

nicl

ride creative

with the precise spot profile



OTOS® SP6

IP65 SPOT PROFILE MOVING HEAD

In the world of motocross, there are many different types of riders, and all have their own unique styles and personality. Just like the lighting used to illuminate a stage or event, each fixture brings a distinct set of skills and abilities to the track. The OTOS® SP6 is perfect for those who want to take their creativity to new heights. Featuring an IP65 rating, a powerful 600-watt LED light source, and a wide zoom range from 7° to 50°, the SP6 delivers precise lighting results without any visible hotspots. Unleash your creativity!

TAKE IT ON YOUR NEXT RIDER



DESIGNED & ENGINEERED IN GERMANY

 Cameo® is a registered brand of the Adam Hall Group.

For more information please visit:

cameolight.com/otos-sp6





FUSION

by GLP

X-PAR Series

RGBL Farbmischung

8,5° bis 55° Zoom

IP65 zertifiziert



X-PAR 12Z

2.600 lm Output



X-PAR 18Z

4.790 lm Output



X-PAR 8Z

1.800 lm Output



L I G H T I N G | V I D E O | A U D I O | R I G G I N G

Hi there,

Thank you for taking time to have a look into our latest rental catalogue. Before you start skimming: Should you have any questions regarding the products, please don't hesitate to contact us directly. We are happy to help you out!

Now some facts about us: NicLen and publitec, based in Dortmund (Germany), combined forces in 2019 and since then offer you the full portfolio of event technology – at high quality and in large quantities. We as dry-hire specialists have gathered years of experience in the areas of professional lighting, video and audio technology as well as rigging. With locations in the UK, the Netherlands, Switzerland and France our mission is to solve all your problems at once.

Do you have issues with transportation? We have our own logistics system - built for your needs.

Do you need more manpower or expertise on site? Our video technicians are there for you.

Are you rather looking for used equipment at a small price? You can find it at our market place.

Do you have a rental park of your own and seek assistance in maintaining it? Our repair service will gladly do it for you.

If you are looking to buy event technology, publitec is your partner.

Is building a safe environment for your event a concern of yours? You can find various disinfectants in our shop and buy or rent innovative devices from us.

If you are interested in further information about all services the NicLen Family has to offer, please go to www.niclenfamily.com.

Cheers,

The NicLen Family

This catalogue was printed climate neutrally. The certificate can be provided on request.

The General Terms and Conditions of NicLen Gesellschaft für Elektronik, Handel und Vermietung mbH apply. You can find the GTC here: www.niclen.de/en/gtc

As of 01/2024 | Subject to errors and technical changes.

Hallo,

schön, dass Du Dir die Zeit nimmst, durch unseren aktuellen Mietkatalog zu stöbern. Solltest Du Fragen zu den einzelnen Produkten oder unseren Dienstleistungen haben, ruf uns gerne direkt an.

Vorab ein paar Infos über uns: NicLen und publitec haben ihren Sitz in Dortmund und bieten Dir seit 2019 zusammen das komplette Line-up der professionellen Veranstaltungstechnik - also Licht-, Video-, Audio- und Rigging-Equipment an. In bester Qualität und zu großen Stückzahlen. Wir sind Dry-Hire Spezialisten mit ganz viel Herzblut und möchten, dass Du in jeder Hinsicht von unserer jahrelangen Erfahrung profitierst. Mit weiteren Standorten in der UK, den Niederlanden, der Schweiz und Frankreich ist es daher unsere Mission, Dein Problemlöser in allen Belangen rund ums Event zu sein.

Gibt es Probleme beim Transport Deiner Technik? Wir haben unser eigenes Logistiksystem und Du eine Sorge weniger.

Brauchst Du technischen Support auf der Baustelle? Unsere Videoexperten mischen sich unsichtbar unter Dein Team und unterstützen Dich zuverlässig.

Suchst Du nach gebrauchter Eventtechnik zu kleinen Preisen? Schau doch mal bei Rudi Deluxe vorbei.

Hast Du einen eigenen Mietpark und möchtest sichergehen, dass Deine Technik immer im perfekten Zustand ist? Unser Reparatur- und Wartungsservice kümmert sich.


Falls Du Veranstaltungstechnik kaufen möchtest, ist publitec Dein Partner.

Willst Du sicherstellen, dass Dein Event den Hygienevorschriften entspricht? Verschiedene Desinfektionsmittel und innovative Geräte findest Du in unserem Shop.

Falls Du noch mehr über die einzelnen Mitglieder der NicLen Family erfahren möchtest, besuch uns doch mal auf www.niclenfamily.de.

Wir freuen uns, von Dir zu hören!

Deine NicLen Family



| | |
|-------------------------------------|---------|
| Movinglights | 12-30 |
| Outdoor | 31-56 |
| Staticlights | 57-71 |
| Domes | 72-73 |
| Follows | 74-76 |
| Smoke / Wind / Laser | 78-81 |
| Lighting Desks / Controls / Dimmers | 82-87 |
| Speakers | 88-104 |
| Wireless / MICS / IEM | 105-115 |
| Audio Desks | 116-119 |
| Cables | 120-127 |
| Truss / Rigging | 128-138 |
| LED Technology | 141 |
| Projectors | 142-143 |
| Lenses | 146-147 |
| Rigging Solutions | 148 |
| Projection Screens | 149-151 |
| Displays | 152-155 |
| Media Servers | 156-157 |
| Signal Sources | 158-159 |
| Computers | 160 |
| Signal Management | 161-167 |
| Cueing Systems | 168 |
| Intercom Systems | 169-171 |
| Signal Transmission | 172 |
| Experts | 173 |

| Manufacturer | Fixture | Category | Power Connection | DMX | Gobo Size | Channel |
|--------------|-------------------|-------------|-------------------------|--------------|-----------|---------|
| Arri | L7 TT | Staticlight | Schuko | 5 Pin | | 1-6 |
| Arri | L7 C | Staticlight | Schuko | 5 Pin | | 1-16 |
| Cameo | Azor S2 | Staticlight | Schuko > PowerCON TRUE1 | 5 Pin | 16,5 10,5 | 21-28 |
| Astera | FP3 Hyperion Tube | Staticlight | Power Supply Unit | 5 Pin | | |
| Astera | FP2 Helios Tube | Staticlight | Power Supply Unit | 5 Pin | | 3-112 |
| Astera | FP1 Titan Tube | Staticlight | Power Supply Unit | 5 Pin | | 3-112 |
| Astera | AX5 | Staticlight | Schuko > PowerCON TRUE1 | 5 Pin | | 1-21 |
| Astera | AX9 | Staticlight | Schuko > PowerCON TRUE1 | 3 Pin 5 Pin | | 3-21 |
| Astera | AX 2-50 | Staticlight | Schuko > PowerCON TRUE1 | 5 Pin | | 3-72 |
| Astera | AX 2-100 | Staticlight | Schuko > PowerCON TRUE1 | 5 Pin | | 3-72 |
| Astera | NYX Bulb | Staticlight | | | | 2-8 |
| Ayrton | Rivale Profile | Movinglight | Schuko > PowerCON TRUE1 | 5 Pin | 25,5 18,0 | 65 |
| Cameo | MOVO BEAM 200 | Movinglight | Schuko > PowerCON | 3 Pin 5 Pin | | 15- 89 |
| Cameo | OPUS H5 | Movinglight | Schuko > PowerCON | 3 Pin 5 Pin | 17,0 12,0 | 27-36 |
| Cameo | OTOS H5 | Movinglight | Schuko > PowerCON TRUE1 | 3 Pin 5 Pin | | |
| Cameo | OPUS X Profile | Movinglight | Schuko > PowerCON | 3 Pin 5 Pin | 30,0 25,0 | 37-55 |
| Cameo | OPUS SP5 Profile | Movinglight | Schuko > PowerCON | 3 Pin 5 Pin | 22,9 19,0 | 34-50 |
| Cameo | Azor B1 | Movinglight | Schuko > PowerCON | 3 Pin 5 Pin | 30,6 22,0 | 13-16 |
| Cameo | OPUS S5 Spot | Movinglight | Schuko > PowerCON TRUE1 | 3 Pin 5 Pin | 22,9 19,0 | 27-33 |
| Cameo | EVOS W7 | Movinglight | Schuko > PowerCON TRUE1 | 3 Pin 5 Pin | 42,1 48,2 | 16-87 |
| Cameo | EVOS W3 | Movinglight | Schuko > PowerCON TRUE1 | Artnet 5 Pin | 29,0 35,0 | 18-43 |
| Cameo | ZENIT® W300 | Staticlight | Schuko > PowerCON TRUE1 | 5 Pin | | 2-15 |
| Cameo | ZENIT® B200 | Staticlight | Schuko > PowerCON TRUE1 | 5 Pin | | 2-15 |
| Cameo | F4T | Staticlight | Schuko > PowerCON TRUE1 | 5 Pin | | 1-5 |
| Cameo | F4FC | Staticlight | Schuko > PowerCON TRUE1 | 5 Pin | | 1-11 |
| Cameo | F4D | Staticlight | Schuko > PowerCON TRUE1 | 5 Pin | | 1-5 |
| Cameo | F2T | Staticlight | Schuko > PowerCON TRUE1 | 5 Pin | | 1-5 |
| Cameo | F2FC | Staticlight | Schuko > PowerCON TRUE1 | 5 Pin | | 10 |
| Cameo | F2D | Staticlight | Schuko > PowerCON TRUE1 | 5 Pin | | 1-5 |

| Manufacturer | Fixture | Lamp | Power Connection | DMX | Gobo Size | Channel |
|--------------|-----------------------|-------------|-------------------------|-------------|------------|---------|
| Cameo | F1D | Staticlight | Schuko > PowerCON TRUE1 | 5 Pin | | 1-5 |
| Cameo | F1T | Staticlight | Schuko > PowerCON TRUE1 | 5 Pin | | 1-5 |
| Cameo | ZENIT® W600 | Staticlight | Schuko > PowerCON TRUE1 | 5 Pin | | 2-15 |
| Cameo | ZENIT® W600 SMD | Staticlight | Schuko > PowerCON TRUE1 | 5 Pin | | 2-15 |
| Cameo | ZENIT® P130 | Staticlight | Schuko > PowerCON TRUE1 | 5 Pin | | 2-15 |
| Cameo | ZENIT® Z180 G2 | Staticlight | Schuko > PowerCON TRUE1 | 5 Pin | | 3-17 |
| Cameo | ZENIT® B60 | Staticlight | Schuko > PowerCON TRUE1 | 5 Pin | | 2-15 |
| Cameo | ZENIT® Z180 G2 | Staticlight | Schuko > PowerCON TRUE1 | 5 Pin | | 3-17 |
| Cameo | FLAT PRO 7 G2 | Staticlight | Schuko > PowerCON TRUE1 | 3 Pin | | 2-14 |
| Cameo | FLAT PRO 12 G2 | Staticlight | Schuko > PowerCON TRUE1 | 3 Pin | | 2-14 |
| Cameo | DROP® B1 | Staticlight | | | | 9 |
| Cameo | PIXBAR® 400 IP G2 | Staticlight | Schuko > PowerCON TRUE1 | 5 Pin | | 1-68 |
| Cameo | PIXBAR® SMD IP G2 | Staticlight | Schuko > PowerCON TRUE1 | 5 Pin | | 6-116 |
| Chauvet | COLORado PXL Curve 12 | Staticlight | Schuko > PowerCON TRUE1 | 5 Pin | | 20-179 |
| Chauvet | STRIKE Array 2 | Staticlight | Schuko > PowerCON | 5 Pin | | 1-8 |
| Chauvet | STRIKE Array 4 | Staticlight | Schuko > PowerCON | 5 Pin | | 1-10 |
| Clay Paky | Arola Aqua | Movinglight | Schuko > PowerCON TRUE1 | 5 Pin | 26,95 20,5 | 38 |
| Clay Paky | Panify | Movinglight | Schuko > PowerCON TRUE1 | 5 Pin | | 5 |
| Clay Paky | Sharpy Wash 330 | Movinglight | Schuko | 3 Pin 5 Pin | | 22 |
| Clay Paky | Sharpy | Movinglight | Schuko > PowerCON | 3 Pin 5 Pin | | 20 |
| Clay Paky | Scenius Unico | Movinglight | Schuko > PowerCON TRUE1 | 5 Pin | 32,8 23,0 | 40-44 |
| Clay Paky | Scenius Profile | Movinglight | Schuko > PowerCON TRUE1 | 5 Pin | 32,8 23,0 | 37-41 |
| Clay Paky | Tambora Batten | Movinglight | Schuko > PowerCON TRUE1 | 5 Pin | 10,5 28,8 | 48-64 |
| Clay Paky | Xtylos Mini HPE | Movinglight | Schuko > PowerCON TRUE1 | 5 Pin | | 27 |
| Clay Paky | Xtylos Aqua | Movinglight | Schuko > PowerCON TRUE1 | 5 Pin | 11,0 25,0 | 31 |
| Clay Paky | Midi-B | Movinglight | Schuko > PowerCON TRUE1 | 5 Pin | | 17-37 |
| Clay Paky | HY B-Eye K25 | Movinglight | Schuko > PowerCON | 3 Pin 5 Pin | | 21-35 |
| Clay Paky | Axcor Profile 600 | Movinglight | Schuko > PowerCON TRUE1 | 3 Pin 5 Pin | 25,9 20,0 | 40-44 |
| Clay Paky | Stormy | Staticlight | Schuko > PowerCON TRUE1 | 5 Pin | | 3-6 |

| Manufacturer | Fixture | Lamp | Power Connection | DMX | Gobo Size | Channel |
|--------------|--------------------------|-------------|-------------------------|-------------|-----------|---------|
| Clay Paky | ReflectXion | Movinglight | Schuko > PowerCON TRUE1 | 5 Pin | | 6 |
| Coemar | LEDco Fullspectrum HD6 | Staticlight | Schuko > PowerCON | 5 Pin | 28,0 40,0 | 1-16 |
| DVT Light | PJ-5 | Movinglight | Schuko > PowerCON TRUE1 | 5 Pin | | 44902 |
| Elation | Smarty Hybrid™ | Movinglight | Schuko > PowerCON TRUE1 | 5 Pin | 7,0 14,0 | 20-34 |
| Elation | Proteus Smarty Hybrid IP | Movinglight | Schuko > PowerCON TRUE1 | 5 Pin | 7,0 14,0 | 20-34 |
| Elation | ACL 360 BAR | Movinglight | Schuko > PowerCON | 3 Pin 5 Pin | | 17-43 |
| Elation | Proteus Maximus IP™ | Movinglight | Schuko > PowerCON TRUE1 | 5 Pin | 25,0 29,8 | 37-61 |
| Elation | Artiste Monet™ | Movinglight | Schuko > PowerCON TRUE1 | 5 Pin | 25,0 29,8 | 40-67 |
| Elation | CUEPIX Panel | Staticlight | Schuko > PowerCON | 3 Pin 5 Pin | | 3-80 |
| Elation | SIXBAR 1000 | Staticlight | Schuko > PowerCON | 3 Pin 5 Pin | | 6-79 |
| Elation | CUEPIX Blinder WW4 | Staticlight | Schuko > PowerCON | 3 Pin 5 Pin | | 1-9 |
| Elation | CUEPIX Blinder WW2 | Staticlight | Schuko > PowerCON | 3 Pin 5 Pin | | 1-4 |
| Elation | COLOUR PENDANT™ | Staticlight | Schuko > PowerCON | 5 Pin | | 1-10 |
| Elation | SIXBAR 1000 IP | Staticlight | Schuko > PowerCON TRUE1 | 5 Pin | | 6-79 |
| Elation | KL Panel | Staticlight | Schuko > PowerCON TRUE1 | 5 Pin | | 9 |
| ExpoLite | AkkuLED Compact CM+A | Staticlight | | 3 Pin | | 3-15 |
| ExpoLite | TourLED Pro 28 Zoom | Staticlight | Schuko > PowerCON | 3 Pin 5 Pin | | 3-12 |
| ExpoLite | TourStick P4 | Staticlight | Schuko > PowerCON | 3 Pin | | 3-16 |
| GLP | X4 Bar 20 | Movinglight | Schuko > PowerCON | 5 Pin | | 20-89 |
| GLP | HIGHLANDER Wash | Movinglight | Schuko > PowerCON TRUE1 | 5 Pin | | 1-26 |
| GLP | impression FR1 | Movinglight | Schuko > PowerCON | 5 Pin | | 1-16 |
| GLP | impression X4 L | Movinglight | Schuko > PowerCON | 5 Pin | | 21-169 |
| GLP | X5 | Movinglight | Schuko > PowerCON TRUE1 | 5 Pin | | 24-89 |
| GLP | KNV Dot | Staticlight | Schuko > PowerCON TRUE1 | 5 Pin | | 10-86 |
| GLP | KNV Line | Staticlight | Schuko > PowerCON TRUE1 | 5 Pin | | 10-86 |
| GLP | JDC1 | Movinglight | Schuko > PowerCON TRUE1 | 5 Pin | | 14-68 |
| GLP | JDC2 | Movinglight | Schuko > PowerCON TRUE1 | 5 Pin | | |
| GLP | Fusion 2 | Staticlight | Schuko > PowerCON TRUE1 | 5 Pin | | 4-92 |
| GLP | JDC Line 500 | Staticlight | Schuko > PowerCON TRUE1 | 5 Pin | | 16-158 |
| GLP | FUSION MBL 40 | Staticlight | Schuko > PowerCON TRUE1 | 5 Pin | | 1-5 |

| Manufacturer | Fixture | Lamp | Power Connection | DMX | Gobo Size | Channel |
|--------------------|----------------------------|-------------|--------------------------|-------------|-----------|---------|
| GLP | FUSION MBL 20 | Staticlight | Schuko > PowerCON TRUE1 | 5 Pin | | 1-5 |
| GLP | Creative Light 1+ | Staticlight | USB-C | | | 1-75 |
| Laser Imagineering | Sunbeam 100 FC | Staticlight | Schuko > PowerCON TRUE1 | | | 3-30/60 |
| Litecraft | InLED WT575.cw | Staticlight | Schuko > PowerCON | 5 Pin | | 2 |
| Litecraft | OutLED WT20.swa | Staticlight | Schuko > PowerCON TRUE1 | 5 Pin | | 1-6 |
| Martin | MAC Viper Profile | Movinglight | Schuko > PowerCON | 5 Pin | 37,5 27,0 | 26-34 |
| Martin | MAC Viper Air FX | Movinglight | Schuko > PowerCON | 5 Pin | 37,5 27,0 | 20-28 |
| Martin | MAC Viper Wash DX | Movinglight | Schuko > PowerCON | 5 Pin | | 18-24 |
| Martin | MAC Viper Performance | Movinglight | Schuko > PowerCON | 5 Pin | 37,5 27,0 | 32-40 |
| Martin | MAC Axiom Hybrid | Movinglight | Schuko > PowerCON TRUE1 | 5 Pin | 13,9 9,0 | 23 |
| Martin | Atomic 3000 | Movinglight | Schuko | 3 Pin 5 Pin | | 1-4 |
| Martin | MAC Quantum Wash | Movinglight | Schuko > PowerCON | 5 Pin | | 17-33 |
| Martin | MAC Quantum Profile | Movinglight | Schuko > PowerCON | 5 Pin | 27,9 24,0 | 19-27 |
| Martin | MAC Aura | Movinglight | Schuko > PowerCON | 5 Pin | | 14-25 |
| Martin | MAC Aura XB | Movinglight | Schuko > PowerCON TRUE1 | 5 Pin | | 14-25 |
| Martin | MAC Aura PXL | Movinglight | Schuko > PowerCON TRUE1 | 5 Pin | | 1-512 |
| Martin | MAC Encore Performance CLD | Movinglight | Schuko > PowerCON TRUE1 | 5 Pin | 37,5 27,0 | 38 |
| Martin | MAC Ultra Performance | Movinglight | Schuko > PowerCON TRUE1 | 5 Pin | 37,5 30,0 | 58 |
| Martin | Atomic 3000 LED | Staticlight | Schuko > PowerCON TRUE1 | 5 Pin | | 3-14 |
| Martin | VDO Atomic Dot WRM | Staticlight | Schuko > PowerCON TRUE1 | 5 Pin | | 1-64 |
| Martin | VDO Atomic Dot CLD | Staticlight | Schuko > PowerCON TRUE1 | 5 Pin | | 1-64 |
| Martin | VDO Atomic Bold | Staticlight | Schuko > PowerCON TRUE1 | 5 Pin | | 1-243 |
| Portman | S-TRIBE™ | Staticlight | Schuko / PowerCON True 1 | 5 Pin | | 12-97 |
| Portman | P3 PIX3L | Staticlight | Schuko > PowerCON TRUE1 | 5 Pin | | 3 |
| Portman | P2 Hexaline | Staticlight | Schuko > PowerCON TRUE1 | 3 Pin 5 Pin | | 6 |
| Portman | P1 Retro Lamp | Staticlight | Schuko > PowerCON | 3 Pin 5 Pin | | 7 |
| Portman | P1 Mini LED | Staticlight | Schuko > PowerCON TRUE1 | 5 Pin | | 19-50 |
| Portman | Mantis | Staticlight | Schuko > PowerCON TRUE1 | 5 Pin | | 21-43 |
| Prolights | Astra Hybrid330 | Movinglight | Schuko > PowerCON TRUE1 | 5 Pin | 20 16 | 29 |

| Manufacturer | Fixture | Lamp | Power Connection | DMX | Gobo Size | Channel |
|--------------|-----------------------|-------------|-------------------------|-------------|-----------|---------|
| Robe | Tetra2™ | Movinglight | Schuko > PowerCON TRUE1 | 5 Pin | | 34-128 |
| Robe | iFORTE® | Movinglight | Schuko > PowerCON TRUE1 | 5 Pin | 25,5 18,0 | 54-56 |
| Robe | BMFL™ FollowSpot LT | Movinglight | Schuko > PowerCON | 3 Pin 5 Pin | 25,0 30,8 | 27-33 |
| Robe | LEDBeam 350™ | Movinglight | Schuko > PowerCON TRUE1 | 5 Pin | | 16-24 |
| Robe | BMFL™ Spot | Movinglight | Schuko > PowerCON | 3 Pin 5 Pin | 25,0 30,8 | 33-41 |
| Robe | Pointe® | Movinglight | Schuko > PowerCON | 3 Pin 5 Pin | 15,9 12,5 | 16-30 |
| Robe | BMFL™ WashBeam | Movinglight | Schuko > PowerCON | 3 Pin 5 Pin | 25,0 30,8 | 41-48 |
| Robe | BMFL™ Wash XF | Movinglight | Schuko > PowerCON | 3 Pin 5 Pin | 25,0 30,8 | 30-34 |
| Robe | BMFL™ Blade | Movinglight | Schuko > PowerCON | 3 Pin 5 Pin | 25,0 30,8 | 42-49 |
| Robe | MegaPointe® | Movinglight | Schuko > PowerCON TRUE1 | 3 Pin 5 Pin | 15,9 12,5 | 34-39 |
| Robe | iPointe IP® | Movinglight | Schuko > PowerCON TRUE1 | 3 Pin 5 Pin | 15,8 12,9 | 34-39 |
| Robe | picklePATT™ | Staticlight | Schuko | | | |
| Robe | PATT 2013™ | Staticlight | Schuko | | | |
| Robe | LEDWash 800™ | Movinglight | Schuko | 3 Pin 5 Pin | | 11-38 |
| Robe | LEDBeam 150™ | Movinglight | Schuko > PowerCON | 5 Pin | | 16-22 |
| Robe | ESPRITE® | Movinglight | Schuko > PowerCON TRUE1 | 3 Pin 5 Pin | 23,5 26,8 | 42-50 |
| Robe | Spikie® | Movinglight | Schuko > PowerCON TRUE1 | 5 Pin | | 21-27 |
| Robe | Spiider® | Movinglight | Schuko > PowerCON TRUE1 | 3 Pin 5 Pin | | 27-123 |
| Robe | Tarrantula™ | Movinglight | Schuko > PowerCON TRUE1 | 3 Pin 5 Pin | | 28-195 |
| Robe | FORTE® | Movinglight | Schuko > PowerCON TRUE1 | 3 Pin 5 Pin | 30,8 25,0 | 54 |
| Robe | iSpiider IP® | Movinglight | Schuko > PowerCON TRUE1 | 3 Pin 5 Pin | | 27-123 |
| ROXX® | E.SHOW TW+ | Staticlight | Schuko > PowerCON TRUE1 | 5 Pin | | 3-20 |
| ROXX® | E.SHOW FC | Staticlight | Schuko > PowerCON TRUE1 | 5 Pin | | 3-16 |
| ROXX® | E.SHOW D | Staticlight | Schuko > PowerCON TRUE1 | 5 Pin | | 1-4 |
| ROXX® | CLUSTER B2 W | Staticlight | Schuko > PowerCON TRUE1 | 5 Pin | | 1-13 |
| ROXX® | CLUSTER B2 FC | Staticlight | Schuko > PowerCON TRUE1 | 5 Pin | | 1-41 |
| ROXX® | CLUSTER B4 W | Staticlight | Schuko > PowerCON TRUE1 | 5 Pin | | 1-17 |
| ROXX® | CLUSTER B4 FC | Staticlight | Schuko > PowerCON TRUE1 | 5 Pin | | 1-73 |
| ROXX® | B.FLEX & B.FLEX HAT W | Staticlight | Power Supply Unit | 5 Pin | | 3-80 |
| SGM | G-Profil Turbo IP | Movinglight | Schuko > PowerCON TRUE1 | 5 Pin | 37,5 30,0 | 32-47 |

| Manufacturer | Fixture | Lamp | Power Connection | DMX | Gobo Size | Channel |
|--------------|-------------------|-------------|-------------------------|-------|-----------|---------|
| SGM | P-10 | Staticlight | Schuko > PowerCON TRUE1 | 5 Pin | | 4-52 |
| SGM | Q-10 | Staticlight | Schuko > PowerCON TRUE1 | 5 Pin | | 6-30 |
| SGM | P-6 | Staticlight | Schuko > PowerCON TRUE1 | 5 Pin | | 4-40 |
| SGM | SP-6 | Staticlight | Schuko > PowerCON TRUE1 | 5 Pin | | 6-48 |
| SGM | Q-7 W | Staticlight | Schuko > PowerCON | 5 Pin | | 1-8 |
| SGM | Q-7 | Staticlight | Schuko > PowerCON | 5 Pin | | 4-8 |
| SGM | Q-2 W | Staticlight | Schuko > PowerCON | 5 Pin | | 1-24 |
| SGM | Q-2 | Staticlight | Schuko > PowerCON | 5 Pin | | 3-22 |
| SGM | P-5 W | Staticlight | Schuko > PowerCON | 5 Pin | | 1-2 |
| SGM | P-5 | Staticlight | Schuko > PowerCON | 5 Pin | | 3-10 |
| Vari*Lite | VL2600 Wash | Movinglight | Schuko > PowerCON TRUE1 | 5 Pin | | 29-32 |
| Vari*Lite | VL2600 Profile | Movinglight | Schuko > PowerCON TRUE1 | 5 Pin | 27,0 17,0 | 41-46 |
| Vari*Lite | VL1000TSD | Movinglight | Schuko | 5 Pin | 37,5 28,0 | 19-27 |
| Vari*Lite | VL6000 Beam | Movinglight | Schuko > PowerCON TRUE1 | 5 Pin | 37,5 29,5 | 23 |
| Vari*Lite | VL5LED Wash | Movinglight | Schuko > PowerCON TRUE1 | 5 Pin | | 29-81 |
| Vari-Lite | VL3600 PROFILE IP | Movinglight | Schuko > PowerCON TRUE1 | 5 Pin | 29,8 24 | 49-54 |



LED



Package Unit



Schuko



powerCON



powerCON TRUE1



Touch Display



W-DMX



DMX 3 Pin



DMX 5 Pin



IP 65



Battery Powered



Shutter Blade



ROBE®

AWARD

WINNING PERFORMANCE FOR ANY STAGE

FORTE™

ESPRITE™




This catalogue and therefore this advertisement are printed CO₂-compensated. For more information, please contact NicLen.

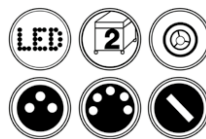




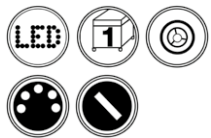
| | |
|-------------------|---------------------|
| Fixture | FORTE® |
| Manufacturer | Robe |
| Type | Profile |
| Lamp | 1.000W LED |
| Power Consumption | 1.250W |
| Weight | 39,8kg |
| Special/Zoom | 5°-55° / CRI: 70-90 |



| | |
|-------------------|------------------------------|
| Fixture | MAC Ultra Performance |
| Manufacturer | Martin |
| Type | Profile |
| Lamp | 1.150W LED |
| Power Consumption | 1.380W |
| Weight | 44kg |
| Special/Zoom | 8°-54° / CRI: 66-90 |



| | |
|-------------------|-----------------------|
| Fixture | Artiste Monet™ |
| Manufacturer | Elation |
| Type | Profile |
| Lamp | 950W LED |
| Power Consumption | 1.400W |
| Weight | 42,6kg |
| Special/Zoom | 6,8°-55° / CRI: 72-84 |



| | |
|-------------------|-----------------|
| Fixture | ESPRITE™ |
| Manufacturer | Robe |
| Type | Profile |
| Lamp | 650W LED |
| Power Consumption | 950W |
| Weight | 27,8kg |
| Special/Zoom | 5,5°-50° |





Fixture **BMFL™ Blade**

| | |
|-------------------|---------|
| Manufacturer | Robe |
| Type | Profile |
| Lamp | 1.700W |
| Power Consumption | 2.000W |
| Weight | 37,9kg |
| Special/Zoom | 5°-55° |



Fixture **Scenius Profile**

| | |
|-------------------|-----------|
| Manufacturer | Clay Paky |
| Type | Profile |
| Lamp | 1.400W |
| Power Consumption | 1.800W |
| Weight | 41kg |
| Special/Zoom | 7°-48° |



Fixture **OPUS X Profile**

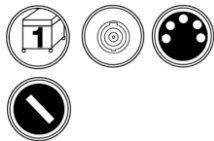
| | |
|-------------------|----------|
| Manufacturer | Cameo |
| Type | Profile |
| Lamp | 750W LED |
| Power Consumption | 1.100W |
| Weight | 42kg |
| Special/Zoom | 6°-48° |



Fixture **VL2600 Profile**

| | |
|-------------------|-----------|
| Manufacturer | Vari*Lite |
| Type | Profile |
| Lamp | 550W |
| Power Consumption | 820W |
| Weight | 32kg |
| Special/Zoom | 7°-48° |





MAC Viper Performance

| | |
|-------------------|---------|
| Fixture | |
| Manufacturer | Martin |
| Type | Profile |
| Lamp | 1.000W |
| Power Consumption | 1.186W |
| Weight | 37,9kg |
| Special/Zoom | 10°-44° |



MAC Encore Performance CLD

| | |
|-------------------|---------|
| Fixture | |
| Manufacturer | Martin |
| Type | Profile |
| Lamp | 468W |
| Power Consumption | 580W |
| Weight | 31kg |
| Special/Zoom | 12°-48° |



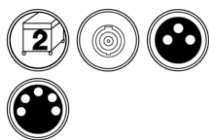
VL1100/1000 TSD

| | |
|-------------------|----------------------------|
| Fixture | |
| Manufacturer | Vari*Lite |
| Type | Profile |
| Lamp | 1.000W |
| Power Consumption | 1.000W |
| Weight | 32kg |
| Special/Zoom | Ultra Quiet Stepper Motors |



OPUS SP5

| | |
|-------------------|---------|
| Fixture | |
| Manufacturer | Cameo |
| Type | Profile |
| Lamp | 500W |
| Power Consumption | 800W |
| Weight | 27,8kg |
| Special/Zoom | 6°-42° |



Fixture **BMFL™ Spot**

| | |
|-------------------|--------|
| Manufacturer | Robe |
| Type | Spot |
| Lamp | 1.700W |
| Power Consumption | 2.000W |
| Weight | 36kg |
| Special/Zoom | 5°-55° |



Fixture **MAC Viper Profile**

| | |
|-------------------|-------------------|
| Manufacturer | Martin |
| Type | Spot |
| Lamp | 1.000W |
| Power Consumption | 1.186W |
| Weight | 37,2kg |
| Special/Zoom | 135° Animation FX |



Fixture **OPUS S5**

| | |
|-------------------|--------|
| Manufacturer | Cameo |
| Type | Spot |
| Lamp | 380W |
| Power Consumption | 650W |
| Weight | 24kg |
| Special/Zoom | 6°-46° |



Fixture **Azor S2**

| | |
|-------------------|--------|
| Manufacturer | Cameo |
| Type | Spot |
| Lamp | 300W |
| Power Consumption | 470W |
| Weight | 19,7kg |
| Special/Zoom | 5°-50° |



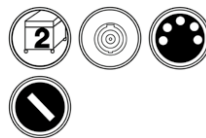
| | |
|-------------------|------------------------|
| Fixture | HIGHLANDER Wash |
| Manufacturer | GLP |
| Type | Wash |
| Lamp | 1.400W |
| Power Consumption | 1.750W |
| Weight | 29,5kg |
| Special/Zoom | 5°-60° |



| | |
|-------------------|---------------------|
| Fixture | BMFL™ WashXF |
| Manufacturer | Robe |
| Type | Wash |
| Lamp | 1.700W |
| Power Consumption | 2.000W |
| Weight | 35kg |
| Special/Zoom | 4,5°-55° |



| | |
|-------------------|--------------------|
| Fixture | VL2600 Wash |
| Manufacturer | Vari*Lite |
| Type | Wash |
| Lamp | 550W |
| Power Consumption | 820W |
| Weight | 30,2kg |
| Special/Zoom | 12°-63° |

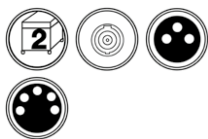


| | |
|-------------------|-------------------------|
| Fixture | MAC Viper WashDX |
| Manufacturer | Martin |
| Type | Wash |
| Lamp | 1.000W |
| Power Consumption | 1.186W |
| Weight | 34,1kg |
| Special/Zoom | Barndoors, Linear CTO |



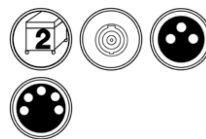
Fixture **Sharpay Wash**

| | |
|-------------------|-----------|
| Manufacturer | Clay Paky |
| Type | Wash |
| Lamp | 330W |
| Power Consumption | 500W |
| Weight | 18,5kg |
| Special/Zoom | 6,5°- 48° |



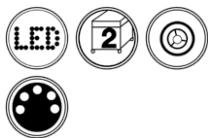
Fixture **BMFL™ WashBeam**

| | |
|-------------------|-----------|
| Manufacturer | Robe |
| Type | Wash Beam |
| Lamp | 1.700W |
| Power Consumption | 2.000W |
| Weight | 38,4kg |
| Special/Zoom | 5°-45° |



Fixture **VL5LED Wash**

| | |
|-------------------|--------------|
| Manufacturer | Vari*Lite |
| Type | Wash |
| Lamp | 1.080W |
| Power Consumption | 1.320W |
| Weight | 23,5kg |
| Special/Zoom | 2.700-7.000K |



Fixture **VL6000 Beam**

| | |
|-------------------|---------------------|
| Manufacturer | Vari*Lite |
| Type | Beam |
| Lamp | 1.500W |
| Power Consumption | 2.140W |
| Weight | 28kg |
| Special/Zoom | Ellipsoid Reflector |





| | |
|-------------------|----------------------|
| Fixture | Scenius Unico |
| Manufacturer | Clay Paky |
| Type | Wash Beam |
| Lamp | 1.400W |
| Power Consumption | 1.800W |
| Weight | 45,6kg |
| Special/Zoom | 5°-55° |

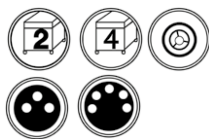


| | |
|-------------------|------------------------|
| Fixture | MAC Viper AirFX |
| Manufacturer | Martin |
| Type | Hybrid |
| Lamp | 1.000W |
| Power Consumption | 1.168W |
| Weight | 35,7kg |
| Special/Zoom | Mid-Air Effects |



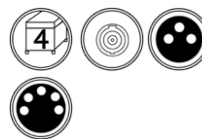
Fixture **MegaPointe®**

| | |
|-------------------|-----------------|
| Manufacturer | Robe |
| Type | Hybrid |
| Lamp | 470W |
| Power Consumption | 670W |
| Weight | 22kg |
| Special/Zoom | Multifunctional |



Fixture **Pointe®**

| | |
|-------------------|-----------------|
| Manufacturer | Robe |
| Type | Hybrid |
| Lamp | 280W |
| Power Consumption | 670W |
| Weight | 15kg |
| Special/Zoom | Multifunctional |



Fixture **OPUS H5**

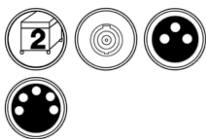
| | |
|-------------------|-----------------|
| Manufacturer | Cameo |
| Type | Hybrid |
| Lamp | 470W |
| Power Consumption | 700W |
| Weight | 27kg |
| Special/Zoom | Multifunctional |



Fixture **Smarty Hybrid™**

| | |
|-------------------|-----------------|
| Manufacturer | Elation |
| Type | Hybrid |
| Lamp | 280W |
| Power Consumption | 480W |
| Weight | 22,2kg |
| Special/Zoom | Multifunctional |





Fixture **Sharpay Beam**

| | |
|-------------------|-----------|
| Manufacturer | Clay Paky |
| Type | Beam |
| Lamp | 330W |
| Power Consumption | 350W |
| Weight | 19kg |
| Special/Zoom | 1°-3,8° |



Fixture **Astra Hybrid330**

| | |
|-------------------|------------|
| Manufacturer | Prolights |
| Type | Hybrid |
| Lamp | 330W LED |
| Power Consumption | 517W |
| Weight | 21,6kg |
| Special/Zoom | 3,5° - 52° |



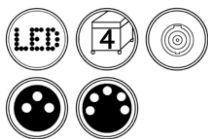
Fixture **MAC Axiom Hybrid**

| | |
|-------------------|--------|
| Manufacturer | Martin |
| Type | Hybrid |
| Lamp | 440W |
| Power Consumption | 600W |
| Weight | 24,8kg |
| Special/Zoom | 2°-44° |

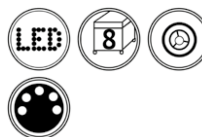


Fixture **Mini Xtylos HPE**

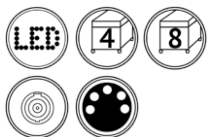
| | |
|-------------------|------------------|
| Manufacturer | Clay Paky |
| Type | Beam |
| Lamp | 20W Laser Engine |
| Power Consumption | 90W |
| Weight | 9kg |
| Special/Zoom | 1°-4° |


Fixture Azor B1

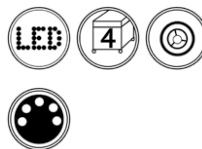
| | |
|-------------------|----------|
| Manufacturer | Cameo |
| Type | Beam |
| Lamp | 100W LED |
| Power Consumption | 180W |
| Weight | 13,9kg |
| Special/Zoom | 9.200K |


Fixture Spikie®

| | |
|-------------------|------------------------|
| Manufacturer | Robe |
| Type | Beam |
| Lamp | 60W LED |
| Power Consumption | 100W |
| Weight | 7,3kg |
| Special/Zoom | 4°-28° / 3 facet Prism |


Fixture LEDBeam 150™

| | |
|-------------------|----------|
| Manufacturer | Robe |
| Type | Beam |
| Lamp | 280W LED |
| Power Consumption | 220W |
| Weight | 5,7kg |
| Special/Zoom | 3,8°-60° |


Fixture LEDBeam 350™

| | |
|-------------------|------------|
| Manufacturer | Robe |
| Type | Beam |
| Lamp | 12x40W LED |
| Power Consumption | 450W |
| Weight | 9,9kg |
| Special/Zoom | 3,8°-60° |



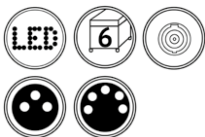
Fixture **EVOS W3**

| | |
|-------------------|------------|
| Manufacturer | Cameo |
| Type | Wash |
| Lamp | 7x 40W LED |
| Power Consumption | 325W |
| Weight | 7,8kg |
| Special/Zoom | 4,5°-55° |



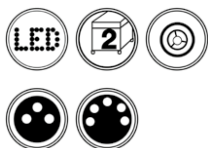
Fixture **impression FR1**

| | |
|-------------------|----------|
| Manufacturer | GLP |
| Type | Beam |
| Lamp | 60W LED |
| Power Consumption | 85W |
| Weight | 4kg |
| Special/Zoom | 3,7°-34° |



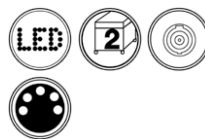
Fixture **MOVO BEAM 200**

| | |
|-------------------|---------|
| Manufacturer | Cameo |
| Type | Beam |
| Lamp | 60W |
| Power Consumption | 120W |
| Weight | 8kg |
| Special/Zoom | 2°-120° |



Fixture **HY B-Eye K25**

| | |
|-------------------|------------|
| Manufacturer | Clay Paky |
| Type | Wash, Beam |
| Lamp | 37x40W |
| Power Consumption | 1.250W |
| Weight | 27,5kg |
| Special/Zoom | 4°-60° |



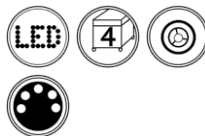
Fixture **MAC Quantum Wash**

| | |
|-------------------|-----------------------------|
| Manufacturer | Martin |
| Type | Wash |
| Lamp | 50x 15W LED |
| Power Consumption | 856W |
| Weight | 21kg |
| Special/Zoom | BEAM Twister / Variable CTO |



Fixture **Tarrantula™**

| | |
|-------------------|----------------------|
| Manufacturer | Robe |
| Type | Wash |
| Lamp | 1x 60W + 36x 40W LED |
| Power Consumption | 1.000W |
| Weight | 21,2kg |
| Special/Zoom | 4°-50° |



Fixture **Impression X5**

| | |
|-------------------|-------------|
| Manufacturer | GLP |
| Type | Wash |
| Lamp | 19x 40W LED |
| Power Consumption | 710W |
| Weight | 13,3kg |
| Special/Zoom | 3,5°-60° |



PRIME
LOGISTICS

EVENT TRUCKING


BECAUSE YOUR SUCCESS IS OUR MISSION.

- ✓ Customised transport solutions
- ✓ Across Europe
- ✓ 100% tailored to your needs



Phone: +49 231 999 61-85
eMail: prime@niclen.de

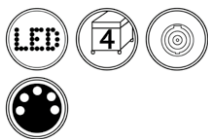
CHECK OUT OUR WEBSITE





Fixture **impression X4 L**

| | |
|-------------------|-----------------------|
| Manufacturer | GLP |
| Type | Wash |
| Lamp | 37x 15W LED |
| Power Consumption | 900W |
| Weight | 17kg |
| Special/Zoom | 7°-50° / Pixelmapping |



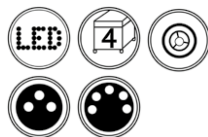
Fixture **Midi-B**

| | |
|-------------------|-----------|
| Manufacturer | Clay Paky |
| Type | Wash |
| Lamp | 19x40W |
| Power Consumption | 830W |
| Weight | 17kg |
| Special/Zoom | 4°-50° |



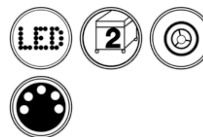
Fixture **Spiider®**

| | |
|-------------------|----------------------|
| Manufacturer | Robe |
| Type | Wash |
| Lamp | 1x 60W + 18x 40W LED |
| Power Consumption | 600W |
| Weight | 13,3kg |
| Special/Zoom | 4°-50° |



Fixture **MAC Aura PXL**

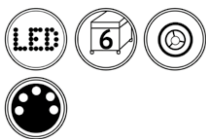
| | |
|-------------------|-------------|
| Manufacturer | Martin |
| Type | Wash |
| Lamp | 19x 40W LED |
| Power Consumption | 560W |
| Weight | 15,6kg |
| Special/Zoom | 7°-59° |





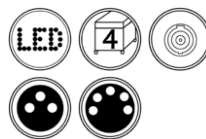
Fixture **MAC Aura XB**

| | |
|-------------------|-------------|
| Manufacturer | Martin |
| Type | Wash |
| Lamp | 19x 15W LED |
| Power Consumption | 349W |
| Weight | 6,5kg |
| Special/Zoom | 10°-60° |



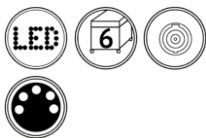
Fixture **LEDWash 800™**

| | |
|-------------------|-------------|
| Manufacturer | Robe |
| Type | Wash |
| Lamp | 37x 15W LED |
| Power Consumption | 430W |
| Weight | 11,5kg |
| Special/Zoom | 8°-63° |



Fixture **MAC Aura**

| | |
|-------------------|------------------|
| Manufacturer | Martin |
| Type | Wash |
| Lamp | 19x 10W LED |
| Power Consumption | 228W |
| Weight | 5,6kg |
| Special/Zoom | Eye Candy Effect |



Fixture **EVOS W7**

| | |
|-------------------|-------------|
| Manufacturer | Cameo |
| Type | Wash Beam |
| Lamp | 19x 40W LED |
| Power Consumption | 900W |
| Weight | 23,5kg |
| Special/Zoom | 4,5°-55° |



WILDSUN

63.00lm | 5.700K | CRI>92 | 10°-60°

K9



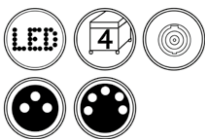
BT Innotec®


AYRTON



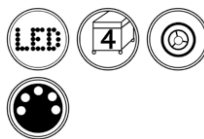
Impression X4 Bar 20

| | |
|-------------------|-------------|
| Fixture | |
| Manufacturer | GLP |
| Type | Bar |
| Lamp | 20x 15W LED |
| Power Consumption | 400W |
| Weight | 16kg |
| Special/Zoom | 7°-50° |



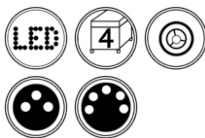
Tambora Batten

| | |
|-------------------|-------------|
| Fixture | |
| Manufacturer | Clay Paky |
| Type | Bar |
| Lamp | 16x 40W LED |
| Power Consumption | 660W |
| Weight | 15,5kg |
| Special/Zoom | 4°-53° |



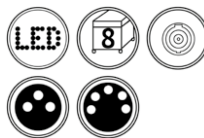
Tetra2™

| | |
|-------------------|-------------|
| Fixture | |
| Manufacturer | Robe |
| Type | Bar |
| Lamp | 18x 40W LED |
| Power Consumption | 600W |
| Weight | 18,1kg |
| Special/Zoom | 4,5°-45° |



ACL 360 BAR

| | |
|-------------------|------------|
| Fixture | |
| Manufacturer | Elation |
| Type | Bar |
| Lamp | 7x 15W LED |
| Power Consumption | 135W |
| Weight | 10kg |
| Special/Zoom | 4° |



BECAUSE

SIZE MATTERS

Choose the perfect BeamWasher
for your event!



This catalogue and therefore this advertisement are printed CO₂-compensated.
For more information, please contact
NicLen.



ROBE[®]

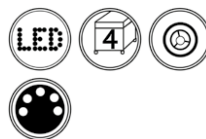
www.robelighting.de



| | |
|-------------------|-------------------------------|
| Fixture | ReflectXion |
| Manufacturer | Clay Paky |
| Type | Moving Mirror |
| Power Consumption | 100W |
| Weight | 13,5kg |
| Special/Zoom | 99% Reflectance, Double Sided |



| | |
|-------------------|---------------|
| Fixture | Panify |
| Manufacturer | Clay Paky |
| Type | Moving Base |
| Power Consumption | 150W |
| Weight | 13,8kg |
| Special/Zoom | 22-50RPM |



| | |
|-------------------|---|
| Fixture | JDC1 |
| Manufacturer | GLP |
| Type | Strobe / Blinder |
| Lamp | 1.320x OSRAM LRTB RGB + 216x CREE XP L Cool White |
| Power Consumption | 1.200W |
| Weight | 11,5kg |
| Special/Zoom | Motorized Tilt (180°), 2 Separate Lightsources |



| | |
|-------------------|-------------------------|
| Fixture | Proteus Maximus™ |
| Manufacturer | Elation |
| Type | Profile |
| Lamp | 950W LED |
| Power Consumption | 1.400W |
| Weight | 53kg |
| Special/Zoom | 5,5°-55° |



| | |
|-------------------|------------------|
| Fixture | OTOS® SP6 |
| Manufacturer | Cameo |
| Type | Profile |
| Lamp | 600W LED |
| Power Consumption | 780W |
| Weight | 33,5kg |
| Special/Zoom | 4 Shutterblades |

31



| | |
|-------------------|-----------------|
| Fixture | OTOS H5 |
| Manufacturer | Cameo |
| Type | Hybrid |
| Lamp | 480W |
| Power Consumption | 700W |
| Weight | 33kg |
| Special/Zoom | Multifunctional |



| | |
|-------------------|-------------------------|
| Fixture | OTOS® B5 |
| Manufacturer | Cameo |
| Type | Beam |
| Lamp | Signify MSD Silver 480W |
| Power Consumption | 700W |
| Weight | 33kg |
| Special/Zoom | 1° |



| Fixture | iFORTE® |
|-------------------|----------------|
| Manufacturer | Robe |
| Type | Profile |
| Lamp | 1000W |
| Power Consumption | 1250W |
| Weight | 42,5kg |
| Special/Zoom | 5°-55° |



| Fixture | Rivale Profile |
|-------------------|-----------------------|
| Manufacturer | Ayrton |
| Type | Profile |
| Lamp | 450W |
| Power Consumption | 700W |
| Weight | 28kg |
| Special/Zoom | 4°-52° |



| Fixture | G-Profile Turbo |
|-------------------|------------------------|
| Manufacturer | SGM |
| Type | Profile |
| Lamp | 850W LED |
| Power Consumption | 1.150W |
| Weight | 52kg |
| Special/Zoom | 8°-43° |



| Fixture | VL3600 Profile IP |
|-------------------|--------------------------|
| Manufacturer | Vari-Lite |
| Type | Profile |
| Lamp | 1.000W LED |
| Power Consumption | 1.475W |
| Weight | 47,7kg |
| Special/Zoom | 5,5° - 50° |

KONKURRENZLOS GUT.

RIVALE

PROFILE



BT.innotec[®]



AYRTON




Fixture **Aroлла Aqua**

| | |
|-------------------|-----------|
| Manufacturer | Clay Paky |
| Type | Profile |
| Lamp | 900W |
| Power Consumption | 1100W |
| Weight | 38,7kg |
| Special/Zoom | 5,5°-50° |



Fixture **Proteus Smarty Hybrid**

| | |
|-------------------|-----------------|
| Manufacturer | Elation |
| Type | Hybrid |
| Lamp | 280W |
| Power Consumption | 500W |
| Weight | 35,5kg |
| Special/Zoom | Multifunctional |



Fixture **Xtylos Aqua**

| | |
|-------------------|-------------------------------|
| Manufacturer | Clay Paky |
| Type | Beam |
| Lamp | Laser Engine (Class 1/RG3) |
| Power Consumption | 400W |
| Weight | 30,4kg |
| Special/Zoom | 1°-7° |



Fixture **iPointe®**

| | |
|-------------------|-----------------|
| Manufacturer | Robe |
| Type | Hybrid |
| Lamp | 310W |
| Power Consumption | 550W |
| Weight | 38kg |
| Special/Zoom | Multifunctional |





Arolla AQUA

EIN VOLLAUSGESTATTETER IP66
HOCHLEISTUNGSSCHEINWERFER MIT
BLENDENSCHIEBERMODUL.



Der Arolla Aqua ist ein wahres
Arbeitstier und trotz IP66 und
hervorragender Lichtleistung
(900W | 7000K | 40.000lm)
vergleichsweise leicht und kompakt.

In großer Stückzahl bei **nicleN** verfügbar.

VISION²

www.claypaky.com
www.visiontwo.de



Rogue Outcast 1L Beam

| | |
|-------------------|----------|
| Fixture | |
| Manufacturer | Chauvet |
| Type | Beam |
| Lamp | 140W LED |
| Power Consumption | 233W |
| Weight | 16,1kg |
| Special/Zoom | 1,4° |



Maverick Storm 2 BeamWash

| | |
|-------------------|-------------------------|
| Fixture | |
| Manufacturer | Chauvet |
| Type | WashBeam |
| Lamp | 19x 50W / 144x 0,2W LED |
| Power Consumption | 1.080W |
| Weight | 23,8kg |
| Special/Zoom | 3,6° - 53,4° |



iSpiider IP®

| | |
|-------------------|----------------------|
| Fixture | |
| Manufacturer | Robe |
| Type | Wash |
| Lamp | 1x 60W + 18x 40W LED |
| Power Consumption | 660W |
| Weight | 24,9kg |
| Special/Zoom | 4°-50° |



MAC Aura XIP

| | |
|-------------------|-----------------|
| Fixture | |
| Manufacturer | Martin |
| Type | Wash |
| Lamp | 7x 60W / 12x 4W |
| Power Consumption | 340W |
| Weight | 8,95kg |
| Special/Zoom | 6,3°-50,4° |

ARGO

6 FX



AYRTON

BTinnotec[®]



| | |
|-------------------|--|
| Fixture | JDC2 |
| Manufacturer | GLP |
| Type | Tilt Movinglight |
| Lamp | Beam: 84x10 W White Strobe LEDs Plate: 1,728x RGB LEDs |
| Power Consumption | 1500W |
| Weight | 23,5kg |
| Special/Zoom | Motorized Tilt (180°) 2 Separate Lightsources |



| | |
|-------------------|---|
| Fixture | Color STRIKE M |
| Manufacturer | Chauvet |
| Type | Strobe Blinder |
| Lamp | 896x Tri-Color SMD LEDs 432x CW LEDs |
| Power Consumption | 740W |
| Weight | 12,1kg |
| Special/Zoom | Motorized Tilt 180° |



| | |
|-------------------|----------------------------|
| Fixture | COLORado PXL Bar 16 |
| Manufacturer | Chauvet |
| Type | LED Pixelbar |
| Lamp | 16x 45W RGBW LEDs |
| Power Consumption | 790W |
| Weight | 20,7kg |
| Special/Zoom | 5,8° - 47,9° |



| | |
|-------------------|------------------------------|
| Fixture | COLORado PXL Curve 12 |
| Manufacturer | Chauvet |
| Type | Bar |
| Lamp | 12x45W |
| Power Consumption | 768W |
| Weight | 34,5kg |
| Special/Zoom | 5,7° - 36,3° |



| | |
|-------------------|-----------------------------------|
| Fixture | P-10 RGBW |
| Manufacturer | SGM |
| Type | Wash / Strobe / Flood |
| Lamp | 48x 24W LED |
| Power Consumption | 1.400W |
| Weight | 20,9kg |
| Special/Zoom | 10° + Diversity of Filter Options |



| | |
|-------------------|---------------------|
| Fixture | Q-7 RGBW |
| Manufacturer | SGM |
| Type | Flood |
| Lamp | 2.000 RGBW SMD LEDs |
| Power Consumption | 465W |
| Weight | 8,1kg |
| Special/Zoom | Flicker Free, 110° |



| | |
|-------------------|--------------------------------------|
| Fixture | Q-10 RGBW |
| Manufacturer | SGM |
| Type | Wash / Strobe / Flood |
| Lamp | 2.048 RGB SMD x 2.048 White SMD LEDs |
| Power Consumption | 1.250W |
| Weight | 19,8kg |
| Special/Zoom | High Power LED Fixture, 110° |



| | |
|-------------------|--------------------------------|
| Fixture | Q-7 W |
| Manufacturer | SGM |
| Type | Wash / Strobe / Flood |
| Lamp | 1.000 Cool White LEDs (5.700K) |
| Power Consumption | 485W |
| Weight | 8,1kg |
| Special/Zoom | Flicker Free, 110° |





| | |
|-------------------|------------------------------------|
| Fixture | P-5 RGBW |
| Manufacturer | SGM |
| Type | Wash |
| Lamp | 24x 24W LED |
| Power Consumption | 630W |
| Weight | 14,5kg |
| Special/Zoom | IP66 High Power LED Fixture / 43h° |



| | |
|-------------------|-----------------------------------|
| Fixture | P-5 W |
| Manufacturer | SGM |
| Type | Wash |
| Lamp | 44x High-Power 10W Cool White LED |
| Power Consumption | 470W |
| Weight | 8,9kg |
| Special/Zoom | Flicker Free, 43° |



| | |
|-------------------|--------------------|
| Fixture | ZENIT® W600 |
| Manufacturer | Cameo |
| Type | Wash |
| Lamp | 40x 15W RGBW LED |
| Power Consumption | 565W |
| Weight | 13kg |
| Special/Zoom | 45°, 100° |



| | |
|-------------------|------------------------|
| Fixture | ZENIT® W600 SMD |
| Manufacturer | Cameo |
| Type | Wash |
| Lamp | 504x SMD 4-in-1 LED |
| Power Consumption | 580-1.100W |
| Weight | 13kg |
| Special/Zoom | 118° |





| | |
|-------------------|---------------------------------|
| Fixture | P-6 RGBW |
| Manufacturer | SGM |
| Type | Wash / Strobe / Flood |
| Lamp | 24x High-Power 24W RGBW LED |
| Power Consumption | 630W |
| Weight | 14,5kg |
| Special/Zoom | IP66, High Lux Performance, 10° |



| | |
|-------------------|---------------|
| Fixture | PJ-5 |
| Manufacturer | DVT Light |
| Type | Wash / Strobe |
| Lamp | 30x25W |
| Power Consumption | 600W |
| Weight | 16,6kg |
| Special/Zoom | 10°-45° |

41



| | |
|--------------|----------------------------|
| Extra | Barndoors |
| Manufacturer | SGM |
| Description | P5, P6, P10 Q2, Q7, Q10 |



| | |
|--------------|------------------|
| Extra | Barndoors |
| Manufacturer | Cameo |
| Description | W600 |

| | |
|--------------|----------------|
| Extra | Filters |
| Manufacturer | SGM |
| Description | P6, P10 |





| | |
|-------------------|--|
| Fixture | Q-2 RGBW |
| Manufacturer | SGM |
| Type | Flood |
| Lamp | 864x RGBW SMD LED (5.700K) |
| Power Consumption | 265W |
| Weight | 6kg |
| Special/Zoom | 110°, 2.000-10.000K Colour Temperature Control |



| | |
|-------------------|------------------------------|
| Fixture | Q-2 W |
| Manufacturer | SGM |
| Type | Flood |
| Lamp | 432x Cool White LED (5.700K) |
| Power Consumption | 265W |
| Weight | 6kg |
| Special/Zoom | Flicker Free, 110° |



| | |
|-------------------|--------------------------------|
| Fixture | ZENIT® W300 |
| Manufacturer | Cameo |
| Type | Wash / Strobe / Flood |
| Lamp | 21x 15W RGBW LED |
| Power Consumption | 300W |
| Weight | 8kg |
| Special/Zoom | SnapMag Filterframe 45° + 100° |



| | |
|-------------------|--------------------------------|
| Fixture | ZENIT® B200 |
| Manufacturer | Cameo |
| Type | Wash |
| Lamp | 21x 15W RGBW LED |
| Power Consumption | 180W |
| Weight | 8kg |
| Special/Zoom | SnapMag Filterframe 45° + 100° |





| | |
|-------------------|-------------|
| Fixture | SP-6 |
| Manufacturer | SGM |
| Type | Stick |
| Lamp | 6x 40W RGBA |
| Power Consumption | 250W |
| Weight | 11kg |
| Special/Zoom | 13° |



| | |
|-------------------|-----------------------------------|
| Fixture | Sunbeam 100 FC |
| Manufacturer | Laser Imagineering |
| Type | Stick |
| Lamp | 60x High Power Multi Chip RGB LED |
| Power Consumption | 250W |
| Weight | 8kg |
| Special/Zoom | 25° |



43



| | |
|-------------------|---------------------|
| Fixture | TourStick P4 |
| Manufacturer | ExpoLite |
| Type | Stick |
| Lamp | 4x 40W RGBW LED |
| Power Consumption | 200W |
| Weight | 10kg |
| Special/Zoom | 15° |



| | |
|-------------------|-------------------------------|
| Fixture | SIXBAR 1000 IP |
| Manufacturer | Elation |
| Type | Stick |
| Lamp | 12x 12W 6-in-1 RGBAW + UV LED |
| Power Consumption | 145W |
| Weight | 8,6kg |
| Special/Zoom | 25° |





| | |
|-------------------|---------------------------------|
| Fixture | PIXBAR® SMD IP G2 |
| Manufacturer | Cameo |
| Type | Bar |
| Lamp | 320xSMD-RGB-LED SMD-W 3W LED |
| Power Consumption | 180W |
| Weight | 12.5kg |
| Special/Zoom | 10°-45° |



| | |
|-------------------|--|
| Fixture | PIXBAR 400 IP G2 |
| Manufacturer | Cameo |
| Type | Bar |
| Lamp | 16x 8W |
| Power Consumption | 180W |
| Weight | 11,8kg |
| Special/Zoom | 25° Beam - 42° Field Led Bar incl. Stack Kit, Verti-Mount, Filter 55°, Frost Filter |



| | |
|-------------------|------------------|
| Fixture | Fusion2 |
| Manufacturer | GLP |
| Type | Stick |
| Lamp | 20x 15W RGBW LED |
| Power Consumption | 330W |
| Weight | 12,5kg |
| Special/Zoom | 6° |

redefine
your
connections




PIXBAR® GENERATION 2

IP65 LED BARS

CREATE YOUR PERFECT COMBINATION: RGBW, RGBWAUV, TW AND SMD.



DESIGNED & ENGINEERED IN GERMANY

 Cameo® is a registered brand of the Adam Hall Group.

For more information please visit:

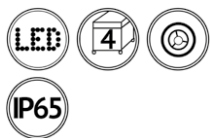
cameolight.com/pixbar-g2





Fixture **IntelliPix-R**

| | |
|-------------------|------------------|
| Manufacturer | Ayrton |
| Type | Grid |
| Lamp | 25x 15W RGBW LED |
| Power Consumption | 460W |
| Weight | 15,9kg |



Fixture **VDO Atomic™ Dot WRM**

| | |
|-------------------|---------------------------------------|
| Manufacturer | Martin |
| Type | Strobe / Blinder |
| Lamp | LED Dot |
| Power Consumption | 55W |
| Weight | 0,5kg |
| Special/Zoom | Outdoor, P3 Video Processing / 2.700K |



Fixture **VDO Atomic™ Dot CLD**

| | |
|-------------------|---------------------------------------|
| Manufacturer | Martin |
| Type | Strobe / Blinder |
| Lamp | LED Dot |
| Power Consumption | 55W |
| Weight | 0,5kg |
| Special/Zoom | Outdoor, P3 Video Processing / 5.700K |





| | |
|-------------------|---|
| Fixture | VDO Atomic™ Bold |
| Manufacturer | Martin |
| Type | Hybrid |
| Lamp | 400W LED |
| Power Consumption | 400W |
| Weight | 9,32kg |
| Special/Zoom | 2.700-11.000K, PDE Hybrid Connectors |



| | |
|-------------------|-----------------|
| Fixture | KNV Dot |
| Manufacturer | GLP |
| Type | Spot |
| Lamp | 1x 30W LED |
| Power Consumption | 34W |
| Weight | 0,7kg |
| Special/Zoom | Strobe, Blinder |

47



| | |
|-------------------|-----------------|
| Fixture | KNV Line |
| Manufacturer | GLP |
| Type | Bar |
| Lamp | 5x 30W LED |
| Power Consumption | 170W |
| Weight | 1,8kg |
| Special/Zoom | Strobe, Blinder |



| | |
|--------------|--------------------|
| Fixture | KNV PSU |
| Manufacturer | GLP |
| Description | 25x Dot or 5x Line |



| | |
|-------------------|-----------------------|
| Fixture | FP1 Titan Tube |
| Manufacturer | Astera |
| Type | Creative Light |
| Lamp | 72W LED RGBW |
| Power Consumption | 78W |
| Weight | 1,4kg |
| Special/Zoom | Use with Astera ART 7 |



| | |
|-------------------|------------------------|
| Fixture | FP2 Helios Tube |
| Manufacturer | Astera |
| Type | Creative Light |
| Lamp | RGBMA LED |
| Power Consumption | 65W |
| Weight | 0,77kg |
| Special/Zoom | Use with Astera ART 7 |



| | |
|-------------------|---|
| Fixture | FP3 Hyperion Tube |
| Manufacturer | Astera |
| Type | Creative Light |
| Lamp | RGBMA LED |
| Power Consumption | 144W / 92W |
| Weight | 2,9kg |
| Special/Zoom | Single-Pixel Control, 20h Battery Runtime |



| | |
|-------------------|--------------------|
| Fixture | NYX Bulb |
| Manufacturer | Astera |
| Type | Creative Light |
| Lamp | 14 / 10W RGBMA LED |
| Power Consumption | 14W / 10W |
| Weight | 0,24kg |





Fixture **AX2-100**

| | |
|-------------------|--------|
| Manufacturer | Astera |
| Type | Bar |
| Lamp | 16x10W |
| Power Consumption | 80W |
| Weight | 7,4kg |
| Special/Zoom | 21° |



Fixture **AX2-50**

| | |
|-------------------|--------|
| Manufacturer | Astera |
| Type | Bar |
| Lamp | 8x10W |
| Power Consumption | 40W |
| Weight | 4,5kg |
| Special/Zoom | 21° |



Fixture **AX9**

| | |
|-------------------|-----------------------|
| Manufacturer | Astera |
| Type | PAR |
| Lamp | 105W RGBMA LED |
| Power Consumption | 70W |
| Weight | 5,4kg |
| Special/Zoom | Use with Astera ART 7 |



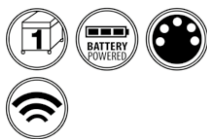
Fixture **AX5**

| | |
|-------------------|-----------------------|
| Manufacturer | Astera |
| Type | PAR |
| Lamp | 3x 15W RGBAW LED |
| Power Consumption | 55W |
| Weight | 3,4kg |
| Special/Zoom | Use with Astera ART 7 |





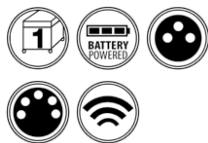
Fixture **ART 7**
Manufacturer Astera
Type W-DMX Box



Fixture **Wireless DMX Transmitter**
Manufacturer ExpoLite



Fixture **iDMX Core**
Manufacturer Cameo





| | |
|-------------------|-----------------------------|
| Fixture | ZENIT® P130 |
| Manufacturer | Cameo |
| Type | PAR |
| Lamp | 4x 32W RGBW Osram OSTAR LED |
| Power Consumption | 155W |
| Weight | 4,8kg |
| Special/Zoom | 8°, 20° |




| | |
|-------------------|------------------------------|
| Fixture | ZENIT® B60-B & -C |
| Manufacturer | Cameo |
| Type | PAR |
| Lamp | 4x 15W RGBW Cree LED |
| Power Consumption | 100W |
| Weight | 5,4kg |
| Special/Zoom | 11°, 25°, 40°, 60° x 10° |

51



| | |
|-------------------|-----------------------|
| Fixture | FLAT PRO® 7 G2 |
| Manufacturer | Cameo |
| Type | PAR |
| Lamp | 7x 10W RGBWA LED |
| Power Consumption | 60W |
| Weight | 4kg |
| Special/Zoom | 30° |



| | |
|-------------------|------------------------|
| Fixture | FLAT PRO® 12 G2 |
| Manufacturer | Cameo |
| Type | PAR |
| Lamp | 12x 10W RGBWA LED |
| Power Consumption | 110W |
| Weight | 6kg |
| Special/Zoom | 30° |


Fixture **ZENIT® Z180 G2**

| | |
|-------------------|-------------------|
| Manufacturer | Cameo |
| Type | PAR |
| Lamp | 180W RGBW COB LED |
| Power Consumption | 220W |
| Weight | 8,2kg |
| Special/Zoom | 10°-40° |


Fixture **OutLED WT20.swa**

| | |
|-------------------|-------------------|
| Manufacturer | Litecraft |
| Type | PAR |
| Lamp | 18x swa LED |
| Power Consumption | 115W |
| Weight | 6kg |
| Special/Zoom | 2.300-5.700K, 25° |


Fixture **DROP® B1**

| | |
|-------------------|-----------------------|
| Manufacturer | Cameo |
| Type | Uplight |
| Lamp | 1x 15W RGBWA + UV LED |
| Power Consumption | 35W |
| Weight | 1kg |
| Special/Zoom | 9° / 11° / 27° |





| | |
|-------------------|-------------------------------|
| Fixture | E.SHOW FC |
| Manufacturer | ROXX® |
| Type | Headlight |
| Lamp | 1x 230W RGBL LED |
| Power Consumption | 230W |
| Weight | 5,7kg |
| Special/Zoom | 17°, 35°, 59° / 2.000-10.000K |



| | |
|-------------------|-------------------------------|
| Fixture | E.SHOW TW+ |
| Manufacturer | ROXX® |
| Type | Headlight |
| Lamp | 1x 200W RGBLAC LED |
| Power Consumption | 220W |
| Weight | 5,7kg |
| Special/Zoom | 19°, 36°, 59° / 2.000-10.000K |



| | |
|-------------------|------------------------|
| Fixture | E.SHOW D |
| Manufacturer | ROXX® |
| Type | Headlight |
| Lamp | 1x 200W Daylight LED |
| Power Consumption | 220W |
| Weight | 5,7kg |
| Special/Zoom | 24°, 36°, 54° / 5.600K |



| | |
|-------------------|--|
| Fixture | B.FLEX & B.FLEX HAT W |
| Manufacturer | ROXX® |
| Type | Spot |
| Lamp | 40W RGBL Single-Source-LED |
| Power Consumption | 62W |
| Weight | 2,5kg |
| Special/Zoom | Bi-Colour + Pixel Effects, Direct Controlling via ROXX.APP |





Fixture

CLUSTER B2 W

| | |
|-------------------|---|
| Manufacturer | ROXX® |
| Type | Blinder |
| Lamp | 2x 260W Warm White + Amber + Red |
| Power Consumption | 650W |
| Weight | 8,5kg (incl. Yoke) |
| Special/Zoom | Tool-Free Connection of CLUSTER Products for Scalable Designs, Redshift for Classic Tungsten Look |



Fixture

CLUSTER B2 FC

| | |
|-------------------|--|
| Manufacturer | ROXX® |
| Type | Blinder |
| Lamp | 2x 260W RGBA + Warm White |
| Power Consumption | 650W |
| Weight | 8,5kg (incl. Yoke) |
| Special/Zoom | Tool-Free Connection of CLUSTER Products for Scalable designs, Redshift for Classic Tungsten Look + Full Colour Spectrum |



Fixture

CLUSTER B4 W

| | |
|-------------------|---|
| Manufacturer | ROXX® |
| Type | Blinder |
| Lamp | 4x 260W Warm White + Amber + Red |
| Power Consumption | 1.400W |
| Weight | 13,8kg (incl. Yoke) |
| Special/Zoom | Tool-Free Connection of CLUSTER Products for Scalable Designs, Redshift for Classic Tungsten Look |



Fixture

CLUSTER B4 FC

| | |
|-------------------|--|
| Manufacturer | ROXX® |
| Type | Blinder |
| Lamp | 4x 260W RGBA + Warm White |
| Power Consumption | 1.400W |
| Weight | 13,8kg (incl. Yoke) |
| Special/Zoom | Tool-Free Connection of CLUSTER Products for Scalable Designs, Redshift for Classic Tungsten Look + Full Colour Spectrum |



| | |
|-------------------|---|
| Fixture | STRIKE Array 2 |
| Manufacturer | CHAUVET Professional |
| Type | Blinder |
| Lamp | 96x LED (WW) 1,33W 10x LED (Amber) 2,63W |
| Power Consumption | 129W |
| Weight | 8kg |
| Special/Zoom | Beam Angle: 60,3° Field Angle: 99° |



| | |
|-------------------|--|
| Fixture | STRIKE Array 4 |
| Manufacturer | CHAUVET Professional |
| Type | Blinder |
| Lamp | 192 LED (WW) 1,33 W 20 LED (Amber) 2,63 W |
| Power Consumption | 245W |
| Weight | 13kg |
| Special/Zoom | Beam Angle: 61.5° Field Angle: 100.5° |



| | |
|-------------------|---------------------------------|
| Fixture | ArenaCob 4FC |
| Manufacturer | Prolights |
| Type | Blinder |
| Lamp | 4 x 75W RGBW LED |
| Power Consumption | 230W |
| Weight | 8kg |
| Special/Zoom | "building block" Rigging System |



Fixture

FUSION MBL 20

| | |
|-------------------|------------------------|
| Manufacturer | GLP |
| Type | Flood |
| Lamp | 270W Tunable White LED |
| Power Consumption | 200W |
| Weight | 5kg |
| Special/Zoom | 100° / 2.700-6.500K |



Fixture

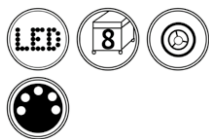
FUSION MBL 40

| | |
|-------------------|------------------------|
| Manufacturer | GLP |
| Type | Flood |
| Lamp | 550W Tunable White LED |
| Power Consumption | 400W |
| Weight | 10kg |
| Special/Zoom | 100° / 2.700-6.500K |

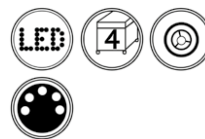




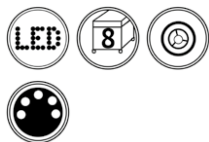
| | |
|-------------------|-------------|
| Fixture | F1 T |
| Manufacturer | Cameo |
| Type | Tungsten |
| Lamp | 78W |
| Power Consumption | 87W |
| Weight | 4,5kg |
| Special/Zoom | 24°-78° |



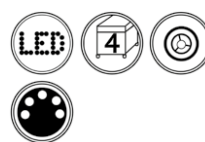
| | |
|-------------------|-------------------------------|
| Fixture | F2 T |
| Manufacturer | Cameo |
| Type | Tungsten Spot |
| Lamp | 240W LED |
| Power Consumption | 210W |
| Weight | 9kg |
| Special/Zoom | 3.200K, Fresnel, 15°-40° Zoom |



| | |
|-------------------|-------------|
| Fixture | F1 D |
| Manufacturer | Cameo |
| Type | Daylight |
| Lamp | 78W |
| Power Consumption | 87W |
| Weight | 4,5kg |
| Special/Zoom | 24°-78° |

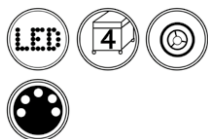


| | |
|-------------------|-------------------------------|
| Fixture | F2 D |
| Manufacturer | Cameo |
| Type | Daylight Spot |
| Lamp | 240W LED |
| Power Consumption | 210W |
| Weight | 9kg |
| Special/Zoom | 5.400K, Fresnel, 15°-40° Zoom |


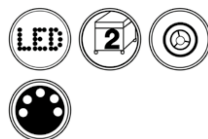




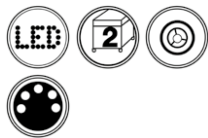
| | |
|-------------------|--------------|
| Fixture | F2 FC |
| Manufacturer | Cameo |
| Type | Fresnel Spot |
| Lamp | 240W |
| Power Consumption | 250W |
| Weight | 9kg |
| Special/Zoom | 18°-55° |



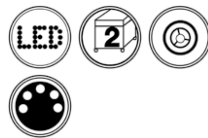
| | |
|-------------------|-------------------------------|
| Fixture | F4 T |
| Manufacturer | Cameo |
| Type | Tungsten Spot |
| Lamp | 520W LED |
| Power Consumption | 473W |
| Weight | 17,8kg |
| Special/Zoom | 3.200K, Fresnel, 12°-40° Zoom |



| | |
|-------------------|--------------------------------|
| Fixture | F4 FC |
| Manufacturer | Cameo |
| Type | Fresnel Spot |
| Lamp | LED 570W RGBW |
| Power Consumption | 355W |
| Weight | 17,8kg |
| Special/Zoom | 1.600-6.500K, Fresnel, 12°-40° |



| | |
|-------------------|-------------------------------|
| Fixture | F4 D |
| Manufacturer | Cameo |
| Type | Daylight Spot |
| Lamp | 520W LED |
| Power Consumption | 478W |
| Weight | 17,8kg |
| Special/Zoom | 5.600K, Fresnel, 12°-40° Zoom |

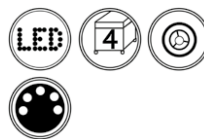




| | |
|-------------------|------------------------|
| Fixture | L7 TT |
| Manufacturer | Arri |
| Type | Fresnel |
| Lamp | LED |
| Power Consumption | 220W |
| Weight | 9,8kg |
| Special/Zoom | 2.600-3.600K / 15°-50° |



| | |
|-------------------|--------------------------------|
| Fixture | KL PANEL |
| Manufacturer | Elation |
| Type | Surface Light |
| Lamp | 295W RGBWLC LED |
| Power Consumption | 299W |
| Weight | 13kg |
| Special/Zoom | 100° / 2.000-10.000K / CRI: 95 |



| | |
|-------------------|-------------|
| Fixture | L7 C |
| Manufacturer | Arri |
| Type | Fresnel |
| Lamp | LED |
| Power Consumption | 220W |
| Weight | 9,8kg |
| Special/Zoom | 15°-50° |

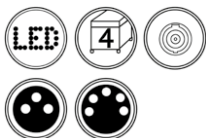


| | |
|-------------------|----------------------------|
| Fixture | S4 IP |
| Manufacturer | Cameo |
| Type | LED Softlight Panel |
| Lamp | 4x 544 RGBWW SMD-LEDs |
| Power Consumption | 460W |
| Weight | 16,4kg |
| Special/Zoom | 1.800K - 10.000K / CRI: 95 |

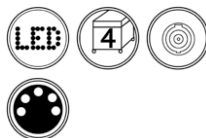




| | |
|-------------------|--------------------------------------|
| Fixture | |
| Manufacturer | Elation |
| Type | Blinder |
| Lamp | 2x 100W Warm White 3.200K COB LED |
| Power Consumption | 229W |
| Weight | 5,1kg |
| Special/Zoom | 60° Beam Angle / 80° Field Angle |

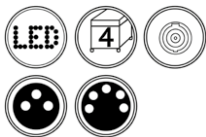


| | |
|-------------------|---|
| Fixture | |
| Manufacturer | Litecraft |
| Type | Daylight PAR |
| Lamp | 31x Single-Chip LED |
| Power Consumption | 150W |
| Weight | 7,5kg |
| Special/Zoom | Cold White 6.300K, Substitutes 575W HMI PARs, 20° |

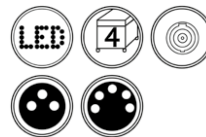


CUEPIX Blinder WW4

| | |
|-------------------|--------------------------------------|
| Fixture | |
| Manufacturer | Elation |
| Type | Blinder |
| Lamp | 4x 100W Warm White 3.200K COB LED |
| Power Consumption | 427W |
| Weight | 9,5kg |
| Special/Zoom | 60° Beam Angle / 80° Field Angle |



| | |
|-------------------|--|
| Fixture | |
| Manufacturer | Elation |
| Type | Matrix |
| Lamp | High Power Long Life 3 in 1 RGB COB Panel |
| Power Consumption | 750W |
| Weight | 16,5kg |
| Special/Zoom | 60° Beam / 80° Field Angles |

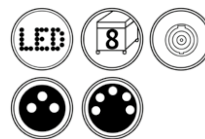




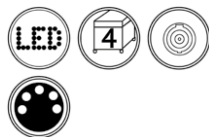
| | |
|-------------------|-----------------------------------|
| Fixture | AkkuleD Power Compact CM+A |
| Manufacturer | ExpoLite |
| Type | PAR |
| Lamp | 1x 40W RGBA |
| Power Consumption | 40W |
| Weight | 5,5kg |
| Special/Zoom | 10h Battery Runtime, 16° |



| | |
|-------------------|------------------------|
| Fixture | SIXBAR 1000 |
| Manufacturer | Elation |
| Type | Bar |
| Lamp | 12x 12W RGBAW + UV LED |
| Power Consumption | 145W |
| Weight | 7,3kg |
| Special/Zoom | 30° |



| | |
|-------------------|----------------------------------|
| Fixture | Colour Pendant |
| Manufacturer | Elation |
| Type | Wash |
| Lamp | 36x 3W RGBW LED |
| Power Consumption | 110W |
| Weight | 6,4kg |
| Special/Zoom | 41° Beam Angle / 66° Field Angle |



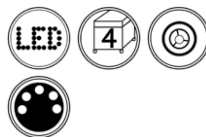
| | |
|-------------------|---------------|
| Fixture | Stormy |
| Manufacturer | Clay Paky |
| Type | Strobe |
| Lamp | 144x 7W LED |
| Power Consumption | 850W |
| Weight | 7,2kg |





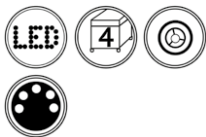
Fixture **Atomic 3000**

| | |
|-------------------|---------------|
| Manufacturer | Martin |
| Type | Strobe |
| Lamp | Xenon |
| Power Consumption | 3.000W |
| Weight | 7,5kg |
| Special/Zoom | 25x lightning |



Fixture **JDC Line 500**

| | |
|-------------------|-------------------------------|
| Manufacturer | GLP |
| Type | Hybrid Strobe |
| Lamp | 100x White LED + 200x RGB LED |
| Power Consumption | 800W |
| Weight | 6kg |
| Special/Zoom | PixelmapPing |



Fixture **Atomic 3000 LED**

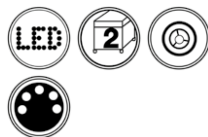
| | |
|-------------------|--------------------------------------|
| Manufacturer | Martin |
| Type | Strobe |
| Lamp | 228x CreeXLamp XP-l 10W White LED |
| Power Consumption | 750W |
| Weight | 8kg |
| Special/Zoom | Aura Backlight 64x RGBW |



| | |
|-------------------|--|
| Fixture | S-TRIBE™ |
| Manufacturer | Portman |
| Type | Creative Light |
| Lamp | 5x 40W Halo LED, 10x 8W Glow |
| Power Consumption | 280W |
| Weight | 8kg |
| Special/Zoom | 94° Halo LED 1600-3200K, RGB + White 6000K |



| | |
|-------------------|--|
| Fixture | P1 Retro Lamp |
| Manufacturer | Portman |
| Type | Creative Light |
| Lamp | 7x OSRAM Haloline R7s PRO 230V 230W |
| Power Consumption | 1.610W |
| Weight | 12,5kg |
| Special/Zoom | 1.600K-2.900K / CRI: 100 |



| | |
|-------------------|------------------------------|
| Fixture | Mantis |
| Manufacturer | Portman |
| Type | Creative Light |
| Lamp | 3x 60W + 3x 12W + 1x 18W LED |
| Power Consumption | 250W |
| Weight | 8kg |
| Special/Zoom | 1.600-3.200K RGBW |



| | |
|-------------------|--|
| Fixture | P2 Hexaline |
| Manufacturer | Portman |
| Type | Creative Light |
| Lamp | 6x OSRAM Haloline R7s PRO 230V 230W |
| Power Consumption | 1.380W |
| Weight | 12,5kg |
| Special/Zoom | 1.600K-2900K / CRI: 100 |



| | |
|-------------------|-------------------------|
| Fixture | P1 Mini LED |
| Manufacturer | Portman |
| Type | Creative Light |
| Lamp | 7x 3W + 7x 10W RGBW LED |
| Power Consumption | 95W |
| Weight | 8kg |
| Special/Zoom | 1.800K RGBW / CRI: >90 |



64



| | |
|-------------------|-------------------------------------|
| Fixture | P3 PIX3L |
| Manufacturer | Portman |
| Type | Creative Light |
| Lamp | 3x OSRAM Haloline R7s PRO 230V 230W |
| Power Consumption | 690W |
| Weight | 4,5kg |
| Special/Zoom | 1.600-2.900K / CRI: 100 |





| | |
|-------------------|--------------------|
| Fixture | picklePATT™ |
| Manufacturer | Robe |
| Type | Creative Light |
| Lamp | 575W |
| Power Consumption | 575W |
| Weight | 5,3kg |
| Special/Zoom | Retro Design |



| | |
|-------------------|-------------------|
| Fixture | PATT 2013™ |
| Manufacturer | Robe |
| Type | Creative Light |
| Lamp | 750W HPL |
| Power Consumption | 670W |
| Weight | 7,2kg |
| Special/Zoom | Retro Design |



| | |
|-------------------|--------------------------|
| Fixture | Creative Light 1+ |
| Manufacturer | GLP |
| Type | Creative Light |
| Lamp | 24x 300mW RGB LED |
| Power Consumption | 15W |
| Weight | 0,6kg |
| Special/Zoom | PixelmapPing |





| | |
|--------------|------------------|
| Fixture | ST5 |
| Manufacturer | Arri |
| Type | Fresnel Tungsten |
| Lamp | 5.000W |
| Weight | 15kg |
| Special/Zoom | 9° - 62° |



| | |
|--------------|------------------|
| Fixture | ST1 |
| Manufacturer | Arri |
| Type | Fresnel Tungsten |
| Lamp | 1.000W |
| Weight | 7kg |
| Special/Zoom | 10° - 58° |



| | |
|--------------|------------------|
| Fixture | ST2 |
| Manufacturer | Arri |
| Type | Fresnel Tungsten |
| Lamp | 2.000W |
| Weight | 12,5kg |
| Special/Zoom | 8° - 56° |



| | |
|--------------|------------------|
| Fixture | 650 Plus |
| Manufacturer | Arri |
| Type | Fresnel Tungsten |
| Lamp | 650W |
| Weight | 2,6kg |
| Special/Zoom | 12° - 52° |





| | |
|-------------------|---------------|
| Fixture | 710SX2 |
| Manufacturer | Robert Juliat |
| Type | Profiler |
| Lamp | 2.000W |
| Power Consumption | 2.000W |
| Weight | 23,5kg |
| Special/Zoom | 10°-25° |



| | |
|-------------------|---------------|
| Fixture | 714SX2 |
| Manufacturer | Robert Juliat |
| Type | Profiler |
| Lamp | 2.000W |
| Power Consumption | 2.000W |
| Weight | 20kg |
| Special/Zoom | 15°-40° |



| | |
|-------------------|---------------|
| Fixture | 713SX2 |
| Manufacturer | Robert Juliat |
| Type | Profiler |
| Lamp | 2.000W |
| Power Consumption | 2.000W |
| Weight | 18,5kg |
| Special/Zoom | 29°-50° |



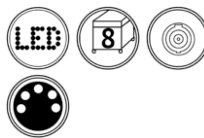
| | |
|-------------------|---------------------------|
| Fixture | D'Artagnan 930 SNX |
| Manufacturer | Robert Juliat |
| Type | Profiler |
| Lamp | 2.500W |
| Power Consumption | 3.100W |
| Weight | 34kg |
| Special/Zoom | 10°-25° |





D'Artagnan 933 SNX

| | |
|-------------------|---------------|
| Fixture | |
| Manufacturer | Robert Juliat |
| Type | Profiler |
| Lamp | 2.500W |
| Power Consumption | 3.100W |
| Weight | 34kg |
| Special/Zoom | 29°-50° |



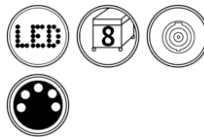
LEDko Fullspectrum 6 HD

| | |
|-------------------|------------|
| Fixture | |
| Manufacturer | Coemar |
| Type | Profiler |
| Lamp | RGBWLA LED |
| Power Consumption | 220W |
| Weight | 5,7kg |
| Special/Zoom | 15°-35° |



D'Artagnan 934 SNX

| | |
|-------------------|---------------|
| Fixture | |
| Manufacturer | Robert Juliat |
| Type | Profiler |
| Lamp | 2.500W |
| Power Consumption | 3.100W |
| Weight | 34kg |
| Special/Zoom | 16°-38° |



LEDko Fullspectrum 6 HD

| | |
|-------------------|------------|
| Fixture | |
| Manufacturer | Coemar |
| Type | Profiler |
| Lamp | RGBWLA LED |
| Power Consumption | 220W |
| Weight | 5,7kg |
| Special/Zoom | 25°-50° |



| | |
|-------------------|-----------------------|
| Fixture | S4 Profile 19° |
| Manufacturer | ETC |
| Type | Profiler |
| Lamp | 750W |
| Power Consumption | 750W |
| Weight | 6,3kg |
| Special/Zoom | Shutter in 3 Levels |



| | |
|-------------------|-----------------------|
| Fixture | S4 Profile 36° |
| Manufacturer | ETC |
| Type | Profiler |
| Lamp | 750W |
| Power Consumption | 750W |
| Weight | 6,3kg |
| Special/Zoom | Shutter in 3 Levels |



| | |
|-------------------|------------------------|
| Fixture | S4 Profile Zoom |
| Manufacturer | ETC |
| Type | Profiler |
| Lamp | 750W |
| Power Consumption | 750W |
| Weight | 9,5kg |
| Special/Zoom | 15°-30° |



| | |
|-------------------|------------------------|
| Fixture | S4 Profile Zoom |
| Manufacturer | ETC |
| Type | Profiler |
| Lamp | 750W |
| Power Consumption | 750W |
| Weight | 8,6kg |
| Special/Zoom | 25°-50° |





Image Similar



| | |
|------------------|--------------------|
| Fixture | ARRI SUN 12 |
| Manufacturer | Arri |
| Type | PAR |
| Lens Diameter | 250mm |
| Socket | G 38 |
| Lamp | 1.200W |
| Hanging | 28mm Spigot |
| Barndoor | 344mm |
| Filter Frame | 330mm |
| Weight | 12,3kg |
| Protection Class | IP23 |
| Certification | CE |
| Colour | black |
| Special | Event Cable System |



Image Similar



| | |
|------------------|--------------------|
| Fixture | ARRI SUN 5 |
| Manufacturer | Arri |
| Type | PAR |
| Lens Diameter | 175mm |
| Socket | G 22 |
| Lamp | 575W |
| Hanging | 28mm Spigot |
| Barndoor | 148mm |
| Filter Frame | 195mm |
| Weight | 6,3kg |
| Protection Class | IP23 |
| Certification | CE |
| Colour | Black |
| Special | Event Cable System |



Image Similar



| | |
|------------------|-------------------------|
| Fixture | ARRI SUN 5 EVENT |
| Manufacturer | Arri |
| Type | PAR |
| Lens Diameter | 175mm |
| Socket | G 22 |
| Lamp | 575W |
| Hanging | 28mm Spigot |
| Barndoor | 197mm |
| Filter Frame | 212mm |
| Weight | 6,3kg |
| Protection Class | IP23 |
| Certification | CE |
| Colour | Black |

HMI Arri Cable Systems

- Event Cable 5m
- Event Cable 10m
- Event Cable 20m
- VEAM 5/12 Cable 7m
- VEAM 25/40 Cable 7m
- VEAM 60/120 Cable 15m



Event Splitbox
Set 2 pieces



Event Splitbox
Set 8 pieces



Location Splitbox active



| | |
|------------------|--------------------------|
| Fixture | ARRI True Blue D5 |
| Manufacturer | Arri |
| Type | Fresnel |
| Lens Diameter | 150 mm |
| Socket | G22 |
| Lamp | 575W SE |
| Hanging | 28mm Spigot |
| Barndoor | 197mm |
| Filter Frame | 197mm |
| Weight | 7,5kg |
| Protection Class | IP23 |
| Certification | CE |
| Colour | Black |

Image Similar



Arri PSU



Arri EB Multifunction
200W/575W/1.200W



Schieder EB
6x 575W



Schieder EB
3x 1.200W



ARRI EB
2,5/4kW



ARRI EB
6/12kW



Schieder EB Rack
36x 575W

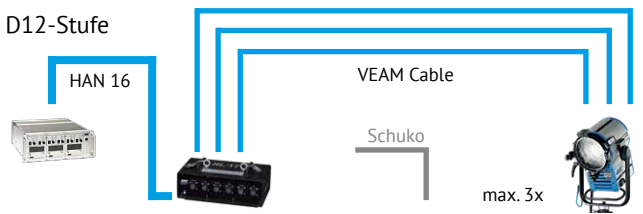


Schieder EB Rack
24x 1.200W


SUN 12 EVENT



D12-Stufe



D5-Stufe



SUN 5 EVENT





Device **Raindome 95**

| | |
|-------------------|-----------------------|
| Manufacturer | Selby |
| Power Connection | CEE 16A Blue > Schuko |
| Power Consumption | 65W |



Device **Raindome 80**

| | |
|-------------------|-----------------------|
| Manufacturer | Selby |
| Power Connection | CEE 16A Blue > Schuko |
| Power Consumption | 65W |



Device **Raindome 60**

| | |
|-------------------|-----------------------|
| Manufacturer | Selby |
| Power Connection | CEE 16A Blue > Schuko |
| Power Consumption | 65W |



| | |
|-------------------|-----------------------|
| Device | RainRoof XL |
| Manufacturer | Selby |
| Power Connection | CEE 16A Blue > Schuko |
| Power Consumption | 65W |



| | |
|-------------------|-----------------------|
| Device | RainRoof L |
| Manufacturer | Selby |
| Power Connection | CEE 16A Blue > Schuko |
| Power Consumption | 65W |



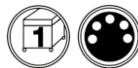
| | |
|-------------------|-----------------------|
| Device | RainRoof M |
| Manufacturer | Selby |
| Power Connection | CEE 16A Blue > Schuko |
| Power Consumption | 65W |



| | |
|-------------------|-----------------|
| Fixture | Lancelot |
| Manufacturer | Robert Juliat |
| Type | Followspot |
| Lamp | 4.000W HTI |
| Power Consumption | 4.000W |
| Power Connection | CEE 32A Red |
| Weight | 125kg |
| Special/Zoom | 2°-5° |



| | |
|-------------------|----------------|
| Fixture | Merlin |
| Manufacturer | Robert Juliat |
| Type | Followspot |
| Lamp | 2.500W HMI |
| Power Consumption | 3.000W |
| Power Connection | powerCON TRUE1 |
| Weight | 76kg |
| Special / Zoom | 3°-12° |



| | |
|-------------------|---------------|
| Fixture | Aramis |
| Manufacturer | Robert Juliat |
| Type | Followspot |
| Lamp | 2.500W HMI |
| Power Consumption | 3.000W |
| Power Connection | Schuko |
| Weight | 59kg + PSU |
| Special / Zoom | 4,5°-8° |



| | |
|-------------------|---------------|
| Fixture | Cyrano |
| Manufacturer | Robert Juliat |
| Type | Followspot |
| Lamp | 2.500W HMI |
| Power Consumption | 3.000W |
| Power Connection | Schuko |
| Weight | 59kg + PSU |
| Special / Zoom | 3°-8° |



| | |
|-------------------|----------------|
| Fixture | Heloise |
| Manufacturer | Robert Juliat |
| Type | Followspot |
| Lamp | 2.500W HMI |
| Power Consumption | 2.600W |
| Power Connection | CEE 32A Red |
| Weight | 32kg + PSU |
| Special | 15°-29° |



| | |
|-------------------|----------------|
| Fixture | Alex |
| Manufacturer | Robert Juliat |
| Type | Followspot |
| Lamp | 2.500W Halogen |
| Power Consumption | 2.500W |
| Power Connection | Schuko |
| Weight | 30kg |
| Zoom | 7°-14,5° |



| | |
|-------------------|---------------|
| Fixture | Victor |
| Manufacturer | Robert Juliat |
| Type | Followspot |
| Lamp | 1.800W MSR |
| Power Consumption | 1.800W |
| Power Connection | Schuko |
| Weight | 33kg |
| Zoom | 7°-14,5° |



Robo Spot System

- RoboSpot Base Station
- RoboSpot MotionCamera
- Works with a Wide Range of Robe Fixtures



Fixture

Rearkit

Manufacturer

Robe

76

BMFL™ FollowSpot LT

A compact, affordable solution for the large arena. Further adding to the ground breaking RobeSpot system, the FollowSpot LT is designed for the larger venue that requires a longer throw distance, tighter beam and greater output power. The LT is the same size and weight as the standard BMFL™ FollowSpot, which is substantially smaller than other products of similar power. The proprietary optical design provides a 4:1 zoom ratio (2'-8') and an output exceeding 455,000 lux at 5 meters. Like the Standard BMFL™ FollowSpot, the LT can be operated as a manual, stand-alone follow spot using the Robe LightMaster-Side and LightMasterRear control kits. Similarly, the LT can be operated remotely using the Robe RobeSpot MDC remote follow spot system and is pre-wired for the Digital camera. Packed with all the features you would expect from a BMFL™ series product, including, imperceptible colour mixing, fixed colour filters, 6000K native colour temperature, CRI >92, Variable CTO to 2700K & CTB to 9000K, fixed & variable frost filters, focus, zoom and a fast iris.

Main Features:

- 1.700W Osram lock it! HTI 1700 / PS
- 40.510lm 455.000 lux at 5m
- Zoom Range: 2°-8°

Effects:

- CMY
- 2 Colour Wheels
- Frost
- Iris



Fixture

FORTE® FS

Manufacturer

Robe

Type

Profile

Lamp

1.000W LED

Power Consumption

1.250W

Weight

42,2kg

Special/Zoom

5° - 55° / CRI: 96



RoboSpot™

MULTI DEVICE
CONTROL



ROBE®

www.robelighting.de

The touring capable and most flexible follow spot system:
up to 12 fixtures simultaneously in MDC mode stand-alone or shared functions
with the console - or even any other fixtures thanks to output of PSN protocol!

This catalogue and therefore this advertisement are printed CO₂-compensated.
For more information, please contact NicLen.





| | |
|-----------------------------|----------------------|
| Device | ATMe Touring |
| Manufacturer | MDG |
| Type | Hazer |
| CO ² Consumption | 0,36kg/h at 2,76 bar |
| Power Consumption | 850W |
| Power Connection | Schuko |
| Weight | 108kg |



| | |
|-------------------|--------------------------------|
| Device | Roady Compact |
| Manufacturer | JEM |
| Type | Smoke Machine |
| Fluid Consumption | 2.500m ³ per Minute |
| Power Consumption | 3.000W |
| Power Connection | CEE 16A Blue |
| Weight | 80kg |



| | |
|-------------------|---|
| Device | Tour Hazer II |
| Manufacturer | Smoke Factory |
| Type | Hazer |
| Fluid Consumption | 8,9 ml/min. (max.output) 1,0 ml/min. (40%) |
| Power Consumption | 1.500W |
| Power Connection | Powercon True1 |
| Weight | 16,5kg |

Device **Fog Blaster**

| | |
|-------------------|---|
| Manufacturer | Smoke Factory |
| Type | CO ² shooter effect simulator, without CO ² |
| Fluid Consumption | at maximum pressure approx. 10 ml/s |
| Power Consumption | 3.200W |
| Power Connection | Powercon True1/ |
| Weight | 24,5kg |
| Special | adjustable in 100 ms steps up to 2 s, or individually |



Device **Fan Fogger EC 2.6**

| | |
|-------------------|--|
| Manufacturer | Smoke Factory |
| Type | Fan Fogger |
| Fluid Consumption | 240 ml/min. (max. output), 60 ml/min. (continuous) |
| Power Consumption | Fogger 2.600W, Fan 450W |
| Power Connection | Powercon True1 |
| Weight | 75kg |
| Special | ~ 30 sec. to 100 %, Permanent fog at |



Device **IP Falcon**

| | |
|-------------------|---|
| Manufacturer | Smoke Factory |
| Type | Fogger |
| Fluid Consumption | 253 ml/min. (185 ml/min. 110 V) (max. output), 54,5 ml/min. (30 ml/min. 110 V) (Dauernebel) |
| Power Consumption | 3.100W |
| Power Connection | Powercon True1/ Schuko |
| Weight | 27kg |
| Special | approx. 55 sec. on 100 % Extended Mode (50 sec 110 V); approx. 22 sec. on 100 % with Impulse Mode |



Device **Data II**

| | |
|-------------------|---|
| Manufacturer | Smoke Factory |
| Type | Fogger |
| Fluid Consumption | 253 ml/min. (185 ml/min. 110 V) (max. output), 54,5 ml/min. (30 ml/min. 110 V) (Continuous fog) |
| Power Consumption | 2.600W |
| Power Connection | Schuko |
| Weight | 12,8kg |
| Special | ~ 30 sec. to 100 %, permanent fog at |





| | |
|-------------------|------------------------|
| Device | AF1 |
| Manufacturer | JEM |
| Type | Variable Fan |
| Volume Flow | 1.815m ³ /h |
| Power Consumption | 120W |
| Power Connection | Schuko |
| Weight | 8,5kg |




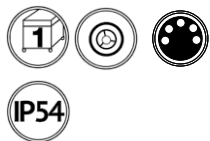
| | |
|-------------------|------------------------|
| Device | AF2 |
| Manufacturer | JEM |
| Type | Variable Fan |
| Volume Flow | 5.700m ³ /h |
| Power Consumption | 245W |
| Power Connection | Schuko |
| Weight | 15,7kg |



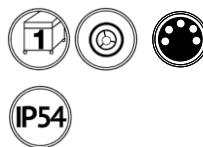
| | |
|--------------|-----------------------|
| Case | Transflex |
| Manufacturer | Amptown |
| Dimensions | 120 x 60 x 80cm |
| Colour | Black |
| Special | Incl. 2 Case Dividers |



| | |
|-------------------|----------------------|
| Fixture | EXCELLENT-D15 |
| Manufacturer | Lightline |
| Type | Laser Projector |
| Lamp | 15W RGB Laser Diode |
| Power Consumption | 600W / 3A |
| Weight | 16kg |
| Special/Zoom | Beam Diameter: 3,5mm |



| | |
|-------------------|----------------------|
| Fixture | EXCELLENT-D40 |
| Manufacturer | Lightline |
| Type | Laser Projector |
| Lamp | 40W RGB Laser Diode |
| Power Consumption | 1300W / 7A |
| Weight | 25kg |
| Special/Zoom | Beam Diameter: 5,9mm |





| | |
|--------------|---------------------------|
| Device | GrandMA 3 Fullsize |
| Manufacturer | MA Lighting |
| Type | Console |
| DMX Out | 6x DMX 5 Pin |
| Weight | 44kg |



| | |
|--------------|---------------------------|
| Device | GrandMA 2 Fullsize |
| Manufacturer | MA Lighting |
| Type | Console |
| DMX Out | 6x DMX 5 Pin |
| Weight | 54kg |



| | |
|--------------|--------------|
| Device | HOG 4 |
| Manufacturer | High End |
| Type | Console |
| DMX Out | 8x DMX 5 Pin |
| Weight | 34kg |



| | |
|--------------|-----------------------------|
| Device | Grand MA 2 Faderwing |
| Manufacturer | MA Lighting |
| Type | Console |
| Fader | 15x Motorized Fader |
| Link | via MA-Bus Link |
| Weight | 8kg |





| | |
|--------------|------------------------|
| Device | GrandMA 3 light |
| Manufacturer | MA Lighting |
| Type | Console |
| DMX Out | 6x DMX 5 Pin |
| Weight | 33kg |



| | |
|--------------|------------------------|
| Device | GrandMA 2 light |
| Manufacturer | MA Lighting |
| Type | Console |
| DMX Out | 6x DMX 5 Pin |
| Weight | 44kg |



| | |
|--------------|------------------------------|
| Device | GrandMA 2 ultra-light |
| Manufacturer | MA Lighting |
| Type | Console |
| DMX Out | 6x DMX 5 Pin |
| Weight | 35kg |



| | |
|--------------|-----------------------------|
| Device | GrandMA 3 8Port Node |
| Manufacturer | MA Lighting |
| Type | Signal Processor |
| DMX Out | DMX 5 Pin |
| Weight | 2kg |





| | |
|--------------|-------------------------|
| Device | GrandMA 3 Unit M |
| Manufacturer | MA Lighting |
| Type | Network Processor |
| DMX Out | DMX 5 Pin |
| Weight | 5kg |



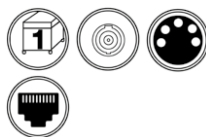
| | |
|--------------|-------------------------|
| Device | GrandMA 3 Unit L |
| Manufacturer | MA Lighting |
| Type | Network Processor |
| DMX Out | DMX 5 Pin |
| Weight | 5kg |



| | |
|--------------|------------------------|
| Device | GrandMA 2 NPU |
| Manufacturer | MA Lighting |
| Type | Network Processor |
| DMX Out | 8x DMX 5 Pin Universes |
| Weight | 9kg |



| | |
|--------------|---|
| Device | GrandMA VPU plus MK2 |
| Manufacturer | MA Lighting |
| Type | Video Processing Unit |
| Input | 2x SDI (BNC) |
| Output | 3x DVI, 2x XLR 3 Pin, 2x Ethercon, 2x USB, 1x eSATA |
| Weight | 15kg |





| | |
|--------------|--------------------|
| Device | CRMX Aurora |
| Manufacturer | LumenRadio |
| Type | WDMX / CRMX |
| Input | DMX5 |
| Output | DMX5 |



| | |
|----------------|-----------------------------------|
| Device | XPD-28-5R RDM-DMX Splitter |
| Manufacturer | Swisson |
| Type | DMX-Splitter/ - Booster |
| Input / Output | 2x 1Gb Ethercon / 4x DMX5 |



| | |
|----------------|----------------------------|
| Device | LumiNode 12 |
| Manufacturer | Luminex |
| Type | Processing Device |
| Input / Output | 2x 1GB Ethercon / 12x DMX5 |



| | |
|----------------|---------------------------|
| Device | LumiNode 4 |
| Manufacturer | Luminex |
| Type | Processing Device |
| Input / Output | 2x 1GB Ethercon / 4x DMX5 |



| | |
|----------------|-----------------------------|
| Device | GigaCore 30i Rack |
| Manufacturer | Luminex |
| Type | GigaCore Switch |
| Input / Output | 2x 24x RJ45 / 6x SFP+ Cages |



| | |
|----------------|--------------------------|
| Device | GigaCore 30i |
| Manufacturer | Luminex |
| Type | GigaCore Switch |
| Input / Output | 24x RJ45 / 6x SFP+ Cages |



| | |
|--------------|----------------------------|
| Device | Touch Monitor 23,8" |
| Manufacturer | DELL |
| Type | Touch Monitor |
| Inputs | DP, HDMI, VGA |
| Resolution | 1.920x1.080px (Full-HD) |
| Weight | 3,1kg |



| | |
|--------------|-------------------------|
| Device | Monitor 24,5" |
| Manufacturer | BenQ |
| Type | Monitor |
| Inputs | DVI, HDMI, VGA |
| Resolution | 1.920x1.080px (Full-HD) |
| Weight | 4,4kg |



Dimmers

MA 12 CH x 2,3kW 32A (Han16E)

MA 24 CH x 2,3kW 63A (Han16A and Han16E)

MA 24 CH x 3,7kW 125A
(Han16A and Han16E)

MA 48 CH x 2,3kW 125A
(Han16A and Han16E)

MA 6 CH x 5,7kW 63A (HAN6E)

Art 2000 Powerrack

Art 2000 Switch 12x 16A

Art 2000 Dimmer 12x 16A

Powerlock Cabel 400V 150q 5m

Powerlock Cabel 400V 150q 15m

Powerlock Adapter 125A CEE 2,5q

Powerlock Adapter 150q Ring Connector



Device **Art 2000 System**

| | |
|-------------------|-----------------|
| Manufacturer | Avolites |
| Type | Dimmer / Switch |
| DMX | 5 Pin |
| DMX Channels | 48 |
| Power Connection | Powerlock |
| Power Consumption | max. 48x 16A |
| Dimensions | 100x116x60cm |
| Weight | 130kg |
| Special | Modular System |



Speaker

E6

| | |
|-------------------------|--|
| Manufacturer | d&b audiotechnik |
| Type | Point Source |
| Description | 2-Way Passive Enclosure |
| Components | 1x 6,5" / 1x 1" |
| Usable Bandwidth | 85Hz-20kHz |
| Connectors In/Link | Speakon NLT4 F / M |
| Nominal Directivity H/V | 100°x55° |
| Included Accessories | Z5377 Swivel Bracket Z5024 Speaker Stand Adapter Z5010 TV Spigot with Fixing Plate |
| Weight | 5kg |



Speaker

E8

| | |
|-------------------------|--|
| Manufacturer | d&b audiotechnik |
| Type | Point Source |
| Description | 2-Way Passive Enclosure |
| Components | 1x 8" / 1x 1" |
| Usable Bandwidth | 62Hz-18kHz |
| Connectors In/Link | Speakon NLT4 F / M |
| Nominal Directivity H/V | 100°x55° |
| Included Accessories | Z5350 Flying Bracket Z5024 Speaker Stand Adapter Z5010 TV Spigot with Fixing Plate |
| Weight | 7,3kg |



Speaker

E12

| | |
|-------------------------|--|
| Manufacturer | d&b audiotechnik |
| Type | Point Source |
| Description | 2-Way Passive Enclosure |
| Components | 1x 12" / 1x 1,3" |
| Usable Bandwidth | 50Hz-18kHz |
| Connectors In/Link | Speakon NLT4 F / M |
| Nominal Directivity H/V | 80°x50° |
| Included Accessories | Z5352 Flying Bracket Z5024 Speaker Stand Adapter Z5010 TV Spigot with Fixing Plate |
| Weight | 16kg |



Speaker

B6 Sub

| | |
|--------------------|-------------------------|
| Manufacturer | d&b audiotechnik |
| Type | Subwoofer |
| Description | 1-Way Passive Enclosure |
| Components | 1x 18" |
| Usable Bandwidth | 37Hz-140Hz |
| Connectors In/Link | Speakon NLT4 F / M |
| Weight | 41kg |



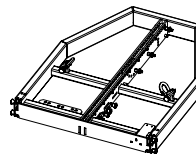
| | |
|-------------------------|--|
| Speaker | Y7P / Y10P |
| Manufacturer | d&b audiotechnik |
| Type | Point Source |
| Description | 2-Way Passive Enclosure |
| Components | 1x 8" / 1x 1,4" |
| Usable Bandwidth | 59Hz-18kHz |
| Connectors In/Link | Speakon NLT4 F / M |
| Nominal Directivity H/V | 75°x40°-(110°x40°-Y10P) |
| Included Accessories | Z5397 Swivel Bracket Z5024 Speaker Stand Adapter Z5010 TV Spigot with Fixing Plate |
| Weight | 18kg |



| | |
|-----------------------|-------------------------|
| Speaker | Y8 / Y12 |
| Manufacturer | d&b audiotechnik |
| Type | Line Source |
| Description | 2-Way Passive Enclosure |
| Components | 2x 8" / 1 x 1,4" |
| Usable Bandwidth | 54Hz-19kHz |
| Connectors In/Link | Speakon NLT4 F / M |
| Nominal Directivity H | 80° (120°-Y12) |
| Weight | 20kg |



| | |
|--------------------|----------------------------|
| Speaker | Y Sub |
| Manufacturer | d&b audiotechnik |
| Type | Flyable Cardioid Subwoofer |
| Description | 2-Way Passive SUB |
| Components | 1x 18" / 1x 12" |
| Usable Bandwidth | 39Hz-140Hz |
| Connectors In/Link | Speakon NLT4 F / M |
| Weight | 52kg |



| | |
|----------------------|--|
| Speaker | Y Flying Frame (Z5390) |
| Manufacturer | d&b audiotechnik |
| Type | Rigging Frame |
| Included Accessories | Y Safety Chain (Z5392) Rota Clamp (Z5147) |
| Weight | 19kg |



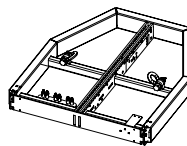
| | |
|-------------------------|--|
| Speaker | V7P / V10P |
| Manufacturer | d&b audiotechnik |
| Type | Point Source |
| Description | 3-Way Passive Enclosure |
| Components | 2x 10" / 1x 8" / 1x 1,4" |
| Usable Bandwidth | 59Hz-18kHz |
| Connectors In/Link | Speakon NLT4 F / M |
| Nominal Directivity H/V | 75°x40°-(110°x40°-V10P) |
| Included Accessories | Z5383 Mounting Bracket Z5024 Speaker Stand Adapter Z5010 TV Spigot with Fixing Plate |
| Weight | 33kg |



| | |
|-----------------------|--------------------------|
| Speaker | V8 / V12 |
| Manufacturer | d&b audiotechnik |
| Type | Line Source |
| Description | 3-Way Passive Enclosure |
| Components | 2x 10" / 1x 8" / 2x 1,4" |
| Usable Bandwidth | 67Hz-18kHz |
| Connectors In/Link | Speakon NLT4 F / M |
| Nominal Directivity H | 80° (120°-V12) |
| Weight | 34kg |



| | |
|--------------------|----------------------------|
| Speaker | V SUB |
| Manufacturer | d&b audiotechnik |
| Type | Flyable Cardioid Subwoofer |
| Description | 2-Way Passive SUB |
| Components | 1x 18" / 1x 12" |
| Usable Bandwidth | 37Hz-115Hz |
| Connectors In/Link | Speakon NLT4 F / M |
| Weight | 64kg |



| | |
|----------------------|-------------------------------|
| Speaker | V Flying Frame (Z5380) |
| Manufacturer | d&b audiotechnik |
| Type | Rigging Frame |
| Included Accessories | V Safety Chain (Z5382) |
| Weight | 25,4kg |



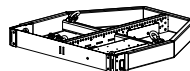
| | |
|-----------------------|---------------------------|
| Speaker | J8 / J12 |
| Manufacturer | d&b audiotechnik |
| Type | Line Source |
| Description | 3-Way Active Enclosure |
| Components | 2x 12" / 1x 10" / 2x 1,4" |
| Usable Bandwidth | 48Hz-17kHz |
| Connectors In/Link | Speakon NLT4 F/M |
| Nominal Directivity H | 80° (120°-J12) |
| Weight | 60kg |



| | |
|------------------|----------------------------|
| Speaker | J SUB |
| Manufacturer | d&b audiotechnik |
| Type | Flyable Cardioid Subwoofer |
| Description | 2-Way Active SUB |
| Components | 3x 18" |
| Usable Bandwidth | 32Hz-100Hz |
| Connectors In | Speakon NLT4 F |
| Weight | 106kg |



| | |
|--------------------|--------------------|
| Speaker | J Infra |
| Manufacturer | d&b audiotechnik |
| Type | Cardioid Subwoofer |
| Description | 2-Way Active SUB |
| Components | 3x 21" |
| Usable Bandwidth | 27Hz-60Hz |
| Connectors In/Link | Speakon NLT4 F |
| Weight | 152kg |



| | |
|----------------------|-------------------------------|
| Speaker | J Flying Frame (Z5300) |
| Rigging | J Flying Frame (Z5300) |
| Manufacturer | d&b audiotechnik |
| Type | Rigging Frame |
| Included Accessories | J Safety Chain (Z5303) |
| Weight | 65kg |



| | |
|-----------------------|------------------------------------|
| Speaker | GSL8 / GSL12 |
| Manufacturer | d&b audiotechnik |
| Type | Line Source |
| Description | 3-Way Active Enclosure |
| Components | 2x 14" / 2x 10" / 1x 10" / 3x 1,4" |
| Usable Bandwidth | 45Hz-18kHz |
| Connectors In | Speakon 1x NLT4 F |
| Nominal Directivity V | 80° (GSL12-120°) |
| Weight | 80kg |



| | |
|-----------------------|----------------------------------|
| Speaker | KSL8 / KSL12 |
| Manufacturer | d&b audiotechnik |
| Type | Line Source |
| Description | 2-Way Active Enclosure |
| Components | 2x 10" / 2x 8" / 1x 8" / 2x 1,4" |
| Usable Bandwidth | 54 Hz-18kHz |
| Connectors In/Out | NLT4 F / M |
| Nominal Directivity V | 80° (KSL12-120°) |
| Weight | 58kg |



| | |
|-----------------------|--|
| Speaker | XSL8 / XSL12 |
| Manufacturer | d&b audiotechnik |
| Type | Line Source |
| Description | 3-way line array |
| Components | LF: 2 x 8" + 2 x 6.5"; MF: 1 x 6.5"; HF: 2 x 1" exit compression driver with 2" coil |
| Usable Bandwidth | 60 Hz - 18 kHz |
| Connectors In/Link | 2 x NLT4 F/M |
| Nominal Directivity H | 80° (XSL12- 120°) |
| Weight | 39kg |



| | |
|--------------------|----------------------------|
| Speaker | KSL SUB |
| Manufacturer | d&b audiotechnik |
| Type | Flyable Cardioid Subwoofer |
| Components | 3 x 15" |
| Usable Bandwidth | 36 Hz - 105 Hz |
| Connectors In/Link | 1 x NLT4 F |
| Weight | 82kg |

coming soon



| | |
|--------------------|--------------------|
| Speaker | KSL-GSUB |
| Manufacturer | d&b audiotechnik |
| Type | Cardioid Subwoofer |
| Components | 3 x 15" |
| Usable Bandwidth | 36 Hz - 105 Hz |
| Connectors In/Link | 1 x NLT4 F |
| Weight | 78kg |

coming soon




| | |
|------------------|----------------------------|
| Speaker | SL-SUB |
| Manufacturer | d&b audiotechnik |
| Type | Flyable Cardioid Subwoofer |
| Description | 2-Way Active SUB |
| Components | 3x 21" |
| Usable Bandwidth | 33Hz-84Hz |
| Connectors In | NLT4 F |
| Weight | 138kg |



| | |
|------------------|---------------------------|
| Speaker | SL-GSUB |
| Manufacturer | d&b audiotechnik |
| Type | Ground Cardioid Subwoofer |
| Description | 2-Way Active SUB |
| Components | 3x 21" |
| Usable Bandwidth | 33Hz-84Hz |
| Connectors In | NLT4 F |
| Weight | 132kg |




| | |
|----------------------|---|
| Speaker | GSL Flying Frame |
| Rigging | GSL Flying Frame (Z5701) |
| Manufacturer | d&b audiotechnik |
| Type | Rigging Frame |
| Included Accessories | Flying Frame (Z5701); Load Beam (Z5702); Safety Chain (Z5705); SL Aiming Plate (Z5707); Hoist Connector Chain (Z5706); SL Cable Pick (Z5713); Array Sight Sender Unit (Z5711); Array Sight Meter Unit (Z5761) |
| Weight | 80kg (Frame only) |



| | |
|----------------------|--|
| Speaker | GSL Compression Set |
| Rigging | GSL Compression Frame (Z5703) |
| Manufacturer | d&b audiotechnik |
| Type | Compression Set |
| Included Accessories | GSL Compression Frame (Z5703); SL Compression Chain 2,5t (Z5709); Compression Grab Link (B2447.073); Level Hoist (B2447.072); Compression Frame Master Link (B2447.074); Chain Bag (B2447.075) |
| Weight | 18,6kg (Frame only) |



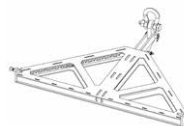
| | |
|----------------------|---|
| Speaker | KSL Flying Frame |
| Rigging | KSL Flying Frame (Z5701) |
| Manufacturer | d&b audiotechnik |
| Type | Rigging Frame |
| Included Accessories | Flying Frame (Z5722); KSL Load Beam (Z5723); Safety Chain (Z5705); SL Aiming Plate (Z5707); Hoist Connector Chain (Z5705); SL Cable Pick (Z5713); Array Sight Sender Unit (Z5711); Array Sight Meter Unit (Z5761) |
| Weight | 30,3kg (Frame only) |



| | |
|----------------------|--|
| Speaker | KSL Compression Set |
| Rigging | KSL Compression Frame (Z5725) |
| Manufacturer | d&b audiotechnik |
| Type | Compression Set |
| Included Accessories | KSL Compression Frame (Z5725); SL Compression Chain 2,5t (Z5709); Compression Grab Link (B2447.073); Level Hoist (B2447.072); Compression Frame Master Link (B2447.074); Chain Bag (B2447.075) |
| Weight | 16kg (Frame only) |



| | |
|----------------------|--|
| Speaker | XSL Flyingframe Set |
| Rigging | XSL Flyingframe (Z5770) |
| Manufacturer | d&b audiotechnik |
| Type | Rigging Frame |
| Included Accessories | Fyling Frame (Z5771); Load Beam (Z5772); Sa-fety Chain (Z5775); Hoist Connector Chain (Z5776); SL Aiming Plate (Z5707); SL Cable Pick (Z5713); Array Sight Sender Unit(Z5711); Array Sight Meter Unit(Z5761) |
| Weight | 21kg (Frame only) |



| | |
|----------------------|--|
| Speaker | XSL Compression Set |
| Rigging | XSL Compression Set (Z5773) |
| Manufacturer | d&b audiotechnik |
| Type | Compression Set |
| Included Accessories | SL Compression Set(Z5774); XSL Com-pression Chain 1,5t (Z5789); Crank Lever Hoist (B2467.072); Compres-sion Frame Master Link (B2467.074); Chain Bag (B2447.075) |
| Weight | 11kg (Frame only) |





| | |
|-------------------------|---------------------|
| Speaker | M6 |
| Manufacturer | d&b audiotechnik |
| Type | Monitor |
| Description | 2-Way Stage Monitor |
| Components | 1x 12" / 1x 1,3" |
| Usable Bandwidth | 65Hz-17kHz |
| Connectors In/Link | Speakon NLT4 F / M |
| Nominal Directivity H/V | 50°x80° |
| Weight | 16kg |



| | |
|-------------------------|---------------------|
| Speaker | M4 |
| Manufacturer | d&b audiotechnik |
| Type | Monitor |
| Description | 2-Way Stage Monitor |
| Components | 1x 15" / 1x 1,3" |
| Usable Bandwidth | 55Hz-17kHz |
| Connectors In/Link | Speakon NLT4 F / M |
| Nominal Directivity H/V | 50°x70° |
| Weight | 20kg |



| | |
|-------------------------|---------------------|
| Speaker | M2 |
| Manufacturer | d&b audiotechnik |
| Type | Monitor |
| Description | 2-way stage monitor |
| Components | 2 x 12" / 1 x 1,4" |
| Usable Bandwidth | 50 Hz-17 kHz |
| Connectors In/Link | Speakon NLT4 F / M |
| Nominal Directivity H/V | 45° x 60° |
| Weight | 38kg |



| | |
|-------------------|-----------------------|
| Speaker | DS10 |
| Manufacturer | d&b audiotechnik |
| Signal Processor | Interface Dante / AES |
| Inputs (Digital) | 4 channel (2x AES3) |
| Inputs | 4x Ethercon |
| Outputs (Digital) | 16 channel (8x AES 3) |
| Power Connection | Schuko |
| Weight | 3,75kg |



| | |
|------------------|--------------------------------|
| Amp | D12 |
| Manufacturer | d&b audiotechnik |
| Type | 2 Channel Amplified Controller |
| Inputs (Analog) | 2x XLR3 IN + Link |
| Inputs (Digital) | 1x XLR3 AES 3 |
| Outputs | 2x NL4 M |
| Power Connection | Schuko > PowerCON |
| Weight | 13kg |



| | |
|------------------|--------------------------------|
| Amp | D20 |
| Manufacturer | d&b audiotechnik |
| Type | 4 Channel Amplified Controller |
| Inputs (Analog) | 4x XLR3 IN + Link |
| Inputs (Digital) | 2x XLR3 AES 3 |
| Outputs | 6x NL4 M 1x NL8 M |
| Power Connection | Schuko > PowerCON |
| Weight | 10,8kg |



| | |
|------------------|--------------------------------|
| Amp | D80 |
| Manufacturer | d&b audiotechnik |
| Type | 4 Channel Amplified Controller |
| Inputs (Analog) | 4x XLR3 IN + Link |
| Inputs (Digital) | 2x XLR3 AES 3 |
| Outputs | 4x NL4 M 1x NL8 M |
| Power Connection | Schuko > PowerCON |
| Weight | 19kg |



| | |
|------------------|--------------------------------|
| Speaker | D40 amplifier |
| Manufacturer | d&b audiotechnik |
| Type | 4 Channel Amplified Controller |
| Inputs (Analog) | 4x XLR3 IN + Link |
| Inputs (Digital) | 2x XLR3 AES 3 |
| Outputs | 6 x NL4 1 x NL8 |
| Power Connection | powerCON® TRUE1 TOP |
| Weight | 13,8kg |



| | |
|-----------------------|----------------------|
| Amp | D80 3er Rack |
| Manufacturer | d&b audiotechnik |
| Type | Touring Rack 3 x D80 |
| Inputs (Analog) | 4x XLR3 IN + Link |
| Inputs (Digital) | 2x XLR3 AES 3 |
| Outputs | 3x NL8 2x LKS19 |
| Power Connection/Link | CEE 32 A Red |
| Weight | 130kg |



| | |
|------------------|--------------------------------------|
| Amp | D80 Rack incl. DS10 |
| Manufacturer | d&b audiotechnik |
| AMP | Touring Rack 3x D80 incl. 1x DS10 |
| Inputs (Analog) | 4x XLR3 IN + LINK |
| Inputs (Digital) | 2x XLR3 AES3 |
| Outputs | 3x NLT8 + 1x LKA25 |
| Power Connection | CEE32 A Red |
| Weight | 130kg |



| | |
|-----------------------|------------------------------------|
| Amp | D80 6er Rack |
| Manufacturer | d&b audiotechnik |
| Type | Touring Rack 6 x D80 incl. DS10 |
| Inputs (Analog) | 4 x XLR3 IN + Link |
| Inputs (Digital) | 2x XLR3 AES 3 |
| Outputs | 6 x NL8 2x LKA25 |
| Power Connection/Link | CEE 32 A Red |
| Weight | 210kg |



| Speaker | 5XT |
|----------------------|---------------------------------|
| Manufacturer | L-Acoustics |
| Type | Point Source |
| Description | 2-Way Passive Coaxial Enclosure |
| Components | 1x 5" / 1x 1" |
| Usable Bandwidth | 95Hz-20kHz |
| Connectors In/Link | SpeakON NL4 |
| Nominal Directivity | 110° Axisymmetric |
| Included Accessories | ETR5 U-Bracket |
| Weight | 3,5kg |



| Speaker | X8 |
|----------------------|---------------------------------|
| Manufacturer | L-Acoustics |
| Type | Point Source / Monitor |
| Description | 2-Way Passive Coaxial Enclosure |
| Components | 1x 8" / 1x 1,5" |
| Usable Bandwidth | 60Hz-20kHz |
| Connectors In/Link | SpeakON NL4 |
| Nominal Directivity | 100° Axisymmetric |
| Monitoring Angle | 35° |
| Included Accessories | X-US8 |
| Weight | 12kg |



| Speaker | X12 |
|-------------------------|---------------------------------|
| Manufacturer | L-Acoustics |
| Type | Point Source / Monitor |
| Description | 2-Way Passive Coaxial Enclosure |
| Components | 1x 12" / 1x 3" |
| Usable Bandwidth | 59Hz-20kHz |
| Connectors In/Link | SpeakON NL4 |
| Nominal Directivity V/H | 90°x60° |
| Monitoring Angle | 35° / 55° |
| Weight | 20kg |



| Speaker | X15 HIQ |
|-------------------------|--------------------------------|
| Manufacturer | L-Acoustics |
| Type | Point Source / Monitor |
| Description | 2-Way Active Coaxial Enclosure |
| Components | 1x 15" / 1x 3" |
| Usable Bandwidth | 55Hz-20kHz |
| Connectors In/Link | SpeakON NL4 |
| Nominal Directivity V/H | 60°x40° |
| Monitoring Angle | 35° / 55° |
| Weight | 21kg |



| | |
|-------------------------|-------------------------|
| Speaker | ARCS WIDE |
| Manufacturer | L-Acoustics |
| Type | WST Line Source |
| Description | 2-Way Passive Enclosure |
| Components | 1x 12" / 1x 3" |
| Usable Bandwidth | 55Hz-20kHz |
| Connectors In/Link | SpeakON NL4 |
| Nominal Directivity V/H | 30°x90° |
| Included Accessories | 2x Coupling Bar |
| Weight | 36kg |



| | |
|-------------------------|-------------------------|
| Speaker | ARCS FOCUS |
| Manufacturer | L-Acoustics |
| Type | WST Line Source |
| Description | 2-Way Passive Enclosure |
| Components | 1x 12" / 1x 3" |
| Usable Bandwidth | 55Hz-20kHz |
| Connectors In/Link | SpeakON NL4 |
| Nominal Directivity V/H | 15°x90° |
| Included Accessories | 2x Coupling Bar |
| Weight | 38kg |



| | |
|-------------------------|------------------------|
| Speaker | ARCS II |
| Manufacturer | L-Acoustics |
| Type | WST Line Source |
| Description | 2-way active enclosure |
| Components | 1 x 15" / 1 x 3" |
| Usable Bandwidth | 50 Hz-20 kHz |
| Connectors In/Link | SpeakON NL4 |
| Nominal Directivity V/H | 22,5° x 60° |
| Included Accessories | 2 x coupling bar |
| Weight | 50kg |

Accessories ARCS

| |
|-----------------------------------|
| L-Acoustics ARCBUMP |
| L-Acoustics BUMP 3 |
| L-Acoustics LIFTBAR for 2x BUMP 3 |
| L-Acoustics WIFOBUMP |
| L-Acoustics X-US1215 |
| L-Acoustics X-UL12 |
| L-Acoustics X-UL15 |



| | |
|-----------------------|-----------------------------|
| Speaker | KIVA II |
| Manufacturer | L-Acoustics |
| Type | Line Source |
| Description | 2-Way Passive WST Enclosure |
| Components | 2x 6,5" / 1x 1,75" |
| Usable Bandwidth | 70Hz-20kHz |
| Connectors In/Link | SpeakON NL4 |
| Nominal Directivity H | 100° |
| Weight | 14kg |



| | |
|-----------------------|--|
| Speaker | KARA II |
| Manufacturer | L-Acoustics |
| Type | Line Source |
| Description | 2-way active, dual 8" |
| Components | LF: 2 × 8" HF: 1 × 3" |
| Usable Bandwidth | 55 Hz- 20 KHz |
| Connectors In/Link | 2x 4-point speakON |
| Nominal Directivity H | 70° / 110° symmetric or 90° asymmetric |
| Weight | 26kg |



| | |
|-----------------------|----------------------------|
| Speaker | K2 |
| Manufacturer | L-Acoustics |
| Type | Line Source |
| Description | 3-Way Active WST Enclosure |
| Components | 2x 12" / 4x 6,5" / 2x 3" |
| Usable Bandwidth | 35Hz-20kHz |
| Connectors In/Link | CA-Com 8 Pin |
| Nominal Directivity H | 110° / 70° Symmetric |
| Weight | 56kg |

Accessories X Serie / K Serie

| |
|-----------------------|
| L-Acoustics KIET II |
| L-Acoustics KS28 BUMP |
| L-Acoustics LARAKBUMP |



| | |
|----------------------|-------------------|
| Speaker | SB15m |
| Manufacturer | L-Acoustics |
| Type | Flyable Subwoofer |
| Description | 1-Way SUB |
| Components | 1x 15" |
| Low Frequency Limit | 40Hz |
| Connectors In/Link | SpeakON NL4 |
| Included Accessories | Coupling Bars |
| Weight | 36kg |



| | |
|---------------------|-------------------|
| Speaker | SB18m |
| Manufacturer | L-Acoustics |
| Type | Flyable Subwoofer |
| Description | 1-Way SUB |
| Components | 1x 18" |
| Low frequency Limit | 32Hz |
| Connectors In/Link | SpeakON NL4 |
| Weight | 52kg |



| | |
|---------------------|-------------------|
| Speaker | KS28 |
| Manufacturer | L-Acoustics |
| Type | Flyable Subwoofer |
| Description | 1-Way SUB |
| Components | 2x 18" |
| Low Frequency Limit | 25Hz |
| Connectors In | SpeakON NL4 |
| Weight | 79kg |



| | |
|---------------------|-------------------|
| Speaker | K1-SB |
| Manufacturer | L-Acoustics |
| Type | Flyable Subwoofer |
| Description | 1-Way SUB |
| Components | 2x 15" / 1x 4" |
| Low Frequency Limit | 30Hz |
| Connectors In | SpeakON NL4 |
| Weight | 83kg |



Bump

**BUMPFLIGHT
- 2 K2**

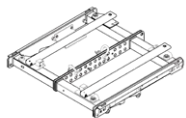
| | |
|---------------|--|
| Manufacturer | L-Acoustics |
| Type | Rigging Frame K2 |
| Case Included | 2x K2-Bump 2x K2-Bar 2x K1-Delta 4x K2-Link 2x K2 Lasermount 2x K1 BPCCHAIN |



Bump

MBUMP

| | |
|---------------|--|
| Manufacturer | L-Acoustics |
| Type | Kara / SB18 Rigging Frame |
| Case Included | 1x MBUMP 1x M-BAR 1x KARA Pullback |



Bump

KIBU-SB

| | |
|----------------------|---|
| Manufacturer | L-Acoustics |
| Type | KIVAll / SB15 Rigging Frame |
| Case Included | 1x KIBU-SB 2x Coupling Bar 2x Clamp 250 |
| Optional Accessories | KIVA Pullback |



Bump

MAUI P900B

| | |
|----------------------|-------------------------------|
| Manufacturer | LD Systems |
| Type | Self-Powered Speaker |
| Components | 32x 1" + 16x 2,8" + 2x 10" |
| Usable Bandwidth | 42-20.000Hz |
| Connectors In / Link | XLR |
| Nominal Directivity | 140°x15° |
| Weight | 46kg |
| Special | Bluetooth |



| | |
|------------------|--------------------------------|
| Amp | LA12X |
| Manufacturer | L-Acoustics |
| Type | 4 Channel Amplified Controller |
| Inputs (Analog) | 4x Analog XLR Input + Linkout |
| Inputs (Digital) | 2x AES / EBU (4 Channels) |
| Outputs | 1x CA-COM 2x SpeakON NL4 |
| Power Connection | PowerCON 32A |
| Weight | 14,5kg |



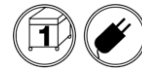
| | |
|------------------|--------------------------------|
| Amp | LA4X |
| Manufacturer | L-Acoustics |
| Type | 4 Channel Amplified Controller |
| Inputs (Analog) | 4x Analog XLR input + Linkout |
| Inputs (Digital) | 2x AES / EBU (4 Channels) |
| Outputs | 4x SpeakON NL4 |
| Power Connection | Schuko > PowerCON |
| Weight | 11,3kg |

| | |
|-----------------------|------------------------------------|
| Amp | LA-RAK II |
| Manufacturer | L-Acoustics |
| Type | Systemamprack, Flyable |
| Inputs Front | 2x CA-COM (19 Pin); 3 AES / EBU |
| Inputs Back | 6x XLR (Analog); 3x AES / EBU |
| Outputs | 3x CA-COM / 6x SpeakON NL4 |
| Power Connection/Link | CEE 32A Red |
| Weight | 111,5kg |





| | |
|------------------|---------------------|
| Receiver | ULXD4D |
| Manufacturer | Shure |
| Type | Receiver |
| Channel | 2 Channel |
| Frequency Range | H51-537-598MHz |
| Dante | Primary / Secondary |
| Power Connection | Schuko |



| | |
|------------------|---------------------|
| Receiver | ULXD4Q |
| Manufacturer | Shure |
| Type | Receiver |
| Channel | 4 Channel |
| Frequency Range | H51-537-598MHz |
| Dante | Primary / Secondary |
| Power Connection | Schuko |



| | |
|------------------|----------------|
| Transmitter | ULXD1 |
| Manufacturer | Shure |
| Type | Transmitter |
| Transmitter Type | Beltpack |
| Frequency Range | H51-537-598MHz |
| MIC Connection | TA4F |



| | |
|--------------------|---------------------------------|
| Transmitter | ULXD2 |
| Manufacturer | Shure |
| Type | Transmitter |
| Transmitter Type | Handheld |
| Frequency Range | H51-537-598MHz |
| Available Capsules | SM58, Beta58, Beta87 A, KSM9 |



| | |
|------------------|---------------------|
| Receiver | AD4D |
| Manufacturer | Shure |
| Type | Receiver |
| Channel | 2 Channel |
| Frequency Range | G56 470-636MHz |
| Dante | Primary / Secondary |
| Power Connection | Schuko |



| | |
|------------------|---------------------|
| Receiver | AD4Q |
| Manufacturer | Shure |
| Type | Receiver |
| Channel | 4 Channel |
| Frequency Range | G56 470-636MHz |
| Dante | Primary / Secondary |
| Power Connection | Schuko |



| | |
|------------------|----------------|
| Transmitter | AD1 |
| Manufacturer | Shure |
| Type | Transmitter |
| Transmitter Type | Beltpack |
| Frequency Range | G56 470-636MHz |
| MIC Connection | TA4F |



| | |
|--------------------|---------------------------------------|
| Transmitter | AD2 |
| Manufacturer | Shure |
| Type | Transmitter |
| Transmitter Type | Handheld |
| Frequency Range | G56 470-636MHz |
| Available Capsules | SM58, Beta58, Beta87 A, KSM9, KSM8 |



| | |
|------------------|----------------|
| Transmitter | ADX1 |
| Manufacturer | Shure |
| Type | Transmitter |
| Transmitter Type | Beltpack |
| Frequency Range | G56 470-636MHz |
| MIC Connection | TA4F |



| | |
|---------------------------|----------------------------|
| Distribution | UA845UWB-E |
| Manufacturer | Shure |
| Type | Splitter |
| Connection of 4 Receivers | ULXD4D; ULXD4Q; AD4D; AD4Q |
| Power Connection | Schuko |



| | |
|--------------------|------------------------------|
| Transmitter | ADX2 |
| Manufacturer | Shure |
| Type | Transmitter |
| Transmitter Type | Handheld |
| Frequency Range | G56 470-636MHz |
| Available Capsules | SM58, Beta58, Beta87 A, KSM9 |



| | |
|----------------------|----------------------------------|
| Frequency Management | AD610 Showlink |
| Manufacturer | Shure |
| Type | Frequency Management Acces Point |
| Usable | Axient Analog / Axient Digital |
| Power Connection | Schuko |

Frequency
Management

AD600E

| | |
|------------------|----------------------|
| Manufacturer | Shure |
| Type | Frequency Management |
| Usable | Axient Digital |
| Power Connection | Schuko |



Antenna

UA874 Active Antenna Set

| | |
|--------------|-----------------------|
| Manufacturer | Shure |
| Type | Antenna |
| Including | 2x UA874 + 2x 25m BNC |
| Connection | BNC |

Frequency
Management

AXT600

| | |
|------------------|-----------------------------------|
| Manufacturer | Shure |
| Type | Frequency Management |
| Usable | Axient Analog / Axient Digital |
| Power Connection | Schuko |

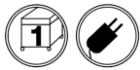


Antenna

HA8089 Helical

| | |
|--------------|-------------------------|
| Manufacturer | Shure |
| Type | Antenna |
| Including | 1x HA8089 + 1x 25 m BNC |
| Connection | BNC |





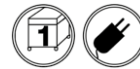
| | |
|------------------|--|
| Receiver | EM6000 / EM6000 Dante |
| Manufacturer | Sennheiser |
| Type | Receiver |
| Channel | 2 Channel |
| Frequency Range | 470MHz-714MHz |
| Dante | Primary / Secondary |
| Power Connection | Schuko |



| | |
|------------------|-----------------------|
| Transmitter | SK6000 |
| Manufacturer | Sennheiser |
| Type | Transmitter |
| Transmitter Type | Beltpack |
| Frequency Range | 470MHz-558MHz (A1-A4) |
| MIC Connection | LEMO |



| | |
|--------------------|-----------------------|
| Transmitter | SKM6000 |
| Manufacturer | Sennheiser |
| Type | Transmitter |
| Transmitter Type | Handheld |
| Frequency Range | 470MHz-558MHz (A1-A4) |
| Available Capsules | MMK 965, MD 9235 |



| | |
|--------------|---------------------------------------|
| Charger | L6000 inkl. 8 x BA60 |
| Manufacturer | Sennheiser |
| Type | Charging Station |
| Usable | for SKM 6000 |



Microphone **d:fine CORE 6066**

| | |
|----------------|-------------------------------|
| Manufacturer | DPA |
| Type | Headset Dual Ear |
| Colour | Beige |
| Characteristic | Omnidirectional |
| Including | DPA DAD 6003; DPA DAD 6010 |



Microphone **d:fine 66**

| | |
|----------------|-------------------------------|
| Manufacturer | DPA |
| Type | Headset Dual Ear |
| Colour | Beige, Black |
| Characteristic | Omnidirectional |
| Including | DPA DAD 6003; DPA DAD 6010 |



Microphone **d:fine 88**

| | |
|----------------|-------------------------------|
| Manufacturer | DPA |
| Type | Headset Dual Ear |
| Colour | Beige, Black |
| Characteristic | Cardioid |
| Including | DPA DAD 6003; DPA DAD 6010 |



4488 CORE
Directional Headset
Mic

| | |
|----------------|-------------|
| Microphone | |
| Manufacturer | DPA |
| Type | Dual Ear |
| Colour | Beige |
| Characteristic | Directional |



Microphone **d:screet 4080**

| | |
|----------------|-------------------------------|
| Manufacturer | DPA |
| Type | Clip |
| Colour | Black |
| Characteristic | Cardioid |
| Including | DPA DAD 6003; DPA DAD 6010 |



Microphone **d:screet 4060**

| | |
|----------------|-------------------------------|
| Manufacturer | DPA |
| Type | Clip |
| Colour | Beige |
| Characteristic | Omnidirectional |
| Including | DPA DAD 6003; DPA DAD 6010 |



Microphone **d:screet 4061**

| | |
|----------------|-------------------------------|
| Manufacturer | DPA |
| Type | Clip |
| Colour | Beige |
| Characteristic | Omnidirectional |
| Including | DPA DAD 6003; DPA DAD 6010 |



Microphone **Shure WL184**

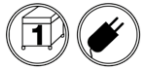
| | |
|----------------|----------|
| Manufacturer | Shure |
| Type | Clip |
| Colour | Black |
| Characteristic | Cardioid |
| Connector | TA4 |



| | |
|----------------|------------------------|
| Transmitter | Sennheiser ME36 |
| Manufacturer | Sennheiser |
| Type | Speaker Microphone |
| Colour | Black |
| Characteristic | Super Cardioid / Lobar |
| Including | MZH 3042; MAT 133 S |



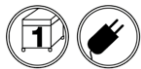
| | |
|------------------|------------------|
| Transmitter | P10T |
| Manufacturer | Shure |
| Type | Transmitter |
| Channel | 2 Channel |
| Frequency Range | 626-698MHz (L8E) |
| Power Connection | Schuko |



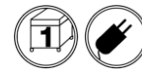
| | |
|----------------------|------------------|
| Receiver | P10R |
| Manufacturer | Shure |
| Type | Receiver |
| Transmitter Type | Beltpack |
| Frequency Range | 626-698MHz (L8E) |
| Included Accessories | SE215 Earphone |



| | |
|--------------------------------------|--------------------------|
| Combiner | PA821 |
| Manufacturer | Shure |
| Type | Combiner |
| Connection of 8 Channel Transmitters | P4T, P6T, P7T, P9T, P10T |
| Power Connection | Schuko |



| | |
|--------------------------------------|--------------------------|
| Combiner | PA421 |
| Manufacturer | Shure |
| Type | Combiner |
| Connection of 4 Channel Transmitters | P4T, P6T, P7T, P9T, P10T |
| Power Connection | Schuko |





Antenna **PA805 Set**

| | |
|--------------|--------------------------|
| Manufacturer | Shure |
| Type | Antenna |
| Including | 1x PA805 + 1x 25m BNC |
| Connection | BNC |



Antenna **HA8089 Helical**

| | |
|--------------|---------------------------|
| Manufacturer | Shure |
| Type | Antenna |
| Including | 1x HA8089 + 1x 25m BNC |
| Connection | BNC |

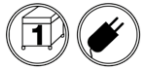


Combiner **Shure 4 Channel IEM Rack**

| | |
|------------------|---|
| Manufacturer | Shure |
| Type | Transmitter / Receiver |
| Power connection | Schuko |
| Including | 1x Shure PA421 Combiner 2x Shure P10T 4x Shure P10R+ |



| | |
|------------------|--------------------------|
| Transmitter | Sennheiser SR2050 |
| Manufacturer | Sennheiser |
| Type | Transmitter |
| Channel | 2 Channel |
| Frequency Range | 470-558MHz |
| Power Connection | Schuko |



| | |
|----------------------|---------------------------|
| Receiver | Sennheiser EK 2000 |
| Manufacturer | Sennheiser |
| Type | Receiver |
| Transmitter Type | Beltpack |
| Frequency Range | 470-558MHz |
| Included Accessories | IE4 Earphone |



| | |
|-------------------|-----------------------------|
| Combiner | Sennheiser AC3200-II |
| Manufacturer | Sennheiser |
| Type | Antenna Combiner |
| Connector Channel | 8 |
| Power Connection | Schuko |



| | |
|-------------------|-------------------------|
| Combiner | Sennheiser AC-41 |
| Manufacturer | Sennheiser |
| Type | Antenna Combiner |
| Connector Channel | 4 |
| Power Connection | Schuko |





Console

Yamaha Rivage PM7

| | |
|------------------------|-----------------------|
| Manufacturer | Yamaha |
| Type | Digital Audio Console |
| Input | 120 Mono |
| Mix Buses | 60 |
| Matrices | 24 |
| Analog Inputs | 8 |
| Analog Outputs | 8 |
| Digital In/Out AES/EBU | 4 / 4 |
| Expansions Slots HY | 3 |
| Expansions Slots MY | 2 |



Console

Yamaha CL5

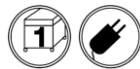
| | |
|----------------|-----------------------|
| Manufacturer | Yamaha |
| Type | Digital Audio Console |
| Input | 72 Mono + 8 Stereo |
| Mix Buses | 24 |
| Matrices | 8 |
| Analog Inputs | 8 |
| Analog Outputs | 8 |
| Dante I/O | Primary / Secondary |



Console

Yamaha CL3

| | |
|----------------|-----------------------|
| Manufacturer | Yamaha |
| Type | Digital Audio Console |
| Input | 64 Mono + 8 Stereo |
| Mix Buses | 24 |
| Matrices | 8 |
| Analog Inputs | 8 |
| Analog Outputs | 8 |
| Dante I/O | Primary / Secondary |



Console

Yamaha CL1

| | |
|----------------|-----------------------|
| Manufacturer | Yamaha |
| Type | Digital Audio Console |
| Input | 48 Mono + 8 Stereo |
| Mix Buses | 24 |
| Matrices | 8 |
| Analog Inputs | 8 |
| Analog Outputs | 8 |
| Dante I/O | Primary / Secondary |



Console

Yamaha QL5

| | |
|----------------|-----------------------|
| Manufacturer | Yamaha |
| Type | Digital Audio Console |
| Input | 64 Mono + 8 Stereo |
| Mix Buses | 16 |
| Matrices | 8 |
| Analog Inputs | 32 |
| Analog Outputs | 16 |
| Dante I/O | Primary / Secondary |



Console

Yamaha QL1

| | |
|----------------|-----------------------|
| Manufacturer | Yamaha |
| Type | Digital Audio Console |
| Input | 32 Mono + 8 Stereo |
| Mix Buses | 16 |
| Matrices | 8 |
| Analog Inputs | 16 |
| Analog Outputs | 8 |
| Dante I/O | Primary / Secondary |



Console

TF1

| | |
|----------------|-------------------------------|
| Manufacturer | Yamaha |
| Type | Digital Audio Console |
| Input | 32 Mono + 2 Stereo + 2 Return |
| Aux Buses | 20 (8 Mono + 6 Stereo) |
| Analog Inputs | 16 |
| Analog Outputs | 16 |



Studio Monitor

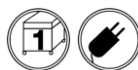
MSP5 Studio

| | |
|-------------------|-----------------------------|
| Manufacturer | Yamaha |
| Type | Biamp 2-Way Powered Speaker |
| Frquency Response | 50Hz-40kHz |
| Components | 5" Cone / 1" Titanium Dome |
| I/O Connectors | XLR3-31 Type, Phone |



Interfaces **Rio3224-D**

| | |
|-----------------|---------------------|
| Manufacturer | Yamaha |
| Type | Stagebox |
| Analog Inputs | 32 |
| Analog Outputs | 16 |
| AES/EBU Outputs | 8 (4 St) |
| Dante I/O | Primary / Secondary |



Interfaces **Rio1608-D**

| | |
|-----------------|---------------------|
| Manufacturer | Yamaha |
| Type | Stagebox |
| Analog Inputs | 16 |
| Analog Outputs | 8 |
| AES/EBU Outputs | 0 |
| Dante I/O | Primary / Secondary |



Interfaces **Rio3224-D2**

| | |
|-----------------|---------------------|
| Manufacturer | Yamaha |
| Type | Stagebox |
| Analog Inputs | 32 |
| Analog Outputs | 16 |
| AES/EBU Outputs | 8 (4 St) |
| Dante I/O | Primary / Secondary |



Interfaces **Rio1608-D2**

| | |
|-----------------|---------------------|
| Manufacturer | Yamaha |
| Type | Stagebox |
| Analog Inputs | 16 |
| Analog Outputs | 8 |
| AES/EBU Outputs | 0 |
| Dante I/O | Primary / Secondary |



| Interfaces | Ri8-D |
|-----------------|---------------------|
| Manufacturer | Yamaha |
| Type | Stagebox |
| Analog Inputs | 8 |
| Analog Outputs | 0 |
| AES/EBU Outputs | 0 |
| Dante I/O | Primary / Secondary |



| Interfaces | Ro8-D |
|-----------------|---------------------|
| Manufacturer | Yamaha |
| Type | Stagebox |
| Analog Inputs | 0 |
| Analog Outputs | 8 |
| AES/EBU Outputs | 0 |
| Dante I/O | Primary / Secondary |



| Interfaces | RMio64-D |
|----------------|------------------------------|
| Manufacturer | Yamaha |
| Type | Converter |
| MADI IN 1-64 | BNC Connector / SC Connector |
| MADI OUT 1-64 | BNC Connector / SC Connector |
| Dante I/O | Primary / Secondary |
| Analog Outputs | 16 |



| Interfaces | SWP1-16MMF |
|--------------|--------------------|
| Manufacturer | Yamaha |
| Type | Dante Switch |
| Lan Ports | 12 (Ethernet) |
| Lan Ports | 4 RJ45 Connector |
| SFP ports | 2 (OpticalCON Duo) |



Accessories

Klotz Fiber Link 150m PUR OM3 OpticalConDuo

Klotz Fiber Link 250m PUR OM3 OpticalConDuo

Connex Fast Ethernet CAT6 Drum, 75m



Cable

**EBC15 OM3 4CH
MultiMode**

Manufacturer

FiberFox

Length

150m



Image Similar

| | |
|--------------|--|
| Cable | NicLen Multiset LKA25 Set 1 |
| Manufacturer | NicLen |
| Type | Speaker Cable |
| Including | 1x 30m LKA25 1x 27,5m LKA25 2x Splitt 3x NLT8 > LKA25 2x Splitt LKA25 > 6x NLT4 |



Image Similar

| | |
|--------------|--|
| Cable | NicLen Multiset LKA25 Set 2 |
| Manufacturer | NicLen |
| Type | Speaker Cable |
| Including | 2x 25m LKA25 2x Splitt 3x NLT8 > LKA25 2x Splitt LKA25 > 6x NLT4 |



Image Similar

| | |
|--------------|---|
| Cable | NicLen Multi Set |
| Manufacturer | NicLen |
| Type | Speaker Cable |
| Including | 3x Adapter PA-Com > NLT 8 (Use for L-Acoustic Systems only) 3x NLT8 10m 3x NLT8 25m 3x Splitt NLT8 > 2x NL4 3x Splitt NLT8 > 4x NL4 3x Splitt NLT8 > 3x NL4 6x NLT4 Gender Changer (Use for d&b Sub J/SL Series only) |



Image Similar

| | |
|--------------|---|
| Cable | NicLen NLT4 Set |
| Manufacturer | NicLen |
| Type | Speaker Cable |
| Including | 20x 1m 10x 2,5m 20x 5m 18x 10m 8x 20m |



Image Similar

K2 PA-Com Cable Set

Cable

| | |
|--------------|----------------------------|
| Manufacturer | NicLen |
| Type | Speaker Cable |
| Including | 6x 25m 3x 10m 12x 1m |



Image Similar

NicLen Multi Set-L- Acoustics

Cable

| | |
|--------------|--|
| Manufacturer | NicLen |
| Type | Speaker Cable |
| Including | 3x DO10 3x DO25 3x DOFILL 3x DOSUB 3x DO 3-Way Fill 3x DO Connector |



Image Similar

NicLen NL4 Set

Cable

| | |
|--------------|---|
| Manufacturer | NicLen |
| Type | Speaker Cable |
| Including | 20x 1m 10x 2,5m 20x 5m 18x 10m 8x 20m 10x Spooky |



| | |
|---------------|---|
| Signal Splitt | passive 48 Channel Stage Splitt |
| Manufacturer | Sommer |
| Type | NF Splitt |
| Inputs | 48x XLR (m) |
| Outputs | LKS150 ISO LKS150 DIR LKS150 DIR 48x XLR (f) ISO |
| Accessories | 3x Splitt LKS150 > 48x XLR (m) 7,5m |
| Special | Inputpatch 8x LKS25 In > 64x XLR (M) |

Compatible with NicLen
Subsnake Case



Image Similar

| | |
|--------------|--|
| Cable | NicLen Subsnake Set |
| Manufacturer | NicLen |
| Type | NF Cable |
| Including | 2x Sommer Cable Floorbox TBWH P08/08 2x Sommer Cable FloorboxTBWM M08/00 4x cable LK25 10m 4x cable LK25 25m 4x LK25 splitt > 8x XLR m |

Compatible with Som-
mer Passive Splitter



Image Similar

| | |
|--------------|---|
| Cable | NicLen XLR3 Set small / large |
| Manufacturer | NicLen |
| Type | NF Cable |
| Including | Large 75x 1,5m 75x 2,5m 50x 5m 30x 10m 10x 25m |
| | Small 30 x 1,5 m 30 x 2,5 m 25 x 5 m 25 x 10 m 5 x 25 m |



| | |
|--------------|------------------------------------|
| Cable | opticalCon DUO Multimode |
| Manufacturer | Klotz |
| Type | Fiber Flex ULTRA Cable 2 Fibres |
| Length | 150m |



NicLen Chainhoist Cable System 16A 4Pin

NicLen Set 1: 8x 5m; 8x 10m; 8x 15m;
2x HAN16 20m;
2x Hoist Break-Out (Rigg)

NicLen Set 2: 25x 10m; 25x 15m

NicLen Set 3: 25x 25m

Image Similar



Powerlock Systems

Powerlock 400A 5m

Powerlock 400A 15m

Powerlock Adapter 2,5m 125A CEE

Powerlock Adapter 2,5m 150mm³ Ring
Eyelet

Image Similar



HMI Arri Cable System Event

5m

10m

20m

Image Similar



Multicore

NicLen Harting 16E 5m / 10 m **Set 6 Pieces x 5m / 6
Pieces x 10m**

NicLen Harting 16E 20m **Set 6 Pieces**

NicLen Harting 16E 30m **Set 4 Pieces**

NicLen Harting 16E 50m **Set 2 Pieces**

Image Similar



HMI Arri Cable System Veam

VEAM 575 / 1.200W, 7m

VEAM 2500 / 4.000W, 7m

VEAM 6000 / 12.000W, 15m

Image Similar



Break Outs

NicLen Schuko Breakout Harting
16 Female / Male > 6x Schuko Female
Set 8 Pieces

CEE 3 x 32A Blue Female > Plugbox HAN 6E

Socket 32A > 3x 32A Blue **Set 2 Pieces**

Plugbox HAN 16E Male > 6x CEE 16A Blue Female
& 1x HAN 16E Female Link



Image Similar

CEE Cable System

NicLen CEE 16A Blue Set:
20x 2,5m; 20x 5m; 15x 10m; 5x 15m

NicLen CEE 16A Red Set:
15x 2,5m; 15x 5m; 10x 10m; 5x 15m

CEE Set 32A Blue Cable 5x 5m, 5x 10m

CEE Set 32A Cable 10x 10m

CEE Set 32A Cable 6x 20m

CEE Set 63A Cable 3x 10m

CEE Set 63A Cable 2x 20m

CEE Set 125A Cable 2x 10m

CEE Set 125A Cable 1x 20m

Adapter CEE 16A Blue > Schuko **Set 20 Pieces**

Adapter CEE 16A Blue > PowerCON **Set 20 Pieces**

Adapter CEE 16A Blue > PowerCON TRUE1
Set 20 Pieces

Adapter CEE 16A > CEE 32A **Set 5 Pieces**

Adapter CEE 16A Red Male > HAN 16E Female, 1,5m

CEE 63A Adapter Male > CEE 125A Female

CEE 32A black 2,5m/5m **Set 10 Pieces 2,5m / 10
Pieces 5m**

CEE 32A black 50m **Set 3 Pieces 50m**

CEE 63A black 2,5m **Set 10 Pieces 2,5m**

CEE 63A black 5m **Set 6 Pieces 5m**

CEE 63A black 50m **Set 1 Piece**

CEE 125A black 5m **Set 4 Pieces**

DigiCat4DMX Set

1x Patch 5-2 / 2x Box 5P Female



Image Similar

PowerCON & TRUE1 Cable Set

PowerCON Set: 25x 2,5m; 25x 5m; 15x 10m; 10x
Spooky

TRUE1 Set: 25x 2,5m; 25x 5m; 15x 10m

TRUE1 Pugbox Set: NicLen Harting Breakout HAN
16 f / m > 6x TRUE1/PowerCON **Set 4 Pieces** &
8x Adapter TRUE1 > Schuko 3-Way



Image Similar

Hybrid Cable Set

PowerCON / DMX5P Patch Cable 2,5m **Set 40
Pieces**

TRUE1 / DMX5P Patch Cable 2,5m **Set 40 Pieces**

TRUE1 / DMX5P Patch Cable 10m **Set 25 Pieces**

Schuko Cable Sets



Schuko Set 1:
25x 2,5m; 25x 5m;
15x 10m; 5x 15m;
30x Schuko 3-Way Adapter



Schuko Set 2:
15x 10m; 15x 15m; 15x
20m; 20x Schuko 3-Way
Adapter



Schuko Set 3:
50x Schuko 3-Way
Adapter



Image Similar

Cable

Including

CAT6 Cable Set

RJ45

20x 1m
10x 5m
10x 10m
5x 20m

EtherCON:

10x 5m
10x 10m
5x 20m
5x 30m
20x Coupler



BNC/SDI Cable Set I

10x 1,5m, 10x 3m, 10x 5m, 10x 7,5m, 10x 10m,
5x 20m, 10x Coupler



BNC/SDI Cable Set II

20x 1,5m, 20x 3m, 20x 5m, 20x 7,5m, 20x 10m,
10x 20m, 20x Coupler



HDMI Cable Set I

10x 1,5m, 10x 3m, 10x 5m, 10x 7,5m, 10x 10m



DVI Cable Set I

10x 1,5m, 10x 3m, 10x 5m, 10x 7,5m, 10x 10m,
3x 15m



HDMI Cable Set II

20x 1,5m, 20x 3m, 20x 5m, 20x 7,5m, 20x 10m



DisplayPort Cable Set I

10x 1,5m, 10x 3m, 10x 5m, 10x 7,5m, 5x 10m



Image Similar

DMX Cable Set

NicLen DMX 5P Set: 75x 1,5m; 75x 2,5m; 50x 5m;
30x 10m; 10x 25m

NicLen DMX 5P Set Small: 35x 1,5m; 35x 2,5m; 25x
5m; 15x 10m; 5x 25m

NicLen XLR 3P Set: 75x 1,5m; 75x 2,5m; 50x 5m;
30x 10m; 10x 25m

NicLen XLR 3P Set Small: 30x 1,5m; 30x 2,5m; 25x
5m; 25x 10m; 5x 25m

NicLen DMX Adapter Ring **Set: 40 Pieces**

NicLen DMX Adapter Ring **Set: 20 Pieces**



Powerstation

C12B

Manufacturer

Stage Smarts

Type

63A > 12CH x 16A
RCBO > 2x HAN16

Powerstation

C24B

Manufacturer

Stage Smarts

Type

63A > 24CH x 16A RCBO >
4x HAN16

Power Distribution

AC400 Powerstation Powerlock 400A > Loop > 48 CH x 16A > 20x HAN16 Hot-
patch

AC400-1 Powerstation Powerlock 400A > Loop 4x 125A, 4x 63A, 4x 32A, 9x
Schuko

AC400-2 Powerstation Powerlock 400A > 4x 63A, 8x 32A

AC 32 Powerstation 32A > 12x Schuko 2x HAN16

AC 32 Powerstation 32A > 3x 16A

AC 32 Powerstation 32A > 2x HAN16 + 3x Schuko

AC 63 Powerstation 63A > 6x 16A, 1x Schuko

AC 63 Powerstation 63A > 2x 32A

AC63 Powerstation 32A > 4x HAN16 + 3x Schuko

AC 63 Powerstation 63A > 18 CH 16A > 8x HAN16 Hotpatch

AC 125 Powerstation 125A > 4x 32A

AC 125 Powerstation 125A > 2x 63A

AC 125 Powerstation 125A > 8x HAN16 + 3 x Schuko

Art 2000 Avolite ART2000 Powerrack incl. 4x Art 2000 Dimmer 12x 16A,
Hot-Patch / CPU

Art 2000 Switch 12x 16A

Hot Patch Bay 24CH - 4 x HAN16 in > 8 x HAN16 Out



Powerstation

C72tv

Manufacturer

Stage Smarts

Type

400A > Loop >
72CH x 16A
RCBO > 12x HAN16



Image Similar

Expotruss X4-K30 / FD 34 – silver / black

- Expotruss X4-K30 / FD 34-21cm
- Expotruss X4-K30 / FD 34-25cm
- Expotruss X4-K30 / FD 34-29cm
- Expotruss X4-K30 / FD 34-30cm
- Expotruss X4-K30 / FD 34-33cm
- Expotruss X4-K30 / FD 34-40cm
- Expotruss X4-K30 / FD 34-50cm
- Expotruss X4-K30 / FD 34-100cm
- Expotruss X4-K30 / FD 34-200cm
- Expotruss X4-K30 / FD 34-300cm
- Expotruss X4-K30 J-190 / 45° Corner
- Expotruss X4-K30 J-210 / 90° Corner
- Expotruss X4-K30 J-300 / 90° Corner + Down
- Expotruss X4-K30 J-350 / T-Joint
- Expotruss X4-K30 J-400 / T-Joint + Down
- Expotruss X4-K30 J-410 / X-Joint
- Expotruss X4-K30 J-550 / X-Joint + Down
- Expotruss X4-K30 / 8-Way / X-Joint
- Expotruss X4-K30 Book Swivel 0°-180°
- Expotruss X4-K30 Baseplate Male 30x30cm
- Expotruss X4-K30 Spacer Silver **Set 24 Pieces**
- Expotruss X4-K30 Spigot Swivel **set 24 Pieces**
- Expotruss X4-K30 Pins / Clips **Set 200 Pieces**
- Expotruss X4-K30 Pins / Clips **Set 700 Pieces**




Image Similar




Image Similar

Circles FD 34 / X4-K30 – silver / black

- Expotruss X4-K30 Circle 3m $\frac{1}{4}$
- Expotruss X4-K30 Circle 4m $\frac{1}{4}$
- Expotruss X4-K30 Circle 5m $\frac{1}{4}$
- Expotruss X4-K30 Circle 6m $\frac{1}{8}$
- Expotruss X4-K30 Circle 7m $\frac{1}{8}$
- Expotruss X4-K30 Circle 8m $\frac{1}{8}$
- Expotruss X4-K30 Circle 10m $\frac{1}{12}$
- Expotruss X4-K30 Circle 12m $\frac{1}{12}$
- Expotruss X4-K30 Circle 14m $\frac{1}{12}$
- Expotruss X4-K30 Circle 16m $\frac{1}{20}$
- Expotruss X4-K30 Circle 24m $\frac{1}{52}$

Circles FD 44 / X4-K40 – silver / black

- Expotruss X4-K40 / HD Circle 10m $\frac{1}{12}$ Black
- Expotruss X4-K40 / HD Circle 12m $\frac{1}{16}$ Black
- Expotruss X4-K40 / HD Circle 16m $\frac{1}{20}$ Black

Prolyte X30D-silver / black



Prolyte X30D-L021

Prolyte X30D-L025

Prolyte X30D-L029

Prolyte X30D-L050

Prolyte X30D-L100

Prolyte X30D-L200

Prolyte X30D-L300

Prolyte X30D-C003 90° Corner

Prolyte X30D-C012 3-Way Corner R.AD

Prolyte X30D-C013 3-Way Corner L.AD

Prolyte X30D-C017 3-Way T-Joint Horizontal


Prolyte X30D-C020 4-Way T-Joint + Down

Prolyte X30D-C021 5-Way Cross Vertical

Prolyte X30D Baseplate

Prolyte Pins / Clips **Set 200 Pieces**

Prolyte Spigot **Set 80 Pieces**



Prolyte H30V-silver / black

Prolyte H30V-L021

Prolyte H30V-L025

Prolyte H30V-L029

Prolyte H30V-L050

Prolyte H30V-L100

Prolyte H30V-L200

Prolyte H30V-L300

Prolyte H30V-C003 90° Corner

Prolyte H30V-C012 90° + Down

Prolyte H30V-C017 3-Way T-Joint

Prolyte H30V-C020 4-Way T-Joint + Down


Prolyte H30V Baseplate

Prolyte Pins / Clips **Set 200 Pieces**

Prolyte Spigot **Set 80 Pieces**




Orange Spigot



Expotruss X4G-35-silver / black

- Expotruss SL 1G1 390mm
- Expotruss SL 1G1,5 470mm
- Expotruss SL 1G2 666mm
- Expotruss SL 1G4 1.243mm
- Expotruss SL 1G6 1.820mm
- Expotruss SL 1G8 2.400mm
- Expotruss SL 1G9 2.670mm
- Expotruss / Slick GS Type A 1G4W / A / M + F CB 6-Way
- Expotruss / Slick GS Type B 1G4W / B / M + F CB 6-Way
- Expotruss / Slick GS Type A 1G4W / A / F CB 5-Way
- Expotruss / Slick GS Type B 1G4W / B / F CB 5-Way
- Expotruss / Slick GS Type A 1G90 / A / F CB 90°+ F
- Expotruss / Slick GS Type B 1G90 / B / F CB 90° + F
- Expotruss / Slick GS 1G90 90° Corner
- Expotruss / Slick GS Type A 1G3W / A / F CB T-Corner + F
- Expotruss / Slick GS Type B 1G3W / B / F CB T-Corner + F
- Expotruss / Slick GS 1GSSH / V / H Swivel Horizontal
- Expotruss / Slick GS 1GBP / M Baseplate Male
- Expotruss / Slick GS Baseplate Female 70x70 Steel
- Expotruss / Slick GS 1GHL / F / A Headplate Female
- Expotruss / Slick Pin / Clips Case **Set 100 Pieces**
- Expotruss / Slick Pin / Clips Case **Set 200 Pieces**



Expotruss X4G-62-silver / black

- Expotruss SL X4G-62 M12 / BB 1.200mm
- Expotruss SL X4G-62 M16 / BB 1.626mm
- Expotruss SL X4G-62 M24 / BB 2.400mm
- Expotruss / Slick MB M5 CB 4-Way Black
- Expotruss / Slick Pin/Clips Case **Set 100 Pieces**
- Expotruss / Slick Pin/Clips Case **Set 200 Pieces**

Circles Expotruss X4G-62-silver / black

- Expotruss / Slick X4G-62 Spacer, 165mm, $\frac{1}{50}$ Circle 24m Black
- Expotruss / Slick X4G-62 Spacer, 139mm, $\frac{1}{4}$ Circle 32m Black
- Expotruss / Slick X4G-62 Spacer, 121mm, $\frac{1}{52}$ Circle 40m Black

Expotruss / Slick Tower System

- Expotruss / Slick 2GB / Z Basement 2t
- Expotruss / Slick 2GB / Z Basement Outrigger
- Expotruss / Slick 1GTB / GS / FL Sleeve Block
- Expotruss / Slick 2GH Top 2t
- Expotruss / Slick 2GH / S Top 2t Short



Expotruss X4-K40H-silver / black

- Expotruss X4-K40H L-250
- Expotruss X4-K40H L-500
- Expotruss X4-K40H L-1000
- Expotruss X4-K40H L-2000
- Expotruss X4-K40H L-3000
- Expotruss X4-K40H Boxcorner
- Expotruss X4-K40 / 30 Pins / Clips ****Set 200 Pieces****
- Expotruss X4-K40H BC m-connector ****Set 56 Pieces****



Expotruss X4-K100-black

- Expotruss X4-K100 L-1000
- Expotruss X4-K100 L-2000
- Expotruss X4-K100 L-3000
- Expotruss X4-K100 4-Way Corner
- Expotruss X4-K100
- **Set 64x Pins / Clips; 4x Spigot****
- Expotruss X4-K100 ****Set 20x Spigot****

HOFFORK

HOFFORK 350 MLT², 2.400mm, Black incl. Dolly, 4x TrussPin & R-Clip



Prolyte S52F - black

Prolyte S52F - L240



Image Similar



Machine **Chain Hoist D8 2t**

| | |
|--------------|----------------------|
| Manufacturer | Chainmaster |
| Type | Electric Chain Hoist |
| Capacity | 2.000kg |
| Strang/m | 2 / 24m |
| m/min | 4 |
| Connection | CEE 16 / 4 |
| Weight | 86,8kg |
| Special | 2 Falls |



Image Similar



Machine **Chain Hoist D8-Plus 1000kg**

| | |
|--------------|----------------------|
| Manufacturer | Chainmaster |
| Type | Electric Chain Hoist |
| Capacity | 1.000kg |
| Strang/m | 2 / 24m |
| m/min | 4 |
| Connection | CEE 16 / 4 |
| Weight | 90kg |
| Special | 2 DC Brakes, 2 Falls |



Machine **Chain Hoist D8 1000kg -50 m**

| | |
|--------------|----------------------|
| Manufacturer | Chainmaster |
| Type | Electric Chain Hoist |
| Capacity | 1.000kg |
| Strang/m | 1 / 50m |
| m/min | 4 |
| Connection | CEE 16 / 4 |
| Weight | 83kg |
| Special | Extra Long Chain |



Machine **Chain Hoist D8 1000kg**

| | |
|--------------|--------------------------|
| Manufacturer | Chainmaster |
| Type | Electric Chain Hoist |
| Capacity | 1.000kg |
| Strang/m | 1 / 24m |
| m/min | 4 |
| Connection | CEE 16 / 4 |
| Weight | 54kg |
| Special | Patented Friction Clutch |



Image Similar



Chain Hoist D8-Plus 750kg

| | |
|--------------|----------------------|
| Machine | |
| Manufacturer | Chainmaster |
| Type | Electric Chain Hoist |
| Capacity | 750kg |
| Strang/m | 1 / 24m |
| m/min | 4 |
| Connection | 16A 4 pol |
| Weight | 65kg |



Image Similar



Chain Hoist D8-Plus 500kg

| | |
|--------------|----------------------|
| Machine | |
| Manufacturer | Chainmaster |
| Type | Electric Chain Hoist |
| Capacity | 500kg |
| Strang/m | 1 / 24m |
| m/min | 4 |
| Connection | CEE 16 / 4 |
| Weight | 57kg |
| Special | 2 DC Brakes, 2 Falls |



Image Similar



Chain Hoist D8-Plus 160kg

| | |
|--------------|----------------------|
| Machine | |
| Manufacturer | Chainmaster |
| Type | Electric Chain Hoist |
| Capacity | 160kg |
| Strang/m | 1 / 18m |
| m/min | 4 |
| Connection | CEE 16 / 4 |
| Weight | 22kg |
| Special | Small and Light |



Image Similar



Chain Hoist D8-Plus 250kg / 320kg

| | |
|--------------|----------------------|
| Machine | |
| Manufacturer | Chainmaster |
| Type | Electric Chain Hoist |
| Capacity | 250kg / 320kg |
| Strang/m | 1 / 18m |
| m/min | 4 |
| Connection | CEE 16 / 4 |
| Weight | 32kg / 36kg |
| Special | 2 DC Brakes, 2 Falls |



| | |
|--------------|---------------------------|
| Machine | D8Plus Ultra 250kg |
| Manufacturer | ChainMaster |
| Type | Electric Chain Hoist |
| Capacity | 250kg |
| Strang/m | 1 / 18 |
| m/min | 4 |
| Connection | CEE 16 / 4 |
| Weight | 19,2kg |



| | |
|--------------|---------------------------|
| Machine | D8Plus Ultra 500kg |
| Manufacturer | ChainMaster |
| Type | Electric Chain Hoist |
| Capacity | 500kg |
| Strang/m | 1 / 18 |
| m/min | 4 |
| Connection | CEE 16 / 4 |
| Weight | 33,25g |



| | |
|--------------|-----------------------------|
| Machine | D8Plus Ultra 1.000kg |
| Manufacturer | ChainMaster |
| Type | Electric Chain Hoist |
| Capacity | 1.000kg |
| Strang/m | 1 / 24 |
| m/min | 4 |
| Connection | CEE 16 / 4 |
| Weight | 75kg |



| | |
|--------------|-----------------------------|
| Machine | D8Plus Ultra 2.000kg |
| Manufacturer | ChainMaster |
| Type | Electric Chain Hoist |
| Capacity | 2.000kg |
| Strang/m | 1 / 23 |
| m/min | 4 |
| Connection | CEE 16 / 4 |
| Weight | 160,6kg |



| | |
|-------------------|---|
| Distribution | 32-Way Controller |
| Manufacturer | LLT |
| Outlet | 8x HAN |
| Features | Motor-Circuit Switch per Channel, Rotary Field Check, Contactor, Kill Switch, Connectable |
| Power Connection | CEE 125A |
| Power Consumption | 48kW |
| Weight | 198,5kg |



| | |
|--------------|-------------------------|
| Distribution | 8-Way Controller |
| Manufacturer | LLT |
| Outlet | 2x HAN16 |



| | |
|--------------|-------------------------|
| Distribution | 8-Way Controller |
| Manufacturer | Chainmaster |
| Outlet | 8x CEE + 2x HAN16 |



| | |
|-------------------|--|
| Distribution | SWL DC24 HP 24-way Controller |
| Manufacturer | SWL |
| Outlet | 6x HAN 16 |
| Including | HR24 hand remote |
| Power Connection | CEE125A 3 phase > 2x63A 3 phase / RCD |
| Power Consumption | 60kW |
| Weight | 165kg |
| Special | 2x SWL DC12HP |



The Marketplace for Used Event Equipment




www.ruideluxe.de




support@ruideluxe.com



+49 231 99961 0




LIGHTING



AUDIO



VIDEO



RIGGING



SWL DC12 HP 12-way Controller

| | |
|-------------------|--------------------------------------|
| Distribution | |
| Manufacturer | SWL |
| Outlet | 3x 16 pol Harting |
| Including | HR 12 |
| Power Connection | CEE 63A + Adapter CEE 32 > CEE 63 |
| Power Consumption | 30kW |
| Weight | 95kg |
| Special | Linkbar |



SWL DC4 HP 4-way Controller

| | |
|-------------------|-------------------|
| Distribution | |
| Manufacturer | SWL |
| Outlet | 1x 16 pol Harting |
| Including | HR 4 |
| Power Connection | 16A CEE |
| Power Consumption | 9kW |
| Weight | 52kg |
| Special | Linkbar |



SWL TI 48 inkl. TR96 Touchremote

| | |
|-------------------|-------------------------------------|
| Distribution | |
| Manufacturer | SWL |
| Outlet | 4x 40 pol Harting |
| Including | TR 96 |
| Power Connection | Schuko |
| Power Consumption | 60W |
| Weight | 62kg |
| Special | Able to Handle up to 48 Channels |



Distribution SWL DC8HP

| | |
|-------------------|--------------------|
| Manufacturer | SWL |
| Outlet | 2x 16 pol. Harting |
| Including | HR 8 |
| Power Connection | 32A CEE |
| Power Consumption | 18kW |
| Weight | 66kg |



Chainmaster 1 Channel Control
Chainmaster 32 Way-Remote Control



Image Similar

Rigging Accessories Baseplate with Mini-TV Connection

Steel 12mm 75cm **Set 30 Pieces**

Steel 12mm 75cm **Set 60 Pieces**

Steel 12mm 100cm **Set 30 Pieces**

Steel 12mm 100cm **Set 60 Pieces**

Steel 12mm 150cm **Set 30 Pieces**

Steel 12mm 150cm **Set 60 Pieces**

Steel 12mm 200cm **Set 30 Pieces**

Steel 12mm 200cm **Set 60 Pieces**

Steel 12mm 300cm **Set 30 Pieces**

Steel 12mm 300cm **Set 60 Pieces**

Steel 12mm 450cm **Set 30 Pieces**

Steel 12mm 600cm **Set 30 Pieces**

Steel 12mm 900cm **Set 30 Pieces**

Chainclutch 8mm 300cm **Set 25 Pieces**

Beamclamp 3 T 80-320mm **Set 4 Pieces**

Shackle 3,25t **Set 200 Pieces**

Oring Kit (100x18mm, 135x75mm 3,15t)
Set 100 Pieces

Steefflex/Roundsling AL 1m **Set 30 Pieces**

Steefflex/Roundsling AL 1m **Set 60 Pieces**

Steefflex/Roundsling AL 1,5m **Set 30 Pieces**

Steefflex/Roundsling AL 1,5m **Set 60 Pieces**

Steefflex/Roundsling AL 2m **Set 30 Pieces**

Steefflex/Roundsling AL 2m **Set 60 Pieces**

Round Sling AL 100cm 2t

Round Sling AL 150cm 2t

Round Sling AL 200cm 2t

Round Sling AL 300cm 2t

Burlaps **Set 40 Pieces**



Image Similar

Chainhoist Cabel Systems CEE 16A 4Pin

Hoistcable Set 1: 8x 5m; 8x 10m; 8x 15m;
2x HAN16 20m;
2x Hoist Breakout (Rigg)

Hoistcabel Set 2: 25x 10m; 25x 15m

Hoistcabel Set 3: 25x 25m


CEE 4x / f (rigg) > Hoist Breakout HAN16 E / m >
Set 4 Pieces

Manual Hoist

Manual Hoists 1.000kg / 10m Chain







LED Technology **AX1.5 Pro**

| | |
|--------------|-----------------------|
| Manufacturer | Absen |
| Pixel Pitch | 1,5mm |
| Brightness | 1000cd/m ² |
| Panel Size | 610x343x80mm |
| Panel Weight | 9,2kg |
| Application | Indoor |

LED Technology **PL2.5 Pro V2**

| | |
|--------------|------------------------|
| Manufacturer | Absen |
| Pixel Pitch | 2,5mm |
| Brightness | 1.200cd/m ² |
| Panel Size | 500x500x78mm |
| Panel Weight | 7,5kg |
| Application | Indoor |

LED Technology **PL2.9 V10**

| | |
|--------------|------------------------|
| Manufacturer | Absen |
| Pixel Pitch | 2,9mm |
| Brightness | 1.000cd/m ² |
| Panel Size | 500x500x88mm |
| Panel Weight | 8kg |
| Application | Indoor |

LED Technology **PL4.8 Pro (XL)**

| | |
|--------------|--------------------------------|
| Manufacturer | Absen |
| Pixel Pitch | 4,8mm |
| Brightness | 4.500cd/m ² |
| Panel Size | 500x500x87mm 500x1.000x87mm |
| Panel Weight | 10,4kg 14kg |
| Application | Indoor/Outdoor |



LED Technology

**Absen PL2.5 Pro V2
Corner Unit**

| | |
|--------------|-------|
| Manufacturer | Absen |
|--------------|-------|



**Matching stands and rigging accessories
available for all LED walls!**

**Suitable NovaStar MX40 Pro LED
controller available!**

Inputs: 3x HDMI 2.0, 1x DisplayPort 1.2, 1x 12G-SDI
Outputs: 20x Gigabit Ethernet, 4x 10G Optical Ports

3DLP® Projector **PT-DZ13K**

| | |
|--------------|---------------|
| Manufacturer | Panasonic |
| Resolution | 1.920x1.200px |
| Brightness | 12.000 Lumens |

3DLP® Projector **PT-DS20K2**

| | |
|--------------|---------------|
| Manufacturer | Panasonic |
| Resolution | 1.400x1.050px |
| Brightness | 20.000 Lumens |

3DLP® Projector **PT-RZ21K**

| | |
|--------------|---------------|
| Manufacturer | Panasonic |
| Resolution | 1.920x1.200px |
| Brightness | 20.000 Lumens |

3DLP® Projector **Boxer 4K30**

| | |
|--------------|---------------|
| Manufacturer | CHRISTIE® |
| Resolution | 4.096x2.160px |
| Brightness | 30.000 Lumens |

3DLP® Projector **PT-RZ31K**

| | |
|--------------|---------------|
| Manufacturer | Panasonic |
| Resolution | 1.920x1.200px |
| Brightness | 30.000 Lumens |

3DLP® Projector **PT-RQ35**

| | |
|--------------|---------------|
| Manufacturer | Panasonic |
| Resolution | 3.840x2.400px |
| Brightness | 32.000 Lumens |





3DLP® Projector

Griffyn 4K32-RGB

| | |
|--------------|---------------|
| Manufacturer | CHRISTIE® |
| Resolution | 4.096x2.160px |
| Brightness | 34.000 Lumens |



- All projectors come in rental frames. Different
- lenses are available in large quantities.



1DLP® Projector

PT-DZ770

| | |
|--------------|---------------|
| Manufacturer | Panasonic |
| Resolution | 1.920x1.200px |
| Brightness | 7.000 Lumens |



1DLP® Projector

PT-RZ990

| | |
|--------------|---------------|
| Manufacturer | Panasonic |
| Resolution | 1.920x1.200px |
| Brightness | 10.000 Lumens |



1DLP® Projector

PT-RZ120

| | |
|--------------|---------------|
| Manufacturer | Panasonic |
| Resolution | 1.920x1.200px |
| Brightness | 12.500 Lumens |



1DLP® Projector

D13WU-HS

| | |
|--------------|---------------|
| Manufacturer | CHRISTIE® |
| Resolution | 1.920x1.200px |
| Brightness | 13.500 Lumens |





LCD Projector **EB-PU2220**

| | |
|--------------|---------------|
| Manufacturer | Epson |
| Resolution | 1.920x1.200px |
| Brightness | 20.000 Lumens |



LCD Projector **PT-VZ580**

| | |
|--------------|---------------|
| Manufacturer | Panasonic |
| Resolution | 1.920x1.200px |
| Brightness | 5.000 Lumens |



Accessories for rigging available.

Lenses for Panasonic 1DLP® Projectors



Lens

Projection Ratio

| | |
|-----------|--------------|
| ET-DLE020 | 0,28-0,299:1 |
| ET-DLE035 | 0,38:1 |
| ET-DLE055 | 0,8:1 |
| ET-DLE060 | 0,6-0,8:1 |
| ET-DLE085 | 0,8-1,0:1 |
| ET-DLE105 | 1,0-1,3:1 |
| ET-DLE150 | 1,3-1,9:1 |
| ET-DLE170 | 1,7-2,4:1 |
| ET-DLE250 | 2,3-3,6:1 |
| ET-DLE350 | 3,6-5,4:1 |
| ET-DLE450 | 5,4-8,6:1 |

146



Also compatible
with NEC PX1004!

Lenses for the CHRISTIE® H and HS Series



Lens

Projection Ratio

| | |
|------------------|-------------|
| UST 0.38:1 | 0,38:1 |
| HD Zoom Lens | 0,84-1,02:1 |
| ILS-HD Zoom Lens | 1,02-1,36:1 |
| ILS-HD Zoom Lens | 1,2-1,5:1 |
| ILS-HD Zoom Lens | 1,5-2:1 |
| ILS-HD Zoom Lens | 2-4:1 |
| ILS-HD Zoom Lens | 4-7:1 |

Lenses for CHRISTIE® Boxer, Griffyn 4K32-RGB,
D4K40-RGB and 4K 3DLP® Projectors

Lens

Projection Ratio

| | |
|----------------------|-------------|
| UST 4K | 0,38:1 |
| High Brightness Lens | 0,72:1 |
| High Brightness Lens | 0,9:1 |
| High Brightness Lens | 1,13-1,31:1 |
| High Brightness Lens | 1,13-1,63:1 |
| High Brightness Lens | 1,31-1,63:1 |
| High Brightness Lens | 1,63-2,17:1 |
| High Brightness Lens | 1,99-2,71:1 |
| High Brightness Lens | 2,71-3,89:1 |
| High Brightness Lens | 3,89-5,43:1 |
| High Brightness Lens | 4,96-7,69:1 |

Lenses for Panasonic 3DLP® Projectors



Lens

Projection Ratio

| | |
|-------------|---|
| ET-D75LE95 | 0,39:1 (4K) 0,36:1 (WUXGA) |
| ET-D75LE50 | 0,7:1 |
| ET-D3LEW200 | 0,693-0,913:1 (4K+) 0,645-0,85:1 (WUXGA) |
| ET-D75LE6 | 0,9-1,1:1 |
| ET-D75LE10 | 1,3-1,7:1 |
| ET-D75LE20 | 1,7-2,4:1 |
| ET-D75LE30 | 2,4-4,7:1 |
| ET-D75LE40 | 4,6-7,4:1 |
| ET-D75LE8 | 7,3-13,8:1 |

Lenses for Epson LCD Projectors



| Lens | Projection Ratio |
|-----------|------------------|
| ELPLX02WS | 0,35:1 |
| ELPLU04 | 0,64-0,87:1 |
| ELPLW05 | 1,04-1,46:1 |
| ELPLW06 | 1,19-1,63:1 |
| ELPLM15 | 1,58-2,56:1 |
| ELPLM10 | 2,43-3,71:1 |
| ELPLM11 | 3,54-5,41:1 |
| ELPLL08 | 5,28-7,72:1 |



| | |
|--------------------------|--|
| Rigging Solution | pegasus ng medium frame |
| Manufacturer | publitec |
| Weight | 12,8kg |
| Max. Weight of Projector | 50kg |
| Max. Hanging Load | 135kg |
| Special Features | Compatible with Panasonic 1DLP® Projectors and the NEC PX Series |



| | |
|--------------------------|--|
| Rigging Solution | pegasus ng for 4K32 |
| Manufacturer | publitec |
| Weight | 38kg |
| Max. Weight of Projector | 85kg |
| Max. Hanging Load | 250kg |
| Special Features | Compatible with CHRISTIE® Griffyn 4K32-RGB |



| | |
|--------------------------|--|
| Rigging Solution | pegasus ng large frame |
| Manufacturer | publitec |
| Weight | 16,5kg |
| Max. Weight of Projector | 50kg |
| Max. Hanging Load | 150kg |
| Special Features | Compatible with Panasonic 3DLP® Projectors up to the PT-DZ21K2, PT-RZ21K and CHRISTIE® HS Series |



| | |
|-------------------|--|
| Rigging Solution | pegasus ng Truss Mount |
| Manufacturer | publitec |
| Weight | 4,3kg (Flying Weight) |
| Max. Hanging Load | 245kg (SWL) |
| Special Features | Optionally Available, Suitable for pegasus ng medium and large frame |

| | |
|-------------------|--|
| Rigging Solution | RFD32 |
| Manufacturer | Panasonic |
| Weight | 37,1kg |
| Max. Hanging Load | 300kg |
| Special Features | Compatible with Panasonic PT-RZ31K, PT-RS30K, PT-RQ32K |



All our rigging equipment is delivered with the projector. Both pegasus ng frames are individually certified according to DGUV 17/18 (formerly BGV C1) and 100% compatible to stacking with Rigtec and Panasonic frames. The front bar of the pegasus ng frames is removable for ultra-short throw lenses.

AV Stumpfl® Monoblox® Front and Rear Projection Screens



| Projection Screen | Format |
|-------------------|--------|
| 386x294cm | 4:3 |
| 447x340cm | 4:3 |
| 508x386cm | 4:3 |
| 630x477cm | 4:3 |
| 752x569cm | 4:3 |
| 386x226cm | 16:9 |
| 447x260cm | 16:9 |
| 508x294cm | 16:9 |
| 630x363cm | 16:9 |
| 752x431cm | 16:9 |


AV Stumpfl® Fullwhite® Front Projection Screens



| Projection Screen | Format |
|-------------------|--------|
| 360x203cm | 16:9 |
| 460x259cm | 16:9 |
| 560x315cm | 16:9 |
| 360x225cm | 16:10 |
| 400x250cm | 16:10 |
| 500x313cm | 16:10 |
| 600x375cm | 16:10 |



Suitable screen system legs available.



FULLWHITE®

Supreme image quality.

Fullwhite projection screens combine a **borderless look with the highest manufacturing precision** possible, to make it look as if your projected images were floating freely in space. Available in standard and **custom sizes**.



www.AVstumpfl.com/fullwhite

AV Stumpfl® Vario® Front Projection Screens



| Projection Screen | Format |
|-------------------|----------|
| 210x160cm | 4:3 |
| 240x180cm | 4:3 |
| 280x160cm | 16:9 |
| 280x210cm | 4:3 |
| 300x173cm | 16:9 |
| 320x245cm | 4:3 |
| 400x230cm | 16:9 |
| 400x300cm | 4:3 |
| 500x210cm | 21:9 |
| 500x290cm | 16:9 |
| 600x210cm | Panorama |
| 600x340cm | 16:9 |
| 600x450cm | 4:3 |
| 700x300cm | Panorama |
| 700x395cm | 16:9 |
| 800x340cm | Panorama |
| 800x450cm | 16:9 |
| 800x600cm | 4:3 |
| 900x300cm | Panorama |
| 900x450cm | Panorama |
| 1.000x300cm | Panorama |
| 1.000x571cm | 16:9 |
| 1.200x400cm | Panorama |

AV Stumpfl® Vario® Rear Projection Screens



| Projection Screen | Format |
|-------------------|--------|
| 240x180cm | 4:3 |
| 280x210cm | 4:3 |
| 300x173cm | 16:9 |
| 400x230cm | 16:9 |
| 400x300cm | 4:3 |
| 500x290cm | 16:9 |
| 600x340cm | 16:9 |
| 600x450cm | 4:3 |
| 700x395cm | 16:9 |
| 800x450cm | 16:9 |

AV Stumpfl® MonoClip® Front and Rear Projection Screens

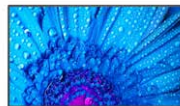


| Projection Screen | Format |
|-------------------|--------|
| 238x143cm | 16:9 |
| 286x170cm | 16:9 |
| 345x203cm | 16:9 |
| 392x230cm | 16:9 |
| 447x260cm | 16:9 |
| 508x294cm | 16:9 |
| 569x329cm | 16:9 |
| 691x397cm | 16:9 |
| 752x431cm | 16:9 |




Large Format Display **MultiSync® M491**

| | |
|--------------|---------------------|
| Manufacturer | NEC |
| Size | 49" |
| Resolution | UHD (3.840x2.160px) |



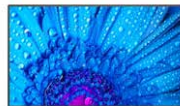
Large Format Display **MultiSync® M431**

| | |
|--------------|---------------------|
| Manufacturer | NEC |
| Size | 43" |
| Resolution | UHD (3.840x2.160px) |



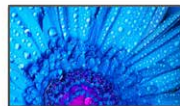
Large Format Display **MultiSync® M551 MPI4**

| | |
|--------------|---------------------|
| Manufacturer | NEC |
| Size | 55" |
| Resolution | UHD (3.840x2.160px) |



Large Format Display **MultiSync® M551**

| | |
|--------------|---------------------|
| Manufacturer | NEC |
| Size | 55" |
| Resolution | UHD (3.840x2.160px) |



Large Format Display **MultiSync® M651**

| | |
|--------------|---------------------|
| Manufacturer | NEC |
| Size | 65" |
| Resolution | UHD (3.840x2.160px) |





Large Format Display **MultiSync® V754Q**

| | |
|--------------|---------------------|
| Manufacturer | NEC |
| Size | 75" |
| Resolution | UHD (3,840x2,160px) |



Large Format Display **MultiSync® M751**

| | |
|--------------|---------------------|
| Manufacturer | NEC |
| Size | 75" |
| Resolution | UHD (3,840x2,160px) |



Large Format Display **MultiSync® V984Q**

| | |
|--------------|---------------------|
| Manufacturer | NEC |
| Size | 98" |
| Resolution | UHD (3,840x2,160px) |



Wall mounts and design stands available.



Large Format Display **MultiSync® M981**

| | |
|--------------|---------------------|
| Manufacturer | NEC |
| Size | 98" |
| Resolution | UHD (3,840x2,160px) |



Large Format Display **MultiSync® V864Q**

| | |
|--------------|---------------------|
| Manufacturer | NEC |
| Size | 86" |
| Resolution | UHD (3,840x2,160px) |






Touch Display

| | |
|--------------|---------------------|
| Manufacturer | NEC |
| Size | 50" |
| Resolution | UHD (3.840x2.160px) |

MultiSync® ME501 IR



Touch Display

| | |
|--------------|---------------------|
| Manufacturer | NEC |
| Size | 55" |
| Resolution | UHD (3.840x2.160px) |

MultiSync® ME551 IR



Touch Display

| | |
|--------------|---------------------|
| Manufacturer | NEC |
| Size | 65" |
| Resolution | UHD (3.840x2.160px) |

MultiSync® CB651Q-2



Touch Display

| | |
|--------------|---------------------|
| Manufacturer | NEC |
| Size | 75" |
| Resolution | UHD (3.840x2.160px) |

MultiSync® CB751Q



Desktop Display

| | |
|--------------|---------------------|
| Manufacturer | DELL |
| Size | 27" |
| Resolution | UHD (3.840x2.160px) |

U2723QE



www.niclenfamily.de





Media Server

2x4pro

Manufacturer

disguise

Features

Video Output:
2x HDMI 2.0
(max. 4.096x2.160px),
1x DisplayPort 1.2 (GUI)
Diverse VFC Output Cards
with up to 8 DVI or
SDI Outputs Available
Video Input: 4x HD-SDI or
2x 3G-SDI



Media Server

4x4pro

Manufacturer

disguise

Features

Video Output:
4x DisplayPort 1.2
(max. 4.096x2.160px),
1x DisplayPort 1.2 (GUI)
Diverse VFC Output Cards
with up to 16 DVI or
SDI Outputs Available
Video Input: 4x HD-SDI or
2x 3G-SDI



Media Server

vx 2

Manufacturer

disguise

Features

Video Output:
2x HDMI 2.0
(4.096 x 2.160px max),
1 x DisplayPort 1.2 (GUI)
Diverse VFC Output Cards
Available, Video Input:
8x 3G-SDI (HD-BNC)



Media Server

gx 2c

Manufacturer

disguise

Features

Video Output:
1x DisplayPort 1.2 (GUI),
2x VFC Output Slots
Diverse VFC Output Cards
Available, Video Input: 8x
3G-SDI



Media Server

vx 4

Manufacturer

disguise

Features

Video Output:
4x HDMI 2.0
(4.096x2.160px max),
1 x DisplayPort 1.2 (GUI)
Diverse VFC Output Cards
Available, Video Input:
16x 3G-SDI (Mini-SDI)



Media Server

vx 4+

Manufacturer

disguise

Features

Video Output: 4x HDMI
2.0 (4.096 x 2.160px
max.), 1x DisplayPort 1.4
(GUI) Diverse VFC Output
Cards Available, Video
Input: 4x 12G-SDI or 16x
3G-SDI HD-BNC



| | |
|--------------|---|
| Media Server | gx 3 |
| Manufacturer | disguise |
| Features | Video Output: 3x HDMI 2.0 (4,096 x 2,160px max.), 1x DisplayPort 1.4 (GUI) Diverse VFC Output Cards Available, Video Input: 3x 12G-SDI or 12x 3G-SDI HD-BNC |



| | |
|--------------|--|
| Workstation | Workstation X4000 |
| Manufacturer | publitech |
| Features | Intel Core i9-10900X 1x 500GB System Disk 1x 3,2TB Media Disk 64GB RAM Nvidia Quadro RTX A4000 Nvidia Quadro Sync II 2x 10Gbps Network 12G SDI Input Card |



Licenses

PIXERA
Resolume



The **publitech** Workstation X4000 is suitable for use with the licenses mentioned above.



| | |
|-----------------|---|
| Player Software | Playdeck Plus |
| Manufacturer | JOY |
| Features | USB Dongle Player Software for Professional 2-Channel Media Playback on Windows Devices |



| | |
|--------------|--------------------------------|
| Player | XD233 |
| Manufacturer | BrightSign |
| Features | Multi-Zone UHD Player, Network |



| | |
|----------------|---|
| Signal Sources | HDC-3200 |
| Manufacturer | Sony |
| Features | Premium 4K/Full-HD Studio Camera Kit with High-Quality Accessories and Various Lenses |



| | |
|--------------|---|
| Camera | URSA Broadcast |
| Manufacturer | Blackmagic Design |
| Features | 4K/Full HD Studio Camera Kit / Camcorder with High-Quality Accessories and Various Lenses |



| | |
|--------------|---|
| Camera | AG-CX350 |
| Manufacturer | Panasonic |
| Features | 4K Handheld Camera with 5-Axes Image Stabilizer |



| | |
|----------------|---|
| Signal Sources | AW-UE160 |
| Manufacturer | Panasonic |
| Features | 4K 60p/50p PTZ Camera for Highest Demands in the Studio, Production and Event Sector with 12G SDI, HDMI2.0 Fiber Optic Output |



| | |
|--------------|---|
| PTZ camera | AW-UE150 |
| Manufacturer | Panasonic |
| Features | 4K 60p/50p PTZ Camera for Highest Demands in the Studio, Production and Event Sector with 12G SDI, HDMI2.0 Fiber Optic Output |



| | |
|--------------|--|
| PTZ camera | AW-HE130 |
| Manufacturer | Panasonic |
| Features | Full HD Camera with Integrated Pan-Tilt Function and Video Output via 3G SDI or Streaming via IP Transmission (Successor of the Proven AW-HE120) |



Suitable controllers Panasonic AW-RP60 and AW-RP150 available.



| | |
|----------------------|--|
| Wireless Transmitter | Bolt PRO 1000 HD-SDI/HDMI |
| Manufacturer | Teradek |
| Features | Wireless Camera Radio Transmission System (Transmitter and Receiver) |



| | |
|----------------------------|---|
| Player/Recording Device | Ki Pro® Ultra plus |
| Manufacturer | AJA |
| Features | Multi-Channel HD Recorder 4K / Ultra HD / 2K / HD (Recorder and Player) |



| | |
|--------------------|---|
| Streaming Solution | Web Presenter HD |
| Manufacturer | Blackmagic Design |
| Features | Complete Solution for (Live) Streaming to all Major Platforms |



| | |
|--------------------|--|
| Streaming Solution | Solo+ |
| Manufacturer | LiveU |
| Features | Plug&Play Livestreaming Solution via Ethernet, WiFi or LTE |

Preview Displays



| Name | Size |
|------------------------------|------|
| Panasonic BT-LH910 | 9" |
| Panasonic BT-LH1710 | 17" |
| Panasonic BT-LH1760 | 17" |
| Panasonic BT-LH2550 | 25" |
| MARSHALL Quad QV171-HDSDI | 17" |



| | |
|-----------------|------------|
| Preview Display | Q24 |
| Manufacturer | Lilliput |
| Size | 23,6" |



Laptop

Precision 7730

| | |
|--------------|--|
| Manufacturer | Dell |
| Features | 17", Full HD, Intel® Core™ i7-8750 6-Core, 16GB RAM, 512GB SSD, Windows 10, Office 2019 Home and Business |

Laptop

MacBook Pro

| | |
|--------------|---|
| Manufacturer | Apple |
| Features | 15", 6-Core i7 up to 4.1Ghz, Radeon Pro5555X, 16GB RAM, 512GB SSD |



Laptop

Precision 7550

| | |
|--------------|---|
| Manufacturer | Dell |
| Features | 15.6", Full HD, Intel® Core™ i5-10400H, 16GB RAM, 256GB SSD, Windows 10, Office 2019 Home and Business |



Workstation

Workstation X4000

| | |
|--------------|--|
| Manufacturer | publitech |
| Features | Intel Core i9-10900X 1x 500GB System Disk 1x 3,2TB Media Disk 64GB RAM Nvidia Quadro RTX A4000 Nvidia Quadro Sync II 2x 10Gbps Network 12G SDI Input Card |



| | |
|------------------|--|
| Signal Processor | Spyder X80 |
| Manufacturer | CHRISTIE® |
| Type | Multi-Screen Windowing Processor, 24 Inputs and 16 Outputs, 80 Megapixel Processing Power, Content in 4K |



| | |
|------------------|---|
| Signal Processor | Aquilon C-RS1+ |
| Manufacturer | Analog Way® |
| Type | 4K60 Capable Multiscreen Presentation System (1 VPU), In: 8x HDMI, 4x DP, 4x SDI, Out: 12x HDMI, 4x SDI |



| | |
|------------------|---|
| Signal Processor | Aquilon C-RS2+ |
| Manufacturer | Analog Way® |
| Type | 4K60 Capable Multiscreen Presentation System (2 VPU), In: 8x HDMI, 4x DP, 4x SDI, Out: 12x HDMI, 4x SDI |



| | |
|------------------|--|
| Signal Processor | Aquilon RS1 |
| Manufacturer | Analog Way® |
| Type | 4K60 Capable Multiscreen Presentation System (1 VPU), In: 8x HDMI, 4x DP, 4x SDI, Out: 8x HDMI |



| | |
|------------------|--|
| Signal Processor | Aquilon RS4 |
| Manufacturer | Analog Way® |
| Type | 4K60 Capable Multiscreen Presentation System (3 VPU), In: 12x HDMI, 8x DP, 4x SDI, Out: 16x HDMI |



| | |
|------------------|---|
| Signal Processor | Zenith 200 |
| Manufacturer | Analog Way® |
| Type | 4K60 Capable Multiscreen Presentation Switcher 16 Inputs, 6 Outputs |



Signal Processor

Ascender 32-4K-PL

Manufacturer

Analog Way®

Type

Seamless AV Processor
12-Channel, 4+1 Outputs

Signal Processor

Ascender LE32-4K

Manufacturer

Analog Way®

Type

Seamless AV Processor
12-Channel, 4+1 Outputs

Signal Processor

Ascender 48-4K-PL

Manufacturer

Analog Way®

Type

Seamless AV Processor
12-Channel, 4+1 Outputs,
Perspective Layers

Signal Processor

Pulse 4K

Manufacturer

Analog Way®

Type

4K60 Multilayer Video
Mixer and Scan Converter
with Dante™ Audio Net-
working

Signal Processor

Pulse² 3G

Manufacturer

Analog Way®

Type

Multi-Scan Converter &
Seamless Switcher



Signal Processor

VIO 4K

Manufacturer

Analog Way®

Type

Multi-Format Converter
incl. Expansion Board with
HDMI 2.0, 12G SDI and
DisplayPort 1.2 Inputs and
Outputs



Signal Processor

ImagePRO-4K

Manufacturer

Barco

Type

Universal 4K Up / Downs-
caler, Scan Converter,
Format Converter



Signal Processor

S3-4K TCIO

Manufacturer

Barco

Type

Master Processor
14-Channel, 14 Outputs
incl. HDMI2.0/DP1.2/12G
SDI



Signal Processor

E2 Gen 2

Manufacturer

Barco

Type

4K60-Capable Multiscreen
Presentation System with
up to 16 4K Inputs and up
to 8 4K Outputs



In addition, we offer common signal distributors
and amplifiers from well-known manufacturers.



Video Mixer

Manufacturer

Type

ATEM Mini Extreme ISO

Blackmagic Design

Video Mixer Streaming and Recording 9 Separate Video Streams in Real Time



Video Mixer

Manufacturer

Type

ATEM Television Studio Pro HD

Blackmagic Design

Multi-Scan Converter & Seamless Switcher



Video Mixer

Manufacturer

Type

ATEM Television Studio Pro 4K

Blackmagic Design

Multi-Scan Converter & Seamless Switcher with 8 Standards Converted 12G SDI Inputs



Video Mixer

Manufacturer

Type

ATEM 2 M/E Advanced Panel

Blackmagic Design

Control Panel for ATEM Production and TV Switcher



Video Mixer

Manufacturer

Type

ATEM 4 M/E Broadcast Studio 4K

Blackmagic Design

High-Performance 12G SDI Live Production Mixer with 4 M/E (20x In, 13x Out)



Video Mixer

Manufacturer

Type

ATEM Constellation 8K

Blackmagic Design

High-Performance 12G SDI Live Production Mixer with 4 M/E (40x In, 28x Out)



Network Technology **M4300-24X**
Manufacturer Netgear
Type 24 Ports 10G Switches



Network Technology **DGS-1224T**
Manufacturer D-LINK
Type 20 Ports Gigabit Switches



Network Technology **2530 24G PoE+**
Manufacturer HP
Type 24 Ports Gigabit Switches
with PoE+



Matrix

Manufacturer

Matrix Pro HD-/SDI Matrix 8x8

Barco

Type

Matrix with 8 HD-/SDI
Inputs and Outputs

Matrix

Manufacturer

Smart Videohub 40x40

Blackmagic Design

Type

Matrix with 40 6G SDI
Inputs and Outputs as well
as Mixed Format Support

Matrix

Manufacturer

Smart Videohub 12G 40x40

Blackmagic Design

Type

Matrix with 40 12G SDI
Inputs and Outputs as well
as Mixed Format Support

Matrix

Manufacturer

MX2 8x8 HDMI 2.0

Lightware

Type

Matrix with 8 HDMI 2.0
Inputs and Outputs as well
as EDID Management

Matrix

Manufacturer

MX2 16x16 HDMI 2.0

Lightware

Type

Matrix with 16 HDMI 2.0
Inputs and Outputs as well
as EDID Management

Matrix

Manufacturer

MX2 24x24 HDMI 2.0

Lightware

Type

Matrix with 24 HDMI 2.0
Inputs and Outputs as well
as EDID Management



Matrix

MX 8x8 DVI

Manufacturer

Lightware

Type

Matrix with 8 DVI Inputs and Outputs as well as EDID Management



Matrix

MX 16x16 DVI

Manufacturer

Lightware

Type

Matrix with 16 DVI Inputs and Outputs as well as EDID Management



Cueing System **MasterCue V6-L USB**
 Manufacturer Interspace Industries
 Type Wireless Presentation Devices



Cueing System **Cue4**
 Manufacturer Interspace Industries
 Type MasterCue Extension for Controlling up to 4 Computers



Cueing System **MicroCue3-L Dual Kit**
 Manufacturer Interspace Industries
 Type 2 MicroCue3 as a Set with 2 Laser Handsets



Cueing System **CueEther**
 Manufacturer Interspace Industries
 Type Ethernet Cueing System: Sender and (Wired) Receiver for MasterCue V5 and V6



Cueing System **MicroCue3**
 Manufacturer Interspace Industries
 Type Wireless Presentation Devices, also Available: MicroCue3-L



Intercom System

MCXD 32-Channel Desk Station

Manufacturer

Green-GO

Info

Desk Station, Direct Access
to up to 32 Channels or
Functions



Intercom System

MCXEXT 24-Channel 19" Ex- tension for MCX

Manufacturer

Green-GO

Info

24-Channel Rack Ex-
tension



Intercom System

MCX 32-Channel 19" Rack Station 1HE

Manufacturer

Green-GO

Info

32-Channel Rack Station



Intercom System

MCXDEXT 24-Channel Exten- sion for MCXD

Manufacturer

Green-GO

Info

24-Channel Desk Ex-
tension



Intercom System

INTERFACEX 19" Audio Interface

Manufacturer

Green-GO

Info

Combination of 2-Wire/4-
Wire Interface to Connect
with an Existing Matrix,
Ring/Partyline Systems or
other Analog Interfacing
Products



Intercom System

BRIDGEX 19" Bridge Interface (4 Connections)

Manufacturer

Green-GO

Info

Combination of 2-Wire/4-
Wire Interface to Connect
with an Existing Matrix,
Ring/Partyline Systems or
other Analog Interfacing
Products



Intercom System

BPX Beltpack

| | |
|--------------|----------|
| Manufacturer | Green-GO |
|--------------|----------|

| | |
|------|--|
| Info | Offers Comfortable and Direct Access to up to 4 Channels |
|------|--|



Intercom System

WBPX Wireless Beltpack

| | |
|--------------|----------|
| Manufacturer | Green-GO |
|--------------|----------|

| | |
|------|---|
| Info | Based on DECT Wireless Technology in order to Communicate with the Green-GO WAA Antenna Spare Batteries Available |
|------|---|



Intercom System

BC6 6-Way Battery Charger 19"

| | |
|--------------|----------|
| Manufacturer | Green-GO |
|--------------|----------|

| | |
|------|---|
| Info | Charges up to 6 Green-GO NRG-P Batteries for Green-GO WBPX Wireless Beltpacks |
|------|---|



Intercom System

WAA Wireless Antenna

| | |
|--------------|----------|
| Manufacturer | Green-GO |
|--------------|----------|

| | |
|------|---|
| Info | Connects a Green-GO WBPX Wireless Beltpack with a Green-GO System |
|------|---|




Intercom System

DNTI Dante 4x4 Interface

| | |
|--------------|----------|
| Manufacturer | Green-GO |
|--------------|----------|

| | |
|------|--|
| Info | 8x Dante™ Audio Stream (4x In, 4x Out) |
|------|--|



Intercom System

BEACON

| | |
|--------------|----------|
| Manufacturer | Green-GO |
|--------------|----------|

| | |
|------|--|
| Info | Call Indicator, Compatible with the Green-GO Network |
|------|--|



Intercom System

SW81 switch8 PoE + 1, 19"

Manufacturer

Green-GO

Info

Ethernet Switch, 9 LEDs
Provide Information about
Link and Data Presence



Intercom System

RDX Walkie-Talkie Interface

Manufacturer

Green-GO

Info

Integrates a Voice Radio
Channel from Commerci-
ally Available Radios into
the Green-GO System with
Push-to-Talk Support



Intercom System

DT 280 MKII Single-Ear Headset

Manufacturer

beyerdynamic

Info

Single-Ear Combined
Listening and Speaking,
200/80Ω



Intercom System

DT 290 MKII Headset

Manufacturer

beyerdynamic

Info

Combined Listening and
Speaking, 200/80Ω



Fiber Optic Cable

proFibre

| | |
|--------------|------------------------|
| Manufacturer | CONNEX |
| Lengths | 100m, 150m, 200m, 300m |



Fiber Optic Cable

DVI Fiber Optic Cables

| | |
|--------------|-----------|
| Manufacturer | PureLink® |
| Lengths | 30m, 50m |

Fiber Optic Cable

Iron Fibre HDMI 2.0 4K60

| | |
|--------------|-----------|
| Manufacturer | PureLink® |
| Lengths | 50m, 100m |

**CONNEX proFibre Converters**

| Name | Version | Resolution |
|------------------------|---|--|
| proFibre DVI Single | 1x DVI Single Link | HDTV 1.080px, max. 1.900x1.200px (60Hz) |
| proFibre DVI Dual | 2x DVI Single Link + 1x 10/100Mbit Ethernet | HDTV 1.080px, max. 1.900x 1.200px (60Hz) |
| proFibre HD/3G SDI | proFibre HD/3G SDI | HDTV 1.080px, |
| proFibre DisplayPort | 1x DisplayPort 1.2 | 4K max. 4.096x2.160px (60Hz) |
| proFibre HDMI 2.0 | 1x HDMI 2.0 + 2x Gigabit | 4K max. 4.096x2.160px (60Hz), 4:4:4, HDR |
| proFibre HDMI 2.0 Dual | 2x HDMI 2.0 + 1x 10/100Mbit Ethernet | 4K max. 4.096x2.160px (60Hz), 4:4:4, HDR |

Video Technicians as Advisors

You need support in selecting and assembling the right video equipment?
It is up to you in which phase of a project you would like to include our team.
We can already support you in the planning and conception phase of your event
or take over the project management for the video segment on site.



Diameter of the Light Cone at the Following Distance

| Scattering Angle of Light Cone | 3m | 6m | 9m | 12m | 15m | 20m | 25m | 30m | 35m | 40m | Distance for 3m Diameter |
|--------------------------------|------|------|-------|-------|-------|-------|-------|-------|-------|-------|--------------------------|
| 5° | 0,3m | 0,5m | 0,8m | 1m | 1,3m | 1,7m | 2,2m | 2,6m | 3,1m | 3,5m | 34,4m |
| 6° | 0,3m | 0,6m | 0,9m | 1,3m | 1,6m | 2,1m | 2,6m | 3,1m | 3,7m | 4,2m | 28,6m |
| 8° | 0,4m | 0,8m | 1,3m | 1,7m | 2,1m | 2,8m | 3,5m | 4,2m | 4,9m | 5,6m | 21,5m |
| 9° | 0,5m | 0,9m | 1,4m | 1,9m | 2,4m | 3,1m | 3,9m | 4,7m | 5,5m | 6,3m | 19,1m |
| 10° | 0,5m | 1,1m | 1,6m | 2,1m | 2,6m | 3,5m | 4,4m | 5,2m | 6,1m | 7m | 17,1m |
| 11° | 0,6m | 1,2m | 1,7m | 2,3m | 2,9m | 3,9m | 4,8m | 5,8m | 6,7m | 7,7m | 15,6m |
| 12° | 0,6m | 1,3m | 1,9m | 2,5m | 3,2m | 4,2m | 5,3m | 6,3m | 7,4m | 8,4m | 14,3m |
| 13° | 0,7m | 1,4m | 2,1m | 2,7m | 3,4m | 4,6m | 5,7m | 6,8m | 8m | 9,1m | 13,2m |
| 15° | 0,8m | 1,6m | 2,4m | 3,2m | 3,9m | 5,3m | 6,6m | 7,9m | 9,2m | 10,5m | 11,4m |
| 17° | 0,9m | 1,8m | 2,7m | 3,6m | 4,5m | 6,0m | 7,5m | 9m | 10,5m | 12m | 10m |
| 20° | 1,1m | 2,1m | 3,2m | 4,2m | 5,3m | 7,1m | 8,8m | 10,6m | 12,3m | 13,1m | 8,5m |
| 23° | 1,2m | 2,4m | 3,7m | 4,9m | 6,1m | 8,1m | 10,2m | 12,2m | 14,2m | 16,3m | 7,4m |
| 25° | 1,3m | 2,7m | 4m | 4,9m | 6,7m | 8,9m | 11,1m | 13,3m | 15,5m | 17,7m | 6,8m |
| 26° | 1,4m | 2,8m | 4,2m | 5,5m | 6,9m | 9,2m | 11,5m | 13,9m | 16,2m | 18,5m | 6,5m |
| 30° | 1,6m | 3,2m | 4,8m | 6,4m | 8m | 10,7m | 13,4m | 16,1m | 18,8m | 21,4m | 5,6m |
| 35° | 1,9m | 3,8m | 5,7m | 7,6m | 9,5m | 12,6m | 15,8m | 18,9m | 22,1m | 25,2m | 4,8m |
| 40° | 2,2m | 4,4m | 6,6m | 8,7m | 10,9m | 14,6m | 18,2m | 21,8m | 25,5m | 29,1m | 4,1m |
| 45° | 2,5m | 5,0m | 7,5m | 9,9m | 12,4m | 16,6m | 20,7m | 24,9m | 29,0m | 33,1m | 3,6m |
| 50° | 2,8m | 5,6m | 8,4m | 11,2m | 14,0m | 18,7m | 23,3m | 28,0m | 32,6m | 37,3m | 3,2m |
| 55° | 3,1m | 6,2m | 9,4m | 12,5m | 15,6m | 20,8m | 26,0m | 31,2m | 36,4m | 41,6m | 2,9m |
| 60° | 3,5m | 6,9m | 10,4m | 13,9m | 17,3m | 23,1m | 28,9m | 34,6m | 40,4m | 46,2m | 2,6m |
| 65° | 3,8m | 7,6m | 11,5m | 15,3m | 19,1m | 25,5m | 31,9m | 38,2m | 44,6m | 51m | 2,4m |
| 70° | 4,2m | 8,4m | 12,4m | 16,8m | 21,0m | 28,0m | 35,0m | 42,0m | 49,0m | 56,0m | 2,1m |

| | Span (m) | 3m | 4m | 5m | 6m | 7m | 8m | 9m | 10m | 11m | 12m | 13m | 14m | 15m | 16m | 17m | 18m | 19m | 20m | |
|--|----------|-------|-------|-------|-------|-------|-------|-------|-------|-------|-------|-------|-------|-------|-------|-------|-------|-------|-------|--|
| Prolyte X30D Triangular Truss 30cm | UDL* | 443,7 | 248,1 | 157,6 | 108,4 | 78,7 | 59,5 | 46,3 | 36,8 | 29,8 | 24,5 | 20,4 | 17,1 | 14,5 | 12,3 | | | | | |
| | CPL** | 576,3 | 444,8 | 360,8 | 302,2 | 258,9 | 225,4 | 198,6 | 176,6 | 158,1 | 142,3 | 128,6 | 116,5 | 105,8 | 96,2 | | | | | |
| Prolyte H30V Square Truss 30cm | UDL | 649 | 485,3 | 387,1 | 321,6 | 255,6 | 194,4 | 152,4 | 122,3 | 100,1 | 83,2 | 70,1 | 59,6 | 51,2 | 44,3 | 38,6 | 33,8 | 29,8 | 26,3 | |
| | CPL | 1.668 | 1.298 | 1.074 | 914,4 | 794,4 | 700,6 | 625,2 | 563,2 | 511 | 466,5 | 428 | 394,3 | 364,5 | 337,8 | 313,8 | 292 | 272,2 | 253,9 | |
| Expotruss X4-K30 (FD34) Square Truss 30cm | UDL | 743,7 | 497,5 | 330,5 | 233,5 | 172,7 | 132,3 | 104,1 | 83,8 | 68,5 | 56,9 | 47,8 | 40,6 | 34,7 | 29,9 | 25,9 | 22,5 | 19,7 | 17,2 | |
| | CPL | 1.017 | 827,3 | 695,2 | 597,9 | 523 | 463,4 | 414,6 | 374 | 339,4 | 309,5 | 283,4 | 260,4 | 239,8 | 221,2 | 204,4 | 189 | 174,9 | 161,9 | |
| Expotruss X4-K40H Square Truss 40cm | UDL | 1.443 | 933,5 | 640,8 | 462,3 | 347 | 268,8 | 213,5 | 173,2 | 142,9 | 119,5 | 101,2 | 86,6 | 74,7 | 64,9 | 56,8 | 50 | 44,2 | 39,2 | |
| | CPL | 1.875 | 1.557 | 1.330 | 1.158 | 1.024 | 915,9 | 827 | 752,2 | 688,5 | 633,3 | 585 | 542,3 | 504,3 | 470 | 439 | 410,7 | 384,8 | 360,9 | |
| Expotruss X4-G35 Square Truss 35cm | UDL | 1.587 | 1.188 | 827,5 | 571,9 | 417,8 | 317,7 | 249,2 | 200,1 | 163,8 | 136,2 | 114,7 | 97,7 | 83,9 | 82,7 | 63,4 | 55,5 | 48,9 | 43,3 | |
| | CPL | 2.571 | 2.098 | 1.769 | 1.526 | 1.340 | 1.192 | 1.071 | 970,5 | 885,3 | 812 | 745,8 | 683,9 | 629,6 | 581,5 | 538,6 | 499,9 | 464,8 | 432,8 | |
| Expotruss X4-G62 Square Truss 62cm | UDL | 2.565 | 1.819 | 1.322 | 990 | 762,4 | 601,6 | 480,5 | 387,2 | 318,1 | 265,6 | 224,7 | 192,2 | 166,1 | 144,7 | 126,9 | 112 | 99,4 | 88,7 | |
| | CPL | 3.765 | 3.210 | 2.795 | 2.473 | 2.215 | 2.004 | 1.827 | 1.667 | 1.548 | 1.435 | 1.336 | 1.248 | 1.669 | 1.099 | 1.034 | 975,6 | 921,8 | 872,2 | |
| Expotruss X4-K100 Rectangular Truss 58x100cm | UDL | | | | | | 1.440 | | 1.148 | | 835,7 | | 607,9 | | 460 | | 358,7 | | 286,2 | |
| | CPL | | | | | | 5.880 | | 5.157 | | 4.513 | | 4.000 | | 3.570 | | 3.196 | | 2.862 | |

| | Span (m) | 2,4 | 3,6m | 4,8m | 6m | 7,2m | 8,4m | 9,6m | 10,8m | 12m | 13,2m | 14,4m | 15,6m | 16,8m | 18m | 19,2m | 20,4m | 21,6m | |
|----------------------------|----------|--------|--------|--------|--------|--------|-------|-------|-------|-------|-------|-------|-------|-------|-------|-------|-------|-------|--|
| Prolyte S52F - L240 | UDL* | 1049,2 | 697,5 | 663,9 | 529,6 | 432,7 | 357,9 | 303,8 | 237,9 | 200,8 | 164,1 | 136,1 | 114,4 | 97,2 | 83,2 | 71,9 | 62,4 | 54,5 | |
| | CPL** | 2060,3 | 1895,7 | 1574,1 | 1253,4 | 1038,6 | 884,2 | 767,6 | 743,8 | 722,9 | 703,9 | 686,2 | 624,7 | 571,3 | 561,9 | 551,9 | 509,3 | 471,0 | |

* = Allowable uniformly distributed load (UDL) in kg/m

** = Allowable centre point load in kg (a point load that divides the span in 2 equal sections)

- Loading figures as provided are only meant as an indication. For more information and restrictions, please refer to the respective manufacturers loading tables.
- Loading figures are only valid for static loads.
- Loading figures are only valid for single spans with supports at both ends.
- All static systems, other than single spans, need an individual structural calculation. Please contact a structural engineer for assistance.
- Read the manufacturer's manual before assembling, using and loading the truss.

Harting, 16 Pin (Electrical Load Multicore)

| Pin | Function 2,5q |
|-----|---------------|
| 1 | L1 |
| 2 | L2 |
| 3 | L3 |
| 4 | L4 |
| 5 | L5 |
| 6 | L6 |
| 7 | - |
| 8 | - |
| 9 | N1 |
| 10 | N2 |
| 11 | N3 |
| 12 | N4 |
| 13 | N5 |
| 14 | N6 |
| 15 | - |
| 16 | - |

Housing: Ground

Harting, 6 Pin (for 5kW Electrical Load Multicore)

| Pin | Function |
|-----|----------|
| 1 | L1 |
| 2 | N1 |
| 3 | L2 |
| 4 | N2 |
| 5 | L3 |
| 6 | N3 |

**Harting, 16 Pin
(for 2kW Electrical Load Multicore (Motormultis))**

| Pin | Function 2,5q |
|-----|---------------|
| 1 | L1 hoist 1 |
| 2 | L2 hoist 1 |
| 3 | L3 hoist 1 |
| 4 | L1 hoist 2 |
| 5 | L2 hoist 2 |
| 6 | L3 hoist 2 |
| 7 | - |
| 8 | - |
| 9 | L1 hoist 3 |
| 10 | L2 hoist 3 |
| 11 | L3 hoist 3 |
| 12 | L1 hoist 4 |
| 13 | L2 hoist 4 |
| 14 | L3 hoist 4 |
| 15 | - |
| 16 | - |

XLR / DMX Configuration

| Pin | XLR-5 | XLR-6 XLR-6 |
|-----|-----------------|-------------|
| 1 | Ground | Ground |
| 2 | Data - | Data - |
| 3 | Data + | Data + |
| 4 | opt. 2 Link D - | - |
| 5 | opt. 2 Link D + | - |

Subject to errors and technical changes.



ROBE[®]

RELIABILITY IN ALL WEATHERS

Seamless combination
of IP65 and regular fixtures



iSeries

This catalogue and therefore this advertisement are printed
CO₂-compensated. For more information, please contact NicLen.



NicLen GmbH

Steinbrinkstr. 61
44319 Dortmund

Germany

Phone: +49 231 999610

eMail: dispo@niclen.de

NicLen Ltd.

Crest Distribution Park,
Crest Road,

High Wycombe,
Buckinghamshire, HP11 1WT
United Kingdom

Phone: +44 1844 617083

eMail: info@niclen.uk

NicLen S.A.R.L.

50, rue des Chardonnerets
93290 Tremblay-en-France

France

Phone: +33 1 4863 0294

eMail: info@niclen.fr

NicLen B.V.

De Hooistreek 10
3751 LW Bunschoten-Spakenburg

Netherlands

Phone: +31 85 7822 888

eMail: info@niclen.nl

NicLen CH AG

Untere Fischbachstrasse 2
8932 Mettmenstetten

Switzerland

Phone: +41 44 24 2 24 24

eMail: info@niclen.ch