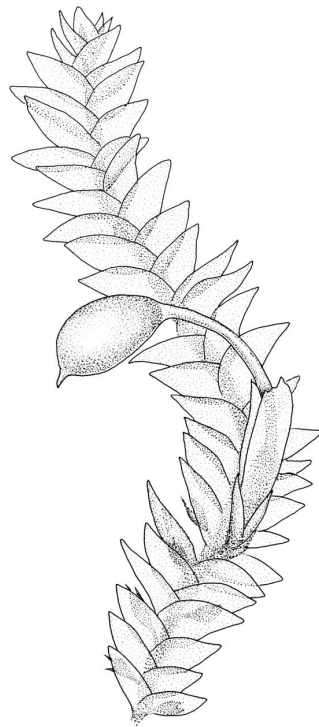


FLORA OF NEW ZEALAND
MOSSES

ERPODIACEAE



A.J. FIFE

Fascicle 5 – JUNE 2014

© Landcare Research New Zealand Limited 2014.

This copyright work is licensed under the Creative Commons Attribution 3.0 New Zealand license.



Attribution if redistributing to the public without adaptation: "Source: Landcare Research or A.J. Fife"

Attribution if making an adaptation or derivative work: "Sourced from Landcare Research or A.J. Fife"

CATALOGUING IN PUBLICATION

Fife, Allan J. (Allan James), 1951-

Flora of New Zealand [electronic resource] : mosses. Fascicle 5, Erpodiaceae / Allan J. Fife. -- Lincoln, N.Z. : Manaaki Whenua Press, 2014.

1 online resource

ISBN 978-0-478-34751-7 (pdf)

ISBN 978-0-478-34747-0 (set)

1.Mosses -- New Zealand -- Identification. I. Title. II. Manaaki Whenua-Landcare Research New Zealand Ltd.

DOI: 10.7931/J2CC0XM6

This work should be cited as:

Fife, A.J. 2014: Erpodiaceae. *In*: Heenan, P.B.; Breitwieser, I.; Wilton, A.D. *Flora of New Zealand - Mosses*. Fascicle 5. Manaaki Whenua Press, Lincoln. <http://dx.doi.org/10.7931/J2CC0XM6>

Cover image: *Erpodium glaucum*, habit with immature capsule and partly obscured perigonia. Drawn by Rebecca Wagstaff from G.M. O'Malley s.n., CHR 545820.

Contents

- Introduction..... 1
- Taxa
 - Erpodiaceae* 2
 - Erpodium* (Brid.) Müll.Hal. 2
 - Erpodium glaucum* (Wilson) I.G.Stone 3
- References 5
- Conventions 6
- Acknowledgements 8
- Plates 9
- Maps 10
- Index 12
- Image Information 13

Introduction

The Erpodiaceae are considered here to be monogeneric, and to include c. 24 species from tropical and warm-temperate regions. The great rarity and geographically widely scattered occurrences of many species of *Erpodium*, including the one N.Z. species, suggest that this is an ancient genus of relictual distributions. Accordingly, *E. glaucum* is among the rarest and least documented moss species in the N.Z. flora. It is known from only three North I. (and one inshore island) localities, including a poorly documented pre-1848 type collection by W. Colenso. It is also recorded from Qld, N.S.W., Argentina, Brazil, Mexico, and Sri Lanka. Such widely scattered distributions occur in many species of *Erpodium*. The plants of *E. glaucum* form loosely interwoven glaucous mats on bark and have ranked, dimorphic, and complanate leaves. This combination of features probably causes it to be overlooked as an hepatic when capsules are absent.

Erpodiaceae

Taxonomy: The family is considered here to be monotypic, with features of the genus *Erpodium*.

***Erpodium* (Brid.) Müll.Hal., *Bot. Zeitung (Berlin)* 1: 774 (1843)**

= *Aulacopilum* Wilson

Type taxon: *Erpodium domingense* (Spreng.) Müll.Hal.

The generic description takes elements from several literature sources, including Stone (1997, p. 486), Crum (1973), and Brotherus (1925).

Plants small and slender, complanate or terete, forming loose or dense mats on bark or rocks. **Stems** creeping, irregularly branched, bearing smooth, usually sparse, rhizoids in clusters on lower surface, in cross-section with or without a central strand. **Branches** horizontal or ascendant, often very short. **Leaves** similar on stems and branches, ecostate, either uniform and terete or dimorphic, complanate, and in two dorsal rows that obscure two small ventral rows, oblong-lanceolate to oblong-ovate or elliptic, rounded to acuminate at apex and sometimes with a hair-point, unbordered, entire or crenulate at margins. **Laminal cells** hexagonal, subquadrate, or rhombic, sometimes bulging, pluripapillose or smooth, usually oblate in lower leaf and/or at margins; **alar cells** not differentiated.

Autoicous. Perichaetia terminal on short branches; **perichaetial leaves** erect and sheathing. **Perigonia** often gemmiform, scattered on stems and branches. **Setae** short and ± straight; **capsules** erect, symmetric, immersed to exserted, oblong- to ovoid-cylindric or obovoid, often with a prominent columella, pale and rather thin-walled, scarcely wrinkled when dry; **exothecial cells** mostly thin-walled; **stomata** usually present and superficial (absent in N.Z. taxon); **annulus** present or none; **operculum** low conic or nearly flat, apiculate or rostrate. **Peristome** mostly absent or, if present, consisting of 16 lanceolate or rudimentary papillose teeth. **Calyptra** mitrate or sometimes becoming split on one side, long or short, usually plicate, sometimes twisted, smooth or papillose. **Spores** green, variable in size, papillose or rarely nearly smooth.

Taxonomy: The nomenclatural history of the generic name *Erpodium* is complex and beyond the scope of this Flora. I have elected to follow the nomenclature employed by Stone (1997) who, in turn, accepted the nomenclatural interpretation and the detailed supporting arguments presented by Crum & Anderson (1981, p. 674). Stone cited the generic authorship as *Erpodium* (Brid.) Müll.Hal. Her interpretation contrasts with that presented by Missouri Botanical Garden (2013, accessed 10 Dec. 2013).

Stone's (1997) arguments in favour of placing all the Australian species (including the single N.Z. species) of Erpodiaceae in *Erpodium* (rather than some in segregate genera) are also accepted here. Stone provided descriptions, illustrations and a key to the six species of *Erpodium* recognised from Australia; this provided the basis for the unillustrated account of the family in the Flora of Australia (Stone 2006). Stone (1997, p. 486) suggested that the genus, as circumscribed by her, could be divided into two groups based on gametophytic characters. The characters she used are primarily the presence of dimorphic 4-ranked leaves and complanate stems vs uniform, unranked leaves and terete stems; the presence/absence of a central strand, and the nature of laminal cell ornamentation. The one species occurring in N.Z. has dimorphic and 4-ranked leaves.

Crum (1973) presented an alternative interpretation of the genera in this family, based on a worldwide review. He treated the single N.Z. representative in *Aulacopilum*, as was done by Brotherus (1925, p. 5), Sainsbury (1955) and Fife (1995). Crum (p. 205) distinguished *Erpodium* s.s. from *Aulacopilum* on the basis of calyptra form, size, and degree of twisting. Goffinet et al. (2009) also recognised five genera in the family (all of which were considered to be synonyms of *Erpodium* by Stone (1997)). The late Ron Pursell was working on a monograph of the Erpodiaceae at the time of his death in March 2014.

Distribution: A genus of c. 24 species occurring in tropical and warm-temperate regions worldwide. Occurring mainly on tree trunks but also on rock.

Notes: The great rarity and widely scattered occurrence of many species of *Erpodium*, and the genus as a whole, suggest this is an ancient genus and that the current species distributions are relictual.

Etymology: According to Crum & Anderson (1981) the generic name is derived "from the Greek *erpo*, a word meaning creeping" (related to the Latin *serpens* and to the word herpetology). They stated that "it seems appropriately chosen, in the context of the original publication, as a subgeneric division of *Anoectangium*."

***Erpodium glaucum* (Wilson) I.G.Stone, *J. Bryol.* 19: 487 (1997)**

≡ *Aulacopilum glaucum* Wilson, *London J. Bot.* 7: 90 (1848)

Probable isoelectotype: N.Z., from a valley between Whakawhitirā and the sea, *W. Colenso*, s.n., WELT M31113! Lectotype: N.Z., *W. Colenso* 3668a, BM. Designated by Stone (1997). Not seen.

Plants pale grey- or blue-green, glaucous, forming loosely interwoven mats on bark; **shoots** c. 4–7 × c. 0.5 mm, with ± complanate, lateral branches of unequal length. **Stems** creeping, irregularly branched, fragile, sparsely beset with long, smooth, and red-brown rhizoids that arise in fascicles on the lower surface, in cross-section with 2 layers of incrassate cells surrounding c. 6 inner parenchyma cell layers. **Branches** simple or forked, mostly c. 2(–3) mm long. **Stem and branch leaves** similar, ecostate, in four ranks and ± complanate; **leaves of the two dorsal ranks** loosely spreading, asymmetrically ovate and acute to apiculate apically, mostly 0.4–0.6 × 0.2 mm, crenulate at margins due to strongly bulging cells, inrolled on lower margin, the apiculate apex often pale; **leaves of the ventral ranks** shorter and narrower. **Upper lamina cells** ± isodiametric-hexagonal, thin-walled, strongly bulging, non-collenchymatous, mostly 9–15 µm diam., with several (c. 4–9) flat-topped papillae on each surface; **apical cells** often pale and opaque, papillose and mostly c. 21–30 µm long; **cells of lower lamina** and **lower margins** weakly oblate but otherwise similar to those above; **basal** and **alar cells** not differentiated.

Autoicous. Perichaetia terminal on stem and branches, sheathing c. ½ the seta, with leaves ovate-acuminate and c. 0.8 mm long. **Perigonia** numerous, gemmiform, yellow-brown, c. 0.3 mm long, scattered on stem and branches, with bracts similar to vegetative leaves except for more rhombic cells. **Setae** pale, smooth, straight, twisted weakly to the right, c. 0.7–1.0 mm; **capsules** erect, turbinate, pale brown, gymnostomous, with a prominent columella that sometimes protrudes slightly after dehiscence, c. 0.3 × 0.2 mm; **exothecial cells** irregular, firm-walled; **annulus** not differentiated; **peristome** and **stomata** absent; **operculum** conic, short rostrate. **Calyptra** clasping at base, completely enclosing the immature capsule, with longitudinal, often twisted pleats, becoming split on one side with maturity, falling late. **Spores** broadly ellipsoid, thick-walled, finely papillose, 32–35(–38) µm diam.

Illustrations: Plate 1. Stone 1997, fig. 2, a–g.

Distribution: NI: N Auckland (Unuwahao), S Auckland (Mayor I.), Gisborne (Raukokore River, near Whakawhitirā).

Anomalous. Stone (1997) recorded occurrences in Australia (in Qld and N.S.W.) and Argentina, Brazil, Mexico, and Sri Lanka.

Habitat: The species has been confirmed from four lowland N.Z. localities. It could easily be overlooked as an hepatic if found in a sterile condition. The Unuwahao material (*J.K. Bartlett* 1476c, WELT M8353!) was collected from bark of *Beilschmiedia tawa* and was growing in part as a super-epiphyte on *Frullania* sp. A few stems of *Fabronia australis* are also present in the collection. This collection was reported by Bartlett (1985). Unuwahao is a hill overlooking Spirits Bay. The Raukokore River collection is from an unspecified tree species and includes a few stems of *Haplohymenium pseudotriste*. The Whakawhitirā collection by Colenso bears no habitat data but includes plants of *Fabronia australis*. The Mayor I. collection (*P.J. de Lange* 10376, AK 330305!) was collected from the bark of *Vitex lucens* with several species of hepatic. Stone (1997) noted that *E. glaucum* is often associated with *Haplohymenium pseudotriste* and *Papillaria flexicaulis* in Australia and that it occurs both on tree trunks and rock in warm temperate forests. She gave no indication of the number of Australian localities from which it was recorded.

Notes: Stone (1997, pp. 487 & 493) proposed that the South African *Aulacopilum trichophyllum* Müll.Hal. and the Japanese *A. piliferum* Noguchi should both be treated as a single variety of the present species: *Erpodium glaucum* var. *trichophyllum* (Müll.Hal.) I.G.Stone. She added (Stone 1997) that the Himalayan *A. abbreviatum* Mitt. and *A. japonicum* Cardot are likely to “prove to be closely related to *Erpodium glaucum*”.

Stone (1997, p. 487) designated as the lectotype *W. Colenso* 3668a, an 1843 collection from an unspecified N.Z. locality, noting the type contained *Fabronia secunda*. The *Fabronia* mentioned by Stone can confidently be assumed to be *F. australis*, the only representative of that genus in N.Z. There is a single ample, undated, and unnumbered *Colenso* collection (WELT M31113!) from near Whakawhitirā that is also a mixture of *E. glaucum* and *Fabronia australis*. The presence of the *Fabronia* provides strong but circumstantial evidence that WELT M31113 is an isoelectotype and that Whakawhitirā is the type locality.

A 1943 collection by G.M. O'Malley was made at the mouth of the Raukokore River, Gisborne L.D., which is c. 50 km west of the presumed type locality at Whakawhitirā. A search of the Raukokore River mouth and nearby inland forest in 1996 by A.J. Fife and D. Glenny failed to re-locate the species. The forest at the river mouth is now highly modified, and it is unlikely that the species survives there.

Erpodium glaucum is accorded Nationally Critical threat classification (Glenny et al. 2011), but efforts to protect populations are hampered by the lack of recent and precisely documented records. More exact information about populations of this species is required; Unuwahao is perhaps the most likely site where this species might be re-located and more precisely documented. Its re-location would be a first step towards its conservation management.

References

- Bartlett, J.K. 1985: New records of some New Zealand mosses. *New Zealand Journal of Botany* 23: 171–177.
- Brotherus, V.F. 1925: Musci (Laubmoose). In: Engler, A. (ed.) *Die natürlichen Pflanzenfamilien*. Edition 2. Bd 11. Engelmann, Leipzig. 1–542.
- Crum, H. 1973: A taxonomic account of the Erpodiaceae. *Nova Hedwigia* 23: 201–224.
- Crum, H.A.; Anderson, L.E. 1981: *Mosses of Eastern North America*. Columbia University Press, New York.
- Fife, A.J. 1995: Checklist of the mosses of New Zealand. *Bryologist* 98: 313–337.
- Glenny, D.; Fife, A.J.; Brownsey, P.J.; Renner, M.A.M.; Braggins, J.E.; Beever, J.E.; Hitchmough, R. 2011: Threatened and uncommon bryophytes of New Zealand (2010 revision). *New Zealand Journal of Botany* 49: 305–327.
- Goffinet, B.; Buck, W.R.; Shaw, A.J. 2009: Morphology, anatomy, and classification of the Bryophyta. In: Goffinet, B.; Shaw, A.J. (ed.) *Bryophyte Biology*. Edition 2. Cambridge University Press, Cambridge. 55–138.
- Missouri Botanical Garden 2013: Tropicos. <http://www.tropicos.org>
- Müller, C. 1843: Ueber *Anoetangium domingense* Spr. *Botanische Zeitung (Berlin)* 1: 773–775.
- Sainsbury, G.O.K. 1955: A handbook of the New Zealand mosses. *Bulletin of the Royal Society of New Zealand* 5: 1–490.
- Stone, I.G. 1997: A revision of Erpodiaceae with particular reference to Australian taxa. *Journal of Bryology* 19: 485–502.
- Stone, I.G. 2006: Erpodiaceae. In: McCarthy, P.M. (ed.) *Flora of Australia*. Vol. 51 Mosses 1. Australian Biological Resources Study and CSIRO Publishing, Canberra & Melbourne. 168–172.
- Wilson, W. 1848: Brief characters of *Aulacopilum*, a new genus of mosses, from New Zealand. *London Journal of Botany* 7: 90–91.

Conventions

Abbreviations and Latin terms

Abbreviations	Meaning
A	Auckland Islands
A.C.T.	Australian Capital Territory
<i>aff.</i>	allied to (<i>affinis</i>)
agg.	aggregate
Ant	Antipodes Islands
a.s.l.	above sea level
<i>auct.</i>	of authors (<i>auctorum</i>)
B	Bounty Islands
C	Campbell Island
c.	about (<i>circa</i>)
cf.	compare with, possibly the species named (<i>confer</i>)
<i>c.fr.</i>	with fruit (<i>cum fructibus</i>)
Ch	Chatham Islands
<i>comb. nov.</i>	new combination (<i>combinatio nova</i>)
D'U	D'Urville Island
et al.	and others (<i>et alia</i>)
et seq.	and following pages (<i>et sequentia</i>)
ex	from
fasc.	fascicle
<i>fide</i>	according to
GB	Great Barrier Island
HC	Hen and Chicken Islands
Herb.	Herbarium
<i>hom. illeg.</i>	illegitimate homonym
I.	Island
ibid.	in the same place (<i>ibidem</i>)
incl.	including
<i>in herb.</i>	in herbarium (<i>in herbario</i>)
<i>in litt.</i>	in a letter (<i>in litteris</i>)
<i>inter alia</i>	among other things (<i>inter alia</i>)
Is	Islands
K	Kermadec Islands
KA	Kapiti Island
LB	Little Barrier Island
L.D.	Land District or Districts
<i>leg.</i>	collected by (<i>legit</i>)
loc. cit.	in the same place (<i>loco citato</i>)
l:w	length:width ratio
M	Macquarie Island
Mt	Mount
<i>nec</i>	nor
NI	North Island
no.	number
<i>nom. cons.</i>	conserved name (<i>nomen conservandum</i>)
<i>nom. dub.</i>	name of doubtful application (<i>nomen dubium</i>)
<i>nom. illeg.</i>	name contrary to the rules of nomenclature (<i>nomen illegitimum</i>)
<i>nom. inval.</i>	invalid name (<i>nomen invalidum</i>)
<i>nom. nud.</i>	name published without a description (<i>nomen nudum</i>)
<i>non</i>	not
N.P.	National Park
N.S.W.	New South Wales
N.T.	Northern Territory (Australia)
N.Z.	New Zealand
op. cit.	in the work cited (<i>opere citato</i>)
pers. comm.	personal communication

PK	Poor Knights Islands
P.N.G.	Papua New Guinea
<i>pro parte</i>	in part
Qld	Queensland
q.v.	which see (<i>quod vide</i>)
RT	Rangitoto Island
S.A.	South Australia
<i>s.coll.</i>	without collector (<i>sine collectore</i>)
<i>s.d.</i>	without date (<i>sine die</i>)
sect.	section
SEM	scanning electron microscope/microscopy
<i>sensu</i>	in the taxonomic sense of
SI	South Island
<i>sic</i>	as written
<i>s.l.</i>	in a broad taxonomic sense (<i>sensu lato</i>)
<i>s.loc.</i>	without location (<i>sine locus</i>)
Sn	Snares Islands
<i>s.n.</i>	without a collection number (<i>sine numero</i>)
Sol	Solander Island
sp.	species (singular)
spp.	species (plural)
<i>s.s.</i>	in a narrow taxonomic sense (<i>sensu stricto</i>)
St	Stewart Island
<i>stat. nov.</i>	new status (<i>status novus</i>)
subg.	subgenus
subsect.	subsection
subsp.	subspecies (singular)
sub spp.	subspecies (plural)
Tas.	Tasmania
TK	Three Kings Islands
U.S.A.	United States of America
var.	variety
vars	varieties
Vic.	Victoria
viz.	that is to say (<i>videlicet</i>)
vs	versus
W.A.	Western Australia

Symbols

Symbol	Meaning
µm	micrometre
♂	male
♀	female
±	more or less, somewhat
x	times
>	greater than
<	less than
≥	greater than or equal to
≤	less than or equal to
=	heterotypic synonym of the preceding name
≡	homotypic synonym of the preceding name
!	confirmed by the author
*	in distribution statements, indicates non-N.Z. localities from which material has been confirmed by the author

Technical terms conform to Malcolm, B.; Malcolm, N. 2006: *Mosses and other Bryophytes: an Illustrated Glossary*. Edition 2. Micro-Optics Press, Nelson.

Abbreviations for Herbaria follow the standard abbreviations listed in *Index Herbariorum*.

Acknowledgements

Jessica Beever advised in many ways during the preparation of this treatment. Rod Seppelt read a draft and suggested several useful improvements. Rebecca Wagstaff made the line drawings with great skill and patience. Peter de Lange allowed me to study his recently gathered material from Mayor I. Peter Heenan and Ilse Breitwieser encouraged me to submit this manuscript to the eFlora of New Zealand series. Sue Gibb, Aaron Wilton and Katarina Tawiri converted the manuscript into a format suitable for electronic publication, and Christine Bezar provided skilled editing.

I also thank the participants, over many years, of the John Child Bryological and Lichenological Workshops. The preparation of this revision was supported by Core funding for Crown Research Institutes from the Ministry of Business, Innovation and Employment's Science and Innovation Group.

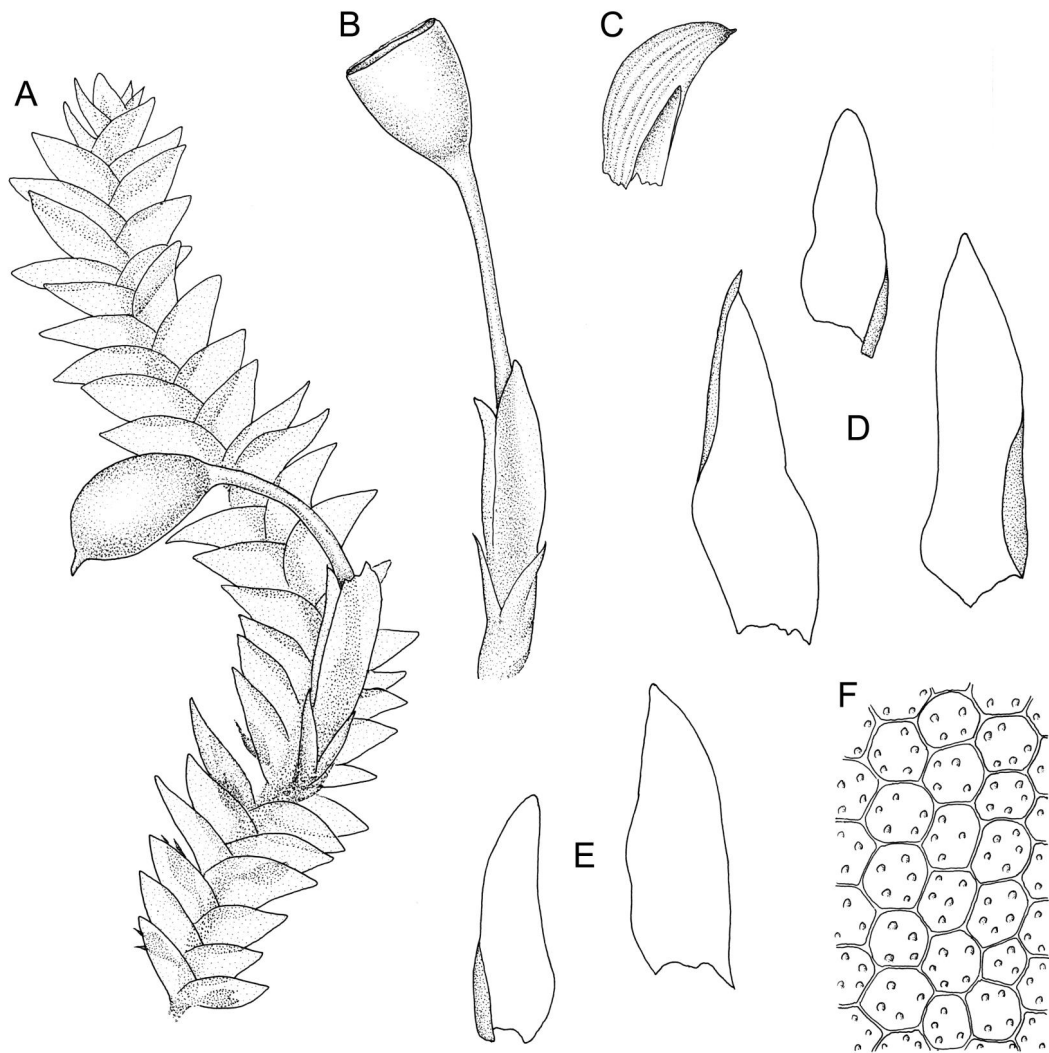
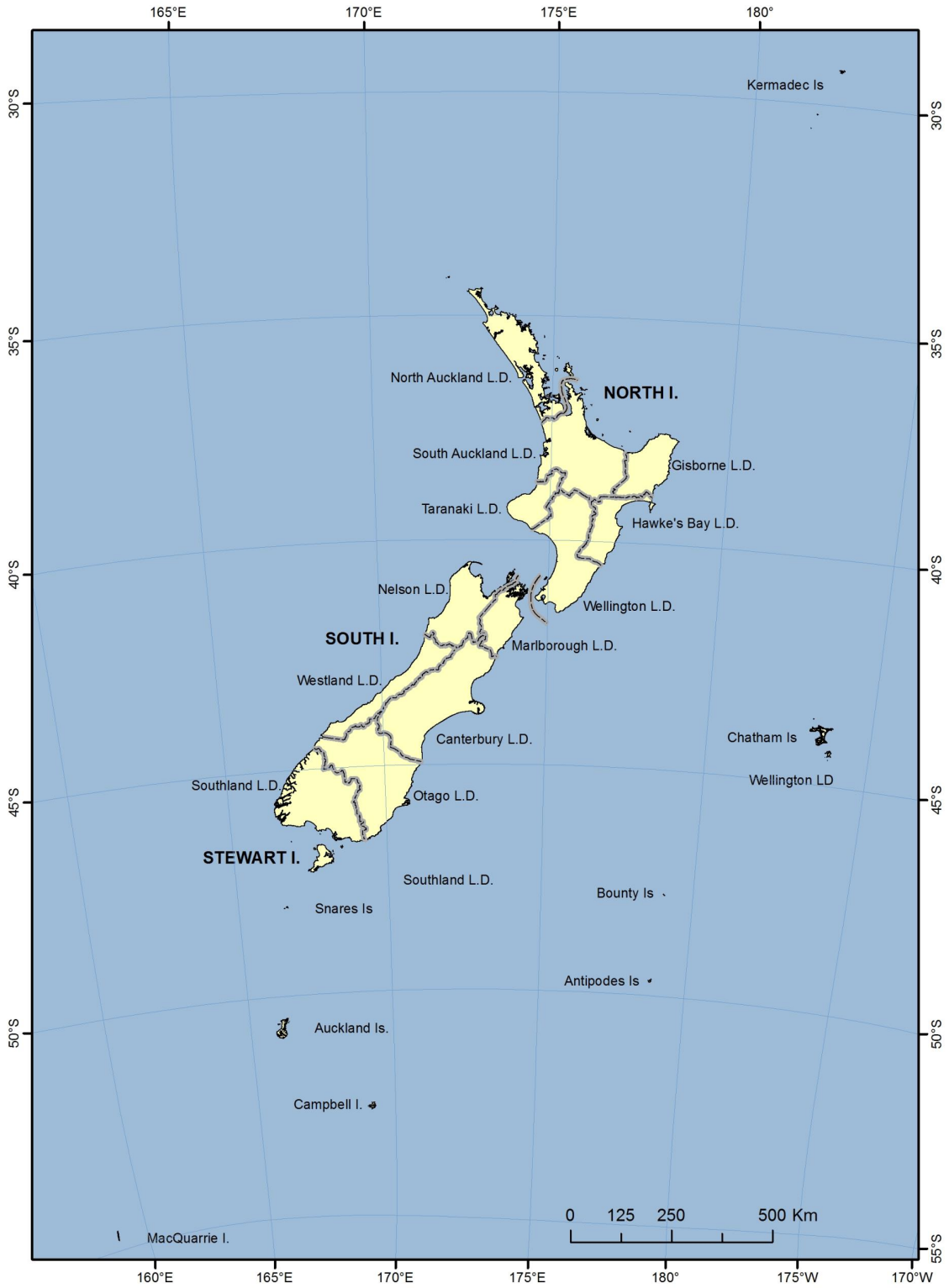
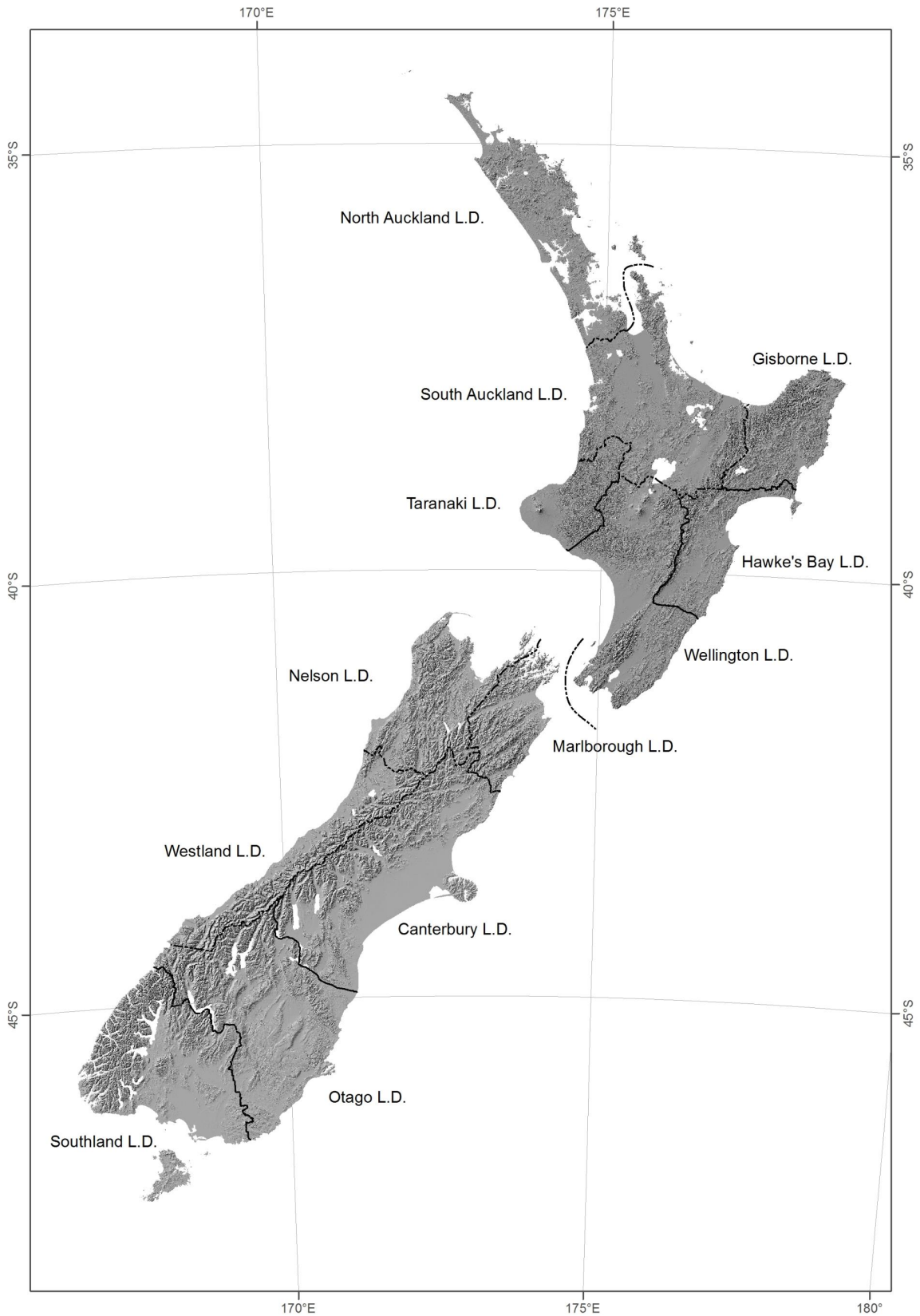


Plate 1: *Erpodium*. A–F: *E. glaucum*. A, habit with immature capsule and partly obscured perigonia. B, perichaetium with capsule. C, calyptra. D, leaves of dorsal ranks. E, leaves of ventral ranks. F, upper laminal cells. Drawn from G.M. O'Malley s.n., CHR 545820.



Map 1: Map of New Zealand and offshore islands showing Land District boundaries



Map 2: Map of main islands of New Zealand showing Land District boundaries

Index

Page numbers are in **bold** for the main entry,
and *italic* for synonyms.

Aulacopilum Wilson **2**

Aulacopilum glaucum Wilson **3**

Erpodiaceae **1, 2**

Erpodium (Brid.) Müll.Hal. **1, 2, 2**

Erpodium glaucum (Wilson) I.G.Stone **1, 3**

Image Information

Image
Plate 1
Map 1
Map 2

Creator
R.C. Wagstaff
A.D. Wilton
A.D. Wilton

Copyright
© Landcare Research 2014
© Landcare Research 2014
© Landcare Research 2014

Flora of New Zealand: PDF publications

The electronic Flora of New Zealand (**eFloraNZ**) project provides dynamic, continually updated, online taxonomic information about the New Zealand flora. Collaborators in the project are Landcare Research, the Museum of New Zealand - Te Papa Tongarewa, and the National Institute of Water and Atmospheric Research (NIWA).

The eFloraNZ presents new systematic research and brings together information from the Landcare Research network of databases and online resources. New taxonomic treatments are published as fascicles in PDF format and provide the basis for other eFloraNZ products, including the web profiles.

eFloraNZ will have separate sets of PDF publications for algae, lichens, liverworts and hornworts, mosses, ferns and lycophytes, and seed plants.

For each eFloraNZ set, the PDF files are made available as dated and numbered fascicles. With the advent of new discoveries and research, the fascicles may be revised, with the new fascicle being treated as a separate version under the same number. However, superseded accounts will remain available on the eFlora website.

Moss Set (ISBN 978-0-478-34747-0)

The Moss Set covers indigenous and exotic mosses within the New Zealand Botanical Region.

Authors Allan Fife and Jessica Beever intend to publish *Flora of New Zealand Mosses* as a book. However, in advance of publication of the hardcopy, they decided to make completed family treatments available for immediate use through the eFloraNZ project.

Editor-in-Chief: Ilse Breitwieser

Series Editors: Peter Heenan (Principal), Ilse Breitwieser, Aaron Wilton

Steering Committee: Ilse Breitwieser, Pat Brownsey, Peter Heenan, Wendy Nelson, Aaron Wilton

Technical production: Aaron Wilton with Kate Boardman, Bavo de Pauw, Sue Gibb, Ines Schönberger, Katarina Tawiri, Margaret Watts

Copy Editor: Christine Bezar



ISBN 978-0-478-34747-0



9 780478 347470