

# The International Odontoglossum Alliance Newsletter

www.odontalliance.org

Fall/Winter 2018

## In This Issue

<b><i>Odontoglossum hunnewellianum</i> finally re-discovered</b> Stig Dalström	Pages 1-7
<b><i>Oncidium fuscatum</i> and its hybrids - Part 1</b> Jean Allen-Ikeson	Pages 8-15
<b>Hybridizing Notes - Andy Easton</b>	Pages 16-21
<b>President's Message - Robert Hamilton</b>	Page 22
<b>Editor's Note - John Leathers</b>	Page 22
<b>Farewell to Keith Andrew - Andy Easton</b>	Pages 23-24
<b>Dresden Orchid Show - Preliminary Program</b>	Page 25



## *Odontoglossum hunnewellianum* finally re-discovered

Stig Dalström

*Odontoglossum hunnewellianum* is presented as “a new and very elegant species of *Odontoglossum*”... “and none of those troublesome natural hybrids”, by Robert Alan Rolfe (1889). This species was originally collected near Bogotá by Oscar Bobisch and shipped to Frederick Sander, of St. Albans, and “a large number of plants were sent; but it is said to travel badly, so that the stock has been somewhat reduced in bulk.” (Rolfe, 1889). Rolfe continues: “Its affinities are perhaps not quite clear. If you look at the lip, you immediately think of *Odm. luteopurpureum*, for the shape is very similar, while the column-wings are much like those of *Odm. Pescatorei* [= *Odm. nobile*].”

A variety “*grandiflorum*” was described and beautifully illustrated in *Lindenia* 13, pl. 545 (Cogniaux, 1897), (Fig. 1). This particular plant appeared in an importation from Colombia and flowered in the collection of Lucien Linden & Co., at Moortebeck, Belgium. The flowers are described as far superior to the type and with a more colorful lip. When analyzing the *Lindenia* illustration of *Odm. hunnewellianum* “var. *grandiflorum*”, the suspicion grows strong that it is a natural hybrid between *Odm. hunnewellianum* and *Odm. spectatissimum*, which apparently



Fig. 1: *Odontoglossum hunnewellianum* var. *grandiflorum*.  
*Lindenia* 13, pl. 545.

are sympatric in some areas north of Bogotá. This hypothesis needs to be proven under artificial conditions though.

In the 1897 importation by Linden, a plant also appeared that displayed flowers of intermediate characteristics between *Odm. hunnewellianum* and *Odm. crispum* Lindl. It was exhibited at a meeting of *L'Orchidéeenne* on April 11, and received a First Class Diploma of Honor (Linden, 1897a). This plant was named "*Odontoglossum x Adrianae*", in memory of Lucien Linden's sister Adrienne. The description that accompanies the *Lindenia* plate 590 (Linden, 1897b), (Fig. 2), is rather obscure, however, in regards to whether this particular hybrid was made by Linden, or if it was imported as a natural hybrid.

In any case, the flowers are intermediate in shape and color of the two parents.

The following year, Rolfe reported that among imported plants from a new district north of Bogotá, where *Odm. crispum* and *Odm. hunnewellianum* occurred together, plants appeared that displayed



Fig. 2: *Odontoglossum x adrianae*. *Lindenia* 13, pl. 590.

intermediate flowers. Natural hybridization was suspected to be the cause. Rolfe also confirms that the type plant of this alleged cross; *Odm. x adrianae*, was indeed imported, hence a natural hybrid, according to writings by Lucien Linden (Rolfe, 1898b). By repeating this cross in a controlled environment, the hybrid could later be confirmed (Rolfe, 1907, 1915, 1919b). The spelling of the natural hybrid is here *Odm. x adrianae*, while the artificial cross is spelled *Odm. X Adrianae*. A plant of *Odontoglossum X Adrianae* was then crossed with *Odm. crispum*, which produced *Odm. X Fascinator*. This latter and highly variable hybrid was also recognized among imported plants (Rolfe, 1919c), which reveals some of the extreme challenges involved in *Odontoglossum* taxonomy.



Fig. 3: *Odontoglossum crispum* in situ, Cundinamarca.

Photo by Stig Dalström

To thicken the plot, we now have two white-flowered species; *Odm. crispum* (Fig. 3) and *Odm. nobile* (Fig.4) that apparently interbreed with *Odm. hunnewellianum*, and in the same general area north of Bogotá. This, of course, legitimizes the possibility of naturally occurring hybrids between *Odm. crispum* and *Odm. nobile* as well. According to notes by a Mr. J. M. Black, and partially by a Mr. J. Birchenall, plants of both species were found growing together at Simacota, north of the "Savannah plains" and about 25 miles NNE of Velez (Rolfe, 1919a). This



Fig. 4: *Odontoglossum nobile* in private garden, Bogotá.

hybrid was made twice under artificial conditions. It was first produced in 1898 by M. Jacob, and named *Odm. X Armainvillierense* after Baron Edmond de Rotschild, Armainvilliers, and then in 1902 by M. Vuylsteke as *Odm. x Ardentissimum* (Rolfe, 1919a). It is unknown to us whether any true natural hybrids between *Odm. crispum* and *Odm. nobile* really have been discovered, although the possibility certainly seems to exist. It is possible, of course, that some of the imported “better” forms of these species really were natural hybrids, and possibly involving *Odm. hunnewellianum* as well, particularly the spotted forms of *Odm. nobile*.

It also raises the question whether *Odm. hunnewellianum* evolved from natural hybridization between *Odm. nobile* and some brown-spotted species? Recent observations of *Odontoglossum hunnewellianum*, however, support Rolfe’s opinion that this indeed is a distinct and valid species. There is a strong consistency in the shape and coloration of the flowers from the original collections compared with present day observations of live flowers demonstrating that the genetic variability is rather limited, which would not be the case if natural hybridization was the producer of this taxon, at least not in relatively recent time. The floral morphology of *Odm. hunnewellianum* is also very distinct in itself, particularly in the

color and shape of the lip and its callus, and different from any other *Odontoglossum*.

*Odontoglossum hunnewellianum* has remained rare in cultivation and herbaria since the nineteenth century collections and has been virtually unknown among growers and taxonomists until present days. A single plant in flower was found in the collection of Colomborquídeas near Medellín in 1989 (Fig. 5) by author Dalström, who photographed it, preserved



Fig. 5: *Odontoglossum hunnewellianum*, cultivated by Colomborquídeas.

flowers in alcohol and pressed the inflorescence (S. Dalström 1265, SEL). Nothing was known about the origin of this plant other than it had arrived together with plants of *Odm. nobile*. A few days later plants of *Odm. nobile* were found in a private collection outside Medellín. One plant displayed flowers with pure white sepals and petals (S. Dalström 1306, SEL), and one had brown spots on the sepals and petals (S. Dalström 1306-A, SEL), (Fig. 6). When the flowers were closely analyzed and illustrated, it became clear that the spotted flowers were morphologically intermediate between *Odm. nobile* and *Odm. hunnewellianum*,



Fig. 6: *Odontoglossum x pauwelsianum* (?), in private garden, Medellín.

suggesting a hybrid origin and thus supporting that they occur together at least at El Taladro in the Department of Santander, Colombia, at 2300 – 2400 m, where these particular plants supposedly came from. The alleged natural hybrid between *Odm. nobile* and *Odm. hunnewellianum* is named *Odm. x pauwelsianum* and what little we know about its history can be read in *Orchid Review* 1898: “For a group of fifty exotic Orchids (Amateurs), M. F. Pauwels, of Antwerp, was the only competitor, and was awarded the second prize (a Gold medal worth one-hundred francs).” ...”*O. X Pauwelsianum*, a pretty cream-coloured flower spotted with brown, and a lip recalling *O. Hunnewellianum*, from which it is suspected to be a hybrid.” (Rolfe, 1898).

After some considerable research in old publications by Dalström, Guido Deburghgraeve of Liedekerke, Belgium and fellow *Odontoglossum* enthusiast Antonio Uribe of Bogotá, a dedicated effort was made in May of 2018 to find the whereabouts of the elusive *Odontoglossum hunnewellianum*, if living populations still existed. Names of known localities where this species had been collected were located on the map and visited one after the other. Local villagers and plant lovers were approached and shown

photos from the Colomborquideas plant, and asked if they had seen this flower. Gradually day by day a “trail” was picked up that eventually led to a small town where a local “*matero*” (professional plant collector) was said to possibly have some plants of this unusual looking orchid. The *matero* was fortunately at home and the *Odontoglossum* search team was welcome to visit his garden, where immediately two plants of *Odm. hunnewellianum* were discovered in bloom (Fig. 7)! A great and joyous day indeed! Four plants in total were acquired for propagation after some pricy negotiations, and placed in a secure greenhouse. These plants will hopefully father gen-



Photo by Stig Dalström

Fig. 7: *Odontoglossum hunnewellianum*, in private garden.

erations of artificially produced seedlings that will be made available to dedicated growers. A more important goal is to try and re-introduce plants into appropriate habitats for conservation purposes.

In conclusion, the specific status of *Odontoglossum hunnewellianum* is without a doubt valid. When looking up this species on the World Checklist of Selected Plant Families (WCSP, 2018), however, we get a very different view of how this taxon has been handled. Rolfe made it quite clear in his original description in 1889 that he was describing a valid species, something we concur with after having seen and analyzed several flowering plants collected in the wild and compared with the type specimen at Kew. But somehow this taxon is listed as “*Odontoglossum x hunnewellianum* Rolfe” in the WCSP, and

apparently considered to be a hybrid. This is difficult to understand, not only because Rolfe's strong opinion that what he described really was a valid species but also because no living plants have been reported for a long time to our knowledge that can confirm a hybrid theory. We therefore need to go one step further and find out where this "hybrid" idea comes from. According to the WCSP (2018) the accepted nomenclature for *Odm. hunnewellianum* turns out to be "*Oncidium x adrianae* (Linden) M.W.Chase & N.H. Williams", and the alleged parents are supposed to be *Odm. nobile* and *Odm. luteopurpureum*. We strongly disagree with this conclusion for several reasons. First of all, the natural hybrid that was named "*Odm. x Adrianae*" (Fig. 2) came from a region where *Odm. crispum* and *Odm. hunnewellianum* occur sympatric and was originally described by Lucien Linden in 1897, and included in *Lindenia* the same year. The date "1897" is confirmed by Rolfe (1898b), and by Cogniaux (1901). It is also confirmed by Rolfe (1898b), based on information from Lucien Linden that *Odm. x adrianae* was imported together with both parent species and hence was a natural hybrid and not an artificial one (Rolfe, 1898b). What adds a twist to the story here is that Cogniaux (1901) includes a plate of what clearly is the true *Odm. hunnewellianum* as "*Odontoglossum adrianae*" in his Dictionnaire Iconographique des Orchidees, "*Odontoglossum*, hybr. PL 10 (Fig. 8). And his "*Odontoglossum hunnewellianum*" on plate 20 (Fig. 9) looks like something that may be a hybrid involving that species to a high degree but also appears to include something else as well. Perhaps the two

plates were mixed up? If one was to speculate then plate 20 may represent a back-cross of *Odm. x adrianae* with *Odm. hunnewellianum*. It is also possible that the yellowish hue of the lip may be the result of aging flowers. The callus on the lip appears to be shining white though, which is a typical feature for *Odm. hunnewellianum* and which easily separates it from other species and hybrids with a yellow callus.

The artificial cross between *Odontoglossum crispum* with *Odm. hunnewellianum* was made in cultivation and proven true as the real "*Odm. x adrianae*", but as *Odm. X Adrianae* (Rolfe, 1907, 1915, 1919b). It is therefore uncertain where this WCSP "hybrid" the-



Fig. 8: *Odontoglossum hunnewellianum*, as "*Adrianae*".  
Dictionnaire Iconographique des Orchidees, pl. 10a.



Fig. 9: *Odontoglossum* cf. *hunnewellianum*. Dictionnaire  
Iconographique des Orchidees, pl. 20.

ory originates. It may have come from Bockemühl's treatment of *Odm. hunnewellianum* as a hybrid in her monograph of the genus (1989), where it is considered to be the same as *Odm. x horsmanii* Rehb.f., which was described in 1880 and hence has priority. This particular epithet ("*Odm. x horsmanii*") is considered a synonym of *Onc. x adrianae* by Chase and others (2008), in their transfer of the genus *Odontoglossum* into *Oncidium*, despite being described nine

years earlier. This is why the nomenclature gets confusing! Reichenbach described *Odm. horsmanii* as a species or “possible hybrid” (“potius hybrid”) in honor of the collector Fred. Horsman (spelled with one “n”) who found the plant somewhere near Ocaña and sent it to the New Plant and Bulb Company, Lion Walk in Colchester. Reichenbach writes: “Lip broad, cuneate at base, obscurely pandurate, tooth-letted, with two bidentate ancipitous linear diverging keels before the disc, having enclosed a thick tumour and each outside, arching towards the base, thickened furrowed plates, showing small obscure teeth at the rounded outer border. The whole of this callus is orange-coloured [!], and there is a dark cinnamon blotch on the disk in front.” (Reichenbach, 1880a). Reichenbach speculates that it is a hybrid between *Odm. nobile* (as *Odm. “Pescatorei”*) and *Odm. luteopurpureum*, “represented in that neighbourhood by rather indifferent varieties.” (Reichenbach. 1880a).

It is uncertain to us whether *Odm. luteopurpureum* as a true species actually occurs (occurred) somewhere near Ocaña. But we do know that both *Odm. spectatissimum* and *Odm. tripudians* do. The latter may therefore be a potential parent in combination with *Odm. nobile* to *Odm. (x?) horsmanii*. It is also quite possible that Mr. Horsman falsified (or forgot) the true origin of his collection, which is not unheard of among plant collectors even today. The reason why we suspect this, is that the description of *Odm. horsmanii* very well fits a form of *Odm. luteopurpureum sensu lato* that occurs on the central cordillera in the state of Antioquia, and is known as *Odm. “sceptrum”*. In addition, the description of *Odm. horsmanii* does not fit the real *Odm. hunnewellianum* at all, particularly the shape and color of the lip and its callus.

So where did this misidentification originate? It is possible that Bockemühl got her impression that *Odm. hunnewellianum* is a hybrid from Helmut Schmidt-Mumm, a late orchid grower from Bogotá. Schmidt-Mumm may have showed Bockemühl a drawing of a flower of *Odm. “sceptrum”* which is labeled “*Od. hibrido Od. (Hunnewellianum)*” (Fig. 10). This drawing is not of a hybrid but of a rather typical round-flowered form of *Odm. luteopurpureum* as it occurs in Antioquia and further south along the central cordillera; the “*sceptrum*” form (Fig.11), together with more “regular-looking” forms. Since



Fig.10: Helmut Schmidt-Mumm drawing of *Odontoglossum “hunnewellianum”* (= *Odm. luteopurpureum sensu lato*).

the real *Odm. hunnewellianum* was unknown in cultivation at the time (at least under its true name), this may explain the origin of *Odm. horsmanii* being the same as *Odm. hunnewellianum*, and as a hybrid. It does not explain the conclusion that *Odontoglossum hunnewellianum* is the same as *Odm. x adrianae* though as concluded by Chase and others. The plate in *Lindenia* that shows the original *Odm. x adrianae*



Fig. 11: *Odontoglossum luteopurpureum sensu lato*, Munchique, Cauca. Photograph by Gilberto Escobar # 867.

(Fig. 2) is very different from the real *Odm. hunnewellianum* (Fig. 7) and a mix-up should not be possible.

Photo by Stig Dalström




Fig. 12: *Odontoglossum* cf *x adrianae*, in private garden.

So where does this error originate? Since *Odontoglossum x adrianae* was originally believed, and later proven to be a natural hybrid between *Odm. crispum* and *Odm. hunnewellianum* (Fig. 12), it simply cannot be the prioritizing name for one of the involved parent species, which were described earlier anyway. The explanation for this nomenclatural somersault comes partially from an accidental error in the year of the description of *Odm. x adrianae* in WCSP (2018) as “1879” instead of 1897, the latter date being the correct date. This nomenclatural mistake is also the result from quoting older publications and on-line orchid lists without comparing the involved types and their descriptions before making taxonomic and nomenclatural transfers. We all make mistakes, but double-checking original data are always a good strategy.

Stig Dalström  
2304 Ringling Boulevard, unit 119, Sarasota FL 34237,  
USA  
Lankester Botanical Garden, University of Costa Rica,  
Cartago, Costa Rica  
National Biodiversity Centre, Serbithang, Bhutan  
stigidalstrom@gmail.com; www.wildorchidman.com

## Literature cited

- Bockemühl, L. 1989. *Odontoglossum*, a Monograph and Iconograph. Brücke-Verlag Kurt Schmiersow, D-3200 Hildesheim, Germany.
- Chase, M. W., N. H. Williams, K. M. Neubig & W. M. Whitten. 2008. Taxonomic transfers in Oncidiinae to accord with *Genera Orchidacearum*, vol. 5. *Lindleyana* (Dec.):20-31.
- Cogniaux, A. 1897. *Odontoglossum hunnewellianum* var. *grandiflorum*. *Lindenia* 13: 37, 38, pl. 545.
- \_\_\_\_\_. 1901. *Odontoglossum Adrianae*. *Dictionnaire Iconographique des Orchidées, Odontoglossum hybrids*, pl. 10.
- Linden, L. 1897a. *Odontoglossum x Adrianae*. *Noveautés*, In *Sem. Hort.*, 1(2): 150.
- \_\_\_\_\_. 1897b. *Odontoglossum x Adrianae*. *Lindenia* 13: 31, pl. 590.
- Reichenbach, H. G. fil. 1880a. *Odontoglossum horsmanii*. *New Garden Plants. Gard. Chron.* 2(13): 41.
- Rolfe, R. A. 1889. *Odontoglossum hunnewellianum*. *New or Noteworthy Plants. Gard. Chron.* 3(6): 67.
- \_\_\_\_\_. 1898. *Odontoglossum x pauwelsianum*. *Orchids at Ghent. Orchid Rev.* 6 (65): 137 – 142.
- \_\_\_\_\_. 1907. *Odontoglossum x Adrianae*. *Orchid Rev.* 15(171): 93.
- \_\_\_\_\_. 1915. *Odontoglossum x Adrianae* raised artificially. *Orchid Rev.* 23(269): 146.
- \_\_\_\_\_. 1919a. *Odontoglossum x Armainvillierense* and *O. x Ardentissimum*. *Graphic histories-2. Orchid Rev.* 27(): 20 – 22.
- \_\_\_\_\_. 1919b. Variation in *Odontoglossum crispum*. *Orchid Rev.* 27(317):70, 71.
- \_\_\_\_\_. 1919c. *Odontoglossum x Fascinator*. Our note book, *Orchid Rev.* 27(319): 101 – 104.
- WCSP. 2018. World Checklist of Selected Plant Families. Facilitated by the Royal Botanic Gardens, Kew. Published on the Internet; <http://wcsp.science.kew.org/> Retrieved 8 October 2018.

# *Oncidium fuscatum* and its hybrids

## Part 1 of 2

Jean Allen-Ikeson

Reprinted with permission of Jean Allen-Ikeson from the original publication in *Orchids – The Bulletin of the American Orchid Society*, September & October 2016 Website - [aos.org](http://aos.org).

Photo by Ron Parsons



*Oncidium fuscatum*

*Oncidium fuscatum* is not a name that invites a second look unless you are familiar with this species. ‘Fuscatum’ almost sounds like an insulting word someone might hurl at you if you cut them off on the highway. The word actually means something more benign like dark. The red-brown or red-purple on the sepals, petals and lip fits that description. The intensity is marvelous and can produce stunning results in its hybrids.

There are currently 129 first-generation offspring and multiples of that in further generations. Many of these are still available and popular even if they were originally made decades ago such as *Oncidium* (*Onc.*) *Debutante* (1960), *Onc.* *Pupukea Sunset* (1989) and *Onc.* *Irene*



*Oncidium Debutante 'Fredensborg'*

Reprinted from the website Larsen Twins Orchids [www.larsen-twins.dk](http://www.larsen-twins.dk)



Photo by Hendrik Verstraete

*Oncidium Pupukea Sunset "alba"*

Reprinted from the website Petrens Orchid Shop [www.petrensorcidshop.eu](http://www.petrensorcidshop.eu)

(1918). More recently, Jim McCully registered the yellow-green and white *Onc.* *Irish Mist* using a line-bred alba version of the species in 2009. Glen Barfield produced *Oncostele* (*Ons.*) *Succubus* in 2007 that is so dark that it borders on an elusive black orchid. Its combination of intense, dark color, form and floriferousness garnered an Award of Quality (AQ) from the American Orchid Society for an impres-



*Oncidium Irish Mist 'Wintergreen'*

Reprinted with permission from James McCully



sive display of twelve clones. The clone ‘Sauvignon’ received an AM/AOS as part of the AQ/AOS. *Oncostele Succubus* is a third-generation hybrid of *Onc. fuscatum* crossed back to *Onc. fuscatum*.

Perhaps naming the species *fuscatum*, meaning



*Oncostele Succubus*

dark, starts to make sense when you see the intensity of color in the hybrids that is evident for generations. Crosses with species or hybrids that have spotted or barred sepals and petals often come out with solid to near solid-colored segments thanks to this

species. A branching inflorescence produces a stunning display of numerous flowers in hybrids and, in some, an overall presentation like a flattened Christmas tree. *Oncidium fuscatum* was first found by E. F. Poeppig in 1830 near Cuchero in the Peruvian Andes. Reichenbach was the first to refer to it as *Miltonia (Milt.) warscewiczii* in 1856 in *Xenia Orchidacea*. A color plate labelled *Oncidium fuscata* appeared in *Flore des Serres et des Jardins de L'Europe* in 1851. In 1894, it was described again as *Milt. warscewiczii* in Williams' *The Orchid Grower's Manual* along with a variety called ‘Weltoni’ that had been originally illustrated in *Illustrated Horticulture* and an alba variety referred to as ‘Xanthina’. Williams acknowledged *Onc. fuscatum* as a synonym. ‘Weltoni’ was also treated as a species in horticulture during this period as *Oncidium weltoni* or *Odontoglossum (Odont.) weltoni*.

To add further confusion, Brieger and Lückel (1983) transferred it to genus *Milionioides*. Taxonomists would lament that it really did not fit with *Miltonia* and Bechtel, Cribb, and Launert (1992) commented on the transfer to *Milionioides* as “The placing of this species in *Milionioides* is perhaps contentious but it equally seems out of place in other allied genera”. How succinct this comment is considering the confusion that had swirled around naming the species for nearly a century and a half. Not to be left out, Senghas and Lückel (1997) transferred *Onc. fuscatum*

to *Chamaeleorchis warscewiczii*. Their ascription did not last long.

The Royal Horticultural Society (RHS) has accepted *Onc. fuscatum* as the proper name for registration of hybrids since 2002 based on Reichenbach's description and use of that name in 1863. This decision by the RHS was based in part by support from molecular data that placed the species in *Oncidium*. So rather than to introduce confusion, modern technology has settled the conundrum.

The species was found in Peru, Ecuador, Colombia and, later with a bit of variation, in Panama. Moir (1970) quoting from *Veitch's Manual* wrote that plants were found “growing on small trees and shrubs close to the ground and on moss-covered stones at 2,000-3,000 feet (600-900 m) elevation, near Rio Verde, in the province of Antioquia (Colombia). A plant exhibited at a meeting of the Royal Horticultural Society in October, 1869, was probably the first that flowered in this country (England). . . . the only species in the genus (*Miltonia*) yet known with a panicle-type inflorescence, the flowers of which vary considerably in colour in different plants.”

Goodale Moir (1970) tried to sort out the variation in color by suggesting four ‘distinctive forms’. The first is the type that has ‘pink, mauve or purple flowers’ with white on the edges of the sepals, petals and distal area of the lip. We mostly conjure an image of *Onc. fuscatum* with dark red-brown or red-purple marking and deep maroon on the lip. When he refers to pink or mauve flowers, he is describing color variation from dusty pink markings to mauve to purple or maroon. The lighter varieties are less attractive and less likely to have been used in hybridizing for that reason. The form of the lip is striking in that it can be markedly convex, although some clones are flatter. Williams (1894) says “the sessile lip is nearly orbicular, deeply lobed, of a velvety brownish-purple margined with rosy-lilac, giving a roundish outline to the purple area, in the midst of which there is a transversely oblong shining patch, which from being glossy appears to be a different colour; there is also a yellow spot on the disk; the column is very short, purple at the base.” However, if you look at the alba form, you will notice that this ‘oblong shining patch’ remains yellow. It might be assumed that the light

yellow patch underlying the overall 'pink, mauve or purple' on the lip does affect the color in the normally pigmented type. Sometimes there is a distal area of the lip that is strongly white and extends as a picotee around the edge of the lip. Other times, the red-purple to maroon color of the lip bleeds into the white as fainter streaks or almost as a blush. Schweinfurth (1961) in the *Orchids of Peru* refers to this as variegation. Forms with dark, crisp colors work better as parents of hybrids.

The second is 'Weltoni,' which has as previously described, yellow edging to the sepals and petals. The yellow appears to be a background color because the red-purple markings on the sepals and petals are commonly described as red-brown, likely from being an overlay to yellow rather than white. The form of the flower and the shape of the plant supposedly varies from type. Williams (1894) says "in its flat oblong pseudobulbs, oblong leaves, and paniculate inflorescence, it is quite like the type, but the flowers appear to be smaller, and the sepals and petals have ground colour olive-brown, with the tips yellow instead of white; the lip is smaller, roundish-ovate, bilobed, but without an apiculus; the purple colour is cut off straight at about two-thirds the length of the lip, and the apical parts distinctly white." Moir (1970) reports that the pseudobulbs are shorter than in type. Although the flowers are smaller, this variety or a cross of it with type became the dominant form used in hybridizing over the last 50+ years.

The third form is var. *Xanthina* and was described as having flowers with yellow markings on a creamy-white background with white on the edge of the lip (Williams 1894). Although this is probably the alba form that has been awarded and used in hybridizing, the description is different from the albas we see today. The vast majority now have chartreuse or light green sepals and petals. Jim McCully (pers. comm.) has tried to create a superior alba breeding clone. He sibbed 'Weltoni' with an alba form commonly available in the 1980s that originated at McLelland's. All the resulting progeny were of a muddied color with various branching characteristics. He then sib crossed two superior forms selected for growth and inflorescence. The resulting swarm was approximately 25% alba, some with very compact, well-branched inflorescences. From this, he then selfed a superior form

to produce a number of stunning clones with flatter lips, strong yellow color and, most importantly, numerous flowers up and down the spike. The entire resulting swarm was alba. Barfield (pers. comm.) lamented that most alba clones only had a few flowers at the end of the inflorescence, so this is a huge improvement. Interesting hybrids with yellow color have been made by various hybridizers using albas.

Moir's (1970) fourth variety is referred to as 'Panama' as it was found in the dry forests around Cerro Joffa on the west side of the Panama Canal. He describes the growth as more vigorous and the flowers are similar to the pink form (a paler, less color-saturated form of type) but are entirely covered with a maroon flush. Both he and Dressler (1993) describe plants from Panama as having white tips to the sepals and petals. The leaves are narrower but the plants have long, thin pseudobulbs like the type but in contrast to 'Weltoni'. The most successful crosses (Moir, 1973) "have been with the Panama strain with the all over maroon sheen to the flower or with the hybrid of it with var. *Weltoni*". Moir crossed this 'Panama' with 'Weltoni' and then sib-crossed it to produce a clone with larger flowers, flatter oval pseudobulbs, broad short leaves and less yellow on intensely colored flowers. Unfortunately, his clone of 'Panama' was stolen from his garden shortly after he harvested the cross of 'Panama' and 'Weltoni'. This was unfortunate because he felt that the few hybrids he had made with 'Panama' "stand out above the rest" (Moir, 1978).

*Oncidium fuscatum* has other characteristics that make it a good parent. It is adaptable to the cool side of intermediate to warm-intermediate conditions and seems to be relatively immune to disease. There is a mild, medicinal fragrance, although apparently the alba form does not retain it. The pseudobulbs are flattened and 'close growing', which is transferred to hybrids helping to make them compact. Barfield (pers. comm.) says that the 'Weltoni' clone, which he used in hybrids, was very compact and brought the overall size of the inflorescence down from the up to 24 inch (60 cm) length of the typical form. This was an important characteristic for commercial growers who produce pot plants because they need to fit in a box. The more you can fit in a box, the more you can fit on a plane or truck. That being

said, having the inflorescence easily visible and not compressed into the foliage is desirable. Neither he nor McCully (pers. comm.) report to ever using the type with white tips to the sepals and petals rather than yellow 'Weltoni'.

Branching inflorescences also create a dramatic display of 2 inch (5 cm) flowers. Fitch (2004) describes this as 'creating the impression of a swarm of bees'. The sepals and petals are ruffled but this is reduced when crossed with species and hybrids that are relatively flat. The lip is shaped like a shield in that it is convex and looks like a longitudinally stretched circle. Some clones are relatively flat with a larger lip. Breeding this convex form out can be a challenge.

The flowers last a relatively long time. McCully (pers. comm.) reports that twice a year blooming depends on the clone and perhaps the environment. He finds his 'Weltoni' blooms once a year in October in Hawaii. Because his original alba comes from a higher altitude, it is free flowering and regularly blooms spring and fall. Hybrids with it will often bloom twice a year. The species often produces two to three spikes per pseudobulb. Moir's (1970) experience with *Onc. fuscatum* is that it "has the habit of making a flowering on the outer end of the spike first, then after all these have gone it will make a flowering closer to the plant and can sometimes have a third flowering; the whole period lasting over many months." He clarified this (Moir 1982) by pointing out that the 'branching peduncle which after flowering will send out additional small branches and flower again.'

## HYBRIDS

There are four waves of hybridizers registering crosses with *Onc. fuscatum*. The first was dominated by Charlesworth Ltd and Sanders in England over the first third of the Twentieth Century. The next began with Goodale Moir's first registration in 1958. He dominated the scene for the next 25 years. Ernest Iwanaga registered fewer hybrids during this period but some of these went on to be the most important *Onc. fuscatum* hybrids. A few other hybridizers tried their hand in between Moir and the breeders of the last 20 years such as the Rod McLelland Co. More recent registrations have come primarily from Hawaii (most of these from Jim McCully who currently operates Mauna Kea Orchids and Glen Barfield's Okika) with Milton Carpenter's Everglades nursery as the primary exception in Florida.

The potential in *Milt. warscewiczii*, later accepted as *Onc. fuscatum*, was recognized early on. The first hybrid is described by Rolfe and Hurst ((1909, p. xix) in *The Orchid Stud-Book* as *Odontioda Lairesseae*, a cross between *Odontoglossum (Odm.) crispum* and *Milt. warscewiczii*. Now, of course, both species are in *Oncidium*, and *Odm. crispum* has become *Oncidium alexandrae*. "Odontioda X Lairesseae was raised by M. A. de Lairesse, of Liege, Belgium, from *Odontoglossum crispum* crossed with the pollen of *Miltonia warscewiczii*, and received an Award of Merit from the R.H.S. on July 20th, 1905. It is most like the pollen parent in habit, as well as in the colour of the flowers, which, however, are larger and modified in shape".

The common use of *Onc. fuscatum* as a pollen parent rather than as pod to add intensity of color was also likely due to the growth habit of early jungle-collected species that was not seen as desirable by early breeders. The great orchid houses of Sanders and Charlesworth went on to make eleven and ten hybrids respectively. Only one was made by Charlesworth using *Onc. fuscatum* as a pod parent. In all the other cases, its pollen was utilized. Most of these crosses were made with what we refer to in horticulture as odontoglossum-type species or hybrids, which generally have broad sepals and petals, and are spotted. The lip is frequently less dramatic than the sepals or petals.

There were a few exceptions. The first was a hybrid made by Sanders using the tangerine-orange-colored *Oncidium noezlianum* and called *Onc. Cooperi*. Unfortunately, no further hybrids were made using this cross. However, Charlesworth made *Oncidopsis* (*Oip.*) *Lilian* in 1919 using *Onc. fuscatum* on *Oip. Harwoodii*. This parent is a cross respectively between *Miltoniopsis* (*Mps.*) *vexillaria* and *Onc. noezlianum*. In all likelihood, Charlesworth wanted the intensity of color, color spread and floriferousness of *Onc. fuscatum*, the orange tones of *Onc. noezlianum* with its wider segments and flatter form, and the full shape of *Mps. vexillaria*. This must have been successful as they made three more hybrids using *Oip. Lilian*, one in each of the following three decades. It was obviously worthwhile enough to maintain it on the stud bench.

Perhaps crosses with *Onc. noezlianum* were always tempting because of the color. Charlesworth used another cross between *Onc. noezlianum* and *Oncidium harryanum* for a hybrid that they must have liked so well that they named it *Odontioda Charlesworthii* in 1908. *Oncidium Charlesworthii* (1908) as it is now called was in turn crossed with *Onc. fuscatum* to make *Onc. Eros* (1921). Beit also made a cross using *Onc. Cooksoniae* (1909) and named it *Onc. Thera*. The pollen from *Onc. noezlianum* had been used by Cookson on the famous odontoglossum-type parent, *Onc. Ardentissimum*, to make *Onc. Cooksoniae* (1909). Like most of these early hybrids, they were not taken any further.



*Oncidium Irene* 'Christmas Carol'  
at Smith College Botanical Garden

The one exception is *Onc. Irene*, which is a cross with the star-shaped *Oncidium hastilabium*, which became known in 1918 from Charlesworth. It is still available commercially and present in many collections, particularly the more recent 'Mamau' clone, which received an HCC/AOS with 62 flowers and 12 buds on a single inflorescence, grown by Barfield's Okika nursery in Hawaii. An AM/AOS was granted the following year in Florida to the clone 'Orchid Island'. McCully has registered five hybrids with *Onc. Irene* since 2003. His *Onc. Red Jewel* has another *Onc. noezlianum* cross also named *Onc. Charlesworthii* (1910) as the other parent. With the extensive taxonomy changes brought about by DNA analysis, there are a number of crosses in which the grex name was given to two or more hybrid genera. Now that these are in the same genus, they are distinguished from one another by a year date after the name, which indicates the year in which they were registered. So that is why we have both a *Charlesworthii* (1908) and (1910).

So what happened to all these crosses made by Charlesworth and Sanders? Moir (1970) wrote to Jack Greatwood, who represented Charlesworth & Co., and David Sander of the firm Sanders. He asked why breeding had come to a stop and most of the hybrids were not used again. Apparently the records had been lost on most of the hybrids, no doubt because the period between WWI and WWII had been tumultuous. However, both wrote back that the flowers were "not big enough to satisfy the flower sale for big blossoms". Moir also asked if sterility had been a factor. Apparently it was but neither knew whether or not it had come from using the hybrids as pollen or pod parents, which has been a common problem in hybridizing in *Oncidiinae* according to Moir.

When *Onc. fuscatum* is used as the pollen parent on an odontoglossum-type hybrid, the size of the flower is closer to the pod parent. In reverse, when it is used as the pod parent, the flowers are smaller than the geometric mean of the two parents. The reverse is true for branching. It is often lost when *Onc. fuscatum* is used as the pollen parent (McCully pers. comm.). Moir was convinced that the main reason that *fuscatum* hybrids came to a halt in the period after WWI in the UK is that the English nurseries were using poor forms of the species. He tried and failed

to locate some of these early hybrids on a visit to England in 1960. So he never saw the hybrids. Since the records were lost according to Greatwood and Sander, he had no grounds that I can find in his writings for declaring that they had used inferior forms of the species except that he finally mentioned that they did not have the superior, he felt, form called 'Panama' (Moir 1978). Color plates from the 1800s published in the UK and France during this period look better than many of the type forms around today.

Interestingly, they reported that disease had not been a problem. More recently, McCully (pers. comm.) told me that offspring of *Onc. fuscatum* are prone to edema (see Bottom, September, 2015, *Orchids* for a description of this problem) and offspring of the alba form are particularly susceptible when grown under Hawaiian conditions. He, however, uses *Onc. fuscatum* 'Weltoni' or the alba form in his crosses. Of note, the alba clone that McCully developed does not often show edema. Moir (1970) believed that Charlesworth and Sanders used the pink form of the species, although he presents no evidence for that. Perhaps Greatwood and David Sanders did not remember such problems or perhaps they were not apparent when the species and hybrids are grown in England's cool conditions.

The next surge in hybridizing was dominated by Goodale Moir. We can conjure an image of the mad scientist, but surely Moir was the mad hybridizer at least in *Oncidiinae* and the lesser-known genera of *Laeliinae*. He is credited with making over 1200 hybrids that were registered by him or others. One of Moir's best traits is that he did register many of his crosses, kept meticulous records and recorded his results in numerous articles and, with his wife May, four softback books. This obsessive nature has provided the rest of us with a wonderful historical record. Many large-scale hybridizers only register 10-20% of their hybrids, which are the ones that may have some merit, and few write about their efforts and failures. Often the failures or sterility problems are nearly as important as the stars. Otherwise hybridizers keep trying to reinvent the wheel and fail.

Moir grew up in Hawaii but was educated as a sugar physiologist at Cornell University in New York. His obsession was with orchids, however, and he was

one of the first to experiment with intergenerics on a large scale. He and May created a unique garden called Lipolani at Nu'uaniu that attracted numerous visitors. Many of his orchids grew there and he experimented extensively with the effect of microclimates on flowering (Bornhorst 2001).

Moir (1970) admits to making around 300 crosses with *Onc. fuscatum*, although not all were attributed to him. He experimented extensively with green-pod time and came to the conclusion that 60% maturity at harvest worked the best. Interestingly, he had other people do his flasking and used seven flasks over 17 years. Part of the reason that he was able to make so many varied crosses is the long-blooming period of *Onc. fuscatum*, which made pollen or flowers available for pollination over many months.

Moir took a plant of *Oncidium cariniferum*, which is a tropical orchid that he collected in Panama, and a flower from *Onc. fuscatum* 'Panama' to Ernest Iwanaga soon after he started living at Lipolani. Iwanaga made the cross at his request that was later registered in 1960 as *Odontioda*, now *Oncidium*, Debutante by him, although Moir reports that the cross was actually made by Mrs. Ernest Iwanaga. *Oncidium cariniferum* is an unlikely parent. The sepals and petals are narrow and pointed, and the petals come together to nearly 'hold hands'. They are also concave, whereas the sepals and petals of *Onc. fuscatum* are convex and ruffled along their margins. The lip is mostly sparkling white and cupped in contrast to *fuscatum*'s shield-shaped lip.

The result was first-time lucky for Moir as *Onc. Debutante* is flatter than either parent but retains the deep maroon to mahogany markings on the sepals and petals in most clones. This hybrid went on to become the most successful *Onc. fuscatum* first-generation hybrid. Fifty-two, first-generation hybrids have been made with it. The American Orchid Society has granted 12 awards to 11 clones of which two were CCM/AOS and the highest Award of Merit was an 83-point AM/AOS given to the clone 'Lois' in 1965. In 1989, *Odt. Debutante* 'Elegant Maiden' received an AM/AOS of 82 at the Greater New York Orchid Show with 194 flowers in a 'dramatic display' on three inflorescences.

Photo by Peter Luecke



*Onc.* Jungle Monarch ‘Own Selection’  
Reprinted from Sunnyview Orchids

The next generation produced numerous successful hybrids of *Onc. fuscatum*. Among the most successful are *Onc.* Jungle Monarch (x *Oncidium maculatum*), *Oncostele*

Photo by Alex Maximiano



*Ons.* Lorraine's Fourteenth WOC

*Oncostele* Catatante is a cross made by Jim McCully in 2002 between *Onc.* Sphacetante and *Ons.* Wildcat, one of the most popular hybrids ever made in the *Oncidium* alliance.

Linda Isler [x Margarete Holm (1988)], *Ons.* Lorraine's Fourteenth WOC (x *Ons.* Rustic Bridge, another *Onc. fuscatum* hybrid), *Onc.* Pacific Pagan (x *Onc.* Jimbo, yet another *Onc. fuscatum* hybrid) and most successful of all, *Onc.* Sphacetante (*Onc.* Debutante x *Oncidium sphacelatum*). *Oncidium* Sphacetante received two AOS awards and was used in 48 registered hybrids. Moir (1982) remarked that when *Onc. fuscatum* was crossed on odontoglossum-type orchids, the resulting red-velvety flowers were gorgeous, but that subsequent crosses to yellow were “anything but pleasing”. The modern breeders seem to have avoided that pitfall for the most part.

*Oncostele* Wildcat is a cross of *Onc.* Crowborough (1965) ‘Spice Island’, which had butterscotch-colored flowers, and *Ons.* Rustic Bridge. So *Ons.* Catatante goes to *Onc. fuscatum* via both parents. It is worth noting that one of the parents of *Onc.* Crowborough (1965),



*Oncostele* Catatante ‘Sun King’

Photo by Jim McCully

an odontoglossum-type hybrid, was *Onc.* Golden Guinea, which became an important building block in yellow odontoglossum breeding. This parent was unusual for the 1960s in that it was a nonfading yellow, produced two spikes per pseudobulb and had a wide flat lip (unknown author 1959).

Clones of *Ons.* Catatante are described as having burnt orange, pumpkin or copper brown markings on the sepals and petals that makes this hybrid dramatic

and with exciting color. The lip is a contrasting yellow with basal suffusion of burnt orange. One of the more interesting new hybrids from this line is

Photo by Jerry Meola



*Onc.* Pacific Pagan  
Photo from Pelican Coast Farms, Inc.



*Oncostele* Wildcat  
photo by Greg Alikas

Photo by Jim McCully



*Ons. Firecat* 'Highlight'

*Ons. Firecat*, a cross with *Onc. California Fire*, a more red than orange odontoglossum-type hybrid with the distal two-thirds of the lip a bright clear yellow. McCully further sibcrossed *Firecat* and was

rewarded with a red-

der flower and even more rich yellow on the lip. The contrast is stunning. Two other recent hybrids of *Catatante* with strong near-red color are *Ons. Tom Cat*, a cross with the red odontoglossum-type hybrid, *Onc. Geneva Red*, and *Ons. Warm Memories* (with *Onc. Merlot*, another deep-red odontoglossum-type hybrid). Both have the wider segments of the other parent.

Moir would be stunned to see the amazing cross of *Catatante* and *Onc. George McMahan 'Elf- ish Gold'*, a patterned, rich-



*Oncostele Tom Cat* 'Firestorm'

Photo by Jim McCully

yellow odonto-

glossum-type hybrid. The cross, *Ons. Solari* was registered in 2014 by McCully. Wow. Wide sepals and petals, nice lip and fairly flat is a good start. But the color: rich yellow background with large red overlays of almost equal size on the sepals, petals and lip. The red overlay results in a rich, clean, saturated brown-red. No mud here. The yellow extends as a narrow picotee around the segments.

Photo by Jim McCully



*Oncostele Warm Memories* 'Wild Fire'

Although *Ons. Catatante* was made in 2002, there are already 44 hybrids registered with it as a parent. *Oncostele Catatante* is well on its way to becoming as significant and popular a hybrid and parent as its famous and popular parent and grandparent.



*Oncostele Solari* 'Coronal'

Photo by Jim McCully

The first hybrid Moir made with *Onc. fuscatum* 'Weltoni' was a cross with *Gomesa* (Gom.) *micro-pogon* called *Oncidesa* (*Oncsa.*) *Fiesta*. The second was made using the pollen from *Oncidium harriso- nianum* and called *Onc. Red Crest*. Both of these hybrids were made with a clone of 'Weltoni' that he received from a friend in Puerto Rico (Moir 1961). They were smaller-growing plants carrying striking yellow, red and brown flowers with 'an overall sheen like they had been waxed'. Moir (1970) reports that the pollen parent kept the hybrid heavy leaved and dwarfed. Next he placed the pollen of *Gomesa blanchetti* on *Onc. fuscatum* to make a rather atypical-looking hybrid called *Oncsa*. Frills, which was a compact plant with narrow sepals and petals, and an all-over yellow background with red-brown spots rather than the solid spread of color that *Onc. fusca- tum* usually produces. It is a rather strange hybrid as *Gom. blanchetti* is that typical oncidium-type with narrow, marked sepals and petals on a yellow back- ground with a large, full, skirt-like yellow lip. The lip on the hybrid is not as attractive as either parent.

Perhaps as a portent of *Ons. Catatante*, Moir (1970) next bred a bronze flower with a red bronze lip reg- istered as *Onc. Lustre* by crossing *Oncidium antho- crene* on *Onc. fuscatum* 'Weltoni'. Moir remade *Onc. Lustre* using 'Panama' and describes it as a 'glorious yellow spray of flowers'. The first had a more open arrangement on the inflorescence. Since both parents have branching inflorescences and the texture of *Onc. anthocrene* is waxy, it is a cross that had potential. Rod McLelland, Iwanaga and Moir all used it to make hybrids but perhaps not with the best parents. And who knows which *Lustre* was used in their hybrids. The results could have been very different.


(Part 2 will be continued in the next issue)

## Hybridizing Notes

Andy Easton

### *Oda Leysa* X *Wils Solana* Stirling

This Howard Liebman hybrid has been producing some amazing color. Usually one sees the *Oncidium* diluting and even blocking red coloring yet some of this hybrid are quite intensely pigmented. They grow




strongly and put up strong spikes which will branch. *Oda Leysa* is a small red diploid that Howard seems rather fond of. It is strongly *Cochlioda*-influenced and a very good grower. One could not be sure of the ploidy of this hybrid but

they grow evenly and produce prolifically. There is maybe an over-abundance of yellows in the Alliance and so a strong red is certain to appeal especially for Christmas and Mother's Day if they could just find out a way to time the cropping like growers do with *Phalaenopsis*.

### *Odm Rolfeae*

Well let's start with something slightly contentious. First we should ignore the stupidity of the "Kewites" and agree that there are two distinct *Odontoglossum* species, *Odm. harryanum* and *Odm. wyattianum*. It's OK if you don't believe there is a third similar species that some call *Odm. deburghgraeveanum* because I believe it is inferior to both of the aforementioned and probably a natural hybrid of *Odm. wyattianum* and another Peruvian species. So back in 1898 when Vuylsteke registered *Odm Rolfeae* as being the offspring of *Odm. harryanum* x *Odm. pescatorei*, did he use *Odm. harryanum* or *Odm. wyattianum*? Unfortunately I have not been able to contact him!! Stig Dalstrom is quite adamant that *Odm. harryanum* was in Europe and well distributed at the time and apparently

*Odm wyattianum* was not. All well and good. But when Bob Hamilton remade *Odm Rolfeae* using a tetraploid *harryanum* and a tetraploid *pescatorei*, the entire cross have tended to be pale and beautifully formed with



*Odm Rolfeae* 2N

what I would call a typical *Odm. harryanum* lip conformation. I did not think too much of this apart from commenting that the hybrid was stunningly good and



*Odm Rolfeae* 4N

that comment is based on literally seeing dozens of seedlings bloomed in California and Colombia. However in August I saw a "Rolfeae" made from a diploid *wyattianum* and a diploid

*pescatorei* at Colomborquideas. It is nothing like the hybrid that Bob made and in fact more closely resembles some of the dark forms of *Odm Rolfeae* pictured in the Vuylsteke book. Now I am going to

let you read and look and make your own minds up on this one. Clearly the hybrid of *Odm. wyattianum* x *Odm. pescatorei* needs a new name and I am going to ask Julian Shaw to name it Vuylsteke Legacy as a further reminder of the skill and obvious enthusiasm of this wonderful Belgian gentleman.



*Odm. wyattianum* x *Odm. pescatorei*



### ***Oda Prince Vultan 4n x Oda Joe's Drum***

We are just starting to see the most interesting range of *Oda Prince Vultan* offspring. Here in this classic mating to the famous *Oda Joe's Drum*, we get 17 blooms on a strong inflorescence at second bloom, excellent color definition and what seems like a



rather amazing 3.25" flower diameter. This is a plant transplanted to Colombia so possibly in a 5" pot it still has improvement. I can just imagine ignorant judges criticizing the flower size without any knowledge whatsoever of the primary hybrid that is one of its parents. I think overall that the Odont Alliance is the group most likely to be inexpertly judged around the world. It is indeed a complex bunch and requires a considerable amount of study before a judge can be deemed competent to evaluate them. Most "judges" are clueless.

### ***Odm Ruby II (Odm Hallio-crispum x pescatorei)***

Well this hybrid will allow me to get several things off my chest! If the dopey RHS didn't allow taxidiots to mess with our time-honored registration system there wouldn't be any need to have a Ruby I, Ruby II, Ruby III etc!! In this iteration, Juan Felipe Posada used our *Odm Hallio-crispum album* (sourced many years ago from the Beall Orchid Company)



with a regularly colored *Odm. pescatorei*. The original version of *Odm Ruby II* was made and registered by Charlesworth in 1914. Wonder how many hybrids now trace back in this lineage? None, nada, can you believe it? I come from an era where we were told that the English orchid hybridizers were all essentially



at genius level and that we were lucky to have even the scraps of plants they were willing to release to the wider orchid world. Well Alexander need not take his hat off to anyone and Miss Eileen Low was totally under-

estimated but some of these orchidists must have barely graduated from primary school! So here we have a diploid alba-carrying off-white with a fine spray and literally a myriad of hybridizing possibilities. Then when Bob works his oryzalin magic on the seedlings, look out!

## Vuyls Wyatt's Torch

(*Vuyls Cambria* x *Odm wyattianum*)

Well maybe but I doubt it! There is a strange hybrid by this name on OrchidWiz purporting to be *Vuyls Cambria* X *Odm harryanum*. I am even blamed as the originator.... It is a very interesting flower but I believe



someone got a label mixed up. You see we have made both *Vuyls Cambria* X *Odm. harryanum* and *Vuyls Cambria* X *Odm. wyattia-*

*num* and neither of them produced a flower anything like the one in OrchidWiz. The flower pictured here is the version with *Odm. wyattianum* and all of them have had a distinctly off color whilst maintaining the typical Cambria lip. The other version made with *Odm. harryanum* which is much redder in the segments, seems to be holding a couple of pods at present so we will see where we go in the next generation. I love *Vuyls Cambria* 'Plush' above all other Odonts. It grows so easily and it breeds so readily and all its seedlings, even the ones with dud blooms, grow equally happily. Sometimes an Odont that grows almost in spite of what you do to it is a total joy.

## Oda Trish X *Odm. pescatorei*

*Oda Trish*, the hybrid John Miller made with Keith Andrew's *Oda Star Trek* and *Odm. pescatorei* 4n is one of the finest *Odm. pescatorei* hybrids in the world. Every time I see them at Hawk Hill I salivate. In this next generation hybrid back to *Odm. pescatorei*, I am seeing a very high percentage of totally lovely white Odonts. I am not personally a *crispum* fan, especially the pseudo-crispums that the Poms have been inflicting on the orchid world all my life. But *Odm. pescatorei* has always been my favorite for whites. When you realize here that this hybrid is



75% *Odm pescatorei*, it almost defies belief. Why if I was a Brazilian *Cattleya* species breeder, I might try and pass something like this off as the real McCoy!!

## *Odm Ardentissimum album*

This primary hybrid of *Odm. crispum* and *Odm. pescatorei* is integral to modern white Odont breeding of course and when tetraploid forms of both parents are used it often reaches modern hybrid quality standards. This is an alba remake and this particular

plant stood out among a large batch at Colomborquideas. It had much larger flowers, heavier substance and a more compact inflorescence. Some of them were literally



more than five feet from the bulb to the tip. Is it higher ploidy? Time will tell but I think it may be worth making a cross or two with.

### ***Odtna* Avril Gay X *Oda* Charlesworthii 4n**

*Odtna* Avril Gay is a little known Charlesworth hybrid from 1930 and it was not used by them very much, nor after 1968. It came to the US and only two hybrids appeared here, one of them, *Odtna* Susan Bogdanow (*Odtna* Avril Gay X *Mps* Franz Wichman) that Howard Liebman introduced was by far the best of its offspring. They won awards and have been cloned and pirated by the bottom feeders right up until today. A G doesn't



breed easily and there were literally a handful of seedlings in this crossing. This is the first to bloom and I disbudded three of the five buds as the plant is tiny and I did not want to lose it. Where to now? Well that's a no brainer, the goal will be to get this crossed with fertile *Mps.* parents to make an improved *Odtna* Susan Bogdanow. Of course there's many a disappointment between pollination and flowering a first born seedling so wish me luck!

### ***Odcdm* Xochimilco**

What an awful name.... can't you just see some poor person picking up this plant to comment on it at an orchid society meeting and totally losing it! I reprimanded Juan Felipe for choosing such a name but when HE pronounces it, it sounds quite lovely. Anyway I was working with the *Cyms* at Colomborquideas one day and this plant had just opened. It kept catching my eye every time I looked up. So of course I had to take it and find out something about it. The hybrid is classic Beall's on one side, *Odcdm* Mackenzie Mountains and Norris Powell on the other, *Odm* Pecas, an early Posada hybrid. The Beall Orchid Company were legendary in the latter part of the 20<sup>th</sup> Century. Gary Baker made some amazing hybrids there and they loved the Vashon Island climate. But putting the two plants together

happened at Colomborquideas and the hybrid was registered last century too. Now I have no idea if it was used in any hybridizing attempts and there are no registrations attributed to *Odcdm* Xochimilco but sometimes an orchid doesn't have to be a breeder, it just has to be eye-catching..... This one certainly caught my eye!



### ***Odm* Ken Armour**

(*Odm* Serendipity X *Odm. cirrhosum*)

This was literally the first of the cross to bloom at Colomborquideas and now after we have seen maybe five, it is still clearly the best. Plant habit is quite compact and obviously on first bloomers, one cannot yet gauge the spike habit yet. However this seedling



has what I call a "buy me" appeal, if I saw one in bloom I could not resist. *Odm* Serendipity has been a rather difficult parent and seems to like to be bred to species rather than complex hybrids.

There is a registration for an *Odm* Ken Armour with this parentage and several have been awarded. However this flower does not look anything like the awarded plants that are pictured in OrchidWiz. Of course probably a different *Odm* Serendipity and certainly a different *Odm. cirrhosum* were used.

### *Oda* (Star Trek X Patricia Hill) #1


This hybrid is as good as it looks in the picture and when you realize that the plants are all first bloom in 4" pts, one can get excited about their potential. Keith Andrew produced the wonderful Star Trek and the clone 'Tiffany' from the Brydon stable is the specific parent. The cross is totally serendipitous.... On one of my last visits to El Bosquecito when Carlos Arango was alive, I admired a beautifully flowered *Oda* Patricia Hill. He and Olga Lucia have a rather nice little collection of *Odonts* in with their *Pleuro-*



*thallids*. Anyway I was given a flower to take back to Colomborquideas in case there was something there that might be a suitable pairing. Obviously Star Trek 'Tiffany' is as good as they get so the crossing was duly made. Maybe a dozen have bloomed so far and it is hard to select between them. What is particularly pleasing is that they are almost all making two spikes on the leading bulbs. I believe this cross will set new standards in strongly patterned *Odonts* for the future. Certainly I am very grateful for being given the chance to make it.

### *Odtna* (*Odtna* Colombia X *Odm* Charade)

This is a beautiful thing but I must say it's been a long time coming! The pod parent *Odtna* Colombia was awarded the best *Odontoglossum* Alliance at the World Orchid Conference in Miami in 1984. I



remember it well, Miami is not exactly *Odont* territory and I was impressed that the plant had arrived in good condition. I can see what the hybridizer is looking for here and this is a truly impressive flower. With alba genes in both parents the aim is to produce a clear alba yellow *Odontonia*. However I have some reservations about the hybrid. I've seen a fair number in bloom and they all seem a little light on flower count. It is hard to understand why this should be so because both parents carry good counts respectively for their genus. I will say that unless we see at least seven blooms on an upcoming inflorescence, this beautiful orchid may end up as an also-ran! I have always believed that *Odontonias* were a really under-recognized type and because they are easily clonable, one might have expected intelligent hybridizers to have put a bit more effort into expanding their range. Vacherot & Lecoufle did a huge trade with their *Odontonia* clones and I was admiring both *Odtna* Boussole 'Blanc' and *Odtna* Lulli 'Menuet', two near octogenarians, blooming beautifully at Colomborquideas on October 1.

### *Odm. helgae* x Oda Susan Preston Richards

This is only the second *Odm. helgae* hybrid I've ever seen. I believed it was a species but the hybrid has got me at least thinking it could be a natural hybrid! Stig will smile and think, this guy has natural hybrids on the brain. But..... although *Odm. helgae* has an interesting lip of moderate width, Oda Susan Preston Richards is rather narrow in the lip department. So



where might this distinctive shield-shaped lip come from? Maybe *Odm. helgae* is in fact a speciated natural hybrid from *Odm. wyattianum* and another local species that I am not familiar with?? I always believe that first and sometimes second generation hybrids exhibit "fingerprints" that clearly show some aspect of their ancestry. If you have hybrids from *Onc. trilobum* say, with larger-lipped *Odont*s, the distinctive triangular lip conformation of the *trilobum* carries through at least two generations. Just today I saw a beautiful *Wilsonara* John Miller and there was that distinctive imprint from the *Onc. trilobum*. I'm here writing, not to provide answers, but to stimulate discussion. What do the experts think?

### *Wilsonara* Yellow Snow

I hope members will understand why both the hybridizer and the person lucky enough to bloom this seedling from *Onc. fuscatum* album will only use a trade name for it. It is practically useless to try and get any significant protection for orchids and all the lowlife clonal pirates relish the extra income they can get



by peddling non-original stock to commercial growers and hobbyists alike. Because "Yellow Snow" is a fertile tetraploid, we do have a little protection as the next generation are growing along nicely. You may wonder why this hybrid is so superior in shape to typical *Onc. fuscatum* offspring. Quite simple really..... it acquired an unreduced 3n gamete from the alba Oda parent so there is a 3:1 ratio of parental influence! OK, there is a slight downside, it will not be as warmth-tolerant as the typical diploid hybrids bred from *Onc. fuscatum* but it has a strong growing habit even in warmer conditions that is already proven and we won't be expecting it to perform in Bangkok. Los Angeles or Brisbane will be a breeze!

## President's Message

Robert Hamilton

It is with sadness that I begin my Fall/Winter 2018 International Odontoglossum Newsletter message by announcing the death of a great orchidist, Keith Andrew. The orchid world loses a great talent as well as a statesman. Keith passed away this fall after a brief illness. Keith had great presence, an heir of dignity, honesty, and straightforwardness; he was a brilliant orchid hybridizer. Keith Andrew had class! Keith leaves behind a legacy of remarkable hybrids, many brilliant and some astounding, in a number of genera, most prominently Cymbidium and Odontoglossum. Keith is likely the last of the great lineage of English orchid hybridizers. One can hope that at some future date someone of his stature emerges; however, given obstacles now in place this seems unlikely. In these last years Keith was delighted to learn of continued interest in his "lines" and carrying them forward. Many of these demonstrate his prescience. For my part there's a joy seeing new hybrids bloom built on his foundations and inspired by Keith's insight; examples follow. In this issue our editor reprints an obituary by Keith's friend Andy Easton. Also a program, which was part of a tribute colleagues of The Bournemouth Orchid Society gave Keith Andrew in 2014 can be found at: <http://www.odontalliance.org/latest-newsletter.html> The IOA gives appreciative thanks to The Bournemouth Orchid Society for permission to share it. Rest in peace, Keith Andrew.

Other important news in this issue is the IOA's participation in the International Orchid World, Dresden.

A schedule with further details appears on page 25 of this issue.

Dresden, Germany - March 2019

DRESDNER OSTERN mit Internationaler Orchideenwelt - Garden, Pet, Handicraft, Hobby & Leisure Exhibition,

28-31 March 2019.

Concurrent with the Dresden show the IOA will hold a General Meeting. Because the IOA has switched models from being a membership organization to a subscription organization IOA newsletter readers are invited to attend the meeting and participate. At this meeting we will review and appoint officers as applicable and discuss our constitution. Newsletter readers who plan to attend or would like consideration for a position are encouraged to send IOA Secretary, John Miller their proposals via email to: [ioaweb@icloud.com](mailto:ioaweb@icloud.com) Current officers consist of a President, a Secretary/Treasurer, a Newsletter Editor and a Webmaster. In addition we have liaisons in a number of countries as listed on the IOA website.

Lastly, it is great to report our readership continues to grow by greater than 10% with each consecutive issue. If this continues readership may top 200 with the first issue of 2019. Since our digital format began we've more than doubled subscriptions! And, as always, readers are encouraged to submit and share photos, information and stories.

Bob Hamilton  
20 December 2018

## Editor's Note

John Leathers

This Fall/Winter 2018 IOA newsletter exceeds a file size of 10 MB's, which exceeds the limits for attachments for some email services. Therefore, we are switching distribution methods. This will be the last issue of the IOA Newsletter that will be sent as an email attachment. Future newsletters will be posted on the IOA website: <https://www.odontalliance.org/latest-newsletter.html> as pdf's for online review and download. Newsletter will also be printable. When a new newsletter becomes available I will send an email "heads-up" to subscribers along with a link. This change allows the IOA newsletters to exceed 10 MB's without consequence.

## Farewell to Keith Andrew

Andy Easton



Sadly I must report that my dear friend of almost 60 years, Keith Andrew, passed away today. Keith Andrew was the pre-eminent orchidist of my generation, make no mistake about that. He used to joke that when you shook his hand, it was the hand that had shaken H.G. Alexander's hand! Keith was truly Alexander's worthy successor.

Unlike many orchidists of today, Keith arrived at Dorset Orchids already knowing the essentials of horticulture. Under the tutelage of Mr Barnard-Hankey, Keith quickly learned the hybridizing skills that made him famous. The few people lucky enough to own the legendary Dorset Orchids' catalogue from the early 1950s are well aware of the hybridizing insight contained therein. When old Barnard-Hankey retired to Scotland, Keith was unable to buy the nursery. However the new owner was a "fly boy", fresh out of the Air Force and clueless about orchids. Ultimately his lack of business sense ran the Dorset Orchids Company into the ground and this gave Keith and an investor the chance to begin Keith Andrew Orchids.

My "friendship" with Keith began in the late 1950's when I discovered orchids and started bombarding Dorset Orchids with youthful questions..... pages of them! Poor old Keith got the task of responding.

Many years later Janis told me how he would sit up at night answering pages from some crazy in NZ! We actually never met in person until I was on my honeymoon in 1971 and my late wife Carol and I spent a short stay at the legendary "Brace of Pheasants", a thatched roof hotel in the village of Plush. My wife and I marveled at Janis' beauty and distinctive English complexion. Keith was quite the dapper gentleman too, as many Americans will also attest. He charmed the orchid community worldwide.

Few hybridizers literally "own" an orchid type yet this is exactly what Keith did with the species *Cym. devonianum*. The "Plush Danglers" as he called them created a tremendous buzz worldwide at a time when artificial judging criteria were moving in exactly the opposite direction. Keith wrote an insightful article "Round and Round in ever-increasing Circles" and that ruffled feathers at the RHS and further afield. Keith was an original. He thought clearly and expressed himself directly but politely. He spent some time on the RHS Orchid Committee but I must say he never really fitted in. Funnily, it was in the USA and other foreign countries where he was feted and most respected.

Look at his output. Keith excelled in any orchid genus that took his fancy. Bet you didn't know he registered the famous *Paphiopedilum* Makuli! He had a stint with Disas (I'm not sure they're really orchids!) and grew them better than anyone else. He spent a period in Hawaii with Cassandra and Bob Burkey and far from being in semi-retirement; it inspired Keith to do new things with orchids he had not grown before.

What were Keith's greatest *Cym* hybrids? Too many to list here. Bulbarrow was a sensation in its day, I remember seeing the first blooming seedling: Bulbarrow 'Maid Marion' that was awarded a Preliminary Commendation from the RHS because it was obviously immature. It is no exaggeration to say that Bulbarrow changed *Cym. devonianum*-judging standards for all time. Keith took the geriatric Rio Rita 'Radiant' and made the memorable Plush Canyon grex. He brought Devon Lord 'Viceroy' to Santa Barbara and won Grand Champion of the SB International Orchid Show. All in a day's work for Keith. The former Cymbidium Society of America and also the American Orchid Society honored him. Think of what orchids like Flame Hawk, Olive Street, Scallywag,

Pumilow and Devon Odyssey have contributed to the *Cymbidium* world and say God bless Keith, he gave us a truly invaluable legacy.

The International Odontoglossum Alliance are also very much in Keith's debt. His rediscovery of *Oda Heatonensis* led to *Oda Shelley* and the inspiration for people like Bob Hamilton to create *Oda Prince Vultan*. Just today I looked at a new *Oda Star Trek* hybrid that is sensational and took a few moments to think of Keith. In fact when I got the sad news I cheered myself up by making hybrids with *Oda Heatonensis* and *Shelley* and *Star Trek* and it greatly lifted my spirits.

But enough of orchids..... Keith was a wonderful husband to Janis and surely he has been missing her these past nine months. He has three great sons, Stuart, Nicholas and Rupert and the usual grandkids etc. Keith was the most honest person you could find in the orchid world. Honest in financial matters and honest in his opinions, he was an intuitive judge and always scrupulously honest. He is a legend in his own local orchid society, the Bournemouth Orchid Society where he was a founding member and a driving force for almost 60 years! In fact I remember that the night we stayed in Plush on our honeymoon, we took Janis to dinner because Keith had to discharge his speaking commitment at Bournemouth and then he came and joined us for dessert and a drink afterwards. Keith Andrew was an orchid hybridizing genius; sadly we will not see his like again.

I spent the afternoon trying to come up with positives on this sad day. I hope you will allow me a little levity. Firstly I am so happy the Santa Barbara Show is five months away. Why? Because at least orchid enthusiasts will be spared a pathetic, fawning self-indulgent tribute to Keith Andrew from an exhibitor who ruined the show in 2018 with an opportunity arising from the tragic death of another orchid personality, Kevin Hipkins just prior to the event. And let me re-tell a tale from the road, the road to Santa Barbara from Eugene, Oregon. We were cruising south, mid-afternoon and I suggested a stop for ice cream. There were three of us in the lovely Chrysler Imperial (V8 and all the trimmings!) so we stopped at a roadside stand. Now I was not being totally honest because locals all knew the place well. It sourced ice cream from various makers that was within say seven days of being taken off sale. They gave

incredibly generous servings for a very sharp price. The ice cream came in three sizes and it was a hot day so I conned Brian Rittershausen and Keith Andrew to order a large cone..... When it arrived they near fainted. None of us could eat it all and amongst Keith's slide collection (he continued to be pre-computers!) there is a picture he took of Brian and me holding our cones in two hands.

Farewell my friend, you have been an inspiration, a witty guest and an all around gentleman. We will miss you and hopefully we can continue to produce and enjoy the legacy of fine orchids you have left in our keeping. Keith was smart enough to make sure all his orchids have gone into safe hands and when his plants were being relocated there was one with a tag on the pod which said: "Guard with your Life"! Typical Keith, always looking to the future. Thank you Keith, so many of us are forever in your debt.

Andy Easton



# DRESDNER OSTERN 2019 and INTERNATIONAL ORCHID WORLD

March 28th to 31st

MESSE DRESDEN, Messering 6, 01067 Dresden, HALL 1

<https://www.messe-dresden.de>

<https://www.orchideenwelt-dresden.de> (current issue in German/English in preparation)



Preliminary Program (subject to change)

Status 09.10.2018

---

<b>Opening hours visitors:</b>	10 a.m. to 6 p.m., Friday and Saturday until 7 p.m.
<b>exhibitors:</b>	one hour before and one hour after the box office opens
<b>27.03. Wednesday:</b>	Setup of the exhibitors 8 a.m. to 10 p.m., final work of D.O.G. staff (Automatic daily stand lighting: 8 a.m. to 12 p.m., Sa+Su until 7 p.m.)
<b>28.03. Thursday:</b>	Orchid Slide Show on the stage screen
11:15 a.m.	Official Opening and Orchid Baptism (HALL 1 - stage)
2:15 to 3 p.m.	Orchid Consultation (HALL 1 - in front of the stage)
4:30 p.m.	Exhibition Judging (Meeting of Judges 4 p.m. at Information Lounge)
7 p.m.	Exhibitors' and judges' Dinner (HALL 1 - Orchids Café)
<b>29.03. Friday:</b>	Orchid Slide Show on the stage screen
	Slide Lectures on Orchids (HALLE 1 - stage):
10:15 to 11 a.m.	Subject later
11:15 to 12 a.m.	Subject later
12:15 to 1 p.m.	Subject later
12 a.m.	Meeting of the Executive Board and Group Leader Advisory Board (office-floor conference room 1.8)
2 p.m.	Table Judging, Plant Registration from 1 p.m. (office floor)
8 to 11 p.m.	Night of Orchids (HALL 1) Sales stands and Information Lounge open (tickets at the box office or in advance)
<b>30.03. Saturday:</b>	Orchid Slide Show on the stage screen
10 a.m.	74. General Assembly of the D.O.G. ( Hall Hamburg, admission 9:15 a.m.)
2 p.m.	Members ask the board (office floor - conference room 1.8)
2 to 4 p.m.	International Odontoglossum Alliance IOA: Annual General Meeting with lectures on Odontoglossum and relatives (Hall Hamburg)
8 p.m.	Comfy Get-Together with buffet in the D.O.G. Congress Hotel
<b>31.03. Sunday:</b>	Orchid Slide Show on the stage screen
11:15 to 12 a.m.	Award presentation to the exhibitors by D.O.G.- President Bernd TREDER with MESSE DRESDEN - Managing Director Ulrich FINGER (HALL 1 - stage)
4 to 6 p.m.	No access for vehicles to the exhibition grounds
6 p.m.	End of the event
6:15 p.m.	Dismounting of exhibitors and D.O.G. staff