



# 2010

## OHIO ELECTION GUIDE

With assistance from Hannah News Service, Inc.

The Ohio Election Guide is created for Ohioans interested in excellence in government. The Guide compiles comprehensive economic and political data for each district, as well as details of legislative and judicial races. Ohio is strengthened one informed vote at a time.

***OHIO Powered by Manufacturing***

[www.ohiomfg.com](http://www.ohiomfg.com)



# SEAN P. DUNN *D* ASSOCIATES LLC



*From left to right: Sean Dunn, Lisa Dodge and Christie Angel*

With more than fifty years of combined experience, the team at Sean P. Dunn & Associates assists clients with issues pending before the Ohio General Assembly and Administration. Clients benefit from our history of success navigating complex government affairs matters, frequently involving legal issues and sophisticated public relations.

37 West Broad Street, Suite 325  
Columbus, OH 43215

Office: 614-228-9800  
Fax: 614-224-8253  
[sean@spdunn.com](mailto:sean@spdunn.com)



# WELCOME

July 2010

## TABLE OF CONTENTS

How To Use.....	2
Notes to Reader.....	3
Ohio Statewide Races .....	5
Ohio Supreme Court .....	13
Ohio Court Of Appeals .....	17
Ohio Congressional Races .....	27
Ohio Senate Races.....	49
Ohio House Races .....	71
Methodology .....	176
Appendix: District Demographics...	178
Index By Name.....	184
Advertisers Index .....	187

Dear Fellow Ohioan:


This year's Ohio Election Guide contains more data than ever. In fact, complete district demographic data is now contained in tables on pages 178–183. This change creates sufficient room on the district pages for *all* candidates for office. The Guide formerly identified only the two major party candidates; this year, there are more “other” party candidates in many races; we chose to include them. It's a sign of the times of an ever-changing political environment and the living nature of our democracy.

We have brought back—and updated—the comprehensive economic data by district. This data shows the effect of the economy on Ohio's jobs. There continues to be no more pressing issue than the economy and how we will supply good-paying jobs for all the Ohioans who need them.

The candidates who are running for election on November 2 are stepping up to a daunting task. To lead in this turbulent time is a job for which we cannot express enough gratitude. Our American way of life would be ruined without these men and women serving in these critical public service roles with integrity and dedication.

Therefore, we salute all candidates for elected office and wish you luck. We urge all Ohioans to use this Guide and other resources to become informed and vote. While there's always more we can do as citizens, there's no less that we should do than vote.

Sincerely,



Jeffrey L. Hollister  
President

Vanguard Paint & Finishes, Inc.  
Chairman, The Ohio Manufacturers'  
Association



# HOW TO USE THE 2010 OHIO ELECTION GUIDE

## 19<sup>TH</sup> NINETEENTH HOUSE DISTRICT

**DISTRICT MAP**

**DESCRIPTION**

Based in Franklin County, this district includes Brice, Canal Winchester, Groveport, New Albany, Obetz, Pickerington, Reynoldsburg, Westerville, and parts of Blendon Twp., Jefferson Twp., and the city of Columbus, located within the 3<sup>rd</sup> Senate District.

**Political Republican Index:**

	'08	'10
	54.77%	52.60%

**Results ('08 House):**

Marian Harris	(D)	48.13%
Brad Lewis	(R)	47.08%

**'08 Presidential Results:**

Barack Obama	(D)	51.13%
John McCain	(R)	47.42%

**Democrats say:** Independent and honest approach has earned her a strong reputation amongst constituents of both political stripes.

**Republicans say:** Mayor Anne Gonzales brings this seat back into the Republican column in 2010; her energy and vitality a strong contrast to incumbent Democrat.

**POLITICAL LANDSCAPE**

**CANDIDATES**

**MARIAN L. HARRIS (D-COLUMBUS) \***

**Experience:** Events, PR Manager, Mental Health Association of Franklin County; Consultant on special events, community relations and public affairs; former partner, SPM Associates; former director of resource development, Columbus Housing Partnership

**Occupation:** Consultant

**Memberships:** Board of Parenthesis member; Mid Ohio Regional Planning Committee

**Education:** B.A., cum laude, Mount Holyoke College; elementary education teaching certificate, Ohio Dominican

**Campaign Committee:** Friends of Marian Harris, 5145 Holbrook Drive, Columbus, OH 43232

**Website:** marianforohio.com

**ANNE GONZALES (R-WESTERVILLE)**

**Experience:** Paralegal, Crabbe, Brown, James

**Occupation:** Community Volunteer

**Memberships:** St. Paul Catholic Church; Westerville Chamber of Commerce; New Albany Chamber of Commerce; Reynoldsburg Chamber of Commerce; Southeastern Franklin County Chamber; Canal Winchester Chamber; Westerville Rotary; Main Street Canal Winchester; Westerville Parks Foundation

**Education:** B.S., Psychology, Otterbein College

**Campaign Committee:** Citizens for Anne Gonzales, 335 Wildwood Drive, Westerville, OH 43081

**Website:** annegonzales.org

**MICHAEL JOHNSTON (LIBERTARIAN)**

**Website:** mikejohnstonforohio.com

★ Denotes incumbent

Background information on the candidates as provided by the candidates.

**ECONOMIC PROFILE**

INDUSTRIES	# of Establishments		Employment		Payroll	
	'07-'09	% Change '07-'09	'07-'09	% Change '07-'09	'07-'09	% Change '07-'09
Agriculture, Forestry, Fishing and Hunting	5	-29%	78	-4%	627,634	-1%
Mining	0	NA	0	NA	0	NA
Utilities	17	13%	291	2%	5,938,025	0%
Construction	226	-6%	2,149	-14%	23,608,603	-10%
Manufacturing	105	2%	4,080	-4%	38,933,542	-19%
Wholesale Trade	185	-3%	3,509	5%	44,545,754	10%
Retail Trade	379	1%	10,717	5%	67,296,510	1%
Transportation and Warehousing	106	-9%	8,736	0%	82,842,441	-17%
Information	42	-7%	1,454	-17%	20,936,006	-12%
Finance and Insurance	253	-10%	7,853	-5%	89,567,773	-10%
Real Estate and Rental and Leasing	145	-5%	871	-10%	7,458,761	-17%
Professional, Scientific and Technical Services	378	-2%	6,510	-1%	102,819,465	-16%
Management of Companies and Enterprises	38	3%	2,768	24%	91,956,684	48%
Admin. & Support/Waste Mgmt. & Remediation	184	-3%	5,848	1%	43,616,110	5%
Educational Services	85	5%	4,844	0%	47,315,194	6%
Health Care and Social Assistance	359	6%	7,013	9%	60,409,721	5%
Arts, Entertainment and Recreation	33	-6%	809	-20%	4,600,214	-9%
Accommodation and Food Services	250	5%	4,908	-3%	15,696,240	-2%
Other Services (except Public Administration)	251	2%	1,584	4%	13,009,212	-7%
Public Administration	30	7%	1,410	8%	19,315,813	10%
Other	12	200%	34	685%	261,893	-1%
<b>TOTAL</b>	<b>3,083</b>	<b>-1%</b>	<b>75,466</b>	<b>0%</b>	<b>780,757,596</b>	<b>-3%</b>

See pages 180 & 181 for the detailed demographic data for this district.

90

An average of the percentage of votes received by Republican candidates in five recent elections. For more information, see Page 3.

Past election results.

The Democrat and Republicans caucus' viewpoints on the race.

Economic Data: U.S. Census data was used to estimate the number of establishments, employment, and payroll by major economic sector in each district.

**The Ohio Manufacturers' ASSOCIATION**  
WWW.OHIOMFG.COM

2





# NOTES TO READER

**POLITICAL INDEX:** Each district profile includes a political index number which represents the relative Republican/Democrat voting strength in each district. While voting registration numbers may provide some insight into the political leanings of a district, this index is constructed from the performance of Republican and Democrat candidates in recent elections in the district.

The political index used in the 2010 Ohio Election Guide was constructed from election results in five recent elections, including:

- 2002 Governor's Election
- 2004 Presidential Election
- 2006 Auditor's Election
- 2006 Governor's Election
- 2008 Presidential Election

As with any political index, this number is simply an indicator of past performance. It alone does not predict the outcome of an election. Other factors that contribute to the outcome of elections are the popularity and position of the candidates, fundraising capabilities of the candidates, and performance at the top of the ticket. The index is helpful, however, in determining the overall prospects for candidates of either political party.

**DISTRICT MAPS:** Please note that the maps used in the OMA's 2010 Ohio Election Guide were prepared specifically for this publication and are based on various publicly-available sources. These maps are intended as a general reference to the location of election districts in the State of Ohio. To find out the district of a specific city or location, please contact your local Board of Elections or the Ohio Secretary of State.

**CANDIDATE PROFILE:** The candidate information contained in this Election Guide was gathered by Hannah News Service, Inc. The information was provided by incumbents and candidates themselves. The Ohio Manufacturers' Association and Hannah News Service, Inc. do not make any representation as to the accuracy or completeness of the information contained herein. Special thanks to Hannah News Service, Inc. and its staff for their assistance.

Portions of this book may be reproduced, provided that recognition is given to The Ohio Manufacturers' Association. For permission call the OMA at 1-800-662-4463.



## Representing Ohio's Radio and Television Broadcasters Since 1937

### OFFICERS

**John Wharff** – Chair  
Owner & General Manager  
JAWCO, Inc., Marietta

**Tom Griesdorn** – Vice Chair  
President & General Manager  
WBNS - TV, Columbus

**David Glass** – Secretary/Treasurer  
Vice President & Director of Broadcast  
Findlay Publishing Co. (WFIL/WKXA/WBUK), Findlay

### STAFF

**Christine Merritt**  
President

**Patricia Geary**  
Director of Operations

**Jason Sanford**  
Director of Marketing & Communications

Public policy consulting provided by  
**Sean P. Dunn & Associates**



[www.oab.org](http://www.oab.org)

88 East Broad St., Ste. 1180, Columbus, OH 43215

Tel 614-228-4052

Fax 614-228-8133



# Ohio GOVERNMENT NEWS you can count on

FIND US AT: <http://www.hannah.com>

## The Hannah Report

In 24 short years in business, Hannah News quickly became **Ohio's leading government news and legislative information company.**

As leaders in government and legislative affairs, our clients have come to expect only world class quality from Hannah publications and staff.

SEARCH

TRACK

REPORT

CONTACT

KNOW

**SEARCH** full text archives of Ohio legislation and analysis back to 1989, tens of thousands of government documents including Ohio & U.S. Supreme Court documents, Hannah Report articles, committee coverage and pending legislation in all 50 States.

**TRACK** legislation by bill number, client, category, priority and more. Be informed with news coverage in Ohio's newspapers and stay up-to-date throughout the day with email alerts.

**REPORT** back to your clients or members about important legislation, keeping them better informed about your legislative activities on their behalf.

**CONTACT** legislators by email or letters. Also create contact sheets, address labels, or name tags with our proprietary contact management software.

**KNOW** what's happening around Capitol Square and state government. Read the Hannah Report, receive breaking news alerts, legislative session summaries, and customized committee agendas.



action TRACK



21 West Broad St., Suite 1000, Columbus, OH 43215-4100  
(614) 227-5820 voice (614) 228-5897 fax





# OHIO STATEWIDE RACES

# 2010

**OHIO'S CONSTITUTIONAL EXECUTIVE OFFICES** are elected every four years. The Governor and Lt. Governor run as team, while the remaining officials—Attorney General, Auditor of State, Secretary of State, and Treasurer of State—run individually.

**THE U.S. SENATE RACE** is for the seat being vacated by the retiring George V. Voinovich. The race pits Democrat Lt. Governor Lee Fisher against former Congressman Rob Portman.



# GOVERNOR

## CANDIDATES

### TED STRICKLAND (D-COLUMBUS)

**Experience:** Psychologist; Dir., Methodist Children's Home; Minister; Asst. Prof. of Psychology, Shawnee State Univ.

**Occupation:** Governor

**Education:** B.A. History, Asbury Col.; M.A., Guidance Counseling, Univ. of Kentucky; Mdiv, Divinity, Asbury Theological Seminary; PhD, Counseling Psychology, Univ. of Kentucky

**Campaign Committee:** Strickland for Governor, 65 E. State St., Suite 1800, Columbus, OH 43215

**Website:** tedstrickland.com

### KEN MATESZ (LIBERTARIAN-BOWLING GREEN)

**Occupation:** Small Business Owner

**Campaign Committee:** Ken Matesz for Governor, 1000 Lafayette Blvd., Bowling Green, OH 43402

**Website:** mateszforohio.com

## CANDIDATES

### JOHN KASICH (R-COLUMBUS)

**Experience:** Congressman; Man. Dir., Lehman Brothers; Author; Fox News Contrib.

**Occupation:** Candidate

**Education:** B.A., Political Sci., The Ohio State Univ.

**Campaign Committee:** Kasich Taylor for Ohio, 340 E. Gay St., Columbus, OH 43215

**Website:** kasichforohio.com

### DENNIS SPISAK (GREEN-STRUTHERS)

**Experience:** 25 years in public education

**Occupation:** Educator

**Education:** B.S.C., Ohio University; M.A., The Ohio State University

**Campaign Committee:** Spisak for Governor, 548 Poland Ave, Struthers, OH 44471

**Website:** votespisak.org/governor



Lorain Tubular Operations, Lorain, Ohio

U. S. Steel and Ohio ...  
working for a  
**brighter future.**

PRO-TEC Coating Company, Leipsic, Ohio



**United States Steel Corporation**  
Making Steel • World Competitive • Building Value



# ATTORNEY GENERAL

## CANDIDATES

### **RICHARD CORDRAY (D-COLUMBUS)**

**Experience:** Professor, The Ohio State University; Attorney, Private Practice

**Occupation:** Ohio Attorney General

**Education:** B.A., Michigan State University; M.A., University of Oxford; J.D., University of Chicago

**Campaign Committee:** The Cordray Committee, 340 E. Fulton Street, Columbus, OH 43215

**Website:** [cordrayforohio.com](http://cordrayforohio.com)

### **MIKE DEWINE (R-CEDARVILLE)**

**Experience:** Attorney, Private Practice; Prosecuting Attorney, Green County, Assistant Prosecuting Attorney, Green County

**Occupation:** Attorney

**Memberships:** Green County Bar Association; Green County Historical Society

**Education:** B.S., Miami University; J.D., Ohio Northern University

**Campaign Committee:** Mike Dewine for Ohio, 2587 Conley Road, Cedarville, OH 45314

**Website:** [mikedewine.com](http://mikedewine.com)

## CANDIDATES

### **MARC ALLEN FELDMAN (LIBERTARIAN-BEACHWOOD)**

**Experience:** Biology research, National Institutes of Health; Health Care Management Consultant, Arthur Andersen; Physician, Johns Hopkins Hospital; Anesthesiologist, Cleveland Clinic

**Occupation:** Physician

**Memberships:** American Society of Anesthesiologists; Ohio Society of Anesthesiologists; Ophthalmic Anesthesia Society

**Education:** B.A., Northwestern University; MD, The Johns Hopkins University School of Medicine; MHS, The Johns Hopkins University School of Hygiene and Public Health

**Campaign Committee:** Feldman For Ohio, 3169 Willow Lane, Beachwood, OH 44122

**Website:** [feldmanforohio.com](http://feldmanforohio.com)

### **ROBERT OWENS (CONSTITUTION-DELAWARE)**

**Experience:** Prosecutor, Sunbury; Clerk, U.S. District Court; corporate, real estate, employment and banking law and Columbus law firm

**Occupation:** Attorney

**Education:** Bachelors History, Ohio Wesleyan University; J.D., Capital University Law School; studied politics and history at Oxford University (United Kingdom)

**Campaign Committee:** Owens for Ohio, 46 N. Sandusky St.- Suite 300, Delaware, OH 43015

**Website:** [owensforohio.info](http://owensforohio.info)

# AUDITOR OF STATE

## CANDIDATES

### DAVID PEPPER (D-CINCINNATI)

**Experience:** Atty., Squire, Sanders & Dempsey

**Occupation:** Hamilton County Commissioner

**Education:** B.A., Yale Univ.; J.D., Yale Law School

**Campaign Committee:** Citizens for Pepper, 600 Vine St., Suite 2800, Cincinnati, OH 45202

**Website:** davidpepper.com

### DAVE YOST (R-DELAWARE)

**Experience:** Delaware Cty. Auditor; Atty.; Press Sec.; Newspaper Reporter

**Occupation:** Delaware County Prosecutor

**Memberships:** Columbus Legal Aid Soc. Bd.; Supreme Court Comm. on Rules & Practice; Ohio Prosecuting Attys Assn. Bd.; Rotary; Northgate Community Church

**Education:** B.A., Journalism, The Ohio State Univ.; J.D., Capital Univ.

**Campaign Committee:** David Yost for Auditor of State, 4679 Winterset Drive, Columbus, OH 43220

**Website:** daveyost.com

## CANDIDATES

### L. MICHAEL HOWARD (LIBERTARIAN-WESTERVILLE)

**Experience:** Chief Auditor, Auditor of State

**Occupation:** Consultant

**Memberships:** American Inst. of CPAs; Assn. of Government Accountants

**Education:** B.S., The Ohio State University; M.A., The Ohio State University

**Campaign Committee:** Michael Howard, CPA for Auditor of State 2010, 656 Colony Drive, Westerville, OH 43081

**Website:** howardforauditor.com

Contributing \$4 billion to Ohio's economy annually.



Cincinnati Bell



17 South High Street, Suite 600 Columbus, Ohio 43215 | 614.221.3231 614.221.0048 fax | www.ohio telecom.com





# DRIVING GROWTH

TechSolve helps Ohio  
manufacturers achieve  
growth and profitability  
through operational  
improvements, advanced  
machining and sustainable  
energy solutions

TechSolve

[www.techsolve.org](http://www.techsolve.org)

# SECRETARY OF STATE

## CANDIDATES

### MARYELLEN O'SHAUGHNESSY (D-COLUMBUS)

**Occupation:** Clerk of Franklin Cty. Court of Common Pleas

**Memberships:** Columbus Hist. Soc.; Consider Biking; Greenways Working Group of Mid-Ohio Planning Commission; St. Francis of Assisi Parish; Greater Columbus Arts Council; Columbus Outdoor Pursuits

**Education:** B.A. Journalism, The Ohio State University

**Campaign Committee:** O'Shaughnessy for Ohio, 550 E. Walnut St., Columbus, OH 43215

**Website:** maryellenforohio.com

### JON HUSTED (R-KETTERING)

**Experience:** Eight Years-Ohio House of Rep.; Dir. of Workforce Education-Dayton Area Chamber of Com.; Asst. to Montgomery County Commissioner

**Occupation:** Legislator

**Memberships:** St. Albert the Great Parish; Aspen-Rodel Fellow; NCSL; ALEC; NRA; Ohio Gun Collect. Assn.

**Education:** B.A. Education, University of Dayton; M.A. Communications, University of Dayton

**Campaign Committee:** Husted for Ohio, 148 Sherbrooke Drive, Kettering, OH 45429

**Website:** hustedforohio.com

## CANDIDATES

### CHARLES EARL (LIBERTARIAN-BOWLING GREEN)

**Experience:** Broadcasting, Academia, Corporate Communications.

**Education:** B.A., College of Wooster; M.A., Bowling Green State University

**Campaign Committee:** Earl for Ohio Secretary of State, 10232 Middleton Pike, Bowling Green, OH 43402

**Website:** earlforohio.com

# effective

Effective advocacy in today's public policy arena demands strategic thinking, seasoned experience and sophisticated expertise to use the full range of communications technology effectively and efficiently. That's the proven combination that the Fahlgren Mortine public affairs team brings to help our clients succeed ... locally, at the Statehouse and across the country. Fahlgren Mortine – the largest public relations staff in Ohio, with offices, connections and resources throughout the state. [www.fahlgrenmortine.com](http://www.fahlgrenmortine.com)

**fahlgrenmortine**  
public relations

WAYNE HILL 216.298.4630 Wayne.Hill@fahlgren.com  
BOB BOLTZ 614.383.1561 Bob.Boltz@fahlgren.com  
TIM MILLER 614.383.1666 Tim.Miller@fahlgren.com

# TREASURER OF STATE

## CANDIDATES

### KEVIN BOYCE (D-COLUMBUS)

**Occupation:** State Treasurer

**Education:** B.A., University of Toledo; Masters, Central Michigan

**Campaign Committee:** Boyce for a Better Ohio, 250 West Street, Suite 700, Columbus, OH 43215

**Website:** kevinboyce.com

## CANDIDATES

### MATTHEW CANTRELL (LIBERTARIAN-HILLIARD)

**Occupation:** Energy Industry

**Education:** B.S., Carnegie Mellon; M.B.A., The Ohio State University

**Campaign Committee:** Cantrell for Ohio, 4968 Shady Oak Drive, Hilliard, OH 43026

**Website:** cantrellforohio.com

### JOSH MANDEL (R-LYNDHURST)

**Occupation:** Legislator

**Education:** B.A., The Ohio State University; J.D., Case Western Reserve University

**Campaign Committee:** Citizens for Josh Mandel, 2112 Acacia Park Dr., Suite 504, Lyndhurst, OH 44124

**Website:** joshmandel.com

Ohio  
State Medical  
Association

The power of many. The voice of one.®



- ★ Working to ensure quality health care for all Ohioans
- ★ Advocating for physicians, saving them time and promoting their profession
- ★ Informing patients and the public of critical issues impacting health care



Tim Maglione

Laura Padgitt

Jeff Smith

★ Representing nearly 20,000 Ohio physicians ★

3401 Mill Run Drive • Hilliard, OH 43026 • (614) 527-6762 • www.osma.org



# US SENATE

## CANDIDATES

### LEE FISHER (D)

**Experience:** State Legislator; Attorney General

**Occupation:** Lieutenant Governor

**Education:** B.S., Oberlin Col.; Masters Deg., Case West. Res. Univ.; J.D., Case West. Res. Univ. School of Law

**Campaign Committee:** Fisher for Ohio, P.O. Box 1418, Columbus, OH 43216

**Website:** fisherforohio.com

### ROB PORTMAN (R)

**Experience:** Squire, Sanders & Dempsey; Owner, Golden Lamb; Congressman; White House Budget Dir. under George W. Bush; U.S. Trade Rep.

**Occupation:** Attorney

**Memberships:** Coalition for a Drug Free Greater Cincinnati; Adv. Bd., The Ohio State Univ. John Glenn School of Pub. Affairs

**Education:** B.A., Dartmouth College; J.D., Univ. of Michigan Law School

**Campaign Committee:** Portman for Senate, P.O. Box 39, Terrace Park, OH 45174

**Website:** robportman.com

## CANDIDATES

### ERIC DEATON (CONSTITUTION)

**Experience:** General Electric; Concert Corporation

**Occupation:** Electrical Engineer

**Memberships:** Steward at Bear Creek Church of the Brethren

**Education:** B.S. Electronics Eng., Univ. of Dayton

**Campaign Committee:** Committee to Elect Eric Deaton to US Senate, 1387 Crawford Rd., New Lebanon, OH 45345

**Website:** deatonforsenate.com

### DANIEL LABOTZ (SOCIALIST)

**Experience:** Cincinnati Waldorf School; Univ. of Cincinnati; Miami Univ.

**Education:** B.A., San Diego State Univ.; M.A., Univ. of Cincinnati; Ph.D., Univ. of Cincinnati

**Website:** danlabotz.com

With offices in Columbus and Cleveland, Lesic & Camper offers communications services that focus on the *public affairs* and *media relations* needs of local, state and national clients.



Managing Issues,  
Messages and  
Relationships to  
Achieve Your Goals

*Speed and agility, a deep knowledge of Ohio and a strategic approach are hallmarks of the experienced team at Lesic & Camper Communications.*

172 East State Street, Suite 410 • Columbus, Ohio 43215  
(614) 224-0658


812 Huron Road, Suite 460 • Cleveland, Ohio 44115  
(216) 696-7686

[www.lesiccamper.com](http://www.lesiccamper.com)



# SUPREME COURT RACES

# 2010



**THE OHIO SUPREME COURT** is comprised of seven Justices who run for election on a nonpartisan ballot and serve a six-year term. In 2010, three seats are up for election. Incumbent Justice Maureen O'Connor is seeking the Chief Justice position and is opposed by Governor Strickland's appointee, Justice Eric Brown. Eric Brown was appointed after the untimely death of Chief Justice Tom Moyer. Incumbent Justice Judith Ann Lanzinger is making her second appearance on the ballot. Incumbent Justice Paul E. Pfeifer is running unopposed.



# CHIEF JUSTICE OF THE SUPREME COURT

## CANDIDATES

### ERIC BROWN (D-COLUMBUS)

**Experience:** School Board Member, Mayfield City Schools; Bar Assn. Treasurer; Asst. Attorney General

**Occupation:** Chief Justice

**Memberships:** Congregation Tifereth Israel

**Education:** B.A., Cleveland State University; J.D., Cleveland-Marshall College of Law

**Campaign Committee:** Brown for Ohio, 1480 Dublin Road, Columbus, OH 43215

**Website:** brownforohio.com

## CANDIDATES

### MAUREEN O'CONNOR (R-COLUMBUS)

**Experience:** Lt. Governor of Ohio/Director of Dept. of Public Safety; Summit County Prosecuting Attorney; Summit County Common Pleas Judge; Summit County Probate Court Magistrate

**Occupation:** Justice, Ohio Supreme Court

**Memberships:** Ohio State Bar Association; Ohio Bar Foundation

**Education:** B.A., Seton Hill College; J.D., Cleveland-Marshall College of Law

**Campaign Committee:** O'Connor for Chief Justice, 211 S. Fifth Street, Columbus, OH 43209

**Website:** oconnorforchiefjustice.com



## COMMITMENT TO COMMUNITY



Jim Castle, president and CEO



Bridget Gargan, vice president, State Policy and Advocacy

Rick Frank, director, State Policy and Advocacy


Charlie Solley, manager, State Policy and Advocacy



Ohio's hospitals...  
330,000 Ohioans  
who care

155 East Broad Street, Floor 15, Columbus, Ohio 4315-3620 614.221.7614 [www.ohanet.org](http://www.ohanet.org)





## CANDIDATES

### MARY JANE TRAPP (D-COLUMBUS)

**Experience:** Managing Partner, Apicella & Trapp; City of Cleveland Heights Police Dept., Civil Service Interviewer; Trapp Family Real Estate Business — Commercial Real Estate Council

**Occupation:** Presiding and Administrative Judge

**Memberships:** Lake County United Way Women's Initiative (Charter Member); Chagrin Valley Women's Club

**Education:** A.B., Mount Holyoke College; J.D., Case Western Reserve University School of Law

**Campaign Committee:** Citizens for Mary Jane Trapp, 545 E. Town St., Columbus, OH 43215

**Website:** maryjanetrapp.com

## CANDIDATES

### JUDITH ANN LANZINGER (R-COLUMBUS)

**Occupation:** Justice, Ohio Supreme Court

**Education:** B.A., University of Toledo; J.D., University of Toledo College of Law; Masters, University of Nevada-Reno

**Campaign Committee:** Re-Elect Justice Lanzinger Committee, 260 N. Cassady Ave., Columbus, OH 43209

**Website:** jjudy.com

## CANDIDATES

### PAUL PFEIFER (R-COLUMBUS)

**Experience:** Partner-Cory, Brown and Pfeifer; Assistant Prosecuting Attorney-Crawford County; Assistant Attorney General

**Occupation:** Justice, Ohio Supreme Court

**Memberships:** Grace United Methodist Church

**Education:** B.A., Economics/Political Science/History, The Ohio State University; J.D., The Ohio State University

**Campaign Committee:** Re-Elect Justice Paul Pfeifer, 211 S. 5th Street, Columbus, OH 43215

*Providing legal counsel and government relations services for over 60 years.*

It's more than our attention to detail and being accessible. We go to great lengths to know your industry, to keep you informed about new developments in policy and law, and to help you strategically maneuver through challenges unique to your business.

So if you're looking for a trusted legal advisor to go above and beyond what you'd expect, look to Bricker & Eckler LLP. We understand manufacturing and are proud to serve as legal counsel to the Ohio Manufacturers' Association.

**OMA Counsel:**



Kurtis A. Tunnell  
Managing Partner  
ktunnell@bricker.com



Mark A. Engel  
Tax Counsel  
mengel@bricker.com



Frank L. Merrill  
Environmental Counsel  
fmerrill@bricker.com



Thomas J. O'Brien  
Energy Counsel  
tbrien@bricker.com



Thomas R. Sant  
Workers' Comp Counsel  
tsant@bricker.com



Betsy A. Swift  
Employment Counsel  
bswift@bricker.com

**Government Relations Practice Group:**

Maria J. Armstrong  
Gregory J. Lestini  
Miranda C. Motter  
Terrence O'Donnell

Christopher N. Slagle  
Elisabeth A. Squeglia  
Faith M. Williams



[www.bricker.com](http://www.bricker.com)

Columbus · Cincinnati · Dayton · Cleveland





# OHIO COURT OF APPEALS

# 2010

**THE OHIO COURT OF APPEALS** has jurisdiction to review and affirm, modify or reverse judgments of lower courts or administrative agencies within its district. The Court of Appeals is the final level of appeal before the Ohio Supreme Court. Members of the Court sit on three-judge panels and serve six year terms.

The following candidates are running unopposed for seats on the Ohio Court of Appeals:

**District 4** — Adams, Athens, Gallia, Highland, Hocking, Jackson, Lawrence, Meigs, Pickawasy, Pike, Ross, Scioto, Vinton, and Washington

**Matthew W. McFarland (R)**

**District 7** — Belmont, Carroll, Columbiana, Harrison, Jefferson, Mahoning, Monroe and Noble

**Gene Donofrio (D)**





# OHIO COURT OF APPEALS

## DISTRICT 1

### PAT FISCHER (R-CINCINNATI)

**Experience:** Partner, Keating Muething & Klekamp LLP

**Occupation:** Attorney

**Memberships:** Hamilton County Mental Health & Recovery Services Board; VISIONS Community Services Board; Cincinnati Children's Museum Board; St. Xavier Catholic Church; Citizens on Patrol; Ohio Supreme Court Professionalism Commission; Ohio Supreme Court Task Force on Commercial Docket

**Education:** J.D., Harvard Law School

**Campaign Committee:** Friends of Pat Fischer, 6460 Kincaid Lane, Cincinnati, OH 45213

**Website:** patfischer.org

### MARTHA GOOD (D-CINCINNATI)

**Experience:** Law Clerk, Judge David Porter; Associate, Frost & Jacobs; Circuit Mediator, 6<sup>th</sup> District Court of Appeals; Public Defender

**Occupation:** Assistant Professor, Miami University

**Memberships:** President, Friends of Harriet Beecher Stowe House

**Education:** Skidmore College; Ph.D. Political Science, Brown University; J.D., University of Cincinnati College of Law

**Campaign Committee:** Elect Good Judge Committee, 3532 Herchel View St., Cincinnati, OH 45208

**Website:** marthagood.org

### WILLIAM MALLORY JR. (D-CINCINNATI)

**Occupation:** Judge, Municipal Court of Hamilton County

**Education:** B.A., University of Cincinnati; J.D., Salmon P. Chase College of Law

**Campaign Committee:** Citizens for William Mallory, 907 Dayton St., Cincinnati, OH 45214

### SYLVIA SIEVE HENDON (R-CINCINNATI)

**Occupation:** Judge, 1<sup>st</sup> District Court of Appeals

**Memberships:** Cincinnati Bar Association; Coalition for a Drug Free Greater Cincinnati

**Education:** B.A., Edgewood College; J.D., Salmon P. Chase College of Law

**Campaign Committee:** Committee to Elect Judge Hendon, 3857 Lincoln Road, Cincinnati, OH 45247

**Website:** judgehendon.com

## **DISTRICT 2** MARY DONOVAN (R-DAYTON)

**Experience:** Montgomery County Public Defender's Office; City Law Dept., City of Cincinnati Prosecutor's Office; Montgomery County Public Defender's Office; Lake County Public Defender's Office

**Occupation:** Attorney

**Education:** B.A., University of Cincinnati; J.D., University of Dayton Law School

**Campaign Committee:** Committee to Elect Mary Donovan, 124 East Third Street, Dayton, OH 45420

## **MIKE FAIN (D-DAYTON)**

**Occupation:** General Law Practice; Adjunct Professor, University of Dayton

**Memberships:** Public Confidence and Public Outreach Committee of the Ohio Judicial Conference; Unjust Criticism of Judges and Judicial Index

**Education:** B.A., Yale College; J.D., University of Pennsylvania Law School

**Campaign Committee:** Friends of Mike Fain, 449 Isabella Circle, Dayton, OH 45458

## **MIKE HALL (R-RIVERSIDE)**

**Experience:** Dayton Police Officer; Private Law Practice

**Occupation:** Attorney

**Memberships:** Ohio State Bar Association; American Bar Association; Florida Bar Association

**Education:** B.S., University of Dayton; J.D., University of Dayton

**Campaign Committee:** Mike Hall for Appeals Court Committee, 131 N. Ludlow St., Suite 1315, Dayton, OH 45402

## **DISTRICT 3** RICHARD ROGERS (R-MARION)

**Experience:** Private Practice; Assistant County Prosecutor (Marion County); Municipal Court Judge (Marion County)

**Occupation:** Judge, 3<sup>rd</sup> District Court of Appeals

**Memberships:** Ohio State Bar Association

**Education:** B.A., Ohio Northern University; J.D., Ohio Northern University

## **STEPHEN SHAW (R-ELIDA)**

**Experience:** Private Practice Law; Adjunct Professor, Ohio Northern University

**Occupation:** Attorney

**Memberships:** Ohio State Bar Association; American Bar Association

**Education:** B.A., Earlham College; J.D., Ohio Northern University; LL.M. (Master of Laws), University of Virginia



# OHIO COURT OF APPEALS

## **DISTRICT 4** MATTHEW MCFARLAND (R-SCIOTOVILLE)

**Experience:** Magistrate (Scioto County Common Pleas); Scioto County Assistant Prosecutor; Private Practice, Adjunct Professor (Shawnee State University); Professor, Capital University

**Occupation:** Judge, 4<sup>th</sup> District Court of Appeals

**Memberships:** Wheelersburg Kiwanis

**Education:** Capital University; J.D., Capital University

**Campaign Committee:** McFarland for Court of Appeals, 439 Hollow Road, Sciotoville, OH 45662

## **DISTRICT 5** KRISTINE BEARD (D-CANTON)

**Experience:** Solo practice and counsel for Herbert and Associates, LLC

**Occupation:** Attorney

**Memberships:** Ohio Supreme Court Advisory Counsel; Stark County Democratic Party

**Education:** B.A., University of Akron; B.A., Clarkson University; J.D., University of Akron

**Campaign Committee:** Committee to Elect Kristine Beard Judge, 8417 Parks Avenue NE, Alliance, OH 44601

## **JULIE EDWARDS (R-CANTON)**

**Occupation:** Judge, 5<sup>th</sup> District Court of Appeals

**Education:** B.A., The Ohio State University; J.D., The Ohio State University Moritz College of Law

**Campaign Committee:** Re-Elect Judge Julie Edwards to the Court of Appeals Committee, 1231 Lincoln Way East, Massillon, OH 44646

**Website:** [judgejulieedwards.com](http://judgejulieedwards.com)

## **SHEILA FARMER (R-CLINTON)**

**Experience:** Presiding Judge (Massillon Municipal Court); Stark Common Pleas

**Occupation:** Judge, 5<sup>th</sup> District Court of Appeals

**Education:** B.A., Marymount College; J.D., Case Western Reserve

**Campaign Committee:** Citizens for Farmer, 216 South Walnut St, Baltimore, OH 43105

## **ROBERT BRENT VOLLMER (LIBERTARIAN-NEWARK)**

**Experience:** Lumen Legal/Gnoesis Group, Contract Attorney

**Occupation:** Attorney

**Education:** B.A., The Ohio State University; J.D., University of Toledo College of Law

**Campaign Committee:** Vollmer for Judge, 14455 State Rd., Ostrander, OH 43061

**Website:** [votevollmer.com](http://votevollmer.com)



## **DISTRICT 6** KEILA COSME (D-OAK HARBOR)

**Experience:** Partner, Cosme, D'Angelo and Szollosi Co. L.P.A.; Attorney, Calfee, Halter and Griswold

**Occupation:** Judge, 6<sup>th</sup> District Court of Appeals

**Memberships:** Ohio Association for Justice; Hispanic National Bar Association; Ohio Hispanic Bar Association; AFL-CIO Lawyers Coordinating Committee

**Education:** B.A., Boston University; J.D., Cleveland-Marshall College of Law

**Campaign Committee:** Committee to Retain Judge Keila Cosme, 6835 Wexford Hill Lane, Holland, OH 43528

## **MARK PIETRYKOWSKI (D-TOLEDO)**

**Experience:** Law Clerk, US Bankruptcy Judge (Northern District of Ohio); Attorney, Manahan, Pietykowski, Bamman, and Delaney

**Occupation:** Attorney

**Education:** B.A., University of Notre Dame; J.D., Ohio Northern University

## **STEVE YARBROUGH (R-SYLVANIA)**

**Experience:** Assistant Attorney General

**Occupation:** Trial Judge

**Education:** Bachelor's, Masters, J.D. Degrees from University of Toledo

**Campaign Committee:** Yarbrough Campaign Committee, 5800 Monroe St., B11, Sylvania, OH 43560

**Website:** [yarbroughforjudge.org](http://yarbroughforjudge.org)

## **DISTRICT 7** GENE DONOFRIO (D-CANFIELD)

**Experience:** Assistant Prosecuting Attorney (City of Youngstown); Assistant Prosecuting Attorney (Mohoning County); Assistant Attorney General (State of Ohio)

**Occupation:** Attorney

**Memberships:** Florida Bar Association; Ohio State Bar Association; American Bar Association

**Education:** B.A., Youngstown State University; J.D., University of Akron

**Campaign Committee:** Committee to Elect Gene Donofrio Judge Court of Appeals, 21 Topaz Circle, Canfield, OH 44406

# OHIO COURT OF APPEALS

## DISTRICT 8

### EILEEN GALLAGHER (D-ROCKY RIVER)

**Occupation:** Judge

**Education:** Dominican College; Cleveland-Marshall College of Law

**Campaign Committee:** Committee to Elect Eileen Gallagher, 46 Pond Drive, Rocky River, OH 44116

### ELIZABETH HARVEY (R-LAKEWOOD)

**Occupation:** Attorney, Ulmer & Berne LLP

**Education:** Alma College; Thomas M. Cooley Law School

**Campaign Committee:** Friends of Elizabeth Harvey, 1236 French Ave., Lakewood, OH 44107

### KATHLEEN ANN KEOUGH (D-CLEVELAND)

**Occupation:** Cleveland Municipal Court Judge

**Memberships:** Cleveland Metro Bar Association; American Judges Association

**Education:** B.A., Youngstown State University; J.D., Cleveland-Marshall College of Law

**Campaign Committee:** Friends of Judge Kathleen Ann Keough, 21300 Lorain Road, Fairview Park, OH 44126

### MARY EILEEN KILBANE (D-CLEVELAND)

**Occupation:** Judge, 8<sup>th</sup> District Court of Appeals

**Memberships:** Association of Municipal and County Judges in Ohio; Cleveland Bar; Cuyahoga Bar; Ohio State Bar; Supreme Court Committee on Dispute Resolution; Supreme Court Traffic Rules Review Commission

**Education:** B.A., John Carroll University; J.D., Cleveland-Marshall College of Law

**Campaign Committee:** Mary Eileen Kilbane for Judge Committee, 3218 W. 159<sup>th</sup> Street, Cleveland, OH 44111

### BRIAN MORIARTY (R-BAY VILLAGE)

**Occupation:** Attorney, Appellate Judge

**Education:** Baldwin-Wallace College; J.D., Cleveland-Marshall College of Law

**Campaign Committee:** Moriarty for Judge Committee, 28127 West Oviatt Road Suite 100, Bay Village, OH 44140

**Website:** [moriartyforjudge.com](http://moriartyforjudge.com)

### MELODY STEWART (D-EUCLID)

**Experience:** Health Care Administrator; Music Teacher; Civil Defense Litigator; Law School Administrator and Professor

**Occupation:** Judge, 8<sup>th</sup> District Court of Appeals

**Education:** B.A., University of Cincinnati; J.D., Cleveland-Marshall College of Law; Ph.D., Case Western Reserve University

**Campaign Committee:** Judge Melody Stewart Re-Election Committee, 14394 Washington Blvd., University Heights, OH 44118

## **DISTRICT 9** ROBERT BROWN (D-WOOSTER)

**Experience:** Assistant Prosecutor (Wayne County); Private Practice Attorney

**Occupation:** Wayne County Common Pleas Judge

**Education:** B.A., The Ohio State University; J.D., University of Toledo School of Law

## **DONNA CARR (R-AKRON)**

**Experience:** Assistant Prosecutor (Summit County); Chief Council, Civil Division

**Occupation:** Judge, 9<sup>th</sup> District Court of Appeals

**Memberships:** Montrose Zion United Methodist Church; Ohio State Bar Association

**Education:** B.A., Kent State University; J.D., University of Akron

**Campaign Committee:** Keep Judge Donna Carr Committee, 775 Stonehaven Circle, Hudson, OH 44236

## **CARLA MOORE (D-AKRON)**

**Experience:** Teacher; Judge, Akron Municipal Court; Attorney, Attorney Generals Office; Attorney, Buckingham, Doolittle & Burroughs, L.P.A.

**Occupation:** Judge, 9<sup>th</sup> District Court of Appeals

**Memberships:** Ohio State Bar

**Education:** B.A., University of Akron; J.D., The Ohio State University

**Campaign Committee:** Friends of Judge Moore, 1066 Jefferson Ave., Akron, OH 44313

**Website:** [judgecarlamore.com](http://judgecarlamore.com)

## **RITA ROCHFORD (D-AKRON)**

**Experience:** Lecturer; Magistrate; Legal Advisor; Deputy Law Director/Prosecuter (Stow)

**Occupation:** Summit County Juvenile Court Magistrate

**Education:** B.A., University of Akron; J.D., University of Akron

**Campaign Committee:** Rochford for Judge, 799 N. Azalea Blvd., Barberton, OH 44203

**Website:** [rochfordforjudge.com](http://rochfordforjudge.com)

## **WILLIAM WELLEMAYER (R-AKRON)**

**Experience:** Assistant Prosecuting Attorney (Summit County)

**Occupation:** Staff Attorney, Summit County Court of Common Pleas

**Memberships:** Knights of Columbus; National Rifle Association

**Campaign Committee:** Wellemeyer for Judge Committee, 682 E. Tuscarawas Ave., Barberton, OH 44203

**Website:** [wellemeyerforjudge.com](http://wellemeyerforjudge.com)

## **BETH WHITMORE (R-FAIRLAWN)**

**Experience:** Attorney; Arter & Hadden; Adjunct Professor, University of Akron

**Occupation:** Judge, 9<sup>th</sup> District Court of Appeals

**Education:** Grinnell College; University of Akron

**Campaign Committee:** Re-Elect Judge Beth Whitmore, 801 Geddes Bluff, Sagamore Hills, OH 44067



# OHIO COURT OF APPEALS

## DISTRICT 10

### SUSAN BROWN (R-COLUMBUS)

**Experience:** Commissioner, Ohio Court of Claims; Private Practice of Law; Assistant Attorney General; Sixth Grade Teacher

**Occupation:** Judge, 10<sup>th</sup> District Court of Appeals

**Memberships:** Founder/Chairperson, Franklin County Juvenile Gun Task Force; Appellate Judges Assn.; Ohio Bar Assn.; Operations Board for Buckeye Ranch Inc.; Board of Directors, Capital University

**Education:** B.S., Kent State University; M.A., The Ohio State University; J.D., Capital University

**Campaign Committee:** Committee to Re-Elect Judge Susan Brown, 14 East Gay Street, 2<sup>nd</sup> Floor, Columbus, OH 43215

### JULIA DORRIAN (D-COLUMBUS)

**Experience:** Attorney, Brickler and Eckler LLP; Building Communities Coordinator; St. Stephens Community House; Professor, Ohio Judicial College

**Occupation:** Attorney/Professor

**Memberships:** Vice Chair, Franklin County Municipal Court Rules Committee; American Bar Association; Ohio Bar Association

**Education:** B.A., University of Notre Dame; J.D., The Ohio State University; M.A., The Ohio State University

**Campaign Committee:** Citizens for Julia L. Dorrian, 65 East State Street, Suite 500, Columbus, OH 43215

**Website:** [judgedorrian.com](http://judgedorrian.com)

### JUDI FRENCH (R-COLUMBUS)

**Experience:** Attorney, Porter, Wriht, Morris & Arthur; Deputy Director of Legal Affairs, Ohio Environmental Protection Agency; Chief Council/Assistant, Ohio Attorney General; Chief Legal Counsel, Gov. Bob Taft.

**Occupation:** Attorney

**Education:** B.A., The Ohio State University; M.A., The Ohio State University; J.D., The Ohio State University

**Campaign Committee:** French for Judge, 100 S. Third Street, Columbus, OH 43215

**Website:** [judgejudifrench.com](http://judgejudifrench.com)

### DAN HAWKINS (R-WESTERVILLE)

**Occupation:** Director, Abuse Unit, Franklin County Prosecutor's Office

### WILLIAM KLATT (R-COLUMBUS)

**Experience:** Chief Legal Counsel, Governor Bob Taft; Assistant Attorney General; Litigation Partner Squire, Sanders & Dempsey

**Occupation:** Judge, 10<sup>th</sup> District Court of Appeals

**Memberships:** Columbus Bar; Ohio State Bar Association; Board of Governors (Ohio Bar); Board Member, Ohio Legal Assistance Foundation; Board Member, Arts and College Preparatory Academy

**Education:** B.A., Miami University (OH); J.D., Notre Dame University

**Campaign Committee:** Committee to Re-Elect Judge William Klatt, 14 East Gay Street, 2<sup>nd</sup> Floor, Columbus, OH 43215

### EDWARD PARKS (D-COLUMBUS)

**Experience:** Assistant Legal Counsel and Attorney Examiner, Public Utilities Commission of Ohio

**Occupation:** Attorney

**Education:** B.A., Otterbein College; J.D., Howard University

**Campaign Committee:** Parks for Judge of Court of Appeals Committee, 309 S. Fourth Street, Columbus, OH 43215

## DISTRICT 11

### EUGENE LUCCI (R-CONCORD)

**Experience:** Lake County Common Pleas Judge; Trial Attorney; Senior Partner, McNamara, Lucci, Hanrahan & Loxterman; Police Officer

**Occupation:** Common Pleas Judge

**Memberships:** American Bar Association; American Judges Association; The Federalist Society; Ohio Judicial Conference

**Education:** B.A., Case Western Reserve; J.D., Cleveland-Marshall College of Law

**Campaign Committee:** Friends of Judge Eugene A. Lucci, 8440 Station Street, Mentor, OH 44060

**Website:** [judgelucci.com](http://judgelucci.com)

### THOMAS WRIGHT (D-BROOKFIELD)

**Experience:** Law Clerk, 11<sup>th</sup> District Court of Appeals; Litigation Lawyer

**Occupation:** Judge, Trumbull County District Court

**Education:** B.S. Business Administration, The Ohio State University; Toledo University

**Campaign Committee:** Committee to Elect Wright for Judge, 8872 E. Market Street, Warren, OH 44484

## DISTRICT 12

### RACHEL HUTZEL (R-LEBANON)

**Experience:** Chief Assistant Prosecutor, Warren County; Assistant Prosecutor, Warren County; Associate Attorney, Thompson Hine and Flory

**Occupation:** Prosecutor, Warren County

**Memberships:** Board Member, Project Excellence; Board Member, Child Fatality Review; Board Chairman, Community Corrections; Co-Chair—Domestic Violence Coordinating Council; Coalition for a Drug-Free Greater Cincinnati; Farm Bureau

**Education:** B.A., University of Massachusetts; University of Dayton

**Campaign Committee:** Hutzel for Judge, 53-B Shaker Run Rd., Lebanon, OH 45036

**Website:** [rachelhutzel.com](http://rachelhutzel.com)

### ROBIN PIPER III (R-HAMILTON)

**Experience:** Assistant Prosecutor; Private Law Practice

**Occupation:** Prosecutor, Butler County

**Memberships:** Ohio Prosecuting Attorneys Association; Township Trustee Association; Government Attorneys in Capital Litigation; Butler County Bar Association; Butler County Chiefs of Police Association; Ohio State Bar Association; National Association of Drug Diversion Investigators; Fraternal Order of Police; Rotary; Exchange Club; Scottish Rite; NRA


**Education:** Bachelors Degree in Public Administration, Miami University; J.D., University Dayton School of Law

**Campaign Committee:** Piper for Court of Appeals, 2 Woodbury Court, Hamilton, OH 45013

**Website:** [piperforjudge.com](http://piperforjudge.com)

# **AK Steel and Ohio**

Proud Heritage,  
Bright Future



AK Steel is a member of  
The Ohio Manufacturers' Association

**AK Steel**





# OHIO CONGRESSIONAL RACES

# 2010

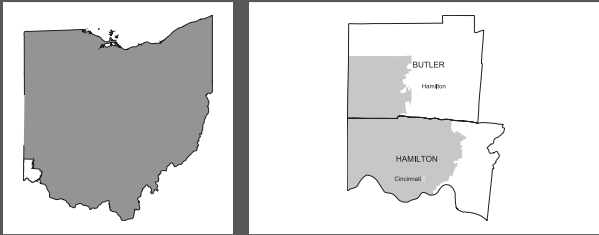


**OHIO** has 18 congressional districts that are up for election every two years. Democrats currently hold a 10–8 majority of the seats. All incumbents are seeking re-election.

# 1ST

## FIRST CONGRESSIONAL DISTRICT

### DISTRICT MAP



#### DESCRIPTION

Comprised of portions of Hamilton and Butler counties, this district contains Cincinnati, White Oak, Norwood, and Forest Park.

### POLITICAL LANDSCAPE

<b>Political Republican Index:</b>		<b>'08</b>	<b>'10</b>
		53.04%	51.20%
<b>Results ('08):</b>			
Steve Driehaus	(D)	52.47%	
Steve Chabot	(R)	47.48%	
<b>'08 Presidential Results:</b>			
Barack Obama	(D)	54.60%	
John McCain	(R)	44.40%	

### CANDIDATES

#### STEVE CHABOT (R-CINCINNATI)

**Experience:** Professor, University of Cincinnati; Attorney

**Occupation:** Professor, Attorney

**Memberships:** Conservative Opportunity Society

**Education:** B.A., Col. of William & Mary; J.D., Chase Col. of Law

**Campaign Committee:** Chabot for Congress, 3341 Harrison Ave., Cincinnati, OH 45211

**Website:** [stevechabot.com](http://stevechabot.com)

#### STEVE DRIEHAUS (D-CINCINNATI) ★

**Experience:** Dir. of Community Building Inst., Xavier Univ.; Asst. Dir., Ctr. for International Ed. and Develop. Assistance, Indiana Univ.; legislative aide, Cincinnati Councilman Todd Portune

**Occupation:** Congressman

**Memberships:** Price Hill Hist. Soc. & Civic Club; Bd. of Seton H. Sch.; Ctr. Cinci. Found.; Gtr. Cinci. Microenterprise Init.—Loan Com.

**Education:** B.A., Political Science, Miami Univ.; M.P.A., Indiana Univ.

**Campaign Committee:** Driehaus for Congress, 3741 Glenmore Ave., Cincinnati, OH 45211

**Website:** [driehausforohio.com](http://driehausforohio.com)

#### RICH STEVENSON (GREEN-CINCINNATI)

**Experience:** Political Activist and Writer; Contract Machine Draftsman; Insurance Investigator

**Memberships:** Citizens for Civic Renewal; Fathers for Equal Rights

**Education:** B.S., Murray State; U.S. Army Intelligence School

**Campaign Committee:** Citizens for Stevenson, P.O. Box 9954, Cincinnati, OH 45209

**Website:** [cs2pr.us/hamco/usaiva](http://cs2pr.us/hamco/usaiva)

#### JIM BERNS (LIBERTARIAN-CINCINNATI)

**Experience:** Supervisor, General Contracting Company

**Occupation:** Super., Univ. of Cinci.; Owner, Lawn Care; Pet Detective

**Education:** Some College

**Campaign Committee:** Berns for Congress, 1220 W. North Bend Road, Cincinnati, OH 45224

### ECONOMIC PROFILE

INDUSTRIES	# of Establishments		Employment		Payroll	
	'07-'09	% Change '07-'09	'07-'09	% Change '07-'09	'07-'09	% Change '07-'09
Agriculture, Forestry, Fishing and Hunting	17	0%	133	-3%	733,648	12%
Mining	9	13%	264	-5%	2,302,053	-17%
Utilities	27	-4%	2,078	-5%	35,889,952	-1%
Construction	1,074	-12%	14,521	-11%	170,330,320	-8%
Manufacturing	747	-4%	33,668	-6%	583,213,580	0%
Wholesale Trade	732	-7%	12,840	-10%	192,110,324	-12%
Retail Trade	1,725	-3%	26,947	-7%	158,269,326	-5%
Transportation and Warehousing	259	-11%	9,309	-23%	92,954,236	-31%
Information	177	-10%	6,231	-9%	89,815,475	-6%
Finance and Insurance	724	4%	8,962	-11%	150,893,413	-17%
Real Estate and Rental and Leasing	444	-9%	3,002	-12%	26,784,685	-12%
Professional, Scientific and Technical Services	1,080	-3%	15,610	0%	218,531,230	2%
Management of Companies and Enterprises	82	5%	15,627	-7%	402,952,559	-33%
Admin. & Support/Waste Mgmt. & Remediation	660	-3%	17,797	-14%	122,918,677	-9%
Educational Services	317	-4%	27,072	-2%	267,052,596	-4%
Health Care and Social Assistance	1,301	0%	60,499	2%	664,169,697	6%
Arts, Entertainment and Recreation	149	1%	3,659	2%	48,569,253	-29%
Accommodation and Food Services	1,022	-2%	21,538	-6%	74,262,925	-4%
Other Services (except Public Administration)	1,037	-6%	9,083	-8%	61,221,977	-14%
Public Administration	152	3%	9,281	-13%	136,994,942	-4%
Other	30	88%	91	116%	594,432	55%
<b>TOTAL</b>	<b>11,765</b>	<b>-4%</b>	<b>298,211</b>	<b>-6%</b>	<b>3,500,565,300</b>	<b>-9%</b>

See pages 178 & 179 for the detailed demographic data for this district.

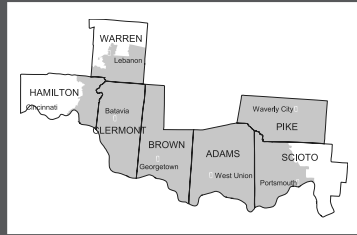




# 2ND

## SECOND CONGRESSIONAL DISTRICT

### DISTRICT MAP



### DESCRIPTION

Includes part of Warren, Hamilton, and Scioto counties including Lebanon, Sharonville and Blue Ash, and Portsmouth respectively. All of Clermont, Brown, Adams, and Pike counties are also in this district.

### POLITICAL LANDSCAPE

<b>Political Republican Index:</b>	<b>'08</b>	<b>'10</b>
	61.43%	60.40%
<b>Results ('08):</b>		
Victoria Wulsin	(D)	37.46%
Jean Schmidt	(R)	44.83%
<b>'08 Presidential Results:</b>		
Barack Obama	(D)	40.00%
John McCain	(R)	58.60%

### CANDIDATES

#### JEAN SCHMIDT (R-LOVELAND) ★

**Occupation:** Congresswoman

**Memberships:** Ohio Township Association; Clermont Northwest Rotary

**Education:** B.A. Political Science, University of Cincinnati

**Campaign Committee:** Schmidt for Congress Committee, 771 Wards Corner Road, Loveland, OH 45140

**Website:** jeanschmidt.com

#### SURYA YALAMANCHILI (D-CINCINNATI)

**Experience:** Dir. of Product Marketing, SocialMedia Networks; Dir. of Marketing, LinkedIn; Brand Manager, Procter & Gamble

**Education:** B.S. Rutgers University

**Campaign Committee:** Surya for Congress, PO Box 9536, Cincinnati, OH 45209

**Website:** votechili.com

#### MARC JOHNSTON (LIBERTARIAN)

### ECONOMIC PROFILE

INDUSTRIES
Agriculture, Forestry, Fishing and Hunting
Mining
Utilities
Construction
Manufacturing
Wholesale Trade
Retail Trade
Transportation and Warehousing
Information
Finance and Insurance
Real Estate and Rental and Leasing
Professional, Scientific and Technical Services
Management of Companies and Enterprises
Admin. & Support/Waste Mgmt. & Remediation
Educational Services
Health Care and Social Assistance
Arts, Entertainment and Recreation
Accommodation and Food Services
Other Services (except Public Administration)
Public Administration
Other
TOTAL

	# of Establishments	% Change '07-'09	Employment	% Change '07-'09	Payroll	% Change '07-'09
Agriculture, Forestry, Fishing and Hunting	34	-3%	196	-5%	998,287	1%
Mining	15	-6%	135	-13%	1,180,499	-14%
Utilities	51	-6%	1,871	-1%	39,109,486	5%
Construction	1,147	-15%	10,829	-14%	127,297,112	-10%
Manufacturing	800	-5%	35,760	-12%	469,214,856	-22%
Wholesale Trade	1,220	-3%	15,002	-5%	293,353,854	-4%
Retail Trade	2,136	-3%	38,101	-5%	236,162,833	-5%
Transportation and Warehousing	346	-1%	8,406	12%	98,626,621	15%
Information	261	1%	6,543	0%	120,991,943	-11%
Finance and Insurance	1,238	-1%	23,823	10%	443,119,818	-3%
Real Estate and Rental and Leasing	670	-4%	4,544	-14%	49,478,262	-21%
Professional, Scientific and Technical Services	1,996	-3%	25,243	-4%	388,795,010	-5%
Management of Companies and Enterprises	125	5%	15,299	14%	414,594,893	7%
Admin. & Support/Waste Mgmt. & Remediation	904	-3%	19,992	-5%	171,539,210	-10%
Educational Services	419	3%	22,650	4%	211,451,730	5%
Health Care and Social Assistance	1,580	3%	40,418	5%	352,501,236	6%
Arts, Entertainment and Recreation	228	-2%	5,272	-7%	34,250,173	0%
Accommodation and Food Services	1,298	1%	28,534	-1%	101,237,809	-1%
Other Services (except Public Administration)	1,562	-5%	10,533	-4%	63,841,170	-6%
Public Administration	374	2%	10,432	11%	121,513,836	13%
Other	36	89%	104	235%	956,635	334%
TOTAL	16,440	-3%	323,686	-1%	3,740,215,273	-4%

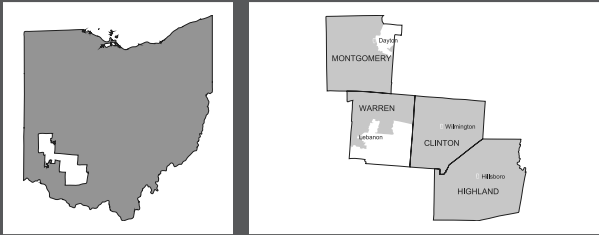
See pages 178 & 179 for the detailed demographic data for this district.



# 3RD

## THIRD CONGRESSIONAL DISTRICT

### DISTRICT MAP



### DESCRIPTION

All of Clinton and Highland counties and parts of Warren and Montgomery counties. Dayton, Kettering, Miamisburg, and Centerville are in this district.

### CANDIDATES

#### MIKE TURNER (R-KETTERING) ★

**Experience:** President, JMD Development; Corporate Council, MTC International

**Occupation:** Attorney, Congressman

**Education:** B.A., Ohio Northern University; J.D., Case Western University; M.B.A., University of Dayton

**Campaign Committee:** Citizens for Turner, 120 W. Second St., Suite 1510, Dayton, OH 45402

**Website:** miketurner.com

#### JOE ROBERTS (D-DAYTON)

**Website:** facebook.com/pages/Joe-Roberts-for-Congress/121667241199155?v=info

### POLITICAL LANDSCAPE

#### Political Republican Index:

'08 53.45% '10 53.10%

#### Results ('08):

Jane Mitakides (D) 36.68%  
Mike Turner (R) 63.32%

#### '08 Presidential Results:

Barack Obama (D) 47.30%  
John McCain (R) 51.40%

### ECONOMIC PROFILE

INDUSTRIES	# of Establishments	% Change '07-'09	Employment	% Change '07-'09	Payroll	% Change '07-'09
Agriculture, Forestry, Fishing and Hunting	30	-6%	281	-8%	1,624,746	-15%
Mining	13	30%	79	-20%	696,530	-28%
Utilities	43	2%	1,568	4%	30,314,768	9%
Construction	821	-14%	7,349	-20%	80,867,348	-18%
Manufacturing	716	-3%	27,041	-28%	337,858,333	-46%
Wholesale Trade	662	-4%	8,594	-8%	107,398,042	-10%
Retail Trade	1,788	-2%	27,099	-6%	152,181,731	-6%
Transportation and Warehousing	297	-11%	15,205	-18%	211,514,686	-8%
Information	216	3%	10,307	-4%	145,575,169	-28%
Finance and Insurance	869	-1%	11,187	-10%	155,706,660	-17%
Real Estate and Rental and Leasing	538	-3%	3,421	-10%	26,336,252	-13%
Professional, Scientific and Technical Services	1,278	-3%	12,530	-4%	171,849,055	-4%
Management of Companies and Enterprises	94	9%	5,459	6%	125,999,278	-17%
Admin. & Support/Waste Mgmt. & Remediation	605	-5%	11,702	-30%	71,530,248	-32%
Educational Services	356	1%	26,318	3%	252,318,070	3%
Health Care and Social Assistance	1,457	1%	51,719	5%	509,496,051	5%
Arts, Entertainment and Recreation	173	4%	3,401	-6%	17,117,205	-12%
Accommodation and Food Services	1,095	-3%	23,170	-8%	72,456,337	-9%
Other Services (except Public Administration)	1,064	-4%	8,498	-7%	59,350,822	0%
Public Administration	285	-1%	10,652	-2%	132,337,089	1%
Other	21	40%	50	76%	273,685	18%
<b>TOTAL</b>	<b>12,421</b>	<b>-3%</b>	<b>265,630</b>	<b>-8%</b>	<b>2,662,802,105</b>	<b>-15%</b>

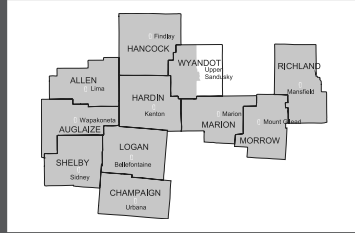
See pages 178 & 179 for the detailed demographic data for this district.



# 4TH

## FOURTH CONGRESSIONAL DISTRICT

### DISTRICT MAP



### DESCRIPTION

Composed of all of Allen, Auglaize, Shelby, Hancock, Hardin, Logan, Marion, Morrow, and Richland counties. The western portions of Wyandot county also fall within the district.

### CANDIDATES

#### JIM JORDAN (R-URBANA) ★

**Experience:** Assistant Wrestling Coach, The Ohio State University; Camp Director, Heilickson Commuter Camps

**Occupation:** Congressman

**Memberships:** Farm Bureau; Ohio Right to Life; Ohioans for Term Limits; Grace Bible Church

**Education:** B.A. Economics, University of Wisconsin; M.A. Education, The Ohio State University; J.D., Capital University

**Campaign Committee:** Jim Jordan for Congress, 1709 South State Route 560, Urbana, OH 43078

**Website:** jimjordanforcongress.com

#### DOUG LITT (D-MANSFIELD)

#### DONALD CHARLES KISSICK (LIBERTARIAN)

### POLITICAL LANDSCAPE

Political Republican Index:	'08	'10
	59.96%	59.50%
<b>Results ('08):</b>		
Mike Carroll	(D)	34.83%
Jim Jordan	(R)	65.17%
<b>'08 Presidential Results:</b>		
Barack Obama	(D)	38.20%
John McCain	(R)	59.80%

### ECONOMIC PROFILE

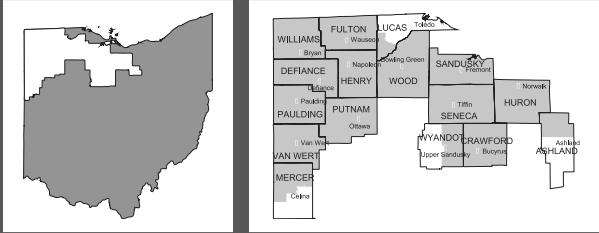
INDUSTRIES
Agriculture, Forestry, Fishing and Hunting
Mining
Utilities
Construction
Manufacturing
Wholesale Trade
Retail Trade
Transportation and Warehousing
Information
Finance and Insurance
Real Estate and Rental and Leasing
Professional, Scientific and Technical Services
Management of Companies and Enterprises
Admin. & Support/Waste Mgmt. & Remediation
Educational Services
Health Care and Social Assistance
Arts, Entertainment and Recreation
Accommodation and Food Services
Other Services (except Public Administration)
Public Administration
Other
TOTAL

	# of Establishments	% Change '07-'09	Employment	% Change '07-'09	Payroll	% Change '07-'09
Agriculture, Forestry, Fishing and Hunting	93	-3%	835	7%	5,715,826	15%
Mining	NA	NA	NA	NA	NA	NA
Utilities	54	0%	1,220	0%	20,525,437	10%
Construction	1,023	-11%	8,874	-12%	86,491,577	-9%
Manufacturing	893	-3%	63,041	-17%	725,450,231	-22%
Wholesale Trade	660	-2%	9,500	-3%	96,485,579	-6%
Retail Trade	1,992	-3%	29,723	-7%	159,128,673	-7%
Transportation and Warehousing	506	-1%	9,727	-4%	92,133,330	-10%
Information	209	3%	4,436	-7%	41,979,517	-10%
Finance and Insurance	812	-2%	4,940	-8%	50,255,839	-10%
Real Estate and Rental and Leasing	438	-7%	2,055	-12%	12,730,950	-13%
Professional, Scientific and Technical Services	807	0%	5,908	-4%	55,138,287	-3%
Management of Companies and Enterprises	46	-13%	1,390	10%	20,220,840	10%
Admin. & Support/Waste Mgmt. & Remediation	533	0%	10,702	-24%	57,003,163	-24%
Educational Services	422	-1%	22,187	-3%	196,496,626	1%
Health Care and Social Assistance	1,302	-1%	38,112	2%	319,297,976	2%
Arts, Entertainment and Recreation	180	2%	2,483	1%	7,673,643	0%
Accommodation and Food Services	1,042	-1%	18,995	-8%	54,527,152	-3%
Other Services (except Public Administration)	1,145	-3%	7,977	-5%	38,238,610	-8%
Public Administration	615	-4%	11,393	-1%	126,713,812	0%
Other	NA	NA	NA	NA	NA	NA
TOTAL	12,772	-3%	253,499	-9%	2,166,207,068	-13%

See pages 178 & 179 for the detailed demographic data for this district.

# 5TH FIFTH CONGRESSIONAL DISTRICT

## DISTRICT MAP



### DESCRIPTION

All of Williams, Defiance, Fulton, Henry, Paulding, Putnam, Van Wert, Wood, Sandusky, Seneca, Crawford, and Huron counties and parts of Mercer, Lucas, Wyandot and Ashland counties.

## POLITICAL LANDSCAPE

Political Republican Index:	'08	'10
	57.81%	56.30%
<b>Results ('08):</b>		
George Mays	(D)	35.91%
Bob Latta	(R)	64.09%
<b>'08 Presidential Results:</b>		
Barack Obama	(D)	45.10%
John McCain	(R)	52.90%

## CANDIDATES

### BOB LATTA (R-BOWLING GREEN) ★

**Experience:** Attorney; Toledo Trust Company

**Occupation:** Congressman, Attorney

**Memberships:** Bowling Green Noon Kiwanis; Wood County Arthritis Foundation; Bowling Green Chamber of Commerce; NRA; Wood County Farm Bureau; Friends of Camp Perry; Wood County Historical Society; Omicron Delta Kappa Academic Honorary; Ohio Rifle and Pistol Association; Ohio State Bar Association

**Education:** B.A., Bowling Green State University; J.D., University of Toledo College of Law

**Campaign Committee:** Bob Latta for Congress, P.O. Box 106, Bowling Green, OH 43402

**Website:** lattaforcongress.com

### CALEB FINKENBINER (D-DEFIANCE)

**Education:** Tinora High School

**Campaign Committee:** Caleb for Congress Committee, P.O. Box 872, Defiance, OH 43512

**Website:** calebforcongress.com

### BRIAN L. SMITH (LIBERTARIAN-BOWLING GREEN)

**Occupation:** Engineer/Welder

## ECONOMIC PROFILE

INDUSTRIES	# of Establishments	% Change '07-'09	Employment	% Change '07-'09	Payroll	% Change '07-'09
Agriculture, Forestry, Fishing and Hunting	193	-1%	2,080	11%	15,064,820	-7%
Mining	33	3%	271	-8%	2,699,147	-24%
Utilities	79	0%	1,188	-1%	19,326,185	4%
Construction	1,193	-10%	8,549	-16%	91,162,749	-15%
Manufacturing	1,073	-5%	60,076	-20%	686,599,891	-20%
Wholesale Trade	728	0%	8,241	-5%	81,155,966	-5%
Retail Trade	1,774	-3%	24,152	-3%	125,601,167	-1%
Transportation and Warehousing	616	-1%	10,134	-3%	87,119,118	-11%
Information	235	5%	2,734	-9%	20,734,336	-17%
Finance and Insurance	768	-2%	5,856	-5%	62,612,198	-4%
Real Estate and Rental and Leasing	322	-10%	1,740	-14%	11,903,760	-14%
Professional, Scientific and Technical Services	736	-1%	4,894	4%	41,655,888	4%
Management of Companies and Enterprises	45	-15%	1,016	-11%	15,237,616	-26%
Admin. & Support/Waste Mgmt. & Remediation	455	-3%	6,558	-3%	31,614,066	-9%
Educational Services	502	-1%	25,147	0%	220,213,967	-3%
Health Care and Social Assistance	1,155	0%	29,623	1%	226,118,294	3%
Arts, Entertainment and Recreation	168	-2%	1,653	-5%	6,047,937	-3%
Accommodation and Food Services	1,050	-3%	17,440	-5%	43,151,649	-7%
Other Services (except Public Administration)	1,119	-3%	7,294	-4%	33,911,172	-3%
Public Administration	735	-2%	8,160	1%	75,662,181	0%
Other	6	50%	13	100%	64,727	-45%
<b>TOTAL</b>	<b>12,985</b>	<b>-3%</b>	<b>226,818</b>	<b>-8%</b>	<b>1,897,656,834</b>	<b>-11%</b>

See pages 178 & 179 for the detailed demographic data for this district.

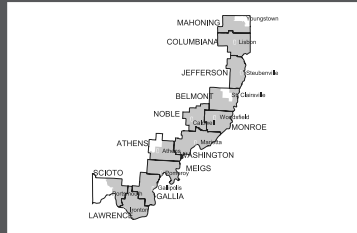
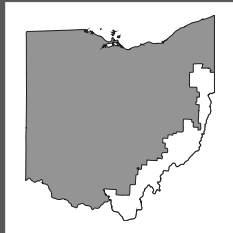




# 6TH

## SIXTH CONGRESSIONAL DISTRICT

### DISTRICT MAP



### DESCRIPTION

Comprised of portions of Scioto, Athens, and Mahoning counties, this district includes all of Lawrence, Gallia, Meigs, Washington, Noble, Monroe, Jefferson, and Columbiana counties.

### POLITICAL LANDSCAPE

Political Republican Index:	'08	'10
	45.05%	45.60%
<b>Results ('08):</b>		
Charlie Wilson	(D)	62.28%
Richard Stobbs	(R)	32.84%
<b>'08 Presidential Results:</b>		
Barack Obama	(D)	47.60%
John McCain	(R)	50.30%

### CANDIDATES

#### CHARLIE WILSON (D-ST. CLAIRSVILLE) ★

**Experience:** Owner, Wilson Realty; President, Wilson Funeral and Furniture Company, Inc.; Welder, Painter, Assembly line worker

**Occupation:** Congressman/Small Business Owner

**Memberships:** Belmont County Red Cross Board of Directors

**Education:** B.A., Ohio University; Graduate of Cincinnati College of Mortuary Science

**Campaign Committee:** Friends of Charlie Wilson, P.O. Box 61, St. Clairsville, OH 43950

**Website:** charliewilson.com

#### BILL JOHNSON (R-POLAND)

**Experience:** Owner/co-founder, J2 Business Solutions; Owner/Co-founder, Johnson-Shley Management Group

**Occupation:** CIO, Stoneridge Inc.

**Memberships:** Co-Founder, Johnson-Schley Management Group Inc.; Founder J2 Business Solutions

**Education:** BS, Troy University; MS, Georgia Tech

**Campaign Committee:** Bill Johnson for Congress, 3755 Hunters Hill, Poland, OH 44514

**Website:** billjohnsonleads.com

#### RICHARD E. CADLE (CONSTITUTION)

#### MARTIN J. ELSASS (LIBERTARIAN)

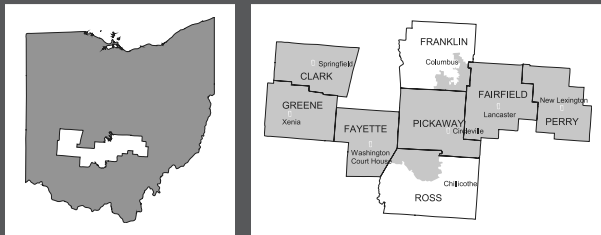
### ECONOMIC PROFILE

INDUSTRIES	# of Establishments	% Change '07-'09	Employment	% Change '07-'09	Payroll	% Change '07-'09
Agriculture, Forestry, Fishing and Hunting	69	3%	429	-9%	1,910,251	-3%
Mining	135	0%	2,693	14%	41,405,939	26%
Utilities	108	7%	3,419	11%	76,998,261	16%
Construction	1,082	-11%	9,710	2%	109,066,059	14%
Manufacturing	689	-2%	20,551	-12%	226,136,314	-11%
Wholesale Trade	559	-7%	5,524	-6%	50,297,161	-9%
Retail Trade	2,036	-5%	27,239	-7%	137,210,802	-5%
Transportation and Warehousing	527	0%	8,584	-7%	77,697,374	-10%
Information	171	-6%	3,120	-7%	29,682,655	4%
Finance and Insurance	766	-4%	5,271	-13%	50,467,311	-17%
Real Estate and Rental and Leasing	350	-10%	1,863	-6%	11,636,791	-10%
Professional, Scientific and Technical Services	780	-2%	4,664	-8%	42,981,934	-8%
Management of Companies and Enterprises	46	7%	667	-18%	9,021,652	-14%
Admin. & Support/Waste Mgmt. & Remediation	519	-1%	8,213	-13%	50,034,301	-10%
Educational Services	387	-4%	22,139	-1%	201,951,748	0%
Health Care and Social Assistance	1,477	2%	36,266	2%	280,831,745	5%
Arts, Entertainment and Recreation	133	-15%	910	-21%	2,794,540	-31%
Accommodation and Food Services	978	-3%	16,845	-6%	46,618,434	-3%
Other Services (except Public Administration)	1,110	0%	5,542	-7%	27,909,935	-3%
Public Administration	597	-3%	8,200	-1%	77,649,146	0%
Other	12	140%	32	259%	180,922	54%
<b>TOTAL</b>	<b>12,531</b>	<b>-3%</b>	<b>191,880</b>	<b>-5%</b>	<b>1,552,483,275</b>	<b>-2%</b>

See pages 178 & 179 for the detailed demographic data for this district.

# 7TH SEVENTH CONGRESSIONAL DISTRICT

## DISTRICT MAP



### DESCRIPTION

This district is made up of all of Clark, Greene, Fayette, Pickaway, Fairfield, and Perry counties as well as part of Ross county.

## POLITICAL LANDSCAPE

Political Republican Index:	'08	'10
	54.29%	53.90%
<b>Results ('08):</b>		
Sharen Neuhardt	(D)	41.78%
Steve Austria	(R)	58.22%
<b>'08 Presidential Results:</b>		
Barack Obama	(D)	44.70%
John McCain	(R)	53.70%

## CANDIDATES

### BILL CONNER (D-BEAVERCREEK)

**Experience:** Engineer, Management Systems Designer/Developer  
**Occupation:** Software Developer  
**Memberships:** Church Governing Board, Beaver UCC  
**Education:** B.S, Purdue University; M.S, Purdue University  
**Campaign Committee:** Bill Conner for U.S Congress, 3193 Kingfisher Place, Beavercreek, OH 45431  
**Website:** connerforus.com

### STEVE AUSTRIA (R-BEAVERCREEK) ★

**Occupation:** Congressman  
**Memberships:** Beavercreek, Bellbrook-Sugarcreek, Fairborn, Springfield, Xenia, and Madison County Chambers of Commerce; Xenia Rotary Club; Organizer, Dr. Clement G. Austria Christmas Party, Golden Age Senior Center in Xenia  
**Education:** B.A., Marquette University  
**Campaign Committee:** Steve Austria for Congress, 2537 Obetz Drive, Beavercreek, OH 45434  
**Website:** steveaustriaforcongress.com

### DAVID W. EASTON (CONSTITUTION)

### JOHN ANDERSON (LIBERTARIAN-ENON)

**Experience:** Manager, Acquisition Logistics and Sustainment, United States Air Force  
**Occupation:** Logistics Senior Manger, HJ Ford  
**Memberships:** National Rifle Association; Big Brothers; Ohio Right to Life  
**Education:** B.A., Political Science/History, Youngstown State Univ.  
**Campaign Committee:** John Anderson for Congress, 6904 Joseph Drive, Enon, OH 45323  
**Website:** johndandersonforcongress.com

## ECONOMIC PROFILE

INDUSTRIES	# of Establishments	% Change '07-'09	Employment	% Change '07-'09	Payroll	% Change '07-'09
Agriculture, Forestry, Fishing and Hunting	66	-1%	639	-8%	4,853,669	2%
Mining	41	5%	410	-18%	4,173,526	-20%
Utilities	49	0%	957	2%	15,777,287	12%
Construction	930	-12%	6,206	-20%	67,572,714	-9%
Manufacturing	554	0%	21,643	-11%	235,854,427	-15%
Wholesale Trade	517	-4%	6,917	-7%	79,030,055	-8%
Retail Trade	1,899	1%	32,804	-4%	175,753,775	-4%
Transportation and Warehousing	384	-1%	10,681	-2%	100,602,401	-2%
Information	137	-1%	2,955	-2%	30,748,021	4%
Finance and Insurance	669	-3%	7,855	-8%	75,672,349	-14%
Real Estate and Rental and Leasing	416	-6%	2,270	-10%	15,623,121	-11%
Professional, Scientific and Technical Services	991	2%	11,318	6%	169,251,029	4%
Management of Companies and Enterprises	56	-2%	1,695	3%	24,336,285	-2%
Admin. & Support/Waste Mgmt. & Remediation	520	-2%	10,096	-9%	64,180,160	4%
Educational Services	340	-2%	22,880	0%	220,961,952	1%
Health Care and Social Assistance	1,205	2%	29,679	2%	256,746,533	4%
Arts, Entertainment and Recreation	155	-2%	1,755	-21%	7,729,754	-24%
Accommodation and Food Services	1,037	1%	21,232	0%	64,742,212	2%
Other Services (except Public Administration)	939	-2%	5,992	-4%	36,251,918	-4%
Public Administration	410	-5%	27,418	4%	424,964,963	5%
Other	16	100%	40	278%	197,203	320%
<b>TOTAL</b>	<b>11,331</b>	<b>-2%</b>	<b>225,444</b>	<b>-3%</b>	<b>2,075,023,354</b>	<b>-2%</b>

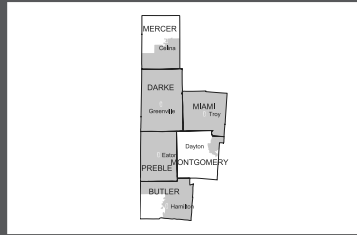
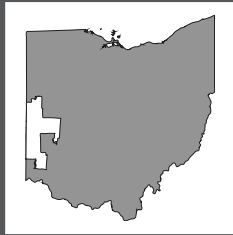
See pages 178 & 179 for the detailed demographic data for this district.



# EIGHTH CONGRESSIONAL DISTRICT

# 8TH

## DISTRICT MAP



### DESCRIPTION

District includes the whole of Darke, Preble, and Miami counties and portions of Montgomery, Mercer, and Butler counties, including Huber Heights, Wright Patterson AFB, Hamilton, Fairfield and Middletown.

## POLITICAL LANDSCAPE

Political Republican Index:	'08	'10
	61.05%	60.90%
<b>Results ('08):</b>		
Nicholas von Stein	(D)	32.10%
John Boehner	(R)	67.90%
<b>'08 Presidential Results:</b>		
Barack Obama	(D)	37.90%
John McCain	(R)	60.50%

## CANDIDATES

**JOHN A. BOEHNER (R-WEST CHESTER) ★**  
**Experience:** President, Nuvite Sales  
**Occupation:** Congressman  
**Education:** B.S. Business, Xavier University  
**Campaign Committee:** Friends of John Boehner, 7908 Cincinnati Dayton Road, Suite 1, West Chester, OH 45069  
**Website:** johnboehner.com

**JUSTIN A. COUSSOLE (D-MIDDLETOWN)**  
**Experience:** Attorney, Small Business Owner  
**Occupation:** Purchasing Manager, Procter & Gamble  
**Education:** West Point Academy  
**Campaign Committee:** Friends of Justin Coussoule, P.O. Box 452, Monroe, OH 45050  
**Website:** coussouleforscongress.com

**JAMES CONDIT JR. (CONSTITUTION-CINCINNATI)**  
**Campaign Committee:** PO Box 11555, Cincinnati, OH 45211

**DAVID HARLOW (LIBERTARIAN-DAYTON)**  
**Occupation:** Semi-Retired Chemical Engineer  
**Memberships:** Dayton Volunteer Employee Service Team  
**Education:** B.A. Antioch College; M.A., University of Dayton

## ECONOMIC PROFILE

INDUSTRIES	# of Establishments		Employment		Payroll	
	'07-'09	% Change '07-'09	'07-'09	% Change '07-'09	'07-'09	% Change '07-'09
Agriculture, Forestry, Fishing and Hunting	74	9%	1,051	0%	6,704,413	5%
Mining	14	8%	161	-18%	1,590,084	-28%
Utilities	49	4%	918	-6%	15,024,258	-4%
Construction	1,175	-11%	11,665	-18%	126,519,358	-15%
Manufacturing	1,120	-5%	48,147	-9%	610,809,399	-11%
Wholesale Trade	959	0%	18,350	0%	225,571,431	-1%
Retail Trade	1,728	-3%	28,665	-2%	161,951,397	-3%
Transportation and Warehousing	519	0%	14,314	-4%	137,600,550	-9%
Information	162	5%	2,912	-6%	30,285,180	-11%
Finance and Insurance	743	1%	10,299	-5%	152,859,491	-4%
Real Estate and Rental and Leasing	428	-6%	2,454	-2%	19,268,108	-1%
Professional, Scientific and Technical Services	877	-3%	6,857	-7%	82,199,206	-3%
Management of Companies and Enterprises	51	-2%	1,532	-15%	21,829,033	-37%
Admin. & Support/Waste Mgmt. & Remediation	592	1%	11,824	-21%	70,906,197	-15%
Educational Services	341	-3%	24,207	-1%	230,444,196	0%
Health Care and Social Assistance	1,147	7%	32,435	4%	274,190,658	7%
Arts, Entertainment and Recreation	141	-5%	1,568	-2%	6,586,489	-6%
Accommodation and Food Services	1,033	-1%	20,831	-3%	61,407,787	-4%
Other Services (except Public Administration)	1,064	-6%	7,131	-6%	40,119,928	-6%
Public Administration	312	-3%	6,550	4%	69,550,249	5%
Other	22	144%	61	139%	551,589	166%
<b>TOTAL</b>	<b>12,551</b>	<b>-2%</b>	<b>251,932</b>	<b>-5%</b>	<b>2,345,969,001</b>	<b>-6%</b>

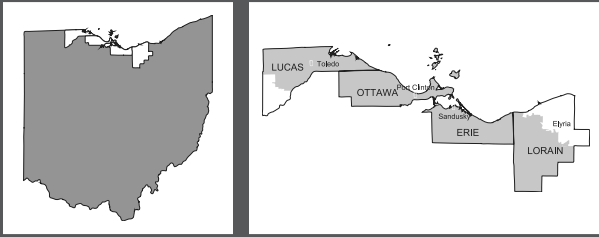
See pages 178 & 179 for the detailed demographic data for this district.



# 9TH NINTH CONGRESSIONAL DISTRICT



## DISTRICT MAP



### DESCRIPTION

Includes all of Ottawa and Erie counties and parts of Lucas (including Sylvania, Maumee, and Toledo) and Lorain counties.

## POLITICAL LANDSCAPE

<b>Political Republican Index:</b>	<b>'08</b>	<b>'10</b>
	42.77%	41.40%
<b>Results ('08):</b>		
Marcy Kaptur	(D)	74.37%
Bradley Leavitt	(R)	25.63%
<b>'08 Presidential Results:</b>		
Barack Obama	(D)	62.20%
John McCain	(R)	36.20%

## CANDIDATES

### MARCY KAPTUR (D-TOLEDO) ★

**Experience:** Assistant Director for Urban Affairs, Carter White House; city and regional planner for Toledo and throughout the U.S. for 15 years

**Occupation:** Congresswoman

**Memberships:** Little Flower Roman Catholic Church; Jobs & Fair Trade Caucus; Auto Caucus; Competitiveness Caucus; Ukrainian Caucus; China Trade Caucus; NAACP Lifetime Member; AFSCME; AAUW

**Education:** B.A. History, University of Wisconsin; M.A. Urban Planning, University of Michigan; Doctoral candidate, MIT

**Campaign Committee:** Kaptur for Congress, P.O. Box 899, Toledo, OH 43697

**Website:** marcykaptur.com

### RICH IOTT (R-MONCLOVA)

**Experience:** President/CEO Food Town Supermarkets

**Occupation:** Retired CEO

**Memberships:** President, Iott Foundation; Toledo Chamber of Commerce

**Campaign Committee:** Iott for Congress, P.O. Box 5142, Toledo, OH 43611

**Website:** votelott.com

## ECONOMIC PROFILE

INDUSTRIES	# of Establishments	% Change '07-'09	Employment	% Change '07-'09	Payroll	% Change '07-'09
Agriculture, Forestry, Fishing and Hunting	63	-2%	1,156	-1%	6,094,112	-3%
Mining	11	10%	242	-36%	4,151,589	-37%
Utilities	39	-3%	2,205	-1%	52,666,481	19%
Construction	966	-19%	9,406	-23%	115,171,936	-18%
Manufacturing	734	-6%	27,263	-23%	398,723,694	-33%
Wholesale Trade	697	-7%	8,446	-9%	102,121,393	-12%
Retail Trade	1,905	-5%	31,808	-7%	179,564,166	-8%
Transportation and Warehousing	408	0%	9,617	-10%	92,239,999	-17%
Information	166	0%	3,855	-5%	41,362,015	-9%
Finance and Insurance	879	-2%	7,235	-10%	105,255,246	-16%
Real Estate and Rental and Leasing	472	-6%	2,788	-11%	19,766,469	-8%
Professional, Scientific and Technical Services	1,075	-4%	10,352	-4%	119,775,381	-1%
Management of Companies and Enterprises	80	13%	4,125	-1%	92,936,137	-10%
Admin. & Support/Waste Mgmt. & Remediation	629	2%	13,305	-14%	86,546,114	-12%
Educational Services	379	2%	23,963	0%	275,366,990	3%
Health Care and Social Assistance	1,497	2%	51,908	2%	511,739,816	3%
Arts, Entertainment and Recreation	244	-4%	4,086	-10%	27,025,840	-10%
Accommodation and Food Services	1,299	-2%	25,010	-7%	74,471,921	-10%
Other Services (except Public Administration)	1,142	-6%	9,274	-10%	49,884,730	-11%
Public Administration	267	-4%	8,781	-3%	110,955,174	2%
Other	23	283%	59	252%	167,074	181%
<b>TOTAL</b>	<b>12,975</b>	<b>-4%</b>	<b>254,882</b>	<b>-8%</b>	<b>2,465,986,278</b>	<b>-11%</b>

See pages 178 & 179 for the detailed demographic data for this district.

# RR DONNELLEY

## WE DOT THE "I" IN OHIO EVERY SINGLE DAY.

As Ohio's and the world's leading provider of integrated communications solutions, we help organizations dot the "i's" and cross the "t's" in print and online. With comprehensive printing and related services facilities in Cincinnati, Columbus, Greenfield, Hebron, Oberlin, Streetsboro and Willard ... plus facilities across the country and around the world, we're the local provider with national and international resources.

800.742.4455  
www.rrdonnelley.com

Copyright © 2010 R.R. Donnelley & Sons Company. All rights reserved.



[att.com/public-policy](http://att.com/public-policy)

## powering Ohio's recovery

The Internet is a bright spot in the economy — creating jobs, spurring investment, and encouraging innovation.

With over 9,000 employees in Ohio, we're always working to make our networks faster, smarter, and more secure.

By continuing to invest in our wireless and wired networks, we are building the connections to make Ohio's future even brighter.

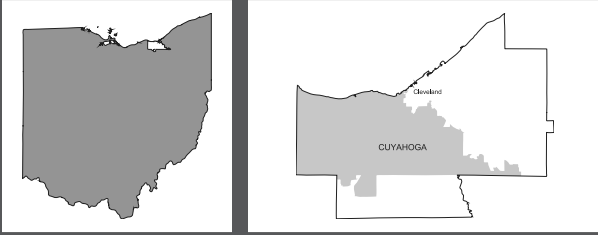
Rethink Possible



# 10TH TENTH CONGRESSIONAL DISTRICT



## DISTRICT MAP



### DESCRIPTION

Based in Cuyahoga county, this district includes Westlake, North Olmsted, Parma, Lakewood, and Garfield Heights.

## POLITICAL LANDSCAPE

<b>Political Republican Index:</b>	<b>'08</b>	<b>'10</b>
	39.69%	39.10%
<b>Results ('08):</b>		
Dennis Kucinich	(D)	57.02%
Jim Trakas	(R)	39.13%
<b>'08 Presidential Results:</b>		
Barack Obama	(D)	59.40%
John McCain	(R)	39.10%

## CANDIDATES

### DENNIS KUCINICH (D-CLEVELAND) ★

**Experience:** Consultant, Publicly Owned Electric Systems; President, Marketing and Communications Firm; Teacher, Communications and Political Science, Case Western Reserve University; Cleveland Municipal Court Clerk of Courts; Radio Talk Show Host; TV News Reporter

**Occupation:** Congressman/College professor

**Education:** B.A. Speech Communications, Case Western Reserve University; M.A. Speech Communications, Case Western Reserve University

**Campaign Committee:** Re-Elect Congressman Kucinich Committee, P.O. Box 110475, Cleveland, OH 44111

**Website:** kucinich.us

### PETER J. CORRIGAN (R-ROCKY RIVER)

**Occupation:** Senior Executive

**Memberships:** NRA; Buckeye Firearms Association; National Taxpayers Union

**Education:** B.A., Wake Forest University; M.B.A., Case Western Reserve University; Executive MBA, Harvard

**Campaign Committee:** Peter J. Corrigan for Congress Committee, P.O. Box 16355, Cleveland, OH 44116

**Website:** corriganforcongress.com

### JEFF GOGGINS (LIBERTARIAN-CLEVELAND)

**Education:** B.A. Finance and Management Information Systems, Ohio University; MBA Business and Accounting, University of Phoenix

## ECONOMIC PROFILE

INDUSTRIES	# of Establishments	% Change '07-'09	Employment	% Change '07-'09	Payroll	% Change '07-'09
Agriculture, Forestry, Fishing and Hunting	11	-8%	143	-24%	762,109	-21%
Mining	3	0%	7	-47%	65,154	-56%
Utilities	17	-6%	475	2%	9,285,035	13%
Construction	841	-10%	7,898	-19%	102,305,500	-20%
Manufacturing	951	-5%	31,864	-19%	410,085,163	-29%
Wholesale Trade	1,099	-4%	14,884	-9%	233,156,936	-12%
Retail Trade	1,897	-2%	32,482	-5%	193,436,079	-36%
Transportation and Warehousing	426	-3%	15,329	-6%	158,836,809	-13%
Information	207	-1%	8,461	-4%	113,206,488	-3%
Finance and Insurance	931	-10%	11,356	-15%	163,671,816	-21%
Real Estate and Rental and Leasing	488	-5%	5,025	-3%	46,171,613	1%
Professional, Scientific and Technical Services	1,330	-6%	13,369	-5%	206,074,550	5%
Management of Companies and Enterprises	78	4%	5,591	-3%	99,229,038	-21%
Admin. & Support/Waste Mgmt. & Remediation	803	-3%	20,250	-14%	140,873,114	-9%
Educational Services	313	-2%	19,708	1%	188,041,834	-1%
Health Care and Social Assistance	1,456	2%	39,097	1%	332,528,715	0%
Arts, Entertainment and Recreation	134	-8%	2,958	-5%	47,728,482	-18%
Accommodation and Food Services	1,189	-4%	22,271	-3%	74,163,139	-6%
Other Services (except Public Administration)	1,140	-5%	8,723	-4%	59,255,196	-5%
Public Administration	204	0%	8,022	1%	119,763,854	-2%
Other	26	24%	60	19%	248,405	-11%
<b>TOTAL</b>	<b>13,544</b>	<b>-4%</b>	<b>267,973</b>	<b>-7%</b>	<b>2,698,889,029</b>	<b>-14%</b>

See pages 178 & 179 for the detailed demographic data for this district.

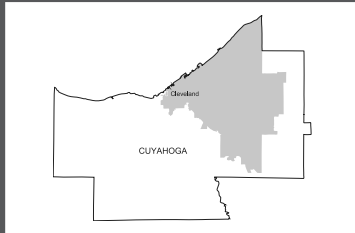




# ELEVENTH CONGRESSIONAL DISTRICT

# 11TH

## DISTRICT MAP



### DESCRIPTION

Based in Cuyahoga county, this district includes Cleveland, Euclid, East Cleveland, Cleveland Heights, and Shaker Heights.

## POLITICAL LANDSCAPE

Political Republican Index:	'08	'10
	19.65%	18.60%
<b>Results ('08):</b>		
Marcia Fudge	(D)	85.22%
Thomas Pekarek	(R)	14.71%
<b>'08 Presidential Results:</b>		
Barack Obama	(D)	84.90%
John McCain	(R)	14.40%

## CANDIDATES

### MARCIA L. FUDGE (D-WARRENSVILLE HTS.) ★

**Experience:** Attorney; Director, Budget & Finance, Cuyahoga County Prosecutors Office

**Occupation:** Congresswoman

**Memberships:** Board member, Cleveland Public Library; Glenville Church of God

**Education:** B.S., The Ohio State University; J.D., Cleveland State University

**Campaign Committee:** Marcia L. Fudge for Congress, 23811 Chagrin Blvd., Suite LL55, Beachwood, OH 44122

**Website:** marciafudge.com

### THOMAS PEKAREK (R-CLEVELAND)

**Campaign Committee:** Pekarek for Good Legislation, 4234 Silsby Road, University Heights, OH 44118

## ECONOMIC PROFILE

INDUSTRIES
Agriculture, Forestry, Fishing and Hunting
Mining
Utilities
Construction
Manufacturing
Wholesale Trade
Retail Trade
Transportation and Warehousing
Information
Finance and Insurance
Real Estate and Rental and Leasing
Professional, Scientific and Technical Services
Management of Companies and Enterprises
Admin. & Support/Waste Mgmt. & Remediation
Educational Services
Health Care and Social Assistance
Arts, Entertainment and Recreation
Accommodation and Food Services
Other Services (except Public Administration)
Public Administration
Other
TOTAL

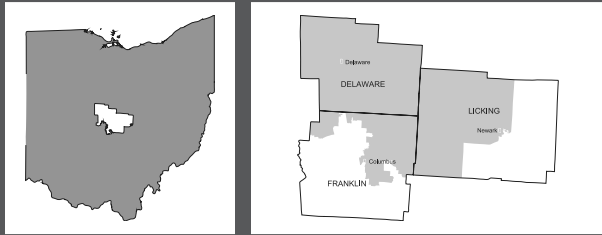
# of Establishments	% Change '07-'09	Employment	% Change '07-'09	Payroll	% Change '07-'09
4	0%	16	41%	69,550	2%
11	10%	303	10%	4,492,030	25%
28	-3%	2,574	-2%	40,149,111	-2%
591	-12%	8,402	-12%	107,261,098	-10%
843	-8%	25,165	-10%	339,590,566	-14%
849	-4%	13,381	-8%	206,571,892	-16%
1,735	-6%	22,615	-10%	131,797,714	-16%
257	-13%	10,969	-8%	129,782,672	-13%
207	-8%	6,972	-7%	99,247,362	-11%
983	-8%	20,065	-10%	573,642,751	-13%
675	-8%	6,039	-5%	71,999,696	-18%
1,769	-5%	25,443	-4%	453,529,659	0%
105	-9%	8,990	-2%	221,125,050	-21%
678	-4%	17,418	-17%	150,184,003	-36%
363	-3%	31,075	1%	337,044,105	2%
1,507	-2%	79,878	5%	891,593,335	9%
167	0%	6,197	0%	75,693,836	12%
1,066	-8%	20,411	-13%	79,912,973	-16%
1,369	-6%	10,000	-3%	70,704,702	-2%
232	-2%	23,883	1%	302,573,020	1%
34	-6%	109	86%	714,068	81%
TOTAL	-6%	339,904	-4%	4,287,679,193	-7%

See pages 178 & 179 for the detailed demographic data for this district.

# 12TH TWELFTH CONGRESSIONAL DISTRICT



## DISTRICT MAP



### DESCRIPTION

Comprised of all of Delaware county, and includes portions of Licking and Franklin counties including Dublin, Gahanna, Westerville, and Reynoldsburg.

## POLITICAL LANDSCAPE

Political Republican Index:	'08	'10
	50.82%	48.80%
<b>Results ('08):</b>		
David Robinson	(D)	42.24%
Pat Tiberi	(R)	54.79%
<b>'08 Presidential Results:</b>		
Barack Obama	(D)	54.40%
John McCain	(R)	44.40%

## CANDIDATES

### PAT TIBERI (R-GALENA) ★

**Experience:** Former Assistant to U.S. Rep. John Kasich; ReMax Achievers

**Occupation:** Congressman/Real Estate Agent

**Memberships:** American Red Cross Columbus Chapter Advisory Board; Prevent Blindness America Board; Honorary Member, Kids Voting Ohio Board; St. John the Baptist Catholic Church

**Education:** B.A. Journalism, The Ohio State University

**Campaign Committee:** Tiberi for Congress, 2021 East Dublin-Granville Road, Suite 2000, Columbus, OH 43229

**Website:** tiberiforcongress.com

### PAULA BROOKS (D-COLUMBUS)

**Occupation:** Franklin County Commissioner

**Memberships:** Chamber of Commerce; Ohio State Bar Assn.

**Education:** Youngstown State University; Capital University

**Campaign Committee:** Paula Brooks for Congress, 222 East 11th Ave., Columbus, OH 43201

**Website:** paulabrooks.com

### ROBERT FITRAKIS (GREEN)

### TRAVIS M. IRVINE (LIBERTARIAN)

## ECONOMIC PROFILE

INDUSTRIES	# of Establishments		Employment		Payroll	
	'07-'09	% Change '07-'09	'07-'09	% Change '07-'09	'07-'09	% Change '07-'09
Agriculture, Forestry, Fishing and Hunting	51	6%	635	16%	3,876,964	12%
Mining	15	0%	134	-18%	1,516,669	-19%
Utilities	48	4%	1,880	4%	49,703,561	3%
Construction	1,152	-14%	12,166	-21%	141,116,142	-20%
Manufacturing	610	-3%	25,693	-7%	332,970,137	-11%
Wholesale Trade	1,061	0%	13,567	2%	219,121,453	-1%
Retail Trade	2,071	2%	39,632	-5%	257,290,084	-7%
Transportation and Warehousing	359	-1%	19,525	8%	292,140,822	2%
Information	262	3%	7,876	-11%	125,120,812	-12%
Finance and Insurance	1,212	-9%	31,913	-1%	496,108,837	-10%
Real Estate and Rental and Leasing	695	-4%	5,821	-3%	50,589,650	-8%
Professional, Scientific and Technical Services	1,917	0%	31,233	3%	595,499,930	0%
Management of Companies and Enterprises	140	0%	8,859	0%	234,090,295	-19%
Admin. & Support/Waste Mgmt. & Remediation	872	-2%	26,768	-1%	244,213,775	2%
Educational Services	429	4%	23,974	-1%	266,273,808	4%
Health Care and Social Assistance	1,779	12%	48,661	12%	460,571,325	14%
Arts, Entertainment and Recreation	219	-3%	4,344	-4%	22,718,095	-4%
Accommodation and Food Services	1,357	2%	31,771	-3%	114,654,610	-6%
Other Services (except Public Administration)	1,300	1%	9,579	-2%	73,246,825	-4%
Public Administration	161	-1%	7,317	7%	96,904,166	8%
Other	46	130%	87	139%	626,354	31%
<b>TOTAL</b>	<b>15,756</b>	<b>-1%</b>	<b>351,436</b>	<b>-1%</b>	<b>4,078,354,314</b>	<b>-4%</b>

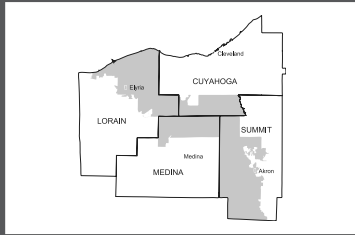
See pages 178 & 179 for the detailed demographic data for this district.



# 13TH

## THIRTEENTH CONGRESSIONAL DISTRICT

### DISTRICT MAP



### DESCRIPTION

Includes portions of four counties (Lorain, Cuyahoga, Medina, and Summit), this district includes Lorain, Elyria, Strongsville, Cuyahoga Falls and Akron.

### CANDIDATES

#### BETTY SUTTON (D-COPLEY) ★

**Experience:** Faulkner, Muskovitz & Phillips LLP

**Occupation:** Congresswoman/Labor Attorney

**Education:** B.A., Kent State University; J.D., University of Akron

**Campaign Committee:** Betty Sutton for Congress, 1700 West Market Street, #155, Akron, OH 44313

**Website:** [bettrysuttonforcongress.com](http://bettrysuttonforcongress.com)

#### TOM GANLEY (R-BRECKSVILLE)

**Occupation:** President/CEO, Ganley Automotive Group

**Campaign Committee:** Tom Ganley for Congress, P.O. Box 41331, Brecksville, OH 44141

**Website:** [tomganley.com](http://tomganley.com)

### POLITICAL LANDSCAPE

Political Republican Index:	'08	'10
	42.28%	41.90%
<b>Results ('08):</b>		
Betty Sutton	(D)	64.70%
David Potter	(R)	35.29%
<b>'08 Presidential Results:</b>		
Barack Obama	(D)	56.70%
John McCain	(R)	41.90%

### ECONOMIC PROFILE

INDUSTRIES
Agriculture, Forestry, Fishing and Hunting
Mining
Utilities
Construction
Manufacturing
Wholesale Trade
Retail Trade
Transportation and Warehousing
Information
Finance and Insurance
Real Estate and Rental and Leasing
Professional, Scientific and Technical Services
Management of Companies and Enterprises
Admin. & Support/Waste Mgmt. & Remediation
Educational Services
Health Care and Social Assistance
Arts, Entertainment and Recreation
Accommodation and Food Services
Other Services (except Public Administration)
Public Administration
Other
TOTAL

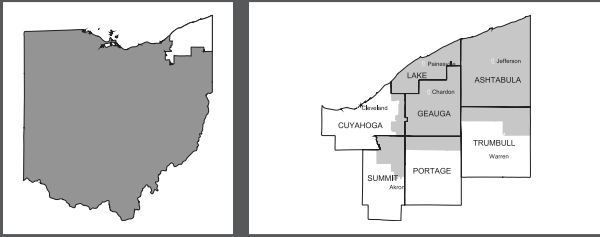
	# of Establishments	% Change '07-'09	Employment	% Change '07-'09	Payroll	% Change '07-'09
16	-6%	336	0%	2,469,426	-8%	
10	-9%	90	15%	1,373,473	38%	
42	5%	2,265	5%	52,286,744	12%	
1,190	-12%	9,718	-18%	106,754,263	-13%	
922	-3%	31,277	-16%	427,929,366	-19%	
997	-3%	10,912	-5%	151,209,218	-10%	
1,795	-3%	29,587	-6%	164,750,344	-7%	
358	0%	8,126	-10%	87,502,118	-19%	
171	-2%	4,470	-5%	57,713,682	-3%	
915	-8%	8,611	-12%	129,178,449	-9%	
501	-5%	3,144	-3%	21,156,719	-3%	
1,479	-3%	12,993	-4%	164,109,266	-4%	
98	17%	9,503	17%	243,805,046	18%	
778	-2%	15,446	-14%	98,423,503	-8%	
376	3%	23,121	2%	236,840,130	3%	
1,526	4%	44,926	5%	429,302,485	6%	
170	-3%	2,966	-5%	13,873,520	-5%	
1,071	-4%	19,927	-6%	61,346,075	-6%	
1,226	-5%	7,951	-7%	45,405,332	-4%	
228	-1%	10,251	-3%	123,353,041	2%	
27	42%	77	109%	376,181	73%	
TOTAL	-3%	255,698	-5%	2,619,158,381	-5%	

See pages 178 & 179 for the detailed demographic data for this district.



# 14TH FOURTEENTH CONGRESSIONAL DISTRICT

## DISTRICT MAP



### DESCRIPTION

This district includes all of Ashtabula, Lake, and Geauga counties and parts of Summit (including Stow), Cuyahoga, Portage, and Trumbull counties.

## POLITICAL LANDSCAPE

Political Republican Index:	'08	'10
	49.65%	49.10%
<b>Results ('08):</b>		
Bill O'Neill	(D)	38.74%
Steven LaTourette	(R)	58.32%
<b>'08 Presidential Results:</b>		
Barack Obama	(D)	49.20%
John McCain	(R)	49.30%

## CANDIDATES

### STEVEN C. LATOURETTE (R-BAINBRIDGE) ★

**Occupation:** Congressman/Attorney

**Education:** B.A. History, University of Michigan; J.D., Cleveland Marshall College of Law

**Campaign Committee:** LaTourette for Congress, P.O. Box 516, Painesville, OH 44077

**Website:** latouretteforcongress.com

### BILL O'NEILL (D-CHAGRIN FALLS)

**Experience:** Sandusky Register, reporter; Ohio Civil Service Employees Association, director of communications; Council 4455, Communication Workers of America, AFL-CIO, assistant director; assistant attorney general, Anthony Celebrezze; Pediatric Emergency Department

**Occupation:** Former Court of Appeals Judge, Registered Nurse

**Memberships:** St. Joan of Arc; Veterans of Foreign Wars, Chagrin Falls; Ohio State Bar Association; Geauga County Democratic Party; Ducks Unlimited

**Education:** B.A. Journalism, Ohio University; J.D., John Marshall School of Law

**Campaign Committee:** O'Neill for Congress, P.O. Box 601, Chagrin Falls, OH 44022

**Website:** oneill08.com

### JOHN M. JELENIC (LIBERTARIAN)

## ECONOMIC PROFILE

INDUSTRIES	# of Establishments	% Change '07-'09	Employment	% Change '07-'09	Payroll	% Change '07-'09
Agriculture, Forestry, Fishing and Hunting	74	-5%	811	-16%	5,450,957	-13%
Mining	36	9%	485	12%	7,184,981	30%
Utilities	48	-2%	2,891	18%	72,516,671	39%
Construction	1,422	-15%	9,504	-16%	107,720,860	-9%
Manufacturing	1,469	-5%	57,225	-11%	733,171,908	-16%
Wholesale Trade	1,415	-3%	16,674	-6%	241,172,224	-5%
Retail Trade	2,004	-2%	35,007	-2%	214,636,189	-4%
Transportation and Warehousing	370	-11%	5,728	-5%	57,649,809	-10%
Information	200	-7%	3,881	-2%	42,054,557	-1%
Finance and Insurance	983	-4%	15,245	-4%	222,181,780	-13%
Real Estate and Rental and Leasing	519	-6%	2,359	-9%	19,383,941	-4%
Professional, Scientific and Technical Services	1,620	-4%	11,040	-6%	137,757,674	-8%
Management of Companies and Enterprises	100	-4%	4,793	0%	92,314,320	0%
Admin. & Support/Waste Mgmt. & Remediation	957	-1%	10,442	-11%	74,570,220	-12%
Educational Services	395	0%	21,941	1%	208,473,468	4%
Health Care and Social Assistance	1,497	4%	30,023	7%	231,593,979	4%
Arts, Entertainment and Recreation	240	-5%	3,738	-13%	15,367,142	-11%
Accommodation and Food Services	1,177	-2%	21,423	-4%	64,303,667	-4%
Other Services (except Public Administration)	1,443	-4%	8,415	-5%	50,067,761	-4%
Public Administration	365	-3%	7,922	2%	81,474,334	1%
Other	42	56%	88	88%	508,808	35%
<b>TOTAL</b>	<b>16,376</b>	<b>-4%</b>	<b>269,636</b>	<b>-5%</b>	<b>2,679,555,250</b>	<b>-7%</b>

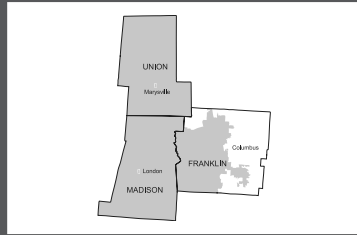
See pages 178 & 179 for the detailed demographic data for this district.



# FIFTEENTH CONGRESSIONAL DISTRICT

# 15TH

## DISTRICT MAP



### DESCRIPTION

Comprised of Union, Madison, and portions of Franklin county, this district includes Hilliard, Worthington, Upper Arlington, Grove City, and parts of Columbus.

## POLITICAL LANDSCAPE

Political Republican Index:	'08	'10
	49.82%	47.80%
<b>Results ('08):</b>		
Mary Jo Kilroy	(D)	45.94%
Steve Stivers	(R)	45.18%
<b>'08 Presidential Results:</b>		
Barack Obama	(D)	53.70%
John McCain	(R)	44.60%

## CANDIDATES

### MARY JO KILROY (D-COLUMBUS) ★

**Experience:** Partner, Handelman and Kilroy Law Firm

**Occupation:** Franklin County Commissioner/Attorney

**Campaign Committee:** Kilroy for Congress, 271 East State Street, Columbus, OH 43215

**Website:** kilroyforcongress.com

### STEVE STIVERS (R-COLUMBUS)

**Occupation:** State Senator

**Memberships:** King Ave. United Methodist Church; NFIB; Farm Bureau; Upper Arlington Chamber; Hilliard Chamber; Grove City Chamber; Grandview Chamber; Clintonville Chamber

**Education:** B.A., The Ohio State University; M.B.A., The Ohio State University

**Campaign Committee:** Stivers for Congress, 211 South Fifth St., Columbus, OH 43215

### DAVID RYON (CONSTITUTION-COLUMBUS)

**Experience:** Information Technician, US Army

**Occupation:** Information Technician

**Memberships:** Ohio Freedom Alliance; National Constitution Party; Campaign for Liberty; Knights of Columbus; American Legion Post 614

**Education:** B.A. Political Science, Central State University

**Campaign Committee:** Ryon for Congress, 5035 Magnolia Blossom Blvd., Columbus, OH 43230

**Website:** ryonforcongress.com

### WILLIAM KAMMERER (LIBERTARIAN-COLUMBUS)

**Campaign Committee:** Citizens for Kammerer, 2070 Northwest Blvd., Columbus, OH 43221

## ECONOMIC PROFILE

INDUSTRIES	# of Establishments	% Change '07-'09	Employment	% Change '07-'09	Payroll	% Change '07-'09
Agriculture, Forestry, Fishing and Hunting	38	-3%	683	6%	6,658,424	18%
Mining	13	30%	160	-18%	2,479,535	7%
Utilities	41	8%	2,559	23%	63,245,669	7%
Construction	977	-9%	11,463	-19%	143,714,497	-16%
Manufacturing	593	-5%	29,511	-10%	389,449,057	-19%
Wholesale Trade	970	-2%	16,238	-5%	208,606,394	-5%
Retail Trade	1,918	-4%	37,490	-5%	246,941,660	-8%
Transportation and Warehousing	493	0%	20,290	-18%	188,739,067	-25%
Information	266	3%	9,747	-2%	148,718,480	-5%
Finance and Insurance	1,022	-10%	19,123	-15%	435,431,587	-24%
Real Estate and Rental and Leasing	730	-7%	5,721	-12%	61,927,718	-10%
Professional, Scientific and Technical Services	2,019	-3%	25,763	1%	410,175,572	2%
Management of Companies and Enterprises	112	5%	10,375	-1%	289,345,595	-13%
Admin. & Support/Waste Mgmt. & Remediation	804	-6%	26,528	-5%	173,869,791	-2%
Educational Services	354	1%	40,314	5%	366,343,448	7%
Health Care and Social Assistance	1,561	2%	55,653	1%	650,546,656	6%
Arts, Entertainment and Recreation	166	-5%	4,193	-9%	45,971,565	3%
Accommodation and Food Services	1,400	1%	31,480	-4%	119,044,431	-9%
Other Services (except Public Administration)	1,389	-2%	12,622	-3%	97,225,256	-6%
Public Administration	337	-4%	32,371	-7%	508,978,002	-10%
Other	52	108%	109	138%	533,258	246%
<b>TOTAL</b>	<b>15,255</b>	<b>-3%</b>	<b>392,395</b>	<b>-5%</b>	<b>4,557,945,662</b>	<b>-8%</b>

See pages 178 & 179 for the detailed demographic data for this district.

# 16TH

## SIXTEENTH CONGRESSIONAL DISTRICT

### DISTRICT MAP



### DESCRIPTION

All of Wayne and Stark counties and parts of Ashland (including the City of Ashland) and Medina (including the cities of Medina and Wadsworth) compose this district.

### POLITICAL LANDSCAPE

<b>Political Republican Index:</b>	<b>'08</b>	<b>'10</b>
	51.32%	50.60%
<b>Results ('08):</b>		
John Bocchieri	(D)	55.36%
Kirk Schuring	(R)	44.64%
<b>'08 Presidential Results:</b>		
Barack Obama	(D)	47.70%
John McCain	(R)	50.30%

### CANDIDATES

#### JOHN A. BOCCIERI (D-ALLIANCE) ★

**Occupation:** State Senator, C-130 Pilot Air Force Reserve

**Memberships:** American Legion Post 737; AMVETS Life Member; Mahoning County Veterans Memorial; Mahoning & Carroll County Farm Bureau; Reserve Officers Association; Dennison Railroad Depot Museum Member; Ducks Unlimited; White Tails Unlimited; Loyal Order of Moose Lodge 740; Alliance Area Negro History Club; Associate Member, Ohio Township Association; Knights of Columbus; St. Paul the Apostle Church

**Education:** B.S. Economics, St. Bonaventure University; M.A. Public Administration, Webster University, St. Louis; M.A. Business, Webster University, St. Louis

**Campaign Committee:** John Bocchieri for Congress, P.O. Box 3016, Alliance, OH 44601

**Website:** johnforcongress.com

#### JIM RENACCI (R-WADSWORTH)

**Experience:** Owner, LTC Management Services; Certified Public Accountant; Volunteer Firefighter, Wadsworth

**Occupation:** Small Business Owner

**Education:** B.A., Business Administration, Indiana University of Pennsylvania

**Campaign Committee:** Renacci for Congress, 2729-B Fulton Dr. NW, Canton, OH 44718

**Website:** renacciforcongress.com

#### JEFFREY J. BLEVINS (LIBERTARIAN)

### ECONOMIC PROFILE

INDUSTRIES	# of Establishments		Employment		Payroll	
	'07-'09	% Change '07-'09	'07-'09	% Change '07-'09	'07-'09	% Change '07-'09
Agriculture, Forestry, Fishing and Hunting	89	16%	759	10%	4,505,613	12%
Mining	96	-3%	773	-6%	10,319,594	-15%
Utilities	43	2%	1,072	-1%	19,023,114	0%
Construction	1,389	-11%	9,969	-16%	105,936,260	-12%
Manufacturing	1,060	-1%	45,933	-11%	543,698,830	-14%
Wholesale Trade	879	-6%	9,734	-10%	112,411,653	-12%
Retail Trade	1,941	-2%	32,127	-5%	169,122,210	-6%
Transportation and Warehousing	451	-1%	8,365	-8%	78,184,803	-10%
Information	164	4%	3,903	-5%	35,123,160	-5%
Finance and Insurance	888	-3%	8,233	-4%	98,076,559	-10%
Real Estate and Rental and Leasing	412	-7%	1,945	-16%	13,147,501	-16%
Professional, Scientific and Technical Services	1,160	-2%	8,709	1%	87,108,491	4%
Management of Companies and Enterprises	64	-7%	3,967	7%	69,525,033	-18%
Admin. & Support/Waste Mgmt. & Remediation	664	1%	10,989	-10%	66,926,915	-7%
Educational Services	350	-2%	23,218	-1%	206,296,904	1%
Health Care and Social Assistance	1,470	2%	42,055	4%	360,584,008	6%
Arts, Entertainment and Recreation	173	1%	2,728	-6%	10,894,881	-4%
Accommodation and Food Services	1,125	0%	21,002	-6%	61,299,945	-3%
Other Services (except Public Administration)	1,255	-5%	8,548	-5%	44,505,329	-5%
Public Administration	308	-2%	7,711	2%	81,692,469	2%
Other	26	73%	59	97%	322,885	89%
<b>TOTAL</b>	<b>14,007</b>	<b>-3%</b>	<b>251,800</b>	<b>-5%</b>	<b>2,178,706,157</b>	<b>-7%</b>

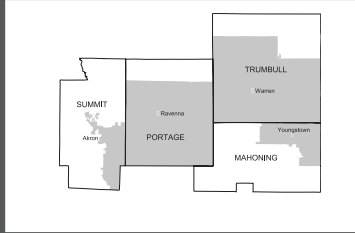
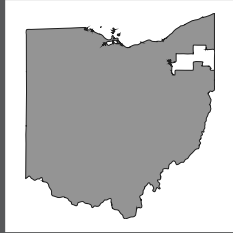
See pages 178 & 179 for the detailed demographic data for this district.





## SEVENTEENTH CONGRESSIONAL DISTRICT

### DISTRICT MAP



### DESCRIPTION

This district is composed of portions of Summit, Portage (including Kent), Trumbull (including Warren and Niles), and Mahoning (including Youngstown) counties.

### POLITICAL LANDSCAPE

Political Republican Index:	'08	'10
	34.61%	34.80%
<b>Results ('08):</b>		
Tim Ryan	(D)	78.15%
Duane Grassell	(R)	21.85%
<b>'08 Presidential Results:</b>		
Barack Obama	(D)	62.00%
John McCain	(R)	36.00%

### CANDIDATES

#### TIMOTHY J. RYAN (D-NILES) ★

**Experience:** Congressional Aide, U.S. House of Representatives; Intern, Trumbull County Prosecutor's Office

**Occupation:** Congressman

**Memberships:** Ancient Order of Hibernians

**Education:** B.S., Bowling Green State University; J.D., Franklin Pierce Law Center

**Campaign Committee:** Tim Ryan for Congress, 337 Vienna Ave., Suite #1, Niles, OH 44446

**Website:** timryanforcongress.com

#### JIM GRAHAM (R-CORTLAND)

**Experience:** Manager, Clinical Pharmacy Services; Clinical Practitioner, Saint Elizabeth Health Center; Deputy Sheriff, Mahoning County

**Education:** Attended, Youngstown State University; B.S. Pharmacy, Ohio Northern University; Pharm.D, Ohio Northern University

**Campaign Committee:** Jim Graham for Congress, 248 Wae Trail, Cortland, OH 44410

### ECONOMIC PROFILE

INDUSTRIES	# of Establishments	% Change '07-'09	Employment	% Change '07-'09	Payroll	% Change '07-'09
Agriculture, Forestry, Fishing and Hunting	22	10%	170	1%	849,729	3%
Mining	44	-4%	497	-3%	8,246,193	24%
Utilities	40	-7%	1,311	6%	20,150,612	7%
Construction	954	-13%	7,932	-14%	79,366,099	-13%
Manufacturing	906	-5%	34,463	-20%	440,183,418	-42%
Wholesale Trade	656	-4%	9,836	-7%	121,456,574	-8%
Retail Trade	1,702	-2%	26,759	-5%	152,208,218	-6%
Transportation and Warehousing	393	-6%	8,329	-6%	82,467,757	-13%
Information	138	-8%	3,037	-8%	30,426,178	-10%
Finance and Insurance	613	-9%	4,515	-11%	43,842,272	-16%
Real Estate and Rental and Leasing	412	-7%	2,815	-7%	18,823,763	-8%
Professional, Scientific and Technical Services	763	-5%	6,465	3%	67,962,817	4%
Management of Companies and Enterprises	76	4%	7,288	-4%	160,823,026	-20%
Admin. & Support/Waste Mgmt. & Remediation	529	-3%	11,517	-6%	82,414,174	8%
Educational Services	322	-6%	22,741	2%	224,790,642	2%
Health Care and Social Assistance	1,341	4%	40,759	0%	365,575,693	2%
Arts, Entertainment and Recreation	164	-8%	1,645	-18%	6,438,240	-16%
Accommodation and Food Services	1,062	-3%	18,036	-6%	51,048,317	-3%
Other Services (except Public Administration)	1,027	-3%	7,163	-6%	35,158,805	-5%
Public Administration	248	-1%	7,932	-1%	88,981,275	0%
Other	17	31%	67	98%	252,372	64%
<b>TOTAL</b>	<b>11,429</b>	<b>-4%</b>	<b>223,278</b>	<b>-7%</b>	<b>2,081,466,174</b>	<b>-16%</b>

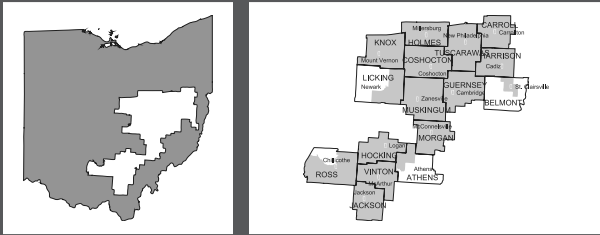
See pages 178 & 179 for the detailed demographic data for this district.

# 18TH

## EIGHTEENTH CONGRESSIONAL DISTRICT



### DISTRICT MAP



### DESCRIPTION

Carroll, Tuscarawas, Holmes, Knox, Coshocton, Guernsey, Muskingum, Morgan, Hocking, Vinton, and Jackson counties are in the district in entirety as well as portions of Ross including Chillicothe, Athens Licking (including Newark), Harrison, and Belmont counties.

### POLITICAL LANDSCAPE

#### Political Republican Index:

'08	'10
51.68%	51.20%

#### Results ('08):

Zack Space	(D)	59.87%
Fred Dailey	(R)	40.13%

#### '08 Presidential Results:

Barack Obama	(D)	44.90%
John McCain	(R)	52.70%

### CANDIDATES

#### ZACK SPACE (D-DOVER) ★

**Experience:** Space & Space Company, LPA; public defender

**Occupation:** Congressman/Attorney

**Memberships:** Ohio State and Tuscarawas County Bar Associations; Massillon, Ohio Chapter, AHEPA; Pan Icarian Brotherhood; St. George Greek Orthodox Church

**Education:** B.A., Political Science, Kenyon College; J.D., The Ohio State University

**Campaign Committee:** Space for U.S. Congress, P.O. Box 266, Dover, OH 44622

**Website:** zackspace.org

#### BOB GIBBS (R-LAKEVILLE)

**Experience:** Ohio Agricultural Research & Dev. Center; currently self-employed

**Occupation:** Legislator, small business owner

**Memberships:** Farm Bureau; Chamber of Commerce; NFIB; Life Member, NRA; Pheasants forever

**Education:** The Ohio State University Agriculture Technology Institute

**Campaign Committee:** Gibbs for Congress, 211 South Fifth St., Columbus, OH 43215

**Website:** bobgibbsforcongress.com

#### LINDSEY SUTTON (CONSTITUTION)

#### CHRISTOPHER CLAYTON (LIBERTARIAN)

### ECONOMIC PROFILE

INDUSTRIES	# of Establishments		Employment		Payroll	
	'07-'09	% Change '07-'09	'07-'09	% Change '07-'09	'07-'09	% Change '07-'09
Agriculture, Forestry, Fishing and Hunting	102	-11%	638	-8%	4,010,184	-2%
Mining	185	2%	2,760	16%	33,310,772	24%
Utilities	91	3%	1,866	4%	36,539,510	13%
Construction	1,146	-11%	8,175	-14%	69,738,480	-11%
Manufacturing	999	-3%	40,249	-18%	413,721,337	-22%
Wholesale Trade	527	-3%	5,860	-3%	53,300,037	-4%
Retail Trade	2,153	-3%	30,437	-7%	161,993,463	-4%
Transportation and Warehousing	540	-1%	6,984	-5%	67,596,289	-4%
Information	180	5%	3,259	-3%	26,588,862	-5%
Finance and Insurance	701	-1%	5,156	-7%	49,482,794	-10%
Real Estate and Rental and Leasing	383	-8%	1,676	-6%	9,915,430	-2%
Professional, Scientific and Technical Services	774	1%	4,547	-6%	40,319,557	-6%
Management of Companies and Enterprises	49	NA	1,904	NA	21,963,199	NA
Admin. & Support/Waste Mgmt. & Remediation	476	-4%	7,005	-18%	40,838,423	-13%
Educational Services	376	-3%	19,952	-1%	173,845,538	0%
Health Care and Social Assistance	1,307	1%	35,124	2%	277,092,307	7%
Arts, Entertainment and Recreation	174	-4%	1,322	0%	5,182,793	-1%
Accommodation and Food Services	1,138	-1%	19,423	-5%	54,577,581	-4%
Other Services (except Public Administration)	1,073	-2%	6,299	-7%	30,776,786	-6%
Public Administration	799	-2%	9,710	1%	95,119,159	1%
Other	13	NA	23	NA	110,944	NA
<b>TOTAL</b>	<b>13,186</b>	<b>-2%</b>	<b>212,370</b>	<b>-6%</b>	<b>1,666,023,445</b>	<b>-6%</b>

# Only Their Mothers Know Them Better

## Strategic Public Partners Group Knows What Your Voters are Thinking—All Through the Campaign

Today's campaigns are tougher than ever—with an expanding media menu that reaches voters from every direction. You need a team with the technology, experience and strategic intelligence to know every voter—and provide the right message at the right time and place for each and every one.

That's why campaigns struggling against long odds turn to SPP – like Ohio's recent campaign to bring casinos to our state. That issue had lost three times before...but SPP brought the voters around in 2009. Here's how:



- **We take no individual voter for granted:** we conduct and continually update extensive research to know what voters think, how they respond to issues and what messages work for each individual – at every point in the campaign.
- **We bring complex strategies to bear:** we integrate traditional with digital communications to create a saturated communication environment. Mail, phone, online, TV, radio, door-to-door and social media all working together to win votes.
- **We take advantage of changing conditions:** we get out the early vote...and we effectively track and adjust to what early voters are doing.

*"They just did a masterful job of research, and then the other thing they did was – maybe with the exception of the Obama campaign – was an unprecedented job getting out the early vote."*

– Joe Hallett, *The Columbus Dispatch*



Get Winning Help, Even Against the Odds

Contact SPP: [info@sppgrp.com](mailto:info@sppgrp.com)  
call 614-222-8490  
or visit us at [www.sppgrp.com](http://www.sppgrp.com)



## METALLURG VANADIUM




*Soon to be AMG Vanadium, Inc.*

60790 Southgate Road  
Cambridge, OH 43725  
Phone: (740) 435-4600  
[www.metallurgvanadium.com](http://www.metallurgvanadium.com)



Metallurg Vanadium Corporation, a wholly owned subsidiary of AMG Advanced Metallurgical Group N.A., specializes in the environmentally beneficial conversion of oil refinery and power plant waste products into specialty metals sold to steel and stainless steel producers. The environmental leader in the global spent catalyst processing industry and North America's ferrovanadium market share leader, Metallurg Vanadium offers the following products: Ferovan<sup>®</sup>, FeNiMoly<sup>®</sup> and Revan<sup>™</sup> which are used by the steel industry in automotive, energy transmission, construction and other applications.



# OHIO HOME BUILDERS ASSOCIATION

Representing the residential construction and land development industry.



Vincent J. Squillace, CAE  
*Executive Vice President*



Kris Klaus, Esq.  
*Director of Government Affairs*



Robert N. Eshenbaugh, Jr., Esq.  
*Director of Legislative Affairs*



17 South High Street, Suite 700  
Columbus, Ohio 43215  
1-800-282-3403  
Web site: [ohiohba.com](http://ohiohba.com)



# OHIO SENATE RACES

# 2010


**THE OHIO SENATE** is comprised of 33 members who serve four-year terms. Since 1967, legislative districts have been determined on the basis of population. Every 10 years, following the federal census, the total population of the state is divided by 33 to arrive at the target population for each district. For the current General Assembly, this figure is approximately 330,000 residents per senate district. Each Senate District includes three complete House Districts.

Republicans currently hold a 21–12 edge over Democrats in the Senate. The GOP has held the Senate majority since January 1985.

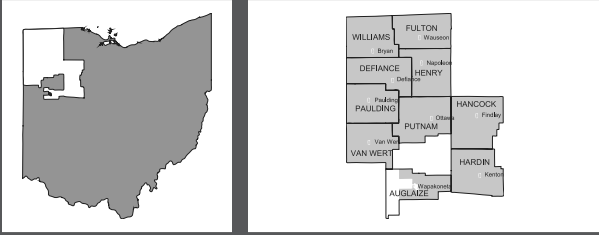
Elections for the Ohio Senate are held every two years, with half the members of the Senate elected each time. Under the Ohio Constitution's term limit provision, Senate members are limited to two consecutive four-year terms. Seventeen Senate seats are up for grabs in November.



# 1ST FIRST SENATE DISTRICT



## DISTRICT MAP



### DESCRIPTION

Defiance, Fulton, Hancock, Hardin, Henry, Paulding, Putnam, Van Wert, Williams and a portion of Auglaize County. This district encompasses House Districts 74, 75 and 76.

## CANDIDATES

### STEVE BUEHRER (R-FINDLAY) ★

**Experience:** Attorney, Barber, Kaper, Steven & Robinson; Chief of Human Resources, Ohio Bureau of Workers' Compensation; Deputy Director, Ohio Dept. of Administrative Services

**Occupation:** State Senator

**Memberships:** American Bar Association, Fulton County Bar Association; Ohio Farm Bureau; Ohio Right to Life

**Education:** B.S, Bowling Green University; J.D, Capital University Law School

**Campaign Committee:** Citizens for Buerher, 704 Greenview Dr., Delta, OH 43515

### ERIK CRANMER (D-FINDLAY)

**Occupation:** University of Findlay Student

## POLITICAL LANDSCAPE

**Political Republican Index:** '06 66.50% '10 61.50%

### Results ('06 Senate):

Ben Nienberg (D) 39.92%  
Steve Buehrer (R) 60.08%

### '08 Presidential Results:

Barack Obama (D) 39.00%  
John McCain (R) 59.00%

**Democrats say:** Cranmer is energetic and loves a challenge. Buehrer will be tough in this heavily Republican district, but he still won't be in Congress.


**Republicans say:** Senator Buehrer has served his district well and there is no doubt that he will dispatch his opponent in November.

## ECONOMIC PROFILE

INDUSTRIES	# of Establishments		Employment		Payroll	
	'07-'09	% Change '07-'09	'07-'09	% Change '07-'09	'07-'09	% Change '07-'09
Agriculture, Forestry, Fishing and Hunting	124	2%	1,252	16%	9,097,786	-14%
Mining	NA	NA	NA	NA	NA	NA
Utilities	41	3%	638	0%	10,573,088	8%
Construction	676	-8%	4,469	-12%	42,572,678	-4%
Manufacturing	588	-2%	37,889	-22%	390,879,833	-25%
Wholesale Trade	392	-1%	4,177	-3%	39,554,491	-5%
Retail Trade	1,058	-4%	15,065	-7%	80,258,291	-5%
Transportation and Warehousing	345	-4%	5,380	-5%	49,721,705	-8%
Information	143	5%	1,697	-4%	13,707,082	1%
Finance and Insurance	430	-1%	3,450	-7%	35,305,845	-17%
Real Estate and Rental and Leasing	184	-6%	862	-16%	5,551,014	-16%
Professional, Scientific and Technical Services	387	1%	3,245	7%	27,937,335	1%
Management of Companies and Enterprises	22	-21%	815	4%	11,439,629	7%
Admin. & Support/Waste Mgmt. & Remediation	251	3%	2,940	-37%	16,652,355	-24%
Educational Services	301	0%	13,051	0%	110,746,425	1%
Health Care and Social Assistance	620	1%	17,985	6%	134,150,265	6%
Arts, Entertainment and Recreation	95	-4%	918	-5%	3,204,642	-6%
Accommodation and Food Services	552	-3%	9,426	-7%	24,673,342	-5%
Other Services (except Public Administration)	628	-4%	4,041	-8%	17,449,358	-8%
Public Administration	468	-3%	4,549	0%	39,479,591	-1%
Other	NA	NA	NA	NA	NA	NA
<b>TOTAL</b>	<b>7,305</b>	<b>-3%</b>	<b>131,849</b>	<b>-10%</b>	<b>1,062,954,755</b>	<b>-12%</b>

See pages 178 & 179 for the detailed demographic data for this district.

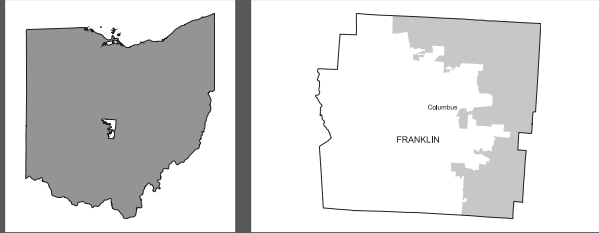




# 3RD

## THIRD SENATE DISTRICT

### DISTRICT MAP



### DESCRIPTION

A portion of Franklin County, including the communities of Pickerington, Reynoldsburg, Westerville, New Albany, Gahanna, Bexley, Whitehall, Worthington and parts of Columbus. This district encompasses House Districts 19, 20 and 21.

### POLITICAL LANDSCAPE

**Political Republican Index:** '06 58.20% '10 48.10%

#### Results ('06 Senate):

Emily Kreider (D) 45.88%  
David Goodman (R) 54.12%

#### '08 Presidential Results:

Barack Obama (D) 55.50%  
John McCain (R) 43.00%

**Democrats say:** Kevin Bacon is a B actor and D legislator. Mark Pfeifer will direct his political funeral in this increasingly Democratic district.

**Republicans say:** Bacon is a solid campaigner who has won difficult House races in the two worst election cycles for Republicans in decades. Pfeifer was not the Democrats first choice and voters will understand why this fall. Bacon wins.

### CANDIDATES

#### MARK PFEIFER (D-REYNOLDSBURG)

**Occupation:** Funeral Director

**Education:** A.S, Pittsburgh Institute of Mortuary Science; B.A, The Ohio State University; MBA, Cleveland State University

**Campaign Committee:** Pfeifer for Senate, P.O. Box 175, Reynoldsburg, OH 43068

**Website:** pfeiferforsenate.org

#### KEVIN BACON (R-COLUMBUS)

**Experience:** City of Lancaster assistant prosecutor; securities enforcement attorney, Ohio Department of Commerce; staff attorney (clerkship) with Judge James O'Grady of the Franklin County Court of Common Pleas; Farmers Insurance

**Occupation:** Attorney

**Memberships:** Capital Law School Alumni Board; Dublin-Worthington Rotary Club; Worthington Chamber; Columbus Chamber; Ohio State Bar Assn.; Columbus Bar Assn.; OACTA; Westerville Special Needs Early Educational Program, supporter; Children's Cancer Society, supporter

**Education:** B.A. Political Science, Miami University; J.D., Capital Law School

**Campaign Committee:** Citizens for Kevin Bacon, 5325 Ponderosa Drive, Columbus, OH 43231

**Website:** citizens4kevinbacon.com

#### WILLIAM YARBROUGH (LIBERTARIAN)

**Website:** yarbroughforohio.com

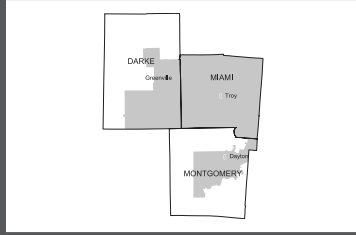
### ECONOMIC PROFILE

INDUSTRIES	# of Establishments	% Change '07-'09	Employment	% Change '07-'09	Payroll	% Change '07-'09
Agriculture, Forestry, Fishing and Hunting	5	-29%	78	-4%	627,634	-1%
Mining	6	20%	13	15%	168,826	10%
Utilities	37	0%	1,471	13%	44,018,805	6%
Construction	495	-11%	5,121	-16%	57,681,364	-11%
Manufacturing	264	-5%	11,202	-9%	141,757,984	-14%
Wholesale Trade	509	-2%	7,691	8%	107,787,383	12%
Retail Trade	1,070	1%	23,237	-2%	150,751,757	-3%
Transportation and Warehousing	199	-3%	10,466	2%	99,911,247	-14%
Information	137	-1%	3,154	-14%	42,354,626	-19%
Finance and Insurance	724	-14%	15,464	-9%	187,103,524	-18%
Real Estate and Rental and Leasing	429	-1%	2,436	-9%	21,906,554	-11%
Professional, Scientific and Technical Services	1,049	-2%	12,615	-5%	187,734,219	-12%
Management of Companies and Enterprises	79	-1%	4,586	11%	128,445,437	36%
Admin. & Support/Waste Mgmt. & Remediation	496	-2%	17,476	-8%	123,186,818	-7%
Educational Services	239	2%	11,402	-3%	123,700,474	2%
Health Care and Social Assistance	1,045	5%	23,779	15%	200,380,048	11%
Arts, Entertainment and Recreation	90	-5%	1,798	-13%	8,875,390	-10%
Accommodation and Food Services	748	0%	15,485	-6%	53,419,341	-11%
Other Services (except Public Administration)	721	-3%	5,101	-5%	40,558,764	-7%
Public Administration	73	0%	10,080	9%	152,267,529	8%
Other	25	47%	60	1%	370,235	-8%
<b>TOTAL</b>	<b>8,440</b>	<b>-3%</b>	<b>182,715</b>	<b>-2%</b>	<b>1,873,007,960</b>	<b>-4%</b>

See pages 178 & 179 for the detailed demographic data for this district.

# 5TH FIFTH SENATE DISTRICT

## DISTRICT MAP



### DESCRIPTION

Miami and portions of Darke and Montgomery counties, including the communities of Huber Heights, Trotwood, Riverside and most of the city of Dayton. This district encompasses House Districts 39, 40 and 79.

## CANDIDATES

### FRED STRAHORN (D-DAYTON)

**Experience:** Realtor; Legislative Aide

**Occupation:** Legislator

**Education:** B.A., The Ohio State University

**Campaign Committee:** Committee to Elect Fred Strahorn, 531 Belmont Park, Dayton, OH 45405

### BILL BEAGLE (R-TIPP CITY)

**Occupation:** Finance Manger

**Memberships:** Tipp-Monroe Community Services; AMBUCS

**Education:** Miami University (OH); M.B.A., Cleveland State Univ.

**Campaign Committee:** Citizens for Bill Beagle, P.O. Box 342, Tipp City, OH 45371

**Website:** billbeagle.com

## POLITICAL LANDSCAPE

**Political Republican Index:**

	'06	'10
	45.40%	42.90%

### Results ('06 Senate):

Tom Roberts	(D)	60.98%
Don McLaurin	(R)	39.02%

### '08 Presidential Results:

Barack Obama	(D)	58.50%
John McCain	(R)	40.00%

**Democrats say:** The dynamics of this district have never made it easy, but Fred Strahorn has made a good name for himself and will keep this district blue.

**Republicans say:** The Strahorn name is nowhere near as well known as McLin or Roberts. Plus, SD 5 is undergoing demographic and political changes that favor Beagle. This race will be competitive and one to watch until the end.

## ECONOMIC PROFILE

INDUSTRIES	# of Establishments		Employment		Payroll	
		% Change '07-'09		% Change '07-'09		% Change '07-'09
Agriculture, Forestry, Fishing and Hunting	17	6%	115	62%	443,671	39%
Mining	3	NA	42	NA	332,627	NA
Utilities	20	5%	683	-2%	10,061,668	3%
Construction	477	-13%	5,243	-20%	57,154,949	-18%
Manufacturing	645	-7%	21,704	-19%	247,158,789	-28%
Wholesale Trade	376	-2%	5,815	-1%	67,495,295	-4%
Retail Trade	863	-6%	10,825	-12%	60,811,515	-13%
Transportation and Warehousing	205	-9%	6,068	-13%	63,580,646	-20%
Information	103	-1%	3,448	-6%	38,263,277	-18%
Finance and Insurance	321	-8%	3,829	-13%	57,698,621	-20%
Real Estate and Rental and Leasing	236	-8%	1,488	-10%	13,103,872	-8%
Professional, Scientific and Technical Services	508	-4%	4,489	-14%	55,152,643	-19%
Management of Companies and Enterprises	47	2%	3,942	-6%	89,851,155	-22%
Admin. & Support/Waste Mgmt. & Remediation	291	-7%	7,150	-33%	38,649,175	-34%
Educational Services	201	-1%	15,580	3%	153,643,827	4%
Health Care and Social Assistance	662	-1%	32,898	4%	347,875,377	9%
Arts, Entertainment and Recreation	65	-4%	1,178	-12%	6,968,603	-14%
Accommodation and Food Services	501	-6%	8,974	-4%	27,223,512	-6%
Other Services (except Public Administration)	558	-4%	4,534	-9%	31,720,981	-6%
Public Administration	142	-4%	7,042	0%	90,871,174	1%
Other	12	NA	24	NA	122,227	NA
<b>TOTAL</b>	<b>6,253</b>	<b>-5%</b>	<b>145,073</b>	<b>-9%</b>	<b>1,458,183,604</b>	<b>-11%</b>

See pages 178 & 179 for the detailed demographic data for this district.

# CWS Governmental Relations, Ltd.

Assisting clients in the areas of public policy, legislative affairs and executive agency issues, CWS Governmental Relations, Ltd., led by Denny Larr, is a wholly owned affiliate of Chester Willcox & Saxbe, LLP.



Zach Holzapfel



William Fitzgibbon



Denny Larr

Together, Larr, Fitzgibbon and Holzapfel bring extensive experience in both the public and private sector, building on a diverse background to offer strategic advise on legislative solutions, political strategies and coalition building.

Call 614-221-4000 or  
visit [www.cwslaw.com](http://www.cwslaw.com)


© 2010, Chester Willcox & Saxbe, LLP

**CHESTER WILLCOX & SAXBE**

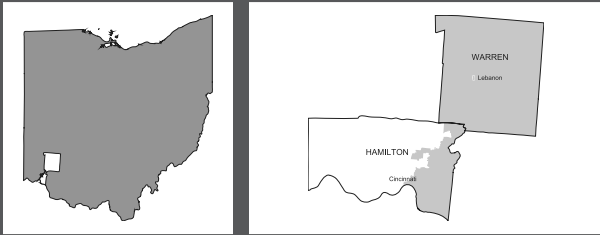
CWS GOVERNMENTAL RELATIONS, LTD.



# 7TH SEVENTH SENATE DISTRICT



## DISTRICT MAP



### DESCRIPTION

Warren County, parts of Hamilton county, including Lebanon, Mason, Middletown, Monroe, Springboro, Indian Hill, Loveland, Maderia, Mariemont, and Milford. This district encompasses House Districts 34, 35 and 67.

## CANDIDATES

### SAM PETTINISHI (D-CINCINNATI)

**Occupation:** Student at Xavier University

**Education:** Attending Xavier University

**Campaign Committee:** Pettinichi for Ohio, 2127 Flaxen Court, Cincinnati, OH 45244

**Website:** sampettinichi.com

### SHANNON JONES (R-SPRINGBORO)

**Experience:** Former press secretary and chief of staff for Congressman Steve Chabot; former aide to U.S. Sen. Mike DeWine

**Memberships:** Springboro Area Chamber of Commerce; Area Progress Council of Warren County; Farm Bureau

**Education:** B.A., Communications, University of Cincinnati

**Campaign Committee:** Friends of Shannon Jones, 800 Valley View Point, Springboro, OH 45066

**Website:** shannonjonesforsenate.com

## POLITICAL LANDSCAPE

**Political Republican Index:**

	'06	'10
	69.10%	64.40%

### Results ('06 Senate):

Rick Smith	(D)	38.18%
Robert L. Schuler	(R)	61.82%

### '08 Presidential Results:

Barack Obama	(D)	37.70%
John McCain	(R)	61.30%


**Democrats say:** Sam is a student at Xavier who has chosen his roommates wisely. Looking forward to Shannon Jones' tweet about this.

**Republicans say:** Jones won handily in a hard fought primary and will emerge victorious this fall.

## ECONOMIC PROFILE

INDUSTRIES	# of Establishments	% Change '07-'09	Employment	% Change '07-'09	Payroll	% Change '07-'09
Agriculture, Forestry, Fishing and Hunting	22	-12%	145	-13%	746,916	-36%
Mining	7	17%	25	-4%	207,853	-18%
Utilities	18	6%	207	2%	4,150,612	14%
Construction	555	-16%	4,742	-14%	56,288,629	-7%
Manufacturing	408	-7%	19,607	-14%	244,161,566	-15%
Wholesale Trade	665	-2%	6,379	-8%	102,662,086	-7%
Retail Trade	1,141	-2%	21,836	-3%	130,231,856	-6%
Transportation and Warehousing	134	2%	2,309	-3%	29,914,449	-3%
Information	137	10%	2,891	11%	42,965,859	-10%
Finance and Insurance	564	4%	9,906	37%	137,794,933	11%
Real Estate and Rental and Leasing	339	-4%	1,671	-9%	13,633,922	-12%
Professional, Scientific and Technical Services	1,002	1%	6,634	-4%	97,793,454	-2%
Management of Companies and Enterprises	51	13%	3,085	20%	55,308,948	-16%
Admin. & Support/Waste Mgmt. & Remediation	484	4%	10,574	-5%	78,811,248	-8%
Educational Services	208	-1%	11,617	2%	112,403,569	2%
Health Care and Social Assistance	782	5%	17,433	11%	153,039,124	13%
Arts, Entertainment and Recreation	148	0%	2,759	-9%	14,969,586	-17%
Accommodation and Food Services	657	-1%	14,750	-11%	52,798,080	-10%
Other Services (except Public Administration)	920	-4%	6,654	3%	41,916,385	7%
Public Administration	102	-5%	3,770	1%	45,155,428	7%
Other	27	69%	54	1%	617,037	152%
<b>TOTAL</b>	<b>8,371</b>	<b>-2%</b>	<b>147,048</b>	<b>-2%</b>	<b>1,415,571,540</b>	<b>-4%</b>

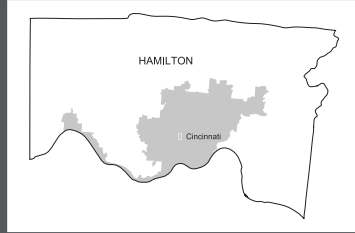
See pages 178 & 179 for the detailed demographic data for this district.



# 9TH

## NINTH SENATE DISTRICT

### DISTRICT MAP



### DESCRIPTION

A portion of Hamilton County, including the communities of Norwood, St. Bernard, North Bend, Cleves and a majority of the city of Cincinnati. This district encompasses House Districts 31, 32 and 33.

### POLITICAL LANDSCAPE

**Political Republican Index:** '06 41.70% '10 34.10%

#### Results ('06 Senate):

Eric H. Kearney (D) 71.52%  
Thomas G. Brown (R) 28.48%

#### '08 Presidential Results:

Barack Obama (D) 74.00%  
John McCain (R) 25.00%

**Democrats say:** Kearney has proven himself as a skilled legislator and is well-liked by both sides of the aisle. No contest.

**Republicans say:** McKinney is a hardworking candidate who will force Kearney to pay attention to his own race.

### CANDIDATES ERIC KEARNEY (D-CINCINNATI) ★

**Experience:** Founder, Sesh Communications; Lawyer, Cohen, Todd, Kite & Stanford, LLC

**Occupation:** Attorney

**Memberships:** Board Mbr., Port Authority of Greater Cincinnati  
**Education:** B.A., Dartmouth College; J.D., University of Cincinnati Law School

**Campaign Committee:** Keep Kearney in the Senate, 3 Lenox Lane, Cincinnati, OH 45229

### DEBORAH MCKINNEY (R-CINCINNATI)

**Occupation:** Attorney

**Education:** Bachelor's degree, Paralegal Studies, Business Management, College of Mount Saint Joseph; J.D., Northern Kentucky University Chase College of Law

**Campaign Committee:** McKinney for State Senator Committee, 3711 Forest Court, Cheviot, OH 45211

### JESSICA MEARS (LIBERTARIAN-CINCINNATI)

**Education:** University of Cincinnati

**Campaign Committee:** Committee to Elect Mears 4 OH Senate 9, 311 Joselin Ave., Cincinnati, OH 45220

### ECONOMIC PROFILE

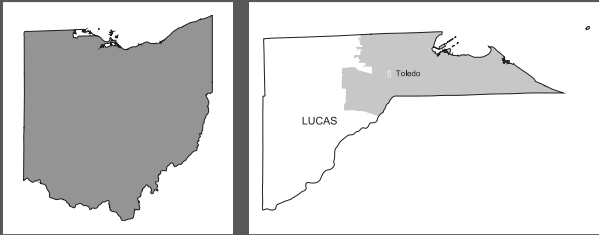
INDUSTRIES	# of Establishments		Employment		Payroll	
	'07-'09	% Change '07-'09	'07-'09	% Change '07-'09	'07-'09	% Change '07-'09
Agriculture, Forestry, Fishing and Hunting	NA	NA	NA	NA	NA	NA
Mining	NA	NA	NA	NA	NA	NA
Utilities	18	-14%	1,697	-8%	28,649,014	-5%
Construction	393	-7%	6,759	-12%	83,376,227	-8%
Manufacturing	385	-6%	14,332	-2%	205,722,088	-6%
Wholesale Trade	400	-7%	8,427	-9%	170,603,397	-7%
Retail Trade	848	-4%	11,302	-7%	71,850,735	-5%
Transportation and Warehousing	141	-10%	7,345	-29%	76,002,196	-36%
Information	143	-9%	5,987	-8%	105,801,196	-10%
Finance and Insurance	506	2%	12,560	2%	277,174,599	-10%
Real Estate and Rental and Leasing	307	-14%	2,503	-12%	27,228,285	-9%
Professional, Scientific and Technical Services	966	-3%	19,548	-2%	313,440,719	-2%
Management of Companies and Enterprises	88	9%	22,823	-2%	632,862,088	-24%
Admin. & Support/Waste Mgmt. & Remediation	384	-7%	15,266	-15%	112,520,433	-14%
Educational Services	186	-4%	18,359	-2%	182,815,431	-5%
Health Care and Social Assistance	831	2%	50,853	2%	587,297,005	6%
Arts, Entertainment and Recreation	82	-4%	3,930	0%	59,189,876	-21%
Accommodation and Food Services	611	-2%	12,824	-1%	49,978,642	3%
Other Services (except Public Administration)	614	-9%	6,243	-10%	46,165,303	-16%
Public Administration	114	10%	10,694	-6%	164,418,626	1%
Other	16	78%	42	1%	430,136	36%
<b>TOTAL</b>	<b>7,033</b>	<b>-4%</b>	<b>231,493</b>	<b>-5%</b>	<b>3,195,525,996</b>	<b>-10%</b>

See pages 178 & 179 for the detailed demographic data for this district.

# 11TH

## ELEVENTH SENATE DISTRICT

### DISTRICT MAP



### DESCRIPTION

A portion of Lucas County, including the city of Toledo and all parts east of the city. This district encompasses House Districts 47, 48 and 49.

### POLITICAL LANDSCAPE

**Political Republican Index:** '06 37.80% '10 33.70%

**Results ('06 Senate):**  
Teresa Fedor (D) 100.00%

**'08 Presidential Results:**  
Barack Obama (D) 72.50%  
John McCain (R) 25.90%

**Democrats say:** After emerging from a tough primary, Edna Brown is stronger than ever. She will win handily in this heavily Democratic district.

**Republicans say:** Watch this race because we promise it will be interesting. Former TV reporter Tom Waniewski is well known and well liked in Toledo. He'll get cross-party support and will give Edna everything she can handle in a big Republican year. Scott Brown?

### CANDIDATES

#### EDNA BROWN (D-TOLEDO)

**Experience:** Retired Municipal Employee

**Occupation:** Legislator

**Memberships:** National Association for the Advancement of Colored People; Executive Women's Golf Association; Braden United Methodist Church

**Education:** Attended University of Toledo and Mary Manse College

**Campaign Committee:** Edna Brown Campaign Committee, 2481 Warren Street, Toledo, OH 43620

#### TOM WANIEWSKI (R-TOLEDO)

**Experience:** Current Toledo City Councilman; Print and broadcast journalist

**Occupation:** Principal, Waniewski Associates

**Memberships:** Downtown Toledo Rotary; Toledo Poznian Assn.; Toledo Press Club; Toledo Advertising Club

**Education:** B.A. Journalism, University of Toledo; Masters in American Culture Studies, Bowling Green State University

**Campaign Committee:** Committee to Elect Waniewski, P.O. Box 8904, Toledo, OH 43623

### ECONOMIC PROFILE

INDUSTRIES	# of Establishments		Employment		Payroll	
	'07-'09	% Change '07-'09	'07-'09	% Change '07-'09	'07-'09	% Change '07-'09
Agriculture, Forestry, Fishing and Hunting	13	-19%	124	-8%	623,223	-8%
Mining	NA	NA	NA	NA	NA	NA
Utilities	13	0%	886	-6%	16,947,946	12%
Construction	336	-17%	4,494	-18%	56,486,716	-16%
Manufacturing	344	-11%	14,187	-25%	238,426,908	-29%
Wholesale Trade	332	-6%	4,628	-11%	53,671,431	-15%
Retail Trade	901	-6%	14,535	-7%	77,301,528	-7%
Transportation and Warehousing	181	-1%	5,515	-8%	55,220,314	-20%
Information	64	0%	2,696	-4%	31,773,317	-10%
Finance and Insurance	380	-6%	3,683	-17%	60,943,992	-24%
Real Estate and Rental and Leasing	219	-12%	1,646	-19%	11,748,667	-14%
Professional, Scientific and Technical Services	462	-7%	5,240	-10%	61,792,226	-5%
Management of Companies and Enterprises	48	23%	3,134	1%	71,613,006	-11%
Admin. & Support/Waste Mgmt. & Remediation	286	0%	6,539	-22%	41,501,051	-16%
Educational Services	190	3%	13,355	-2%	169,989,666	4%
Health Care and Social Assistance	712	0%	30,790	1%	319,596,801	2%
Arts, Entertainment and Recreation	71	-5%	1,720	-10%	9,136,430	1%
Accommodation and Food Services	598	-3%	11,329	-13%	34,089,542	-18%
Other Services (except Public Administration)	526	-6%	5,640	-11%	29,584,750	-14%
Public Administration	71	-1%	5,293	-4%	74,933,148	3%
Other	NA	NA	NA	NA	NA	NA
<b>TOTAL</b>	<b>5,747</b>	<b>-5%</b>	<b>135,433</b>	<b>-10%</b>	<b>1,415,380,662</b>	<b>-11%</b>

See pages 178 & 179 for the detailed demographic data for this district.

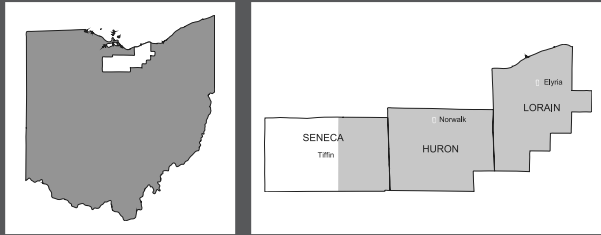




# 13TH

## THIRTEENTH SENATE DISTRICT

### DISTRICT MAP



### DESCRIPTION

Lorain, Huron and the eastern half of Seneca County. District encompasses House Districts 56, 57 and 58.

### CANDIDATES

#### SUE MORANO (D-LORAIN) ★

**Experience:** St. Joseph's Hospital

**Occupation:** Legislator; Registered Nurse

**Campaign Committee:** Committee to Elect Sue Morano, 928 Broadway, Lorain, OH 44052

#### GAYLE MANNING (R-NORTH RIDGEVILLE)

**Occupation:** Retired Teacher

**Campaign Committee:** Committee to Elect Manning, 5380 Barton Road, North Ridgeville, OH 44039

**Website:** gaylemanning.com

### POLITICAL LANDSCAPE

**Political Republican Index:**

	'06	'10
	48.50%	43.30%

#### Results ('06 Senate):

Susan L. Morano	(D)	63.40%
Martha W. Wise	(R)	36.60%

#### '08 Presidential Results:

Barack Obama	(D)	56.10%
John McCain	(R)	42.10%

**Democrats say:** Sue Morano is a tough campaigner that knows how to get the job done. She will nurse Manning's wounds after another convincing victory.

**Republicans say:** Gayle Manning is a great candidate with built-in name ID in the toughest part of the district. Manning is in this race to win she can do just that against a vulnerable Morano.


### ECONOMIC PROFILE

INDUSTRIES	# of Establishments	% Change '07-'09	Employment	% Change '07-'09	Payroll	% Change '07-'09
Agriculture, Forestry, Fishing and Hunting	40	8%	1,090	3%	6,378,397	-4%
Mining	6	20%	26	-41%	235,696	-39%
Utilities	34	-3%	847	2%	14,222,493	5%
Construction	701	-17%	4,893	-22%	48,442,623	-23%
Manufacturing	507	-5%	22,533	-19%	292,950,182	-22%
Wholesale Trade	424	-3%	3,540	-5%	39,556,822	-6%
Retail Trade	933	-5%	14,600	-6%	78,401,729	-5%
Transportation and Warehousing	215	-8%	3,537	-7%	33,515,003	-14%
Information	82	-11%	1,578	-18%	12,848,000	-18%
Finance and Insurance	391	-5%	2,502	-8%	24,801,310	-7%
Real Estate and Rental and Leasing	242	-5%	1,038	-4%	6,598,608	1%
Professional, Scientific and Technical Services	509	1%	3,014	-2%	31,882,188	2%
Management of Companies and Enterprises	29	7%	834	33%	19,341,008	84%
Admin. & Support/Waste Mgmt. & Remediation	323	-3%	5,074	-1%	31,531,244	2%
Educational Services	207	0%	11,907	-3%	117,413,356	2%
Health Care and Social Assistance	699	1%	17,253	2%	151,270,877	1%
Arts, Entertainment and Recreation	100	-7%	877	-19%	3,725,798	-9%
Accommodation and Food Services	563	-2%	9,007	-5%	25,578,958	-5%
Other Services (except Public Administration)	615	-5%	3,613	-9%	18,297,601	-9%
Public Administration	224	-2%	5,281	-2%	71,502,339	-5%
Other	12	100%	41	3%	89,212	290%
<b>TOTAL</b>	<b>6,856</b>	<b>-5%</b>	<b>113,085</b>	<b>-8%</b>	<b>1,028,583,444</b>	<b>-10%</b>

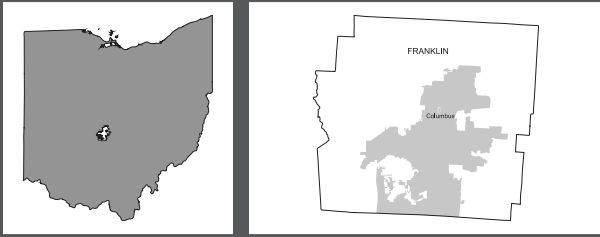
See pages 178 & 179 for the detailed demographic data for this district.

# 15TH

## FIFTEENTH SENATE DISTRICT



### DISTRICT MAP



### DESCRIPTION

A portion of Franklin County, including much of the city of Columbus. This district encompasses House Districts 25, 26 and 27.

### POLITICAL LANDSCAPE

**Political Republican Index:**

	'06	'10
	31.80%	26.50%

**Results ('06 Senate):**

Ray Miller	(D)	78.56%
John M. Roscoe	(R)	21.44%

**'08 Presidential Results:**

Barack Obama	(D)	75.40%
John McCain	(R)	23.10%

**Democrats say:** Tavares is the largest vote getter in Franklin County. Enough said.

**Republicans say:** There wasn't exactly unity among the Dems in the primary, was there? (understatement) Former council candidate Healy will run a spirited campaign.

### CANDIDATES

#### CHARLETA TAVARES (D-COLUMBUS)

**Experience:** Chief, Children's Protection Section in the Ohio Attorney General's Office; Associate Director, Public Children Services Association

**Occupation:** Executive Director, Multiethnic Advocates for Cultural Competence (MACC)

**Memberships:** Corporate Sisters; Ohio Business and Professional Women's Organization; The Ohio Municipal League; Hispanic Elected Local Officials (HELO-NLC); Women in Municipal Govt.

**Education:** Attended Spelman College, Atlanta, GA; Attended The Ohio State University

**Campaign Committee:** Citizens for Tavares, 1237 Medford Road, Columbus, OH 43209

**Website:** charletatavares.com

#### ALICIA HEALY (R-COLUMBUS)

**Experience:** Sales Admin., Sterling Commerce; Sales Supervisor, Kohls

**Occupation:** Beauty Consultant, Mary Kay Cosmetics

**Education:** Legal Secretary Diploma, Barclay Career School; Attended Columbus State Community College

**Campaign Committee:** Citizens for Alicia Healy, 721 Bulen Ave., Columbus, OH 43205

**Website:** aliciahealy.wordpress.com

### ECONOMIC PROFILE

INDUSTRIES	# of Establishments		Employment		Payroll	
	'07-'09	% Change '07-'09	'07-'09	% Change '07-'09	'07-'09	% Change '07-'09
Agriculture, Forestry, Fishing and Hunting	NA	NA	NA	NA	NA	NA
Mining	NA	NA	NA	NA	NA	NA
Utilities	18	13%	1,102	11%	41,524,237	-1%
Construction	445	-9%	7,099	-19%	90,157,112	-18%
Manufacturing	344	-7%	14,394	-11%	198,244,607	-13%
Wholesale Trade	413	-4%	7,110	-14%	93,101,770	-18%
Retail Trade	1,050	-3%	16,965	-13%	115,590,266	-21%
Transportation and Warehousing	284	3%	16,248	-2%	245,623,962	2%
Information	114	9%	4,416	2%	64,834,981	3%
Finance and Insurance	402	-14%	18,529	-3%	440,490,432	-18%
Real Estate and Rental and Leasing	395	-6%	5,281	-7%	53,255,232	-12%
Professional, Scientific and Technical Services	1,029	-2%	13,288	-1%	219,965,293	3%
Management of Companies and Enterprises	77	3%	8,146	-6%	254,606,006	-20%
Admin. & Support/Waste Mgmt. & Remediation	334	-12%	12,610	-8%	119,038,629	3%
Educational Services	179	0%	33,007	6%	287,969,225	6%
Health Care and Social Assistance	729	1%	34,029	1%	370,012,051	5%
Arts, Entertainment and Recreation	72	-8%	2,579	-10%	37,650,496	7%
Accommodation and Food Services	773	0%	18,376	-7%	73,991,022	-11%
Other Services (except Public Administration)	708	-5%	7,442	-7%	61,556,802	-6%
Public Administration	164	0%	26,094	-3%	417,974,380	-8%
Other	18	100%	31	0%	141,053	58%
<b>TOTAL</b>	<b>7,548</b>	<b>-4%</b>	<b>246,746</b>	<b>-4%</b>	<b>3,185,727,556</b>	<b>-8%</b>

See pages 178 & 179 for the detailed demographic data for this district.

# The Ohio Cable Telecommunications Industry:

Investing in Innovative Technology for Ohio  
Delivering the Most Advanced Broadband Services

VOICE ■ VIDEO ■ INTERNET



## Our Members



**Jonathon McGee**  
OCTA Executive  
Director



**Chris Vaughan**  
Director of  
Government Affairs

Armstrong Cable Services	Erie County Cablevision
B.R. Cablevision	FJ Communications, Inc.
BTC Multimedia	G.L.W. Broadband, Inc.
Buckeye CableSystem	Insight
Clear Picture, Inc.	Massillon Cable TV
Comcast	Nelsonville TV Cable
Cox Communications	Oberlin Cable Co-Op
East Cleveland Cable TV	Suddenlink
Time Warner Cable	

50 West Broad Street, Suite 1118 ■ Columbus, OH 43215 ■ 614-461-4014 ■ [www.octa.org](http://www.octa.org)



**Mike Carey**  
President



**Shawn Bennett**  
Government Affairs Manager

## COAL:

- PROVIDES NEARLY 90 PERCENT OF OHIO'S ELECTRICITY
- IS AFFORDABLE, PROVIDING ELECTRICITY AT ABOUT HALF THE COST OF OTHER FOSSIL FUELS AND INCREASING ONLY FOUR PERCENT IN PRICE OVER THE PAST 20 YEARS
- IS ABUNDANT, WITH A 250 YEAR SUPPLY OF COAL RESERVES
- PROMOTES ECONOMIC GROWTH FOR OHIO



## Ohio Coal Association

The Huntington Plaza Building  
17 South High Street, Suite 410  
Columbus, Ohio 43215

TEL 614 228 6336

FAX 614 228 6349

[www.ohiocoal.com](http://www.ohiocoal.com)

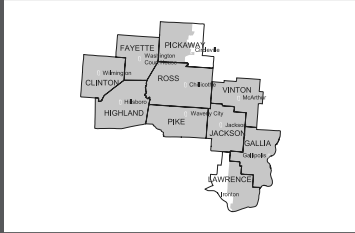


# 17TH



## SEVENTEENTH SENATE DISTRICT

### DISTRICT MAP



### DESCRIPTION

Clinton, Fayette, Gallia, Highland, Jackson, Pike, Ross, Vinton and parts of Pickaway and Lawrence counties. This district encompasses House Districts 85, 86 and 87.

### CANDIDATES

#### JUSTIN FALLON (D-PATRIOT)

**Occupation:** Small Business Owner; Gallia County Commissioner  
**Campaign Committee:** Fallon for Senate, 11041 State Route 141, Patriot, OH 45658

#### DAVID DANIELS (R-GREENFIELD)

**Occupation:** Farmer  
**Memberships:** First Presbyterian Church of Greenfield; Fraternal Order of Eagles; Highland County Cattleman's Board of Directors, Farm Bureau Member; Greenfield Rotary; Eagle Scout  
**Education:** Great Oaks Career Development, Farm Management Program graduate, "Extensive Life Experiences"  
**Campaign Committee:** Friends of David Daniels, 440 North St., Greenfield, OH 45123  
**Website:** danielsforohio.com

### POLITICAL LANDSCAPE

**Political Republican Index:**

	'06	'10
	59.50%	54.50%

#### Results ('06 Senate):

April D. Howland	(D)	39.92%
John A. Carey, Jr.	(R)	60.08%

#### '08 Presidential Results:

Barack Obama	(D)	39.50%
John McCain	(R)	58.40%


**Democrats say:** Don't underestimate Justin Fallon. This popular Gallia County Commissioner has the ability to turn this district back to blue.

**Republicans say:** Daniels showed he has what it takes in his hard fought primary victory. Daniels wins because he works harder than his opponents and never takes anything for granted. He will succeed John Carey in the Senate in 2011.

### ECONOMIC PROFILE

INDUSTRIES	# of Establishments		Employment		Payroll	
	'07-'09	% Change '07-'09	'07-'09	% Change '07-'09	'07-'09	% Change '07-'09
Agriculture, Forestry, Fishing and Hunting	55	-10%	323	2%	2,153,476	9%
Mining	26	0%	332	-10%	3,413,940	-8%
Utilities	60	5%	1,628	6%	32,549,702	15%
Construction	489	-13%	3,784	-21%	43,097,915	-19%
Manufacturing	270	-3%	18,301	-19%	190,308,273	-23%
Wholesale Trade	229	-1%	2,644	-7%	26,692,997	-8%
Retail Trade	1,077	-3%	14,699	-5%	77,304,464	-2%
Transportation and Warehousing	262	-3%	11,212	-19%	170,591,592	-3%
Information	78	-3%	1,520	-5%	13,488,578	-6%
Finance and Insurance	362	0%	3,051	-7%	29,839,826	-14%
Real Estate and Rental and Leasing	188	-3%	712	-14%	3,790,933	-13%
Professional, Scientific and Technical Services	318	-3%	1,673	0%	15,485,631	3%
Management of Companies and Enterprises	NA	NA	NA	NA	NA	NA
Admin. & Support/Waste Mgmt. & Remediation	216	-4%	3,200	-11%	20,950,910	-9%
Educational Services	203	0%	11,592	0%	98,043,956	1%
Health Care and Social Assistance	646	3%	19,021	4%	183,597,451	9%
Arts, Entertainment and Recreation	73	6%	540	4%	2,187,190	-2%
Accommodation and Food Services	475	-2%	8,822	-5%	25,225,163	0%
Other Services (except Public Administration)	506	0%	2,195	-10%	10,493,921	-8%
Public Administration	426	-3%	6,502	-1%	67,028,401	-1%
Other	NA	NA	NA	NA	NA	NA
<b>TOTAL</b>	<b>5,959</b>	<b>-2%</b>	<b>111,753</b>	<b>-8%</b>	<b>1,016,244,319</b>	<b>-6%</b>

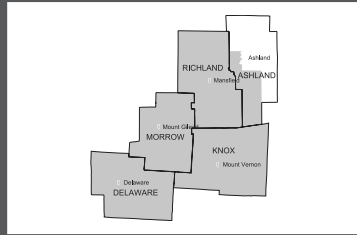
See pages 178 & 179 for the detailed demographic data for this district.



# 19TH

## NINETEENTH SENATE DISTRICT

### DISTRICT MAP



### DESCRIPTION

Delaware, Knox, Morrow, Richland and parts of Ashland County. This district encompasses House Districts 2, 73 and 90.

### CANDIDATES

#### NEIL PATEL (D-WESTERVILLE)

**Occupation:** Small Business Owner

**Campaign Committee:** Friends of Neil Patel Committee, 4875 Royal County Down, Westerville, OH 43082

#### KRIS JORDAN (R-POWELL)

**Occupation:** Legislator

**Memberships:** Delaware County Farm Bureau; Hiram Masonic Lodge

**Education:** B.A., The Ohio State University

**Campaign Committee:** Friends of Kris Jordan, 161 Stonebend Dr., Powell, OH 43065

**Website:** krisjordan.org

### POLITICAL LANDSCAPE

**Political Republican Index:** '06 63.60% '10 58.40%

#### Results ('06 Senate):

Thomas E. Burkhart (D) 40.93%  
Bill Harris (R) 59.07%

#### '08 Presidential Results:

Barack Obama (D) 40.00%  
John McCain (R) 58.30%

**Democrats say:** Neil Patel is a businessman who understands the economy. He would be only the second Indian State Senator in the country, and offers likeability over his opponent.

**Republicans say:** Kris Jordan scored an impressive victory in his primary race against a credible opponent. Jordan's an experienced grassroots campaigner and will win in November.

### ECONOMIC PROFILE

INDUSTRIES	# of Establishments	% Change '07-'09	Employment	% Change '07-'09	Payroll	% Change '07-'09
Agriculture, Forestry, Fishing and Hunting	39	-11%	384	-12%	2,184,424	-5%
Mining	29	4%	222	-23%	1,883,300	-25%
Utilities	26	NA	596	NA	10,110,265	NA
Construction	667	-15%	4,769	-21%	48,662,671	-19%
Manufacturing	460	-3%	22,070	-13%	259,383,259	-17%
Wholesale Trade	541	0%	4,968	5%	56,840,799	1%
Retail Trade	1,156	-1%	19,795	-4%	112,591,160	-2%
Transportation and Warehousing	221	0%	4,549	8%	51,378,169	0%
Information	139	1%	2,694	-10%	29,930,470	-30%
Finance and Insurance	555	-1%	6,178	-2%	116,037,238	-20%
Real Estate and Rental and Leasing	267	-5%	1,390	-8%	12,529,219	-9%
Professional, Scientific and Technical Services	788	5%	12,535	14%	276,915,214	8%
Management of Companies and Enterprises	38	-5%	611	-28%	18,844,756	-18%
Admin. & Support/Waste Mgmt. & Remediation	375	-5%	6,147	7%	37,341,331	-1%
Educational Services	231	-1%	13,458	-4%	129,070,328	1%
Health Care and Social Assistance	803	6%	18,348	6%	151,911,180	6%
Arts, Entertainment and Recreation	125	4%	2,434	4%	11,563,549	1%
Accommodation and Food Services	664	-1%	14,264	0%	45,689,303	7%
Other Services (except Public Administration)	692	2%	4,066	-4%	22,467,952	-4%
Public Administration	268	-2%	6,573	-5%	75,400,208	-6%
Other	22	NA	34	NA	225,118	NA
<b>TOTAL</b>	<b>8,106</b>	<b>-1%</b>	<b>146,086</b>	<b>-2%</b>	<b>1,470,959,913</b>	<b>-5%</b>

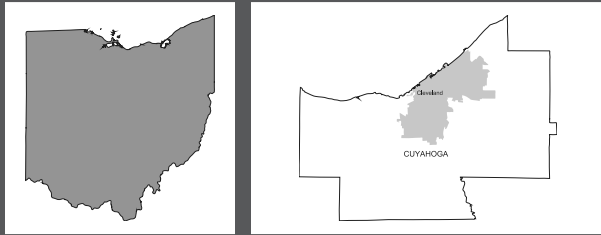
See pages 178 & 179 for the detailed demographic data for this district.

# 21ST

## TWENTY-FIRST SENATE DISTRICT



### DISTRICT MAP



### DESCRIPTION

A portion of Cuyahoga County, including city of Cleveland, Cleveland Heights, Brooklyn Heights and Cuyahoga Heights. This district encompasses House Districts 9, 10 and 11.

### POLITICAL LANDSCAPE

**Political Republican Index:**

	'06	'10
	20.60%	17.50%

#### Results ('06 Senate):

Shirley A. Smith	(D)	85.34%
Richard L. Norris	(R)	14.66%

#### '08 Presidential Results:

Barack Obama	(D)	85.80%
John McCain	(R)	13.40%

**Democrats say:** Another four years for the well-dressed Senator, but kudos to the Rs for finding an opponent.

**Republicans say:** A tough district for a Republican.

### ECONOMIC PROFILE

INDUSTRIES	# of Establishments		Employment		Payroll	
	'07-'09	% Change '07-'09	'07-'09	% Change '07-'09	'07-'09	% Change '07-'09
Agriculture, Forestry, Fishing and Hunting	3	0%	31	16%	171,174	5%
Mining	9	13%	265	13%	3,702,119	44%
Utilities	15	-6%	2,319	-2%	35,330,691	-4%
Construction	293	-9%	4,526	-15%	61,958,393	-10%
Manufacturing	543	-6%	15,222	-14%	201,082,564	-16%
Wholesale Trade	503	-1%	9,827	-9%	152,503,123	-21%
Retail Trade	864	-5%	9,566	-3%	53,193,634	-14%
Transportation and Warehousing	167	-14%	7,798	-6%	91,977,041	-10%
Information	138	-6%	6,021	-5%	86,668,302	-12%
Finance and Insurance	447	-10%	12,523	-13%	449,291,201	-11%
Real Estate and Rental and Leasing	276	-9%	3,306	2%	34,644,052	-12%
Professional, Scientific and Technical Services	1,059	-6%	19,780	-4%	362,388,643	-1%
Management of Companies and Enterprises	61	-2%	6,451	-3%	146,537,146	-15%
Admin. & Support/Waste Mgmt. & Remediation	348	0%	12,043	-20%	106,173,915	-42%
Educational Services	207	-3%	20,007	0%	230,060,876	2%
Health Care and Social Assistance	608	-1%	54,075	9%	660,650,904	12%
Arts, Entertainment and Recreation	89	-4%	4,656	1%	67,203,392	14%
Accommodation and Food Services	641	-5%	11,876	-10%	47,515,529	-14%
Other Services (except Public Administration)	701	-4%	6,621	-3%	50,511,445	-1%
Public Administration	125	-2%	21,457	0%	264,465,686	-1%
Other	20	18%	74	1%	413,323	125%
<b>TOTAL</b>	<b>7,117</b>	<b>-5%</b>	<b>228,442</b>	<b>-4%</b>	<b>3,106,443,152</b>	<b>-6%</b>

See pages 178 & 179 for the detailed demographic data for this district.

### CANDIDATES

#### SHIRLEY SMITH (D-CLEVELAND) ★

**Experience:** Manager, Cleveland Coca-Cola Bottling Company

**Occupation:** Legislator

**Memberships:** National Organization of Women; Ward 10 Democratic Club

**Education:** A.A., Cuyahoga Community College; B.A., Cleveland State University

**Campaign Committee:** Friends of Shirley Smith, 13901 Woodworth Road, Cleveland, OH 44112

#### BURRELL A. JACKSON (R-CLEVELAND)

**Occupation:** Human Resources

**Memberships:** St. Peter the Apostle; Knights of Columbus; National Eagle Scout Association; Society for Human Resources

**Education:** A.A., Cuyahoga Community College; B.A. Baldwin-Wallace

**Campaign Committee:** Morris Campaign Committee, 13805 Holland Road, Brook Park, OH 44142

**Website:** vote4davemorris.com



**Kegler Brown's Government & Legislative Affairs team offers full-service legislative affairs solutions, including:**

**Relationship Building**

**Legislative Lobbying & Monitoring**

**Government Affairs**

**Rule Review & Examination**

**Administrative Representation**

**Public Bidding & Procurement**

**Executive Agency Lobbying**

**Appropriations**

**Regulations & Permitting**



Kegler, Brown, Hill & Ritter's government and legislative affairs practice group is led by Élise Spriggs & Kevin Kerns.

**K**egler, Brown, Hill & Ritter's Government and Legislative Affairs practice group assists clients in achieving their public policy goals while delivering results that further the mission of their organization.

Our formula for success is simple: we combine our unsurpassed knowledge and access to Capitol Square, with more than 100 years of combined experience and tenacity to deliver superb results. Whether your organization is looking to secure government approvals in regulated industries, or to influence the decision-making process at the local, state or national level, our Government and Legislative Affairs practice group should be an integral part of your business planning.

As registered lobbyists and legal counsel, we have an understanding of governmental processes that provide our clients with a great combination of insight and services at all levels of government.

For government and legislative affairs counsel, please contact Kevin Kerns or Élise Spriggs at (614) 462-5400.

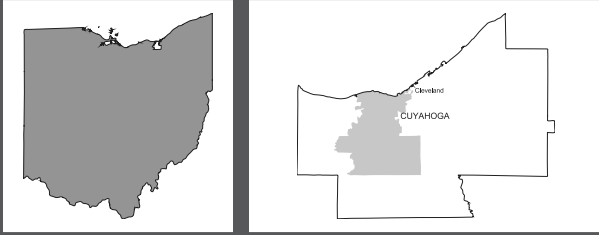
**KEGLER BROWN  
HILL & RITTER**  
A LEGAL PROFESSIONAL ASSOCIATION

COLUMBUS | CLEVELAND | MARION | [www.keglerbrown.com](http://www.keglerbrown.com)

# 23RD

## TWENTY-THIRD SENATE DISTRICT

### DISTRICT MAP



### DESCRIPTION

A portion of Cuyahoga County, including Lakewood, Parma, Parma Heights, Brooklyn, Brook Park, Middleburg Heights and a part of the city of Cleveland. This district encompasses House Districts 13, 14 and 15.

### POLITICAL LANDSCAPE

**Political Republican Index:** '06 40.80% '10 34.30%

#### Results ('06 Senate):

Dale Miller (D) 67.96%  
Howard Shrimpton (R) 19.71%

#### '08 Presidential Results:

Barack Obama (D) 64.10%  
John McCain (R) 34.30%

**Democrats say:** Skindell wins this handily.

**Republicans say:** This is a tough district, but Dave Morris is a hard working, experienced campaigner who will take the fight to Skindell.

### CANDIDATES

#### MICHAEL SKINDELL (D-LAKEWOOD)

**Experience:** Former Ohio assistant attorney general

**Occupation:** Attorney

**Memberships:** Lakewood Chamber of Commerce; Board of Trustees, Barton Senior Center and Westerly Senior Apartments; Past Pres., Lakewood Jaycees; Past Chairman, Lakewood Citizens Advisory Committee for Community Development Block Grant

**Education:** B.A., Business and Political Science, Walsh College, Canton, Ohio; J.D., Cleveland Marshall College of Law

**Campaign Committee:** Friends of Michael J. Skindell, 16800 Delaware Avenue, Lakewood, OH 44107

#### DAVE MORRIS (R-BROOK PARK)

**Occupation:** Human Resources

**Memberships:** St. Peter the Apostle; Knights of Columbus; National Eagle Scout Association; Society for Human Resources

**Education:** A.A., Cuyahoga Community College; B.A. Baldwin-Wallace

**Campaign Committee:** Morris Campaign Committee, 13805 Holland Road, Brook Park, OH 44142

**Website:** vote4davemorris.com

### ECONOMIC PROFILE

INDUSTRIES	# of Establishments		Employment		Payroll	
	'07-'09	% Change '07-'09	'07-'09	% Change '07-'09	'07-'09	% Change '07-'09
Agriculture, Forestry, Fishing and Hunting	4	NA	26	NA	154,085	NA
Mining	NA	NA	NA	NA	NA	NA
Utilities	5	-17%	177	-1%	3,051,359	3%
Construction	320	-10%	2,680	-17%	32,196,784	-17%
Manufacturing	519	-6%	17,099	-24%	214,273,729	-34%
Wholesale Trade	393	-6%	4,845	-10%	59,838,371	-17%
Retail Trade	930	-4%	14,786	-6%	85,682,897	-9%
Transportation and Warehousing	234	-8%	10,906	-7%	109,081,986	-15%
Information	68	10%	5,726	1%	73,428,937	4%
Finance and Insurance	357	-10%	5,034	-8%	63,245,619	-13%
Real Estate and Rental and Leasing	241	-3%	2,343	-7%	17,858,321	-4%
Professional, Scientific and Technical Services	451	-9%	3,764	-7%	48,758,198	3%
Management of Companies and Enterprises	NA	NA	NA	NA	NA	NA
Admin. & Support/Waste Mgmt. & Remediation	304	-8%	7,422	-17%	40,238,345	-12%
Educational Services	146	-1%	9,998	-1%	93,638,012	-1%
Health Care and Social Assistance	727	-1%	22,747	-2%	194,944,561	-4%
Arts, Entertainment and Recreation	66	-7%	1,172	-7%	4,112,004	-6%
Accommodation and Food Services	630	-4%	10,592	-6%	35,382,872	-6%
Other Services (except Public Administration)	526	-4%	4,163	-2%	26,699,233	-4%
Public Administration	78	-3%	2,606	-1%	34,488,466	-7%
Other	8	-33%	12	0%	57,654	-63%
<b>TOTAL</b>	<b>6,007</b>	<b>-6%</b>	<b>126,098</b>	<b>-11%</b>	<b>1,137,131,433</b>	<b>-17%</b>

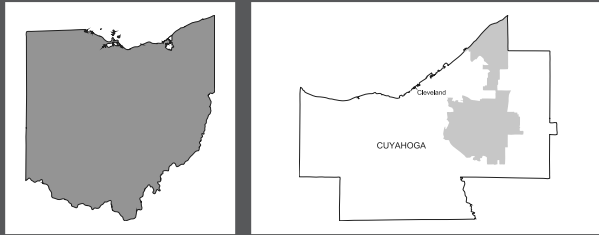
See pages 178 & 179 for the detailed demographic data for this district.



# 25TH

## TWENTY-FIFTH SENATE DISTRICT

### DISTRICT MAP



#### DESCRIPTION

A portion of Cuyahoga County, including Beachwood, Bedford, Bedford Heights, Euclid, South Euclid, Garfield Heights, Highland Hills, Maple Heights, North Randall, Orange, Richmond Heights, Shaker Heights, Warrensville Heights, Woodmere and a portion to the city of Cleveland. This district encompasses House Districts 7, 8 and 12.

### CANDIDATES

#### NINA TURNER (D-CLEVELAND)

**Occupation:** Legislator; Cuyahoga Community College Instructor

**Campaign Committee:** Friends of Nina Turner, 16204 Sunny Glen, Cleveland, OH 44128

**UNOPPOSED**

### POLITICAL LANDSCAPE

**Political Republican Index:** '06 27.60% '10 19.50%

#### Results ('06 Senate):

Lance T. Mason (D) 77.51%  
David Lynch (R) 22.49%

#### '08 Presidential Results:

Barack Obama (D) 84.00%  
John McCain (R) 15.30%

**Democrats say:** Turner is a rising star and tough as nails. The 25<sup>th</sup> District is lucky to have her.

**Republicans say:** No comment provided.

### ECONOMIC PROFILE

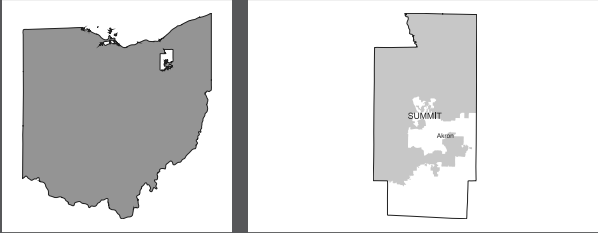
INDUSTRIES	# of Establishments		Employment		Payroll	
	'07	'09	'07	'09	'07	'09
Agriculture, Forestry, Fishing and Hunting	NA	NA	NA	NA	NA	NA
Mining	NA	NA	NA	NA	NA	NA
Utilities	14	0%	421	0%	8,620,109	20%
Construction	348	-13%	4,478	-13%	51,739,792	-13%
Manufacturing	424	-12%	15,583	-8%	207,118,492	-16%
Wholesale Trade	442	-4%	5,910	-6%	80,482,596	-7%
Retail Trade	956	-5%	13,698	-13%	80,900,707	-19%
Transportation and Warehousing	146	-4%	4,652	-10%	52,769,882	-15%
Information	77	-3%	1,147	-4%	13,558,750	-7%
Finance and Insurance	461	-6%	5,796	-2%	76,891,324	-20%
Real Estate and Rental and Leasing	351	-6%	2,955	-3%	39,105,396	-15%
Professional, Scientific and Technical Services	643	-3%	5,834	0%	90,701,285	5%
Management of Companies and Enterprises	44	-14%	1,688	-12%	46,045,134	-39%
Admin. & Support/Waste Mgmt. & Remediation	351	-5%	5,787	-15%	44,986,164	-16%
Educational Services	165	-6%	10,856	-1%	106,994,273	2%
Health Care and Social Assistance	800	0%	23,306	-2%	202,232,851	-1%
Arts, Entertainment and Recreation	69	1%	1,220	-13%	6,267,771	-6%
Accommodation and Food Services	448	-12%	8,017	-13%	29,067,855	-14%
Other Services (except Public Administration)	677	-6%	3,385	-7%	21,111,541	-7%
Public Administration	103	-1%	3,297	4%	43,710,234	4%
Other	18	-10%	45	0%	225,300	3%
<b>TOTAL</b>	<b>6,537</b>	<b>-6%</b>	<b>118,075</b>	<b>-7%</b>	<b>1,202,529,456</b>	<b>-11%</b>

See pages 178 & 179 for the detailed demographic data for this district.



# 27<sup>TH</sup> TWENTY-SEVENTH SENATE DISTRICT

## DISTRICT MAP



### DESCRIPTION

A portion of Summit County, including Fairlawn, Norton, Twinsburg, Bath Township, Copley Township, Remindersville, Cuyahoga Falls, Hudson, Stow, Barberton and parts of the city of Akron. This district encompasses House Districts 41, 42 and 45.

## CANDIDATES

### FRANK COMUNALE (D-AKRON)

**Occupation:** Vice President of S.A Comunale; Summit County Councilman

**Campaign Committee:** Friends of Frank C. Comunale, 1295 Ledgewood Dr., Akron, OH 44333

**Website:** frankcomunale.com

### FRANK LAROSE (R-FAIRLAWN)

**Occupation:** Director of Economic Development, City of Brecksville  
**Memberships:** Boy Scouts of America Board of Directors; Akron Rotary Club; Fairlawn VFW

**Education:** B.S., Consumer Affairs, The Ohio State University

**Campaign Committee:** Larose for Senate, 3800 Rosemont Blvd, 109C, Akron, OH 44333

**Website:** franklarose.com

## POLITICAL LANDSCAPE

**Political Republican Index:**

	'06	'10
	51.10%	44.40%

### Results ('06 Senate):

Judy A. Hanna	(D)	47.72%
Kevin Coughlin	(R)	52.28%

### '08 Presidential Results:

Barack Obama	(D)	54.10%
John McCain	(R)	44.60%

**Democrats say:** Our best chance for a pick-up. Comunale is a relentless campaigner and fundraiser, who will make this the most interesting Senate race to watch.

**Republicans say:** The numbers dictate that this will be a tough race, but Army Sp. Forces veteran Frank LaRose is a smart, energetic candidate who fits the district well. LaRose has built an impressive campaign op. & will not be outworked on his way to victory this fall.

## ECONOMIC PROFILE

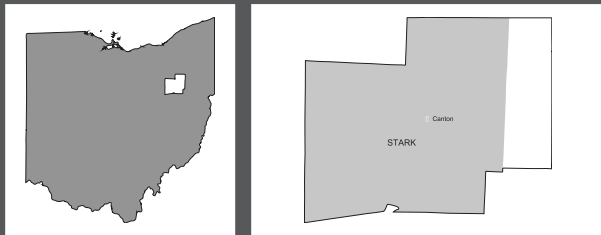
INDUSTRIES	# of Establishments	% Change '07-'09	Employment	% Change '07-'09	Payroll	% Change '07-'09
Agriculture, Forestry, Fishing and Hunting	7	0%	79	-33%	762,291	-25%
Mining	10	-9%	53	-5%	509,907	7%
Utilities	22	5%	1,254	7%	27,311,471	7%
Construction	579	-7%	6,082	-4%	70,392,858	3%
Manufacturing	583	-1%	22,054	-13%	301,805,794	-16%
Wholesale Trade	699	-3%	8,899	-5%	122,317,384	-10%
Retail Trade	1,083	-1%	20,775	-8%	135,842,426	-5%
Transportation and Warehousing	207	-1%	5,886	-13%	64,203,735	-20%
Information	123	-4%	2,450	-3%	33,392,914	2%
Finance and Insurance	553	-8%	6,302	-7%	98,654,554	-7%
Real Estate and Rental and Leasing	271	-4%	1,561	-4%	11,221,072	0%
Professional, Scientific and Technical Services	894	-2%	7,360	1%	92,262,336	3%
Management of Companies and Enterprises	79	8%	9,411	11%	202,919,354	-13%
Admin. & Support/Waste Mgmt. & Remediation	461	-6%	8,627	-17%	55,774,549	-12%
Educational Services	221	0%	10,798	2%	104,117,409	1%
Health Care and Social Assistance	869	5%	16,779	12%	133,762,363	17%
Arts, Entertainment and Recreation	109	-2%	2,721	-14%	10,402,181	-11%
Accommodation and Food Services	680	-1%	13,972	-3%	43,334,999	-4%
Other Services (except Public Administration)	754	-3%	4,889	-4%	28,634,705	-1%
Public Administration	98	-1%	2,317	2%	27,563,230	1%
Other	18	38%	57	1%	297,374	47%
<b>TOTAL</b>	<b>8,320</b>	<b>-2%</b>	<b>152,328</b>	<b>-4%</b>	<b>1,565,482,906</b>	<b>-7%</b>

See pages 178 & 179 for the detailed demographic data for this district.



## TWENTY-NINTH SENATE DISTRICT

### DISTRICT MAP



#### DESCRIPTION

A portion of Stark County, including Canton, Massillon and North Canton. This district encompasses House Districts 50, 51 and 52.

### POLITICAL LANDSCAPE

**Political Republican Index:**

	<b>'06</b>	<b>'10</b>
	52.00%	46.60%

#### Results ('06 Senate):

Thomas E. West	(D)	44.41%
Kirk Schuring	(R)	55.59%

#### '08 Presidential Results:

Barack Obama	(D)	51.70%
John McCain	(R)	46.30%

**Democrats say:** This is no walk-in for the quintessential incumbent Scott Oelslager. Reinbold is a former judge who is well-known and respected in Stark County.

**Republicans say:** Scott Oelslager is well known and well liked back home because he takes care of his constituents. He'll take care of Reinbold in November, too.

### CANDIDATES

#### RICHARD REINBOLD, JR. (D-CANTON)

**Experience:** City and County Assistant Prosecutor; Municipal Judge; Common Pleas Judge

**Occupation:** Attorney; Retired Stark County Common Pleas Judge

**Memberships:** Community Corrections Planning Board; Stark County Bar Association; Stark County Academy for Justice

**Education:** B.A., Miami University (OH); J.D., University of Akron

**Campaign Committee:** Elect Reinbold to State Senate, 1264 Cobblefield NE, North Canton 44721

#### SCOTT OELSLAGER (R-NORTH CANTON)

**Occupation:** Attorney/Legislator

**Memberships:** Board Member, Akron/Canton Arthritis Foundation; Board of Counselors, Capital University Law School

**Education:** B.A., Mt. Union College; J.D., Capital University

**Campaign Committee:** Oelslager for Ohio Committee, 6706 Lake Cable Avenue, NW, North Canton, OH 44720

### ECONOMIC PROFILE

INDUSTRIES	# of Establishments		Employment		Payroll	
	'07	% Change '07-'09	'07	% Change '07-'09	'07	% Change '07-'09
Agriculture, Forestry, Fishing and Hunting	18	13%	154	23%	1,047,209	16%
Mining	33	-6%	205	-25%	2,706,423	-45%
Utilities	20	0%	685	-2%	12,937,301	-3%
Construction	645	-16%	5,354	-18%	58,910,731	-13%
Manufacturing	458	-3%	22,068	-12%	300,623,349	-14%
Wholesale Trade	381	-4%	5,484	-9%	65,365,877	-6%
Retail Trade	999	-2%	16,549	-6%	87,712,014	-6%
Transportation and Warehousing	191	-5%	3,499	-8%	33,955,855	-8%
Information	70	-1%	2,198	-5%	20,378,551	-6%
Finance and Insurance	486	-3%	5,565	-2%	63,767,448	-12%
Real Estate and Rental and Leasing	219	-7%	1,203	-13%	8,236,281	-15%
Professional, Scientific and Technical Services	603	-3%	4,301	-3%	41,433,277	-2%
Management of Companies and Enterprises	32	-9%	1,619	38%	24,618,739	-11%
Admin. & Support/Waste Mgmt. & Remediation	346	-3%	6,718	-12%	41,440,689	-11%
Educational Services	175	-5%	11,720	-2%	101,939,340	-1%
Health Care and Social Assistance	790	3%	25,403	3%	229,295,600	5%
Arts, Entertainment and Recreation	92	2%	1,505	-1%	6,277,151	2%
Accommodation and Food Services	622	0%	11,958	-4%	36,767,476	-2%
Other Services (except Public Administration)	689	-7%	5,105	-6%	26,595,852	-8%
Public Administration	87	0%	3,693	2%	40,071,861	3%
Other	15	114%	33	1%	156,391	73%
<b>TOTAL</b>	<b>6,971</b>	<b>-4%</b>	<b>135,018</b>	<b>-5%</b>	<b>1,204,237,415</b>	<b>-7%</b>

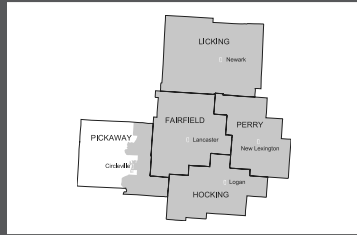
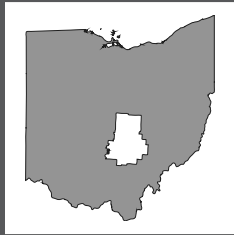
See pages 178 & 179 for the detailed demographic data for this district.

# 31ST

## THIRTY-FIRST SENATE DISTRICT



### DISTRICT MAP



### DESCRIPTION

Hocking, Fairfield, Perry and Licking and a portion of Pickaway County, including Circleville. This district encompasses House Districts 5, 71 and 91.

### CANDIDATES

#### TIM SCHAFER (R-LANCASTER) ★

**Experience:** Executive Director, Ohio Society of Professional Engineers; Vice President/Public Affairs-American Diabetes Association

**Occupation:** Legislator

**Memberships:** National Rifle Association; Ohio Chamber of Commerce; Fairfield County Board of Elections

**Education:** B.A., Political Science and Communications, Mount Union College

**Campaign Committee:** Tim Schaffer for Ohio Senate, 1173 Stone Run Court, Lancaster, OH 43130

#### CHELSEA BACK (D-ALEXANDRIA)

**Occupation:** Student at Denison University

### POLITICAL LANDSCAPE

**Political Republican Index:**

	'06	'10
	61.80%	55.60%

**Results ('06 Senate):**

Dennis Luper	(D)	42.74%
Tim Schaffer	(R)	57.26%

**'08 Presidential Results:**

Barack Obama	(D)	41.80%
John McCain	(R)	56.30%

**Democrats say:** Schaffer is a weak incumbent who always faces a tough challenge. This could be a dark horse race.

**Republicans say:** Move along folks, there's nothing to see here. Tim Schaffer has proven that he can win in tough years against credible opponents. He faces neither this year.

### ECONOMIC PROFILE

INDUSTRIES	# of Establishments		Employment		Payroll	
	'07-'09	% Change '07-'09	'07-'09	% Change '07-'09	'07-'09	% Change '07-'09
Agriculture, Forestry, Fishing and Hunting	53	-5%	541	30%	3,167,269	15%
Mining	50	-2%	566	-2%	5,304,431	0%
Utilities	39	-3%	694	0%	10,981,712	8%
Construction	711	-15%	5,092	-23%	49,245,349	-15%
Manufacturing	330	-5%	14,581	-16%	162,924,345	-20%
Wholesale Trade	305	-5%	2,937	7%	31,331,966	6%
Retail Trade	991	-2%	15,667	-4%	85,089,815	-3%
Transportation and Warehousing	237	-6%	3,068	5%	32,711,439	0%
Information	88	10%	1,236	-4%	9,860,411	-6%
Finance and Insurance	420	-2%	3,786	1%	43,864,166	2%
Real Estate and Rental and Leasing	265	-6%	1,191	-7%	7,737,922	-8%
Professional, Scientific and Technical Services	522	-1%	3,450	-2%	39,612,225	13%
Management of Companies and Enterprises	30	7%	1,477	-8%	17,450,688	-9%
Admin. & Support/Waste Mgmt. & Remediation	340	4%	5,280	-7%	33,361,334	4%
Educational Services	217	-5%	12,616	1%	116,753,683	3%
Health Care and Social Assistance	700	10%	17,226	5%	146,433,399	6%
Arts, Entertainment and Recreation	113	-10%	832	-16%	3,906,341	-4%
Accommodation and Food Services	596	1%	11,211	0%	32,754,643	2%
Other Services (except Public Administration)	561	0%	3,460	-2%	17,918,831	-7%
Public Administration	303	-5%	5,772	2%	62,860,197	-1%
Other	12	71%	18	1%	108,279	85%
<b>TOTAL</b>	<b>6,883</b>	<b>-3%</b>	<b>110,701</b>	<b>-4%</b>	<b>913,378,445</b>	<b>-4%</b>

See pages 178 & 179 for the detailed demographic data for this district.

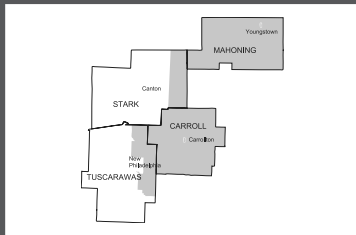




# 33RD

## THIRTY-THIRD SENATE DISTRICT

### DISTRICT MAP



### DESCRIPTION

Carroll, Mahoning and a portion of Tuscarawas and Stark counties. This district encompasses House Districts 59, 60 and 61.

### POLITICAL LANDSCAPE

**Political Republican Index:** '06 43.50% '10 37.00%

**Results ('06 Senate):**  
John A. Boccieri (D) 100.00%

**'08 Presidential Results:**  
Barack Obama (D) 59.70%  
John McCain (R) 38.20%

**Democrats say:** Golden Gloves Joe Schiavoni will knock this one out.

**Republicans say:** Matt Lewis will give Schiavoni a run for his money in what is shaping up to be a big Republican year. Democrats cannot take this race, or any of the others, for granted this year.

### CANDIDATES

#### JOE SCHIAVONI (D-CANFIELD)

**Experience:** Attorney, Schiavoni, Schiavoni, Bush and Muldowney, LLC; Law Clerk, Judge John Durkin, Mahoning County Common Pleas Court; Law Clerk, Law Offices of Kevin Kurgis

**Occupation:** Attorney

**Memberships:** Member, St. Dominics, Youngstown; Mahoning Valley Farm Bureau; Ohio State Bar Association; Ohio Justice Association

**Education:** B.S., Ohio University; J.D., Capital University

**Campaign Committee:** Friends of Joe Schiavoni, 87 Westchester Dr., Austintown, OH 44406

**Website:** joeschiavoniforohio.com

#### MATT LEWIS (R-COLUMBIANA)

**Experience:** Licensed Contractor

**Occupation:** Engineer Technician

**Memberships:** Queen of the Holy Rosary Church; Rotary; Phi Delta Phi Honors Legal Fraternity; Sigma Beta Delta Honors Business Fraternity

**Education:** University of Akron; Walsh University

**Campaign Committee:** Friends of Matt Lewis, 11888 Columbiana-Canfield Road, Columbiana, OH 44408

**Website:** mattlewisforohio.com

#### JOHN FOCKLER JR. (LIBERTARIAN-YOUNGSTOWN)

**Experience:** 30 years experience in the hotel industry in a variety of positions up to and including general manager

**Occupation:** Hotel night auditor/payroll

**Memberships:** President, Youngstown Torch Club

**Campaign Committee:** Fockler for Freedom, 188 Stadium Dr., #6, Boardman, OH 44512

### ECONOMIC PROFILE

#### INDUSTRIES

	# of Establishments	% Change '07-'09	Employment	% Change '07-'09	Payroll	% Change '07-'09
Agriculture, Forestry, Fishing and Hunting	19	12%	167	-2%	841,817	4%
Mining	37	3%	475	26%	6,659,216	33%
Utilities	24	4%	775	6%	12,488,917	8%
Construction	607	-13%	5,033	-9%	55,757,648	-6%
Manufacturing	491	-3%	13,918	-15%	138,084,902	-20%
Wholesale Trade	404	-4%	5,391	-1%	57,563,145	-1%
Retail Trade	1,140	-3%	16,979	-6%	92,591,700	-7%
Transportation and Warehousing	222	-3%	5,213	-13%	47,102,458	-20%
Information	107	-6%	2,135	-9%	22,268,233	-1%
Finance and Insurance	449	-5%	3,390	-10%	36,836,786	-20%
Real Estate and Rental and Leasing	213	-3%	1,303	-5%	7,975,636	-19%
Professional, Scientific and Technical Services	503	-3%	3,644	3%	37,520,893	10%
Management of Companies and Enterprises	33	0%	940	2%	12,504,833	11%
Admin. & Support/Waste Mgmt. & Remediation	333	1%	6,652	-13%	44,621,381	-10%
Educational Services	192	-4%	12,410	5%	106,716,390	1%
Health Care and Social Assistance	902	3%	22,408	2%	180,221,170	3%
Arts, Entertainment and Recreation	89	-13%	780	-24%	2,540,151	-20%
Accommodation and Food Services	605	-4%	10,680	-7%	30,434,583	-4%
Other Services (except Public Administration)	614	-2%	4,137	-6%	19,307,363	-8%
Public Administration	180	-4%	4,372	1%	47,886,299	-1%
Other	9	80%	18	0%	96,905	68%
<b>TOTAL</b>	<b>7,173</b>	<b>-3%</b>	<b>120,822</b>	<b>-5%</b>	<b>960,020,426</b>	<b>-6%</b>

See pages 178 & 179 for the detailed demographic data for this district.

## Ohio Association of REALTORS® Public Policy Group

Robert E. Fletcher, CEO & Chief Lobbyist  
Paul Glass, Director of Political Affairs  
Scott Williams, Director of Governmental Affairs

200 East Town Street  
Columbus, OH 43215-4648  
(614) 228-6675



## *Independent Insurance Agents of Ohio, Inc.*

The Big 'I' provides its members with unparalleled legal, legislative and regulatory representation.

Working in seamless partnership with the Independent Insurance Agents & Brokers of America, the Big 'I' focuses on building productive relationships with key government officials at all levels. Both associations have earned the respect and trust of opinion leaders and decision makers across the state and nation.

***As a result, the Big 'I' continues to be the strongest advocate for independent insurance agents.***

1330 Dublin Road  
Columbus, OH 43215  
(614) 464-3100  
[www.ohiobigi.com](http://www.ohiobigi.com)



CEO Scott Nein




*The Voice of the Agent in Three Centuries*





# OHIO HOUSE RACES

# 2010



**THE OHIO HOUSE OF REPRESENTATIVES** is comprised of 99 members who serve two-year terms. Under the Ohio Constitution's term limits provision, House members are limited to four consecutive two-year terms.

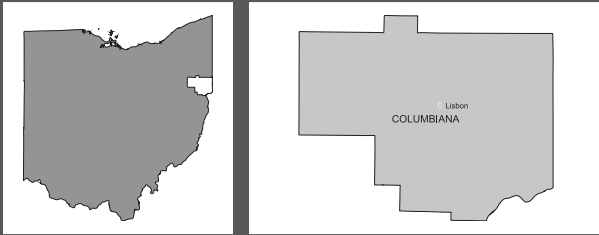
Since 1967, legislative districts have been determined on the basis of population. Every 10 years, following the federal census, the total population of the state is divided by 99 to arrive at the target population for each district. For the current General Assembly, the figure is approximately 110,000 residents per House District. Three House Districts are contained in every Senate District.

Democrats currently hold a 54-45 edge over Republicans in the House. The Democrats gained the House in 2008, overturning a Republican majority that dated to January 1995.



# 1ST FIRST HOUSE DISTRICT

## DISTRICT MAP



### DESCRIPTION

Columbiana County, located within the 30<sup>th</sup> Senate District.

## POLITICAL LANDSCAPE

**Political Republican Index:**

	'08	'10
	47.09%	48.89%

**Results ('08 House):**

Linda S. Bolon	(D)	64.32%
Caroline Hergenrother	(R)	35.68%

**'08 Presidential Results:**

Barack Obama	(D)	45.14%
John McCain	(R)	52.78%

**Democrats say:** This one's in the bag: Strong leader, well-known by her constituents, and utilizes experience in finance and accounting to responsibly manage state tax dollars.

**Republicans say:** Newbold's personal story of entrepreneurship and philanthropy is a winner for this district that went 53% for John McCain in 2008.

## CANDIDATES

### LINDA BOLON (D-COLUMBIANA) ★

**Occupation:** Legislator

**Education:** Graduate of Columbus University; Certified Government Financial Manager, Association of Government Accountants; Certified Fraud Examiner, National Association of Fraud Examiners

**Campaign Committee:** Friends of Linda Bolon, 43 Pueblo Lane, Columbiana, OH 44408

**Website:** lindabolon.com

### CRAIG NEWBOLD (R-COLUMBIANA)

**Experience:** Founder, Newlife Technical Institute; Founder, Best Consulting

**Occupation:** Businessman

**Memberships:** East Liverpool Christian School Board member

**Education:** Beaver Local High School


**Campaign Committee:** Craig Newbold for State Representative, 101 E. 6<sup>th</sup> St., Suite C, East Liverpool, OH 43290

**Website:** craignewbold.com

## ECONOMIC PROFILE

INDUSTRIES	# of Establishments	% Change '07-'09	Employment	% Change '07-'09	Payroll	% Change '07-'09
Agriculture, Forestry, Fishing and Hunting	15	7%	106	3%	487,076	36%
Mining	15	-12%	198	-13%	2,371,818	-19%
Utilities	11	0%	203	4%	3,514,270	11%
Construction	175	-11%	934	-18%	7,498,521	-15%
Manufacturing	197	-1%	5,617	-12%	48,354,710	-13%
Wholesale Trade	124	-4%	981	-7%	8,998,464	-16%
Retail Trade	316	-5%	3,883	-6%	20,516,080	-1%
Transportation and Warehousing	80	0%	968	-10%	9,321,938	-16%
Information	22	-19%	210	-10%	1,658,783	-11%
Finance and Insurance	119	3%	668	-21%	6,151,701	-21%
Real Estate and Rental and Leasing	45	-26%	176	-23%	988,349	-12%
Professional, Scientific and Technical Services	105	-1%	500	-17%	4,251,806	-16%
Management of Companies and Enterprises	8	NA	76	NA	570,848	NA
Admin. & Support/Waste Mgmt. & Remediation	91	6%	1,129	-13%	7,248,885	-3%
Educational Services	67	2%	2,970	1%	24,660,238	2%
Health Care and Social Assistance	230	6%	5,571	6%	39,056,960	6%
Arts, Entertainment and Recreation	22	-24%	219	-8%	648,578	-24%
Accommodation and Food Services	156	-2%	2,252	-7%	5,648,775	-12%
Other Services (except Public Administration)	188	1%	942	-7%	5,653,006	7%
Public Administration	90	-5%	1,475	1%	14,249,336	3%
Other	3	NA	6	NA	18,252	NA
<b>TOTAL</b>	<b>2,079</b>	<b>-2%</b>	<b>29,086</b>	<b>-6%</b>	<b>211,868,394</b>	<b>-6%</b>

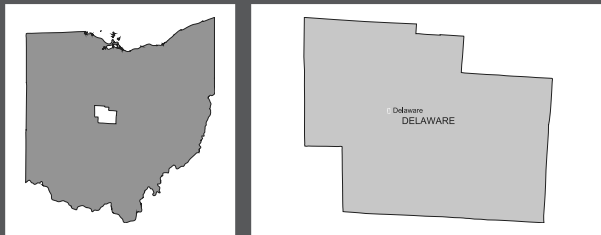
See pages 180 & 181 for the detailed demographic data for this district.



# SECOND HOUSE DISTRICT

# 2ND

## DISTRICT MAP



### DESCRIPTION

Delaware County, located within the 19<sup>th</sup> Senate District.

## POLITICAL LANDSCAPE

**Political Republican Index:** '08 62.55% '10 61.87%

### Results ('08 House):

Janice Lanier (D) 61.29%  
Kris Jordan (R) 38.71%

### '08 Presidential Results:

Barack Obama (D) 39.66%  
John McCain (R) 59.28%

**Democrats say:** This businessman and former US Army Paratrooper will give typical politician Brenner a run for his money.

**Republicans say:** Brenner, an elected office holder in the district for years, will win by a wide margin.

## CANDIDATES

### RICHARD BIRD (D-WESTERVILLE)

**Campaign Committee:** Bird for Ohio, 8139 Saybrook Drive, Westerville, OH

**Website:** birdforohio.com

### ANDREW O. BRENNER (R-POWELL)

**Experience:** Ran and owned small mortgage companies and a real estate development company

**Occupation:** Delaware County Recorder

**Memberships:** Chair, Delaware County Friends of the NRA Banquet/Fundraiser; Delaware County Data Board; Delaware County Records Commission; Property Records Industry Association; Delaware Chapter of the Red Cross; Board member and past president, Delaware County Friends of the Trail; St. Peters Episcopal Church; Member, foundation chair, past president and past treasurer, Sunbury-Galena Rotary Club; Delaware County Farm Bureau; Member, past program chair and past treasurer, Delaware-Knox-Licking-Morrow County Suburban Realtors Association; NRA; Treasurer, Delaware County Young Republicans; Sunbury-Big Walnut Chamber of Commerce

**Education:** B.S. Business Administration, The Ohio State University

**Campaign Committee:** Brenner for Ohio, 15 W. Central Ave., Delaware, OH 43015

**Website:** brenner4ohio.com


## ECONOMIC PROFILE

INDUSTRIES	# of Establishments	% Change '07-'09	Employment	% Change '07-'09	Payroll	% Change '07-'09
Agriculture, Forestry, Fishing and Hunting	17	6%	162	-16%	1,105,449	-8%
Mining	4	0%	38	-54%	429,947	-57%
Utilities	10	NA	161	NA	2,933,529	NA
Construction	322	-17%	2,175	-26%	23,973,004	-25%
Manufacturing	155	-2%	5,876	3%	75,670,378	-9%
Wholesale Trade	302	2%	2,608	12%	35,138,235	8%
Retail Trade	481	2%	9,919	-2%	59,128,032	1%
Transportation and Warehousing	69	6%	2,594	27%	32,226,741	12%
Information	60	3%	955	-18%	13,303,491	-44%
Finance and Insurance	276	2%	4,458	-1%	98,963,343	-22%
Real Estate and Rental and Leasing	129	-3%	782	-8%	9,254,588	-10%
Professional, Scientific and Technical Services	482	5%	11,013	16%	263,739,008	8%
Management of Companies and Enterprises	24	-4%	402	-37%	15,093,325	-25%
Admin. & Support/Waste Mgmt. & Remediation	190	-7%	2,464	17%	19,539,848	5%
Educational Services	96	2%	5,211	-3%	56,634,155	4%
Health Care and Social Assistance	311	24%	5,019	10%	48,416,834	15%
Arts, Entertainment and Recreation	70	4%	1,681	7%	9,116,197	0%
Accommodation and Food Services	303	5%	7,801	7%	27,501,905	13%
Other Services (except Public Administration)	315	9%	1,844	2%	11,906,384	6%
Public Administration	66	-7%	2,431	-14%	27,995,003	-12%
Other	14	NA	18	NA	160,847	NA
<b>TOTAL</b>	<b>3,696</b>	<b>2%</b>	<b>67,612</b>	<b>3%</b>	<b>832,230,243</b>	<b>-2%</b>

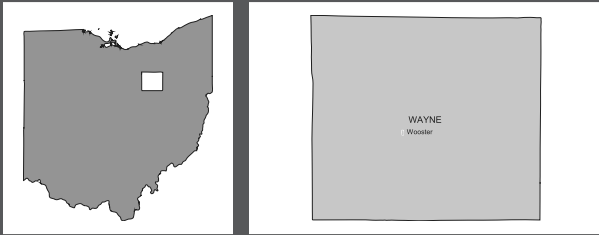
See pages 180 & 181 for the detailed demographic data for this district.

# 3RD

## THIRD HOUSE DISTRICT



### DISTRICT MAP



#### DESCRIPTION

Wayne County, located within the 22<sup>nd</sup> Senate District.

### CANDIDATES

#### RON AMSTUTZ (R-WOOSTER) ★

**Occupation:** Legislator

**Memberships:** Orrville Jaycees, past president and chairman of the board; Served as an elected member of the Orrville City Charter Commission; Orrville Area Boys' and Girls' Club; Wooster Rotary Club; Wayne County Republican Party Executive Committee

**Education:** B.S., Government Communications, Capital University

**Campaign Committee:** Citizens for Amstutz, 4456 Woodlake Trail, Wooster, OH 44691

**Website:** amstutz.org

#### UNOPPOSED

### POLITICAL LANDSCAPE

**Political Republican Index:** '08 58.78% '10 58.71%

#### Results ('08 House):

Merle Miller (D) 34.93%  
Ron Amstutz (R) 65.07%

#### '08 Presidential Results:

Barack Obama (D) 41.53%  
John McCain (R) 56.13%

**Democrats say:** No comment provided.


**Republicans say:** Amstutz earns a free pass this year.

### ECONOMIC PROFILE

INDUSTRIES	# of Establishments	% Change '07-'09	Employment	% Change '07-'09	Payroll	% Change '07-'09
Agriculture, Forestry, Fishing and Hunting	43	34%	364	15%	2,228,860	23%
Mining	50	-2%	446	1%	6,441,783	5%
Utilities	12	0%	193	3%	3,154,526	6%
Construction	306	-6%	2,009	-15%	18,885,439	-14%
Manufacturing	248	4%	10,827	-8%	107,784,040	-13%
Wholesale Trade	151	-6%	1,798	-2%	19,569,653	-11%
Retail Trade	331	-1%	4,887	-1%	23,940,189	-7%
Transportation and Warehousing	104	5%	1,361	-4%	11,464,783	-10%
Information	26	0%	535	1%	4,121,741	7%
Finance and Insurance	135	-5%	1,125	-11%	16,480,492	-8%
Real Estate and Rental and Leasing	64	-7%	274	-16%	2,048,408	-16%
Professional, Scientific and Technical Services	142	-2%	1,766	24%	17,296,942	37%
Management of Companies and Enterprises	NA	NA	NA	NA	NA	NA
Admin. & Support/Waste Mgmt. & Remediation	91	-2%	1,021	-24%	5,061,638	-10%
Educational Services	74	-1%	4,759	-1%	38,974,082	2%
Health Care and Social Assistance	215	0%	5,603	4%	43,146,241	5%
Arts, Entertainment and Recreation	24	14%	303	-18%	1,027,045	-17%
Accommodation and Food Services	156	1%	2,767	-7%	7,363,114	-8%
Other Services (except Public Administration)	191	-3%	1,142	-6%	6,161,217	0%
Public Administration	78	1%	1,095	0%	10,438,035	2%
Other	NA	NA	NA	NA	NA	NA
<b>TOTAL</b>	<b>2,398</b>	<b>-1%</b>	<b>42,276</b>	<b>-4%</b>	<b>345,588,228</b>	<b>-5%</b>

See pages 180 & 181 for the detailed demographic data for this district.

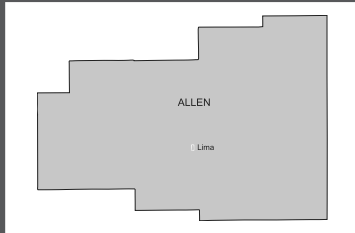




# 4TH

## FOURTH HOUSE DISTRICT

### DISTRICT MAP



### DESCRIPTION

Allen County, located within the 12<sup>th</sup> Senate District.

### POLITICAL LANDSCAPE

**Political Republican Index:**

	'08	'10
	60.88%	60.76%

**Results ('08 House):**

Matt Huffman	(R)	100.00%
--------------	-----	---------

**'08 Presidential Results:**

Barack Obama	(D)	38.84%
John McCain	(R)	59.57%

**Democrats say:** Miller has strong ties to her community and an energetic approach that will make this race interesting.

**Republicans say:** Huffman, a proven leader for years, keeps this seat red.


### ECONOMIC PROFILE

INDUSTRIES	# of Establishments	% Change '07-'09	Employment	% Change '07-'09	Payroll	% Change '07-'09
Agriculture, Forestry, Fishing and Hunting	9	0%	84	-29%	442,948	-19%
Mining	NA	NA	NA	NA	NA	NA
Utilities	7	-13%	251	1%	4,461,262	-1%
Construction	189	-15%	1,786	-12%	16,712,293	-13%
Manufacturing	136	-6%	7,351	-19%	108,407,142	-26%
Wholesale Trade	138	-1%	2,574	3%	25,172,442	5%
Retail Trade	426	-2%	6,432	-8%	33,880,433	-10%
Transportation and Warehousing	91	-3%	1,641	-11%	16,528,832	-13%
Information	32	0%	821	-9%	6,786,142	-11%
Finance and Insurance	144	-3%	1,029	-9%	11,126,062	-6%
Real Estate and Rental and Leasing	81	-12%	351	-6%	1,925,456	-10%
Professional, Scientific and Technical Services	160	-1%	1,190	3%	11,106,583	6%
Management of Companies and Enterprises	11	-8%	294	18%	4,454,870	-10%
Admin. & Support/Waste Mgmt. & Remediation	113	0%	2,449	-22%	15,004,086	-17%
Educational Services	76	-3%	4,093	-4%	36,230,660	2%
Health Care and Social Assistance	286	0%	10,167	0%	94,998,281	1%
Arts, Entertainment and Recreation	35	-3%	426	-4%	1,536,307	-7%
Accommodation and Food Services	196	8%	3,954	-9%	11,805,203	-2%
Other Services (except Public Administration)	223	0%	1,928	-6%	9,021,123	-5%
Public Administration	81	-7%	2,380	-2%	28,069,659	-6%
Other	NA	NA	NA	NA	NA	NA
<b>TOTAL</b>	<b>2,434</b>	<b>-3%</b>	<b>49,199</b>	<b>-8%</b>	<b>437,669,784</b>	<b>-10%</b>

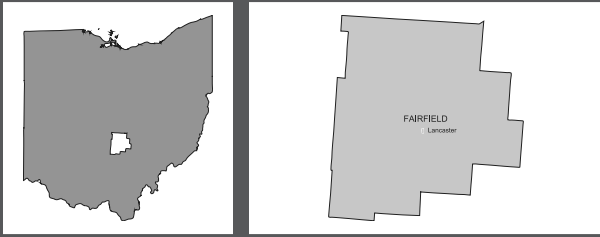
INDUSTRIES	# of Establishments	% Change '07-'09	Employment	% Change '07-'09	Payroll	% Change '07-'09
Agriculture, Forestry, Fishing and Hunting	9	0%	84	-29%	442,948	-19%
Mining	NA	NA	NA	NA	NA	NA
Utilities	7	-13%	251	1%	4,461,262	-1%
Construction	189	-15%	1,786	-12%	16,712,293	-13%
Manufacturing	136	-6%	7,351	-19%	108,407,142	-26%
Wholesale Trade	138	-1%	2,574	3%	25,172,442	5%
Retail Trade	426	-2%	6,432	-8%	33,880,433	-10%
Transportation and Warehousing	91	-3%	1,641	-11%	16,528,832	-13%
Information	32	0%	821	-9%	6,786,142	-11%
Finance and Insurance	144	-3%	1,029	-9%	11,126,062	-6%
Real Estate and Rental and Leasing	81	-12%	351	-6%	1,925,456	-10%
Professional, Scientific and Technical Services	160	-1%	1,190	3%	11,106,583	6%
Management of Companies and Enterprises	11	-8%	294	18%	4,454,870	-10%
Admin. & Support/Waste Mgmt. & Remediation	113	0%	2,449	-22%	15,004,086	-17%
Educational Services	76	-3%	4,093	-4%	36,230,660	2%
Health Care and Social Assistance	286	0%	10,167	0%	94,998,281	1%
Arts, Entertainment and Recreation	35	-3%	426	-4%	1,536,307	-7%
Accommodation and Food Services	196	8%	3,954	-9%	11,805,203	-2%
Other Services (except Public Administration)	223	0%	1,928	-6%	9,021,123	-5%
Public Administration	81	-7%	2,380	-2%	28,069,659	-6%
Other	NA	NA	NA	NA	NA	NA
<b>TOTAL</b>	<b>2,434</b>	<b>-3%</b>	<b>49,199</b>	<b>-8%</b>	<b>437,669,784</b>	<b>-10%</b>

See pages 180 & 181 for the detailed demographic data for this district.

# 5TH FIFTH HOUSE DISTRICT



## DISTRICT MAP



### DESCRIPTION

Fairfield County, located within the 31<sup>st</sup> Senate District.

## POLITICAL LANDSCAPE

<b>Political Republican Index:</b>	<b>'08</b>	<b>'10</b>
	58.13%	58.35%
<b>Results ('08 House):</b>		
Gerald L. Stebelton	(R)	100.00%
<b>'08 Presidential Results:</b>		
Barack Obama	(D)	40.66%
John McCain	(R)	57.79%
<b>Democrats say:</b>	No comment provided.	
<b>Republicans say:</b>	Stebelton runs unopposed in this solidly Republican district.	

## CANDIDATES

### GERALD L. STEBELTON (R-LANCASTER) ★

**Experience:** Stebelton, Aranda & Snider, LPA, current partner; aeronautical engineer/aerodynamicist; Battelle Memorial Institute, contracting officer; assistant Franklin County prosecuting attorney  
**Occupation:** Attorney

**Memberships:** Lancaster-Fairfield County Chamber of Commerce; American Bar Association; Ohio State Bar Association; Fairfield County Bar Association; American Academy of Matrimonial Lawyers; International Society of Primerus Law Firms; Trial Lawyers of America; First Presbyterian Church, Lancaster

**Education:** B.S., Aeronautical Engineering, The Ohio State University; J.D., Capital University Law School

**Campaign Committee:** Stebelton for State Representative, 129 W. Chestnut Street, Lancaster, OH 43130


**Website:** JerryforStateRep.com

### UNOPPOSED

## ECONOMIC PROFILE

INDUSTRIES	# of Establishments	% Change '07-'09	Employment	% Change '07-'09	Payroll	% Change '07-'09
Agriculture, Forestry, Fishing and Hunting	9	-10%	42	-7%	408,808	2%
Mining	7	NA	38	NA	345,293	NA
Utilities	11	-8%	298	-2%	4,268,443	10%
Construction	262	-15%	1,650	-24%	14,598,696	-20%
Manufacturing	112	-7%	4,670	-12%	49,144,995	-11%
Wholesale Trade	136	-7%	959	-5%	9,534,179	-7%
Retail Trade	366	-1%	6,282	1%	32,469,591	4%
Transportation and Warehousing	84	-1%	734	25%	7,085,860	10%
Information	24	4%	420	-2%	2,855,342	-9%
Finance and Insurance	148	-5%	828	-11%	7,702,380	-9%
Real Estate and Rental and Leasing	104	-2%	465	2%	2,759,034	-7%
Professional, Scientific and Technical Services	195	-3%	1,047	-4%	9,105,293	-5%
Management of Companies and Enterprises	NA	NA	NA	NA	NA	NA
Admin. & Support/Waste Mgmt. & Remediation	135	5%	2,653	-3%	18,584,241	14%
Educational Services	71	-4%	3,908	3%	39,063,360	8%
Health Care and Social Assistance	279	7%	6,561	2%	56,200,223	5%
Arts, Entertainment and Recreation	31	-14%	257	-13%	1,147,861	-5%
Accommodation and Food Services	203	0%	4,446	2%	13,599,563	7%
Other Services (except Public Administration)	226	0%	1,320	-4%	7,930,229	-5%
Public Administration	82	-8%	1,522	-1%	15,503,109	0%
Other	NA	NA	NA	NA	NA	NA
<b>TOTAL</b>	<b>2,485</b>	<b>-3%</b>	<b>38,099</b>	<b>-2%</b>	<b>292,306,500</b>	<b>0%</b>

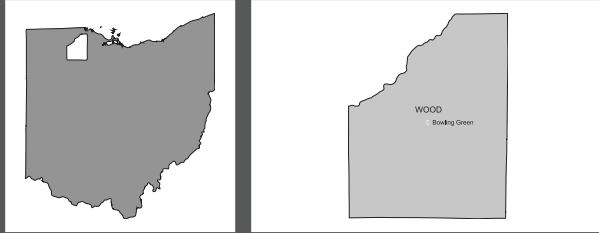
See pages 180 & 181 for the detailed demographic data for this district.



# SIXTH HOUSE DISTRICT

# 6TH

## DISTRICT MAP



### DESCRIPTION

Wood County, located within the 2<sup>nd</sup> Senate District.

## POLITICAL LANDSCAPE

**Political Republican Index:** '08 52.97% '10 51.96%

### Results ('08 House):

Jeffrey Bretz (D) 38.03%  
Randy Gardner (R) 61.97%

### '08 Presidential Results:

Barack Obama (D) 52.61%  
John McCain (R) 45.50%

**Democrats say:** Energetic school board member and small business owner will mount strong campaign against a career politician who's growing increasingly out-of-touch.

**Republicans say:** Randy Gardner is a household name in Wood County, easily retaining this seat.

## CANDIDATES

### RANDY GARDNER (R-BOWLING GREEN) ★

**Experience:** Former high school teacher, Otsego Local Schools

**Occupation:** Legislator/Realtor

**Memberships:** Sons of the American Legion, Freedom Post 183, Pemberville; Ohio Farm Bureau; Chamber of Commerce; American Legislative Exchange Council; Bowling Green State University Falcon Club; Bethlehem Lutheran Church, Pemberville; Wood County Historical Society; Bowling Green State University Alumni Board of Trustees, Vice Chairman; Friends of the Parks; Ohio Association of Realtors

**Education:** M.A., Political Science Bowling Green State University; B.S. Education, Bowling Green State University

**Campaign Committee:** Citizens for Gardner Committee, 431 N. Prospect Street, Bowling Green, OH 43402

### JACKIE BROWN (D-ROSSFORD)

**Experience:** Over 30 years of experience in the Managerial and Customer Service Profession; three years serving on the Rossford Board of Education; Ohio School Board State Board of Trustees; OSBA State Student Achievement Leadership Team; OSBA Regional Executive Committee; TMACOG (Toledo Metropolitan Area Council of Governments) Board of Trustees, covering 15 counties; Legislative Liaison for Rossford Schools; S.A.L.T. Liaison for Rossford Schools; Policy Committee for Penta Career Center and Rossford Exempted Schools.

**Occupation:** Gift Shop Owner; Board of Education member for Rossford Exempted Schools and Penta Career Center.

**Memberships:** Ohio School Board Association; National School Board Association; League of Women Voters; Ladies Oriental Shrine of North America, Inc.—Dendarah Court No. 10 Toledo, Ohio

**Campaign Committee:** Citizens for Jackie Brown, 316 Eleanor Avenue, Rossford, OH 43406

**Website:** ohio4jbrown.com


## ECONOMIC PROFILE

INDUSTRIES	# of Establishments	% Change '07-'09	Employment	% Change '07-'09	Payroll	% Change '07-'09
Agriculture, Forestry, Fishing and Hunting	14	-7%	228	14%	1,899,048	22%
Mining	NA	NA	NA	NA	NA	NA
Utilities	10	-9%	287	-4%	5,256,481	-1%
Construction	183	-14%	2,151	-20%	28,970,429	-16%
Manufacturing	192	-4%	10,450	-21%	185,678,243	0%
Wholesale Trade	198	3%	2,680	-10%	32,529,778	-10%
Retail Trade	369	3%	6,287	3%	30,874,781	3%
Transportation and Warehousing	136	9%	3,343	0%	32,223,064	-8%
Information	50	11%	571	-24%	4,679,568	-38%
Finance and Insurance	174	4%	961	15%	13,213,576	40%
Real Estate and Rental and Leasing	106	-6%	725	-18%	5,718,794	-15%
Professional, Scientific and Technical Services	205	0%	1,460	18%	14,893,227	27%
Management of Companies and Enterprises	12	-20%	223	-30%	5,196,757	-43%
Admin. & Support/Waste Mgmt. & Remediation	94	-8%	2,702	52%	12,199,467	26%
Educational Services	101	0%	8,420	1%	82,741,896	-6%
Health Care and Social Assistance	198	-1%	4,889	-2%	41,751,388	-1%
Arts, Entertainment and Recreation	33	3%	427	4%	1,843,635	14%
Accommodation and Food Services	264	-1%	5,559	-5%	14,664,788	-6%
Other Services (except Public Administration)	237	0%	1,626	-5%	10,514,726	1%
Public Administration	102	-5%	2,049	4%	23,211,192	0%
Other	NA	NA	NA	NA	NA	NA
<b>TOTAL</b>	<b>2,678</b>	<b>-1%</b>	<b>55,039</b>	<b>-5%</b>	<b>548,060,838</b>	<b>-3%</b>

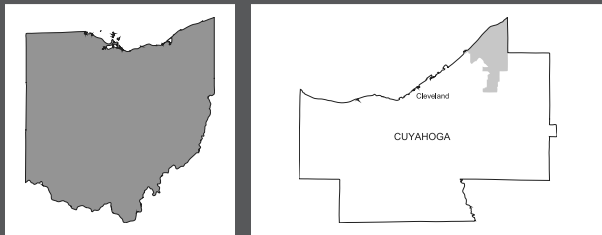
See pages 180 & 181 for the detailed demographic data for this district.



# 7TH SEVENTH HOUSE DISTRICT



## DISTRICT MAP



### DESCRIPTION

Based in Cuyahoga County, this district includes Euclid, Richmond Hts., South Euclid, and a ward of the City of Cleveland located within the 25<sup>th</sup> Senate District.

## POLITICAL LANDSCAPE

**Political Republican Index:** '08 27.77% '10 26.08%

### Results ('08 House):

Kenny Yuko (D) 81.92%  
Beverly Valencic (R) 18.08%

### '08 Presidential Results:

Barack Obama (D) 77.76%  
John McCain (R) 21.20%

**Democrats say:** Strong advocate for working families will continue his popular and energetic approach to public service for a fourth term.

**Republicans say:** A Slovenian immigrant who has served in the U.S. Army and the Ohio School Boards Association, Hocevar is a fresh face who will work hard for this district.

## CANDIDATES

### KENNY YUKO (D-RICHMOND HEIGHTS) ★

**Experience:** Democratic Party Executive Committee—Euclid, South Euclid, Richmond Heights and Cleveland—Wards 10 & 11; Laborers' International Union of North America; East Side Irish-American Club; Cleveland Polka Hall of Fame

**Occupation:** Retired Union Organizer

**Education:** Cuyahoga Community College; Kent State University

**Campaign Committee:** Friends of Kenny Yuko, 479 Pierson Drive, Richmond Heights, OH 44143

**Website:** KennyYuko.com

### TONY HOCEVAR (R-RICHMOND HEIGHTS)

**Occupation:** Sales director


**Memberships:** Ohio School Boards Association; Home Builders Association of Greater Cleveland

**Education:** Lakeland College

## ECONOMIC PROFILE

INDUSTRIES	# of Establishments		Employment		Payroll	
	'07	'09	'07	'09	'07	'09
Agriculture, Forestry, Fishing and Hunting	NA	NA	NA	NA	NA	NA
Mining	NA	NA	NA	NA	NA	NA
Utilities	3	0%	72	23%	1,562,745	45%
Construction	107	-25%	1,162	-24%	11,643,139	-25%
Manufacturing	146	-12%	6,774	-10%	89,906,088	-15%
Wholesale Trade	105	-2%	859	-23%	10,639,975	-21%
Retail Trade	271	-1%	3,230	-8%	16,620,391	-15%
Transportation and Warehousing	45	2%	1,268	-24%	19,577,834	-22%
Information	24	4%	295	-5%	3,006,970	-9%
Finance and Insurance	115	-1%	626	-11%	6,946,455	-9%
Real Estate and Rental and Leasing	84	-1%	698	6%	4,742,039	7%
Professional, Scientific and Technical Services	141	7%	717	1%	8,197,285	6%
Management of Companies and Enterprises	8	-33%	367	-28%	7,007,364	-68%
Admin. & Support/Waste Mgmt. & Remediation	85	-14%	485	-53%	3,032,542	-48%
Educational Services	48	-6%	3,065	2%	27,725,209	7%
Health Care and Social Assistance	226	1%	6,772	4%	67,320,658	7%
Arts, Entertainment and Recreation	15	7%	183	-10%	931,932	9%
Accommodation and Food Services	133	-18%	1,680	-18%	5,158,060	-16%
Other Services (except Public Administration)	169	-9%	931	-10%	5,770,775	-12%
Public Administration	28	-3%	722	-2%	9,942,914	7%
Other	4	0%	5	-7%	23,685	9%
<b>TOTAL</b>	<b>1,757</b>	<b>-6%</b>	<b>29,908</b>	<b>-9%</b>	<b>299,756,060</b>	<b>-13%</b>

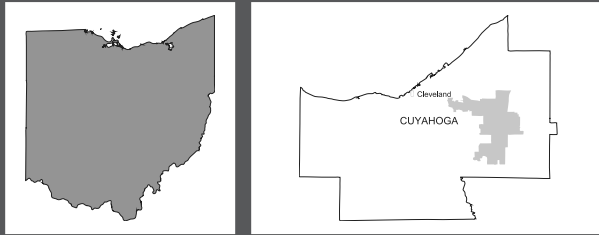
See pages 180 & 181 for the detailed demographic data for this district.



# 8TH

## EIGHTH HOUSE DISTRICT

### DISTRICT MAP



### DESCRIPTION

Based in Cuyahoga County, this district includes Beachwood, Bedford, Bedford Hts., Highland Hills, North Randall, Orange, Shaker Hts., Warrensville Hts., Woodmere, and a ward of the City of Cleveland, located within the 25<sup>th</sup> Senate District.

### CANDIDATES

#### ARMOND BUDISH (D-BEACHWOOD) ★

**Experience:** Budish, Solomon, Steiner & Peck; newspaper columnist; television host

**Occupation:** Attorney

**Education:** B.A., Swarthmore College; J.D., New York University Law School

**Campaign Committee:** Friends of Armond Budish, 23240 Chagrin Blvd., Suite 450, Beachwood, OH 44122

**Website:** armondbudish.com

#### JERRY V. POWELL (R-WARRENSVILLE HEIGHTS)

**Campaign Committee:** Committee to Elect Jerry V. Powell State Representative, District 8

### POLITICAL LANDSCAPE

**Political Republican Index:** '08 19.01% '10 18.32%

#### Results ('08 House):

Armond Budish (D) 87.44%  
Jerry Powell (R) 12.56%

#### '08 Presidential Results:

Barack Obama (D) 85.46%  
John McCain (R) 14.01%

**Democrats say:** Speaker of the House will continue his focus on job creation and will easily win his reelection bid.


**Republicans say:** A steelworker who is deeply involved in the community, Jerry Powell will force the Speaker to defend his policies that have cost Ohioans jobs.

### ECONOMIC PROFILE

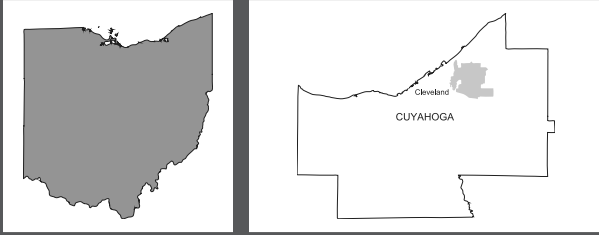
INDUSTRIES	# of Establishments		Employment		Payroll	
	'07-'09	% Change '07-'09	'07-'09	% Change '07-'09	'07-'09	% Change '07-'09
Agriculture, Forestry, Fishing and Hunting	NA	NA	NA	NA	NA	NA
Mining	NA	NA	NA	NA	NA	NA
Utilities	NA	NA	NA	NA	NA	NA
Construction	154	-12%	2,306	-11%	27,895,803	-11%
Manufacturing	176	-10%	6,449	-3%	88,971,973	-16%
Wholesale Trade	245	-5%	3,176	-1%	47,580,536	-2%
Retail Trade	460	-6%	7,808	-13%	50,067,068	-19%
Transportation and Warehousing	58	-16%	2,584	-4%	24,890,455	-14%
Information	43	-9%	584	-10%	6,658,842	-5%
Finance and Insurance	277	-10%	4,529	-1%	64,014,093	-23%
Real Estate and Rental and Leasing	230	-6%	2,022	-5%	32,412,546	-18%
Professional, Scientific and Technical Services	434	-5%	4,501	1%	75,871,121	4%
Management of Companies and Enterprises	32	-6%	1,114	1%	33,160,933	-28%
Admin. & Support/Waste Mgmt. & Remediation	201	-3%	4,131	-3%	33,630,276	-8%
Educational Services	72	-6%	4,953	1%	48,749,021	3%
Health Care and Social Assistance	417	0%	11,852	-5%	102,404,753	-4%
Arts, Entertainment and Recreation	45	0%	983	-11%	5,070,937	-8%
Accommodation and Food Services	216	-5%	5,034	-7%	20,286,951	-9%
Other Services (except Public Administration)	400	-4%	1,786	2%	11,040,611	3%
Public Administration	54	-4%	1,660	5%	20,156,384	4%
Other	7	-30%	20	37%	58,880	-59%
<b>TOTAL</b>	<b>3,521</b>	<b>-5%</b>	<b>65,491</b>	<b>-4%</b>	<b>692,921,183</b>	<b>-10%</b>

See pages 180 & 181 for the detailed demographic data for this district.

# 9TH NINTH HOUSE DISTRICT



## DISTRICT MAP



### DESCRIPTION

Based in Cuyahoga County, this district includes Cleveland Hts., East Cleveland, University Hts., and a ward of the City of Cleveland, located within the 21<sup>st</sup> Senate District.

## CANDIDATES

### BARBARA BOYD (D-CLEVELAND HEIGHTS) ★

**Experience:** Former educator with Cleveland Public Schools

**Occupation:** Legislator

**Memberships:** Midwestern Legislative Conference—Human Services Committee, Council of State Governments

**Education:** B.S. Education, St. Paul's College, Virginia

**Campaign Committee:** Friends of Barbara Boyd, 3623 Cuoadings Rd., Cleveland Heights, OH 44118

**Website:** ohioepbarbaraboyd.org

### CHARLES PERKEL (R-UNIVERSITY HEIGHTS)

**Occupation:** Clinical Social Worker

**Education:** B.A. Social Studies, Cleveland State University; M.S. Social Administration, Case Western Reserve University

## POLITICAL LANDSCAPE

**Political Republican Index:**

	'08	'10
	17.20%	16.83%

### Results ('08 House):

Barbara Boyd	(D)	87.55%
Charles Drake	(R)	12.45%

### '08 Presidential Results:

Barack Obama	(D)	86.88%
John McCain	(R)	12.56%

**Democrats say:** Household name in her district and will continue her efforts to represent her constituents and advocate for improved healthcare access.


**Republicans say:** A former longtime Democrat and Jewish civil rights worker, conservative Republican Charles Perkel will fight the good fight in this race.

## ECONOMIC PROFILE

INDUSTRIES	# of Establishments		Employment		Payroll	
	'07-'09	'07-'09	'07-'09	'07-'09	'07-'09	'07-'09
Agriculture, Forestry, Fishing and Hunting	NA	NA	NA	NA	NA	NA
Mining	NA	NA	NA	NA	NA	NA
Utilities	4	0%	85	6%	1,137,318	2%
Construction	39	-15%	171	-36%	1,447,758	-40%
Manufacturing	21	11%	252	-2%	4,773,310	6%
Wholesale Trade	29	7%	140	-43%	2,350,972	-60%
Retail Trade	219	-8%	3,123	-6%	16,418,465	-11%
Transportation and Warehousing	NA	NA	NA	NA	NA	NA
Information	18	-22%	400	-3%	3,066,276	-3%
Finance and Insurance	49	-14%	207	-17%	1,775,323	-21%
Real Estate and Rental and Leasing	56	-15%	328	-15%	1,847,568	-10%
Professional, Scientific and Technical Services	119	-14%	1,178	-17%	25,342,464	-16%
Management of Companies and Enterprises	3	0%	54	-10%	590,653	-20%
Admin. & Support/Waste Mgmt. & Remediation	48	-14%	355	-15%	2,386,842	-23%
Educational Services	60	-6%	9,947	9%	118,860,511	6%
Health Care and Social Assistance	179	-14%	12,184	5%	119,374,288	6%
Arts, Entertainment and Recreation	28	22%	1,149	3%	13,284,663	15%
Accommodation and Food Services	137	-7%	2,162	-9%	7,836,933	-7%
Other Services (except Public Administration)	162	-7%	844	-6%	5,426,454	3%
Public Administration	31	-3%	698	2%	8,623,769	-5%
Other	6	NA	23	NA	208,992	NA
<b>TOTAL</b>	<b>1,208</b>	<b>-9%</b>	<b>33,300</b>	<b>1%</b>	<b>334,752,559</b>	<b>1%</b>

See pages 180 & 181 for the detailed demographic data for this district.

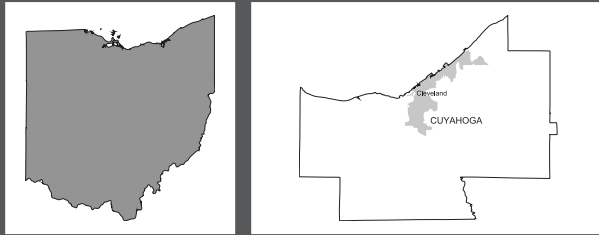




# 10TH

## TENTH HOUSE DISTRICT

### DISTRICT MAP



### DESCRIPTION

Based in Cuyahoga County, this district includes Bratenahl and almost five full wards of the city of Cleveland, located within the 21<sup>st</sup> Senate District.

### CANDIDATES

#### BILL PATMON (D-CLEVELAND)

**Experience:** President, East Erie Enterprise LLC; Political Analyst, WKYC Channel 3 News

**Occupation:** Consultant

**Memberships:** Board of Trustees, Regional Transit Authority

**Education:** Washtanaw Community College; Eastern Michigan University; Participated in the Harvard University Professional Fellows Program at the John F. Kennedy School of Government

**Campaign Committee:** Committee to Elect Patmon, 867 East Boulevard, Cleveland, OH 44108

**Website:** billpatmon.info

### UNOPPOSED

### POLITICAL LANDSCAPE

**Political Republican Index:**

	'08	'10
	18.38%	17.82%

**Results ('08 House):**

Eugene R. Miller	(D)	100.00%
------------------	-----	---------

**'08 Presidential Results:**

Barack Obama	(D)	85.57%
John McCain	(R)	13.57%

**Democrats say:** Well-known leader in the district will have an easy election to serve the folks of Ohio's 10<sup>th</sup> district in the House.

**Republicans say:** No comment provided.

### ECONOMIC PROFILE

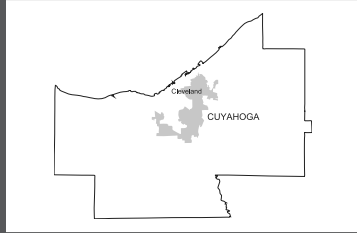
INDUSTRIES	# of Establishments		Employment		Payroll	
	'07	'09	'07	'09	'07	'09
Agriculture, Forestry, Fishing and Hunting	NA	NA	NA	NA	NA	NA
Mining	NA	NA	NA	NA	NA	NA
Utilities	NA	NA	NA	NA	NA	NA
Construction	152	-11%	2,883	-10%	40,212,496	-3%
Manufacturing	315	-31%	6,203	-14%	76,390,621	-15%
Wholesale Trade	280	-17%	6,113	-9%	106,104,998	-19%
Retail Trade	381	-20%	3,422	2%	18,207,712	-13%
Transportation and Warehousing	92	-18%	6,007	-5%	74,040,386	-9%
Information	92	-12%	5,005	-6%	74,492,802	-12%
Finance and Insurance	336	-2%	11,770	-13%	440,929,211	-11%
Real Estate and Rental and Leasing	159	-5%	1,695	-7%	20,238,409	-27%
Professional, Scientific and Technical Services	819	-7%	16,903	-6%	314,347,336	-1%
Management of Companies and Enterprises	36	-28%	4,661	-3%	114,540,457	-16%
Admin. & Support/Waste Mgmt. & Remediation	216	-4%	8,027	-24%	84,865,377	-47%
Educational Services	71	3%	5,520	-7%	67,183,044	-2%
Health Care and Social Assistance	208	-13%	11,321	0%	139,603,209	16%
Arts, Entertainment and Recreation	45	-21%	3,213	4%	51,999,744	15%
Accommodation and Food Services	353	-8%	7,431	-10%	30,669,928	-14%
Other Services (except Public Administration)	352	-7%	3,716	-1%	31,022,180	0%
Public Administration	78	18%	19,262	0%	237,631,660	-2%
Other	10	43%	28	2%	101,017	-31%
<b>TOTAL</b>	<b>3,996</b>	<b>-12%</b>	<b>123,179</b>	<b>-7%</b>	<b>1,922,580,587</b>	<b>-10%</b>

See pages 180 & 181 for the detailed demographic data for this district.

# 11TH

## ELEVENTH HOUSE DISTRICT

### DISTRICT MAP



### DESCRIPTION

Based in Cuyahoga County, this district includes Brooklyn Hts., Newburg Hts., and five full wards of the city of Cleveland, located within the 21<sup>st</sup> Senate District.

### POLITICAL LANDSCAPE

**Political Republican Index:**

	'08	'10
	19.61%	18.84%

#### Results ('08 House):

Sandra Williams	(D)	85.45%
Rosaind McAllister	(R)	14.55%

#### '08 Presidential Results:

Barack Obama	(D)	84.58%
John McCain	(R)	14.45%

**Democrats say:** Her record of accomplishment and support for key economic development legislation will earn her voter support.

**Republicans say:** McAllister knows the issues facing the constituents of the 11<sup>th</sup> House District.

### CANDIDATES

#### SANDRA WILLIAMS (D-CLEVELAND) ★

**Experience:** Former corrections officer, Cuyahoga County sheriff's office; worked for Participation 2000 and EMILY'S List in Washington, D.C.; former legislative aide

**Occupation:** Legislator

**Memberships:** Olivet Institutional Baptist Church; National Council of Negro Women; Independent Benevolent Protective Order of Elks; Black Women's Political Action Committee

**Education:** B.A., Political Science, Cleveland State University; M.S. in Criminal Justice Administration, Tiffin University

**Campaign Committee:** Friends of Sandra Williams, 12518 Fairhill Road, Cleveland, OH 44120

**Website:** sandrawilliamsforohio.com

#### ROSALIND MCALLISTER (R-CLEVELAND)

**Experience:** Academy of Court Reporting, Hondros College; Real estate appraisal training

**Occupation:** Owner, RAM Field Services

**Memberships:** Ohio Family Rights, president; American Family Rights, director; Children Need Both Parents


**Education:** Academy of Court Reporting, Hondros College; Real estate appraisal training

**Campaign Committee:** Citizens for Roz McAllister, 3624 E. 76<sup>th</sup> Avenue, Cleveland, OH 44105

### ECONOMIC PROFILE

INDUSTRIES	# of Establishments		Employment		Payroll	
	'07-'09	% Change '07-'09	'07-'09	% Change '07-'09	'07-'09	% Change '07-'09
Agriculture, Forestry, Fishing and Hunting	NA	NA	NA	NA	NA	NA
Mining	NA	NA	NA	NA	NA	NA
Utilities	NA	NA	NA	NA	NA	NA
Construction	101	-11%	1,468	-21%	20,278,441	-20%
Manufacturing	207	-8%	8,766	-14%	119,918,633	-17%
Wholesale Trade	194	-3%	3,574	-7%	44,047,153	-21%
Retail Trade	264	-3%	3,020	-6%	18,567,456	-18%
Transportation and Warehousing	NA	NA	NA	NA	NA	NA
Information	28	-15%	617	-5%	9,109,224	-16%
Finance and Insurance	62	-13%	546	-15%	6,586,667	-9%
Real Estate and Rental and Leasing	61	-6%	1,284	26%	12,558,075	28%
Professional, Scientific and Technical Services	120	15%	1,697	43%	22,690,443	43%
Management of Companies and Enterprises	22	5%	1,735	-4%	31,406,036	-7%
Admin. & Support/Waste Mgmt. & Remediation	82	9%	3,615	-12%	18,371,076	-8%
Educational Services	75	-1%	4,515	-8%	43,888,486	-2%
Health Care and Social Assistance	221	0%	30,571	14%	401,673,407	13%
Arts, Entertainment and Recreation	16	-20%	294	-26%	1,918,985	-21%
Accommodation and Food Services	147	-8%	2,273	-9%	8,936,372	-22%
Other Services (except Public Administration)	185	-8%	2,057	-6%	14,048,471	-5%
Public Administration	16	0%	1,497	-1%	18,210,257	7%
Other	3	NA	11	NA	39,172	NA
<b>TOTAL</b>	<b>1,804</b>	<b>-4%</b>	<b>67,542</b>	<b>1%</b>	<b>792,248,354</b>	<b>0%</b>

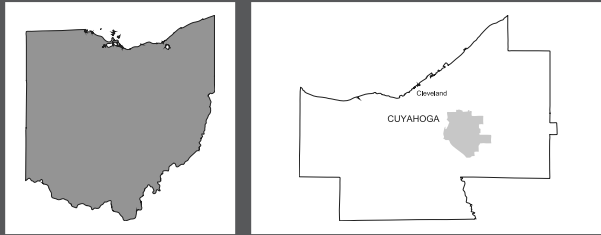
See pages 180 & 181 for the detailed demographic data for this district.



# 12TH

## TWELFTH HOUSE DISTRICT

### DISTRICT MAP



### DESCRIPTION

Based in Cuyahoga County, this district includes Garfield Hts., Maple Hts., and a ward of the city of Cleveland, located within the 25<sup>th</sup> Senate District.

### POLITICAL LANDSCAPE

**Political Republican Index:**

	'08	'10
	15.68%	15.01%

#### Results ('08 House):

Michael DeBose	(D)	90.83%
Bryan Glencer	(R)	9.17%

#### '08 Presidential Results:

Barack Obama	(D)	88.48%
John McCain	(R)	10.85%

**Democrats say:** Strong advocate for Cleveland will once again represent their interests in Columbus.

**Republicans say:** No comment provided.

### CANDIDATES

#### JOHN BARNES, JR. (D-CLEVELAND)

**Experience:** National Advanced Logistic Advisory Board, Albany State University; Former Executive Assistant to the Mayor of Cleveland on International Affairs/Diplomacy; Former Director Department of Community Relations, City of Cleveland; Senior Tax Auditor/Investigator, Central Collection Agency, Division of Taxation, City of Cleveland

**Occupation:** Managing Director, THE DIPLOMACY GROUP; Adjunct Professor, Chancellor University

**Education:** M.S., Organization Development and Analysis, Case Western Reserve University Weatherhead School of Management; International Program in conjunction with Case Western Reserve University, Katholieke University at Leuven, Belgium; Trade Union Program Executive Certification, Harvard University

**Campaign Committee:** The Friends of John E. Barnes Jr., 700 West St. Clair Avenue, Suite 214, Cleveland, OH 44113

**Website:** barnesforohio.com

### UNOPPOSED

### ECONOMIC PROFILE


INDUSTRIES	# of Establishments		Employment		Payroll	
	'07-'09	% Change '07-'09	'07-'09	% Change '07-'09	'07-'09	% Change '07-'09
Agriculture, Forestry, Fishing and Hunting	0	NA	0	NA	0	NA
Mining	NA	NA	NA	NA	NA	NA
Utilities	NA	NA	NA	NA	NA	NA
Construction	87	5%	1,010	-1%	12,200,850	-3%
Manufacturing	102	-14%	2,360	-16%	28,240,431	-15%
Wholesale Trade	92	-3%	1,875	-5%	22,262,085	-9%
Retail Trade	225	-8%	2,660	-19%	14,213,248	-24%
Transportation and Warehousing	43	10%	799	0%	8,301,593	2%
Information	9	0%	261	11%	3,871,664	-8%
Finance and Insurance	69	3%	641	4%	5,930,776	8%
Real Estate and Rental and Leasing	37	-12%	236	-7%	1,950,811	-1%
Professional, Scientific and Technical Services	68	-8%	615	-1%	6,632,879	8%
Management of Companies and Enterprises	4	-20%	207	-32%	5,876,837	-25%
Admin. & Support/Waste Mgmt. & Remediation	65	0%	1,172	-24%	8,323,346	-23%
Educational Services	45	-4%	2,839	-6%	30,520,043	-5%
Health Care and Social Assistance	157	-4%	4,682	-1%	32,507,440	-10%
Arts, Entertainment and Recreation	9	0%	55	-41%	264,902	-14%
Accommodation and Food Services	98	-18%	1,295	-28%	3,605,848	-34%
Other Services (except Public Administration)	108	-12%	668	-20%	4,300,155	-20%
Public Administration	21	11%	915	8%	13,610,936	3%
Other	7	17%	21	80%	142,735	164%
<b>TOTAL</b>	<b>1,246</b>	<b>-6%</b>	<b>22,311</b>	<b>-10%</b>	<b>202,756,579</b>	<b>-10%</b>

See pages 180 & 181 for the detailed demographic data for this district.

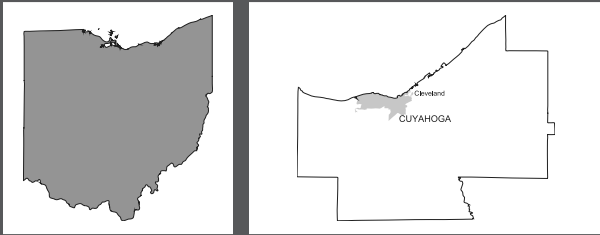


# 13TH

## THIRTEENTH HOUSE DISTRICT



### DISTRICT MAP



### DESCRIPTION

Based in Cuyahoga County, this district includes Lakewood and a portion of the city of Cleveland, located within the 23<sup>rd</sup> Senate District.

### POLITICAL LANDSCAPE

**Political Republican Index:**

	'08	'10
	30.16%	28.74%

#### Results ('08 House):

Michael J. Skindell	(D)	75.29%
Mary-Louise Kirk	(R)	24.71%

#### '08 Presidential Results:

Barack Obama	(D)	73.55%
John McCain	(R)	25.03%

**Democrats say:** A common-sense leader is at the start of a great career in the House.

**Republicans say:** No comment provided.

### ECONOMIC PROFILE

INDUSTRIES	# of Establishments		Employment		Payroll	
	'07-'09	'07-'09	'07-'09	'07-'09	'07-'09	'07-'09
Agriculture, Forestry, Fishing and Hunting	NA	NA	NA	NA	NA	NA
Mining	NA	NA	NA	NA	NA	NA
Utilities	NA	NA	NA	NA	NA	NA
Construction	80	-16%	564	-24%	6,944,064	-28%
Manufacturing	152	-9%	3,089	-16%	31,205,799	-23%
Wholesale Trade	95	-13%	945	-15%	13,148,594	-26%
Retail Trade	235	-6%	1,907	-1%	10,385,491	-5%
Transportation and Warehousing	24	-27%	367	-25%	3,543,026	-36%
Information	17	0%	551	9%	6,009,373	-4%
Finance and Insurance	69	-10%	555	1%	6,465,890	4%
Real Estate and Rental and Leasing	69	-7%	429	-4%	3,080,900	-2%
Professional, Scientific and Technical Services	147	-15%	992	-19%	12,350,253	22%
Management of Companies and Enterprises	NA	NA	NA	NA	NA	NA
Admin. & Support/Waste Mgmt. & Remediation	77	-7%	1,300	-22%	7,559,418	-15%
Educational Services	44	-14%	2,507	-8%	25,859,901	-6%
Health Care and Social Assistance	219	3%	6,364	-6%	53,120,076	0%
Arts, Entertainment and Recreation	24	-8%	315	3%	1,588,402	4%
Accommodation and Food Services	179	-4%	2,200	-5%	7,865,110	3%
Other Services (except Public Administration)	142	-10%	942	-3%	4,962,161	-8%
Public Administration	13	-7%	672	-6%	9,629,518	-7%
Other	NA	NA	NA	NA	NA	NA
<b>TOTAL</b>	<b>1,586</b>	<b>-9%</b>	<b>23,697</b>	<b>-10%</b>	<b>203,717,976</b>	<b>-11%</b>

### CANDIDATES

#### NICKIE J. ANTONIO (D-LAKEWOOD)

**Experience:** Experience as a special education teacher, adjunct professor, non-profit administrator

**Occupation:** Lakewood Councilwoman

**Memberships:** Past chairperson, American Cancer Society Relay for Life Event; Cuyahoga Democratic Women's Caucus; Ohio Women's Leadership Forum; Grow Lakewood Committee; Lakewood Schools Fifty Years Committee; The Beck Center; LHS Athletic Boosters; Lakewood Soccer Association; Women Speak Out for Peace and Justice; Lakewood Citizens Advisory Committee; Founding member and past chairperson, NorthCoast HIV/AIDS Coalition; Past President, Greater Cleveland Chapter of the National Organization for Women

**Education:** B.S. Education, Cleveland State University; M.P.A., Maxine Levine College of Urban Affairs, Cleveland State University

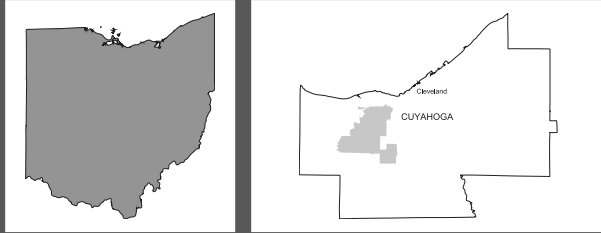
**Campaign Committee:** Friends of Nickie J. Antonio, 1305 Belle Avenue, Lakewood, OH 44107

### UNOPPOSED



## FOURTEENTH HOUSE DISTRICT

### DISTRICT MAP



### DESCRIPTION

Based in Cuyahoga County, this district includes Parma Hts., Brook Park and three wards of the city of Cleveland, located within the 23<sup>rd</sup> Senate District.

### POLITICAL LANDSCAPE

**Political Republican Index:**

	'08	'10
	33.85%	34.06%

#### Results ('08 House):

Mike Foley	(D)	73.68%
David Morris	(R)	26.32%

#### '08 Presidential Results:

Barack Obama	(D)	64.92%
John McCain	(R)	33.44%

**Democrats say:** Responsive and thoughtful public servant has earned his constituents' trust and support; will win big in November.

**Republicans say:** An engineer with a strong desire to serve, Kevin Burke will force the Democrat incumbent to defend this seat with a lot of effort.

### ECONOMIC PROFILE

#### INDUSTRIES

	# of Establishments	% Change '07-'09	Employment	% Change '07-'09	Payroll	% Change '07-'09
Agriculture, Forestry, Fishing and Hunting	NA	NA	NA	NA	NA	NA
Mining	NA	NA	NA	NA	NA	NA
Utilities	NA	NA	NA	NA	NA	NA
Construction	118	-3%	1,039	-9%	11,474,907	-3%
Manufacturing	261	-4%	9,074	-26%	115,197,883	-40%
Wholesale Trade	152	-6%	2,264	-6%	27,407,503	-12%
Retail Trade	278	-3%	3,979	-2%	24,500,534	-8%
Transportation and Warehousing	116	-9%	7,144	-4%	69,385,365	-15%
Information	NA	NA	NA	NA	NA	NA
Finance and Insurance	105	-8%	2,874	-6%	37,010,808	-14%
Real Estate and Rental and Leasing	83	-3%	1,109	-11%	8,917,222	-8%
Professional, Scientific and Technical Services	117	-3%	1,273	-6%	19,848,771	-9%
Management of Companies and Enterprises	NA	NA	NA	NA	NA	NA
Admin. & Support/Waste Mgmt. & Remediation	90	-15%	1,973	-22%	10,952,457	-16%
Educational Services	42	2%	2,319	0%	20,810,930	-3%
Health Care and Social Assistance	175	-7%	5,344	-4%	43,823,664	-6%
Arts, Entertainment and Recreation	16	14%	242	-23%	873,371	-21%
Accommodation and Food Services	194	-6%	3,116	-8%	10,921,578	-7%
Other Services (except Public Administration)	175	-1%	1,478	-7%	10,255,747	-5%
Public Administration	27	0%	975	1%	14,023,936	-6%
Other	3	-40%	4	-61%	6,500	-85%
<b>TOTAL</b>	<b>1,952</b>	<b>-5%</b>	<b>44,207</b>	<b>-11%</b>	<b>425,411,176</b>	<b>-21%</b>

See pages 180 & 181 for the detailed demographic data for this district.

### CANDIDATES MIKE FOLEY (D-CLEVELAND) ★

**Experience:** Attorney; executive director, Cleveland Tenants Org.

**Occupation:** Legislator

**Education:** B.A., Philosophy, University of Dayton; J.D., Cleveland-Marshall College of Law

**Campaign Committee:** Friends of Mike Foley, 3525 Carrmunn Ave., Cleveland, OH 44111


**Website:** mikefoleyforohio.com

### KEVIN J. BURKE (R-BROOK PARK)

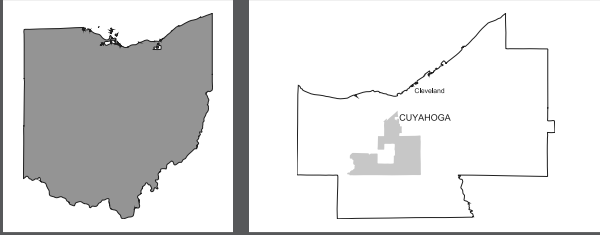
**Campaign Committee:** Committee to Elect Kevin J. Burke, 13763 Kathleen Drive, Brook Park, OH 44142

# 15TH

## FIFTEENTH HOUSE DISTRICT



### DISTRICT MAP



### DESCRIPTION

Based in Cuyahoga County, this district includes Parma, Linndale, Brooklyn and Middleburg Hts., located within the 23<sup>rd</sup> Senate District.

### CANDIDATES

#### TIMOTHY J. DEGEETER (D-PARMA) ★

**Occupation:** Attorney; State Representative

**Memberships:** St. Francis DeSales Catholic School and Parish; Parma Education Association; West Creek Preservation Committee; Parma Area Redevelopment Corporation; Parma Democratic Club; Parma Area Historical Society; Former President of Parma Bar Association; Task Force on Prose Indigent Litigants

**Education:** Holy Cross Junior College, South Bend, Ind.; B.S. Political Science, John Carroll University; J.D., Cleveland Marshall Law College

**Campaign Committee:** Friends of Tim DeGeeter, 5546 Pearl Rd., Parma, OH 44129

**Website:** timdegeeter.com

### UNOPPOSED

### POLITICAL LANDSCAPE

**Political Republican Index:** '08 38.94% '10 39.92%

**Results ('08 House):**  
Timothy J. DeGeeter (D) 100.00%

**'08 Presidential Results:**  
Barack Obama (D) 56.03%  
John McCain (R) 42.25%

**Democrats say:** Hard-working policymaker who has championed key economic development legislation is unopposed for another term.


**Republicans say:** No comment provided.

### ECONOMIC PROFILE

INDUSTRIES	# of Establishments		Employment		Payroll	
	'07-'09	'07-'09	'07-'09	'07-'09	'07-'09	'07-'09
Agriculture, Forestry, Fishing and Hunting	NA	NA	NA	NA	NA	NA
Mining	NA	NA	NA	NA	NA	NA
Utilities	NA	NA	34	-6%	NA	NA
Construction	122	-13%	1,077	-21%	13,777,813	-21%
Manufacturing	106	-5%	4,936	-25%	67,870,047	-29%
Wholesale Trade	146	-1%	1,636	-11%	19,282,274	-16%
Retail Trade	417	-5%	8,901	-8%	50,796,872	-9%
Transportation and Warehousing	94	1%	3,396	-9%	36,153,595	-12%
Information	NA	NA	NA	NA	NA	NA
Finance and Insurance	183	-11%	1,605	-13%	19,768,921	-17%
Real Estate and Rental and Leasing	88	-1%	791	-3%	5,821,114	2%
Professional, Scientific and Technical Services	187	-7%	1,499	2%	16,559,174	8%
Management of Companies and Enterprises	NA	NA	NA	NA	NA	NA
Admin. & Support/Waste Mgmt. & Remediation	137	-2%	4,148	-12%	21,726,470	-9%
Educational Services	60	7%	5,171	2%	46,967,181	3%
Health Care and Social Assistance	333	1%	11,040	1%	98,000,821	-5%
Arts, Entertainment and Recreation	26	-16%	615	-4%	1,650,231	-6%
Accommodation and Food Services	257	-3%	5,276	-4%	16,596,184	-8%
Other Services (except Public Administration)	209	-3%	1,743	4%	11,481,325	-1%
Public Administration	38	-3%	959	1%	10,835,012	-8%
Other	NA	NA	NA	NA	NA	NA
<b>TOTAL</b>	<b>2,403</b>	<b>-4%</b>	<b>52,828</b>	<b>-7%</b>	<b>437,287,034</b>	<b>-11%</b>

See pages 180 & 181 for the detailed demographic data for this district.

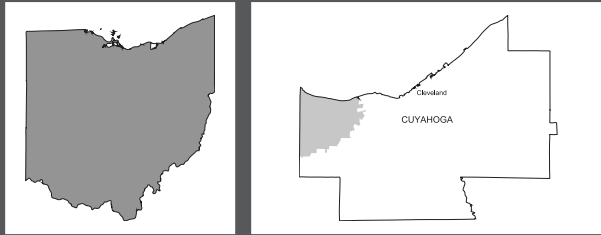




# SIXTEENTH HOUSE DISTRICT

# 16TH

## DISTRICT MAP



### DESCRIPTION

Based in Cuyahoga County, this district includes Bay Village, Fairview Park, North Olmsted, Rocky River and Westlake, located within the 24<sup>th</sup> Senate District.

## POLITICAL LANDSCAPE

**Political Republican Index:** '08 49.88% '10 49.30%

### Results ('08 House):

Jennifer Brady (D) 49.07%  
Nan A. Baker (R) 50.93%

### '08 Presidential Results:

Barack Obama (D) 50.61%  
John McCain (R) 48.30%

**Democrats say:** Battle-tested challenger poised for success again in an anti-incumbent year against an incumbent whose record shows disconnection from her district.

**Republicans say:** Baker gets it: she's been focused on jobs since the moment she took office. She will retain this seat by beating the Democrat she unseated in 2008.

## CANDIDATES

### NAN BAKER (R-WESTLAKE) ★

**Experience:** Cricket Power Equipment, current vice president

**Occupation:** Small Business Owner

**Memberships:** Westlake Lion of the Year; Certificate of Special U.S. Congressional Recognition; Woman of the Year, Westlake/North Olmsted League of Women Voters; Friend of Education Award, West Shore Chamber of Commerce; David C. Sweet Award, Cleveland State University; Hugh Dawson Award, West Shore Chamber of Commerce; Advocacy Award, Chuck McDonald Council of Smaller Enterprises

**Education:** Associates Degree, Business; B.A., Baldwin-Wallace; graduate of Cleveland State University, College of Urban Studies, Leadership Academy

**Campaign Committee:** Friends of Nan Baker, 29761 Devonshire Oval, Westlake, OH 44145

**Website:** electnanbaker.com

### JENNIFER L. BRADY (D-WESTLAKE)

**Experience:** Claims Representative, Social Security Administration; Revenue Officer, Internal Revenue Service

**Memberships:** Volunteer, St. Malachi's Hunger Center

**Campaign Committee:** Friends of Jennifer Brady, 1902 Reeds Court Trail, Westlake, OH 44145

**Website:** bradyforhouse.com

### PAUL F. HILTS (LIBERTARIAN)

## ECONOMIC PROFILE

### INDUSTRIES

Industry	# of Establishments	% Change '07-'09	Employment	% Change '07-'09	Payroll	% Change '07-'09
Agriculture, Forestry, Fishing and Hunting	NA	NA	NA	NA	NA	NA
Mining	NA	NA	NA	NA	NA	NA
Utilities	6	0%	95	9%	1,840,846	7%
Construction	205	-8%	1,566	-23%	23,598,871	-31%
Manufacturing	83	4%	1,570	-6%	15,943,327	-15%
Wholesale Trade	272	-8%	1,726	-11%	32,903,812	-16%
Retail Trade	510	1%	9,557	-4%	55,560,666	-62%
Transportation and Warehousing	51	4%	1,032	-12%	12,110,585	-16%
Information	67	-3%	1,179	-10%	14,283,390	-9%
Finance and Insurance	306	-5%	2,497	-15%	38,876,971	-27%
Real Estate and Rental and Leasing	125	-13%	900	-21%	7,875,389	-18%
Professional, Scientific and Technical Services	453	-7%	3,951	-5%	63,592,282	8%
Management of Companies and Enterprises	19	19%	1,002	-8%	32,539,641	-21%
Admin. & Support/Waste Mgmt. & Remediation	193	-2%	3,570	-9%	26,344,626	-2%
Educational Services	74	0%	3,444	3%	32,920,419	2%
Health Care and Social Assistance	437	7%	7,768	8%	65,310,805	5%
Arts, Entertainment and Recreation	43	0%	1,144	0%	4,321,328	5%
Accommodation and Food Services	287	-3%	6,165	-3%	21,289,720	-6%
Other Services (except Public Administration)	301	-8%	2,048	-1%	11,176,288	-2%
Public Administration	59	4%	2,543	4%	50,652,753	-2%
Other	NA	NA	NA	NA	NA	NA
<b>TOTAL</b>	<b>3,491</b>	<b>-3%</b>	<b>51,756</b>	<b>-4%</b>	<b>511,141,719</b>	<b>-21%</b>

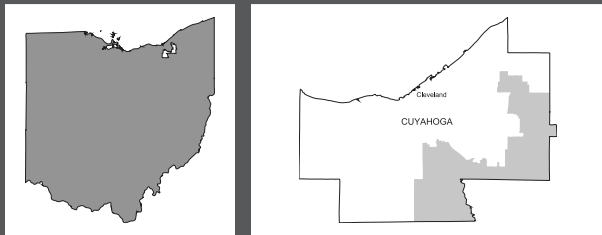
Industry	# of Establishments	% Change '07-'09	Employment	% Change '07-'09	Payroll	% Change '07-'09
Agriculture, Forestry, Fishing and Hunting	NA	NA	NA	NA	NA	NA
Mining	NA	NA	NA	NA	NA	NA
Utilities	6	0%	95	9%	1,840,846	7%
Construction	205	-8%	1,566	-23%	23,598,871	-31%
Manufacturing	83	4%	1,570	-6%	15,943,327	-15%
Wholesale Trade	272	-8%	1,726	-11%	32,903,812	-16%
Retail Trade	510	1%	9,557	-4%	55,560,666	-62%
Transportation and Warehousing	51	4%	1,032	-12%	12,110,585	-16%
Information	67	-3%	1,179	-10%	14,283,390	-9%
Finance and Insurance	306	-5%	2,497	-15%	38,876,971	-27%
Real Estate and Rental and Leasing	125	-13%	900	-21%	7,875,389	-18%
Professional, Scientific and Technical Services	453	-7%	3,951	-5%	63,592,282	8%
Management of Companies and Enterprises	19	19%	1,002	-8%	32,539,641	-21%
Admin. & Support/Waste Mgmt. & Remediation	193	-2%	3,570	-9%	26,344,626	-2%
Educational Services	74	0%	3,444	3%	32,920,419	2%
Health Care and Social Assistance	437	7%	7,768	8%	65,310,805	5%
Arts, Entertainment and Recreation	43	0%	1,144	0%	4,321,328	5%
Accommodation and Food Services	287	-3%	6,165	-3%	21,289,720	-6%
Other Services (except Public Administration)	301	-8%	2,048	-1%	11,176,288	-2%
Public Administration	59	4%	2,543	4%	50,652,753	-2%
Other	NA	NA	NA	NA	NA	NA
<b>TOTAL</b>	<b>3,491</b>	<b>-3%</b>	<b>51,756</b>	<b>-4%</b>	<b>511,141,719</b>	<b>-21%</b>

See pages 180 & 181 for the detailed demographic data for this district.

# 17<sup>TH</sup> SEVENTEENTH HOUSE DISTRICT



## DISTRICT MAP



### DESCRIPTION

Based in Cuyahoga County, this district includes Bentleyville, Brecksville, Broadview Hts., Chagrin Falls Twp., Glenwillow, Hunting Valley, Independence, Lyndhurst, Moreland Hills, Oakwood, Pepper Pike, Seven Hills, Solon Valley View, Walton Hills and a portion of Mayfield Hts., located within the 24<sup>th</sup> Senate District.

## POLITICAL LANDSCAPE

**Political Republican Index:**

	'08	'10
	46.09%	46.58%

**Results ('08 House):**

Bob Belovich	(D)	28.37%
Josh Mandel	(R)	71.63%

**'08 Presidential Results:**

Barack Obama	(D)	51.17%
John McCain	(R)	47.85%

**Democrats say:** This prosecutor proved her mettle in the primary and will work hard to claim this Democratic-leaning district.

**Republicans say:** Following the model of her predecessor Mandel, Mayor Anielski keeps this seat Republican; she's been hitting the pavement and spreading her vision for Ohio for months.

## CANDIDATES

### KELLI KAY PERK (D-BROADVIEW HEIGHTS)

**Experience:** Magistrate, Portage County Court of Common Pleas; Assistant Prosecutor, Portage County; Staff Attorney, Court of Appeals

**Occupation:** Assistant Prosecutor

**Memberships:** Board member, Consortium Against Adult Abuse; Kiwanis, Broadview Heights; Human Care Committee, Church of the Assumption; Altar and Korsary Society, Church of the Assumption; Cleveland Metropolitan Bar Association; CMBA's Committee on the Unauthorized Practice of Law; CMBA's Government Attorneys Section, vice chair; CMBA's Committee on Admissions

**Education:** B.A., University of Akron; J.D., California Western School of Law, San Diego, CA

**Campaign Committee:** Friends of Kellie Kay Perk, 1029 Orchard Lane, Broadview Heights, OH 44147

**Website:** perkforohio.com

### MARLENE ANIELSKI (R-WALTON HILLS)

**Experience:** Walton Hills Safety Director

**Occupation:** Walton Hills Mayor

**Memberships:** Small Communities Council of the National League of Cities steering committee; steering member of Mayors and Municipalities Automotive Coalition; Junior Achievement volunteer; Rotary International

**Education:** BA, Univ. of Akron; M.B.A., Cleveland State Univ.; Ohio Certified Public Manger certification, Cleveland State Univ.

**Campaign Committee:** Friends of Marlene B. Anielski, 5954 Briardale Lane, Solon, OH 44139

**Website:** marlene-anielski.com

### DAVID MACKO (LIBERTARIAN)

**Education:** B.A. History, Case Western Reserve University Adelbert College

**Website:** mackoforliberty.com

## ECONOMIC PROFILE

INDUSTRIES	# of Establishments	% Change '07-'09	Employment	% Change '07-'09	Payroll	% Change '07-'09
Agriculture, Forestry, Fishing and Hunting	NA	NA	NA	NA	NA	NA
Mining	NA	NA	NA	NA	NA	NA
Utilities	10	-9%	245	24%	6,154,881	43%
Construction	330	-9%	4,158	-14%	56,087,795	-14%
Manufacturing	312	-1%	15,857	-3%	243,653,880	-9%
Wholesale Trade	577	-3%	10,408	-6%	200,600,797	-4%
Retail Trade	429	-5%	7,127	-5%	51,893,849	-4%
Transportation and Warehousing	92	0%	2,025	-5%	23,211,794	-18%
Information	89	-10%	2,462	-10%	44,852,854	-8%
Finance and Insurance	473	-11%	7,935	-15%	146,260,935	-17%
Real Estate and Rental and Leasing	216	-4%	1,876	-4%	23,359,347	-10%
Professional, Scientific and Technical Services	732	-4%	8,058	-13%	129,651,902	-4%
Management of Companies and Enterprises	54	10%	3,485	16%	76,309,175	-2%
Admin. & Support/Waste Mgmt. & Remediation	358	3%	9,476	-8%	85,048,032	-8%
Educational Services	102	1%	6,329	4%	65,460,581	3%
Health Care and Social Assistance	438	-1%	11,753	4%	124,071,868	-5%
Arts, Entertainment and Recreation	58	-5%	1,278	1%	6,615,908	0%
Accommodation and Food Services	281	-4%	7,127	-7%	24,923,813	-15%
Other Services (except Public Administration)	440	-5%	2,816	-7%	20,340,213	-15%
Public Administration	69	0%	1,942	0%	27,293,130	5%
Other	14	17%	39	103%	382,827	190%
<b>TOTAL</b>	<b>5,074</b>	<b>-4%</b>	<b>104,396</b>	<b>-5%</b>	<b>1,356,173,582</b>	<b>-7%</b>

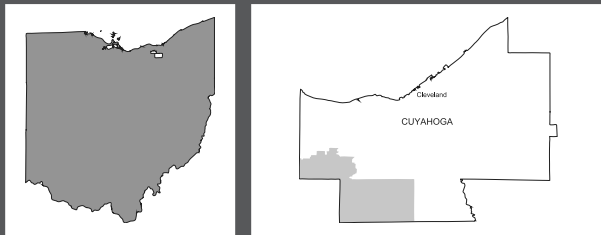
See pages 180 & 181 for the detailed demographic data for this district.



# 18TH

## EIGHTEENTH HOUSE DISTRICT

### DISTRICT MAP



### DESCRIPTION

Based in Cuyahoga County, this district includes Berea, Olmsted Falls, Olmsted Twp., North Royalton and Strongsville, located within the 24<sup>th</sup> Senate District.

### POLITICAL LANDSCAPE

**Political Republican Index:** '08 48.23% '10 48.49%

#### Results ('08 House):

Matt Patten (D) 50.86%  
Colleen Grady (R) 49.14%

#### '08 Presidential Results:

Barack Obama (D) 49.63%  
John McCain (R) 49.13%

**Democrats say:** Hard-working freshmen has strong legislative record on creating jobs in NE Ohio and easing the cost of college for Ohio families; will hold moderate district for Dems.

**Republicans say:** As a navy veteran and small business owner, Dovilla switches this seat back to Republican after Democrats shamelessly played the name game in 2008.

### CANDIDATES

#### MATT PATTEN (D-STRONGSVILLE) ★

**Occupation:** Labor Management Field Coordinator

**Education:** Attended University of Toledo and National Labor College

**Campaign Committee:** Friends of Matt Patten, 15311 Sasafra Drive, Strongsville, OH 44136

**Website:** mattpattenforohio.com

#### MIKE DOVILLA (R-BEREA)

**Experience:** Presidential Appointee, U.S. Office of Personnel Management; Professional Staff Member, U.S. Senate Committee on Governmental Affairs; Management Analyst, U.S. Department of State

**Occupation:** Small Business Owner; Government Relations Consultant

**Memberships:** Lay Reader, United Methodist Church of Berea; Kiwanis Club of Berea; American Legion Post 91, Berea; Veterans of Foreign Wars Post 3345, Strongsville; National Officer & Board of Governors Chairman, Phi Kappa Tau Fraternity (Baldwin-Wallace College); Greater Cleveland American Marshall Memorial Fellow; Northeast Ohio Legislative Council; Cleveland Italian American Organization; City Club of Cleveland; Cleveland Council on World Affairs; Volunteer, Rainbow Babies & Children's Hospital "Circle of Friends" Network

**Education:** B.A., Baldwin-Wallace College; Master of Public Administration, The American University, Washington, D.C.

**Campaign Committee:** Citizens for Mike Dovilla, 62 Harnagy Street, Berea, OH 44017

**Website:** DovillaForOhio.com

### ECONOMIC PROFILE


INDUSTRIES	# of Establishments		% Change '07-'09		Payroll	% Change '07-'09
	'07	'09	'07	'09		
Agriculture, Forestry, Fishing and Hunting	NA	NA	NA	NA	NA	NA
Mining	NA	NA	NA	NA	NA	NA
Utilities	4	0%	98	-1%	1,913,248	14%
Construction	251	-10%	1,424	-23%	14,966,277	-21%
Manufacturing	203	-8%	5,604	-17%	67,732,513	-20%
Wholesale Trade	211	-3%	2,221	-5%	35,179,271	-13%
Retail Trade	349	0%	6,012	2%	29,290,418	-4%
Transportation and Warehousing	67	5%	1,112	9%	12,416,076	10%
Information	32	-11%	314	-18%	3,185,622	-21%
Finance and Insurance	156	-10%	1,154	-24%	16,769,416	-27%
Real Estate and Rental and Leasing	106	9%	572	-7%	4,467,574	3%
Professional, Scientific and Technical Services	268	-2%	1,841	-6%	21,784,339	-13%
Management of Companies and Enterprises	9	0%	827	-9%	12,214,628	-21%
Admin. & Support/Waste Mgmt. & Remediation	135	-4%	1,173	-15%	9,742,119	-20%
Educational Services	60	-2%	4,148	4%	40,818,097	-3%
Health Care and Social Assistance	229	8%	4,628	14%	34,465,949	17%
Arts, Entertainment and Recreation	33	18%	654	7%	39,307,446	-21%
Accommodation and Food Services	177	1%	3,518	3%	10,553,213	2%
Other Services (except Public Administration)	195	-1%	1,446	-3%	11,621,181	5%
Public Administration	39	-3%	584	4%	7,372,303	2%
Other	NA	NA	NA	NA	NA	NA
<b>TOTAL</b>	<b>2,524</b>	<b>-2%</b>	<b>37,332</b>	<b>-4%</b>	<b>373,799,690</b>	<b>-11%</b>

See pages 180 & 181 for the detailed demographic data for this district.



# 19TH

## NINETEENTH HOUSE DISTRICT



### DISTRICT MAP



### DESCRIPTION

Based in Franklin County, this district includes Brice, Canal Winchester, Groveport, New Albany, Obetz, Pickerington, Reynoldsburg, Westerville, and parts of Blendon Twp., Jefferson Twp., and the city of Columbus, located within the 3<sup>rd</sup> Senate District.

### POLITICAL LANDSCAPE

**Political Republican Index:**

	'08	'10
	54.77%	52.60%

**Results ('08 House):**

Marian Harris	(D)	48.13%
Brad Lewis	(R)	47.08%

**'08 Presidential Results:**

Barack Obama	(D)	51.13%
John McCain	(R)	47.42%

**Democrats say:** Independent and honest approach has earned her a strong reputation amongst constituents of both political stripes.

**Republicans say:** Mayor Anne Gonzales brings this seat back into the Republican column in 2010; her energy and vitality a strong contrast to incumbent Democrat.

### CANDIDATES

#### MARIAN L. HARRIS (D-COLUMBUS) ★

**Experience:** Events, PR Manager, Mental Health Association of Franklin County; Consultant on special events, community relations and public affairs; former partner, SPM Associates; former director of resource development, Columbus Housing Partnership

**Occupation:** Consultant

**Memberships:** Board of Parenthesis member; Mid Ohio Regional Planning Committee

**Education:** B.A., cum laude, Mount Holyoke College; elementary education teaching certificate, Ohio Dominican

**Campaign Committee:** Friends of Marian Harris, 5145 Holbrook Drive, Columbus, OH 43232

**Website:** marianforohio.com

#### ANNE GONZALES (R-WESTERVILLE)

**Experience:** Paralegal, Crabbe, Brown, James

**Occupation:** Community Volunteer

**Memberships:** St. Paul Catholic Church; Westerville Chamber of Commerce; New Albany Chamber of Commerce; Reynoldsburg Chamber of Commerce; Southeastern Franklin County Chamber; Canal Winchester Chamber; Westerville Rotary; Main Street Canal Winchester; Westerville Parks Foundation

**Education:** B.S., Psychology, Otterbein College

**Campaign Committee:** Citizens for Anne Gonzales, 335 Wildwood Drive, Westerville, OH 43081

**Website:** annegonzales.org

#### MICHAEL JOHNSTON (LIBERTARIAN)

**Website:** mikejohnstonforohio.com

### ECONOMIC PROFILE

INDUSTRIES	# of Establishments		Employment		Payroll	
	'07-'09	% Change '07-'09	'07-'09	% Change '07-'09	'07-'09	% Change '07-'09
Agriculture, Forestry, Fishing and Hunting	5	-29%	78	-4%	627,634	-1%
Mining	0	NA	0	NA	0	NA
Utilities	17	13%	291	2%	5,938,025	0%
Construction	226	-6%	2,149	-14%	23,608,603	-10%
Manufacturing	105	2%	4,080	-4%	38,933,542	-19%
Wholesale Trade	185	-3%	3,509	5%	44,545,754	10%
Retail Trade	379	1%	10,717	5%	67,296,510	1%
Transportation and Warehousing	106	-9%	8,736	0%	82,842,441	-17%
Information	42	-7%	1,454	-17%	20,938,006	-12%
Finance and Insurance	253	-10%	7,853	-5%	89,567,773	-10%
Real Estate and Rental and Leasing	145	-5%	871	-10%	7,458,761	-17%
Professional, Scientific and Technical Services	378	-2%	6,510	-1%	102,819,465	-16%
Management of Companies and Enterprises	38	3%	2,768	24%	91,956,684	48%
Admin. & Support/Waste Mgmt. & Remediation	184	-3%	5,848	1%	43,616,110	5%
Educational Services	85	5%	4,844	0%	47,315,194	6%
Health Care and Social Assistance	359	6%	7,013	9%	60,409,721	5%
Arts, Entertainment and Recreation	33	-8%	809	-20%	4,600,214	-9%
Accommodation and Food Services	250	5%	4,908	-3%	15,696,240	-2%
Other Services (except Public Administration)	251	2%	1,584	4%	13,009,212	-7%
Public Administration	30	7%	1,410	8%	19,315,813	10%
Other	12	200%	34	685%	261,893	-1%
<b>TOTAL</b>	<b>3,083</b>	<b>-1%</b>	<b>75,466</b>	<b>0%</b>	<b>780,757,596</b>	<b>-3%</b>

See pages 180 & 181 for the detailed demographic data for this district.

Keith Brooks  
[kbrooks@capitoladvocates.net](mailto:kbrooks@capitoladvocates.net)

Dan Leite  
[dleite@capitoladvocates.net](mailto:dleite@capitoladvocates.net)



## Experience, Personalized Service, *Results.*

With over 70 years of collective experience and personalized service in governmental affairs, we assist our clients in the achievement of their goals and objectives.

Discover what Capitol Advocates can do for you!

172 East State Street, Suite 550 \* Columbus, Ohio 43215  
Phone: 614.224.9900 \* Fax: 614.224.7715  
[www.capitoladvocates.net](http://www.capitoladvocates.net)

Courtney Saunders  
[csaunders@capitoladvocates.net](mailto:csaunders@capitoladvocates.net)

Kurt Leib  
[kleib@capitoladvocates.net](mailto:kleib@capitoladvocates.net)



**Marc Armstrong**  
Manager of Government Affairs  
(614) 430-7864 • [marmstrong@buckeyepower.com](mailto:marmstrong@buckeyepower.com)



Touchstone Energy®

*The power of  
human connections*


Ohio's electric cooperatives—  
serving 77 of Ohio's 88 counties

**OHIO RURAL ELECTRIC  
COOPERATIVES, INC.**

6677 Busch Blvd., P.O. Box 26036  
Columbus, Ohio 43226-0036

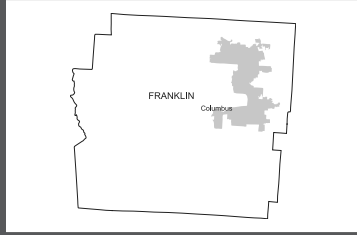
A Touchstone Energy® Cooperative 

# 20TH



## TWENTIETH HOUSE DISTRICT

### DISTRICT MAP



### DESCRIPTION

Based in Franklin County, this district includes Bexley, Gahanna, Whitehall, and parts of Blendon Twp., Jefferson Twp., Plain Twp., Truro Twp., and the city of Columbus located within the 3<sup>rd</sup> Senate District.

### POLITICAL LANDSCAPE

**Political Republican Index:** '08 48.85% '10 46.69%

**Results ('08 House):**  
 Nancy Garland (D) 51.32%  
 Jim McGregor (R) 48.68%

**'08 Presidential Results:**  
 Barack Obama (D) 57.52%  
 John McCain (R) 41.03%

**Democrats say:** Jobs and economic development has distinguished this freshman lawmaker; community outreach and constituent work with earn her a second term. This year, opponent will continue his losing streak that started in 2006.

**Republicans say:** A fearless advocate for underprivileged college students and a tireless campaigner, Matt Carle makes this seat Republican once again.

### CANDIDATES

#### NANCY GARLAND (D-NEW ALBANY) ★

**Experience:** Clinical assistant professor, The Ohio State University School of Allied Medical Professions; former legislative assistant in Washington, D.C.; advocate, American Optometric Association; former elementary school teacher

**Occupation:** Legislator

**Memberships:** Franklin County Hospital Commission; New Albany Democrats; Church's Vestry Committee

**Education:** B.A. History, Government, Ohio University; J.D., George Mason School of Law, Arlington, VA

**Campaign Committee:** Citizens for Garland, 4983 Meadway Drive, New Albany, OH 43054

**Website:** nancygarland.com

#### MATT CARLE (R-NEW ALBANY)

**Experience:** Campaign Mgr., DeWine for Senate; Campaign Mgr., Voinovich for Senate; Montgomery Campaign Committee & Communications Counsel, Inc., campaign chairman and political consultant; Ohio Attorney General's Office, Field Staff Director

**Occupation:** Director, Development & Community Relations, Ohio College Access Network

**Memberships:** Columbus Bar Association

**Education:** B.A. Political Science and Sociology, The Ohio State University; J.D., Capital University Law School

**Campaign Committee:** Carle for State Representative, 865 Macon Alley, Columbus, OH 43206

#### LAWRENCE BINSKY (LIBERTARIAN)

**Website:** lbinsky.com

### ECONOMIC PROFILE

INDUSTRIES	# of Establishments		Employment		Payroll	
	'07-'09	% Change '07-'09	'07-'09	% Change '07-'09	'07-'09	% Change '07-'09
Agriculture, Forestry, Fishing and Hunting	NA	NA	NA	NA	NA	NA
Mining	NA	NA	NA	NA	NA	NA
Utilities	15	-6%	1,095	17%	35,627,899	6%
Construction	142	-13%	1,802	-19%	21,273,398	-13%
Manufacturing	81	-11%	2,399	-19%	36,949,414	-15%
Wholesale Trade	157	1%	2,045	13%	27,317,712	9%
Retail Trade	371	5%	7,420	-5%	48,031,665	0%
Transportation and Warehousing	54	8%	1,238	11%	13,058,199	-3%
Information	52	11%	1,021	-1%	12,260,329	-23%
Finance and Insurance	183	-9%	3,089	-14%	33,179,893	-36%
Real Estate and Rental and Leasing	122	-2%	635	-12%	5,469,180	-19%
Professional, Scientific and Technical Services	270	2%	2,008	-13%	25,458,600	-5%
Management of Companies and Enterprises	13	0%	672	-10%	13,027,117	26%
Admin. & Support/Waste Mgmt. & Remediation	137	1%	2,336	-8%	14,049,469	-5%
Educational Services	72	3%	3,269	-13%	37,998,687	-8%
Health Care and Social Assistance	345	3%	8,857	15%	81,583,862	18%
Arts, Entertainment and Recreation	29	4%	419	3%	1,685,069	-10%
Accommodation and Food Services	249	2%	5,382	-5%	17,639,613	-8%
Other Services (except Public Administration)	261	-9%	1,906	-15%	13,050,705	-16%
Public Administration	NA	NA	NA	NA	NA	NA
Other	3	-25%	9	63%	25,537	-62%
<b>TOTAL</b>	<b>2,556</b>	<b>-1%</b>	<b>45,602</b>	<b>-4%</b>	<b>437,686,348</b>	<b>-165%</b>

See pages 180 & 181 for the detailed demographic data for this district.

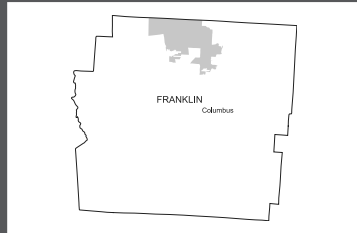




# 21<sup>ST</sup>

## TWENTY-FIRST HOUSE DISTRICT

### DISTRICT MAP



### DESCRIPTION

Based in Franklin County, this district includes Minerva Park, Worthington and parts of Mifflin Twp., Perry Twp., Sharon Twp., and nine plus wards of the city of Columbus, located within the 3<sup>rd</sup> Senate District.

### POLITICAL LANDSCAPE

**Political Republican Index:** '08 49.20% '10 46.42%

#### Results ('08 House):

Jay Perez (D) 45.13%  
Kevin Bacon (R) 51.55%

#### '08 Presidential Results:

Barack Obama (D) 59.05%  
John McCain (R) 39.53%

**Democrats say:** VP of family-owned company Marcy Enterprises, David is the kind of real person—not career politician—that will resonate in this district prime for Dems. Opponent Duffey has the same chances for success this fall in Columbus as his Michigan Wolverines.

**Republicans say:** Duffey is a household name in the 21<sup>st</sup> House District. The Worthington City Councilman continues the tradition of keeping this seat Republican.

### ECONOMIC PROFILE

INDUSTRIES	# of Establishments		Employment		Payroll	
	'07	'09	'07	'09	'07	'09
Agriculture, Forestry, Fishing and Hunting	NA	NA	NA	NA	NA	NA
Mining	NA	NA	NA	NA	NA	NA
Utilities	5	-17%	85	14%	2,452,881	14%
Construction	127	-16%	1,170	-16%	12,799,363	-9%
Manufacturing	77	-6%	4,719	-7%	65,863,975	-10%
Wholesale Trade	166	-2%	2,134	11%	35,909,817	18%
Retail Trade	319	-1%	5,072	-12%	35,367,512	-11%
Transportation and Warehousing	39	0%	491	9%	4,010,607	-3%
Information	43	-7%	679	-23%	9,156,291	-27%
Finance and Insurance	288	-19%	4,522	-12%	64,355,858	-17%
Real Estate and Rental and Leasing	159	2%	925	-5%	8,956,198	0%
Professional, Scientific and Technical Services	397	-5%	4,094	-5%	59,442,289	-5%
Management of Companies and Enterprises	28	-7%	1,146	0%	23,461,636	8%
Admin. & Support/Waste Mgmt. & Remediation	174	-3%	9,291	-14%	65,490,004	-14%
Educational Services	81	-2%	3,280	4%	38,357,703	8%
Health Care and Social Assistance	340	7%	7,906	19%	58,351,142	9%
Arts, Entertainment and Recreation	28	-10%	570	-12%	2,590,107	-11%
Accommodation and Food Services	249	-7%	5,195	-9%	20,083,488	-19%
Other Services (except Public Administration)	208	-1%	1,610	1%	14,497,807	2%
Public Administration	NA	NA	NA	NA	NA	NA
Other	10	11%	10	11%	10	11%
<b>TOTAL</b>	<b>2,738</b>	<b>-5%</b>	<b>52,898</b>	<b>-5%</b>	<b>521,146,688</b>	<b>-6%</b>

See pages 180 & 181 for the detailed demographic data for this district.

### CANDIDATES

#### DAVID ROBINSON (D-WORTHINGTON)

**Experience:** Current vice president, Marcy Enterprises; Management Hroizons, research analyst and assistant

**Occupation:** Businessman

**Education:** Bachelors in Honors Accounting, The Ohio State University; M.A. Theological Studies, Chicago Theological Seminary; PhD Theology and Psychology, Emory University

**Campaign Committee:** Robinson for Ohio, 550 E. Walnut Street, Columbus, OH 43215

**Website:** robinsonforohio.com

#### MIKE DUFFEY (R-WORTHINGTON)

**Experience:** Hannah News Service reporter; intern, U.S. Rep. John Kasich

**Occupation:** Director of Media Relations, Hinson Ltd. Public Relations

**Education:** B.A. Political Science, University of Michigan; attended The Ohio State University Law School

**Campaign Committee:** Citizens for Duffey, 645 Farrington Drive, Worthington, OH 43085

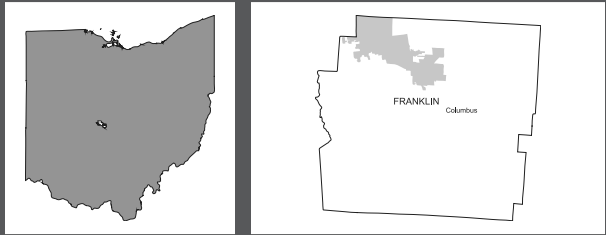
**Website:** mikeduffey.com

# 22ND



## TWENTY-SECOND HOUSE DISTRICT

### DISTRICT MAP



### DESCRIPTION

Based in Franklin County, this District includes Dublin, Riverlea and parts of Clinton Twp., Perry Twp., Washington Twp., Sharon Twp., and 11 full wards of the city of Columbus, located within the 16<sup>th</sup> Senate District.

### POLITICAL LANDSCAPE

**Political Republican Index:** '08 51.04% '10 48.86%

**Results ('08 House):**  
 John Patrick Carney (D) 56.57%  
 Michael Keenan (R) 43.43%

**'08 Presidential Results:**  
 Barack Obama (D) 54.72%  
 John McCain (R) 43.72%

**Democrats say:** Consensus-building freshman has passed major legislation and earned a reputation for working across the aisle, which we expect voters to reward with a second term.

**Republicans say:** A teacher and hard campaigner, Rhodes forces the Democrat to work extremely hard this year.

### CANDIDATES

#### JOHN PATRICK CARNEY (D-COLUMBUS) ★

**Experience:** Porter, Wright, Morris & Arthur LLP, current; former president of Undergraduate Student Government at Ohio State

**Occupation:** Attorney

**Education:** B.A., The Ohio State University; J.D., The Ohio State University

**Campaign Committee:** Citizens to Elect John Patrick Carney, 357 E. Torrence Road, Columbus, OH 43214

**Website:** votecarney.com

#### ANGEL RHODES (R-DUBLIN)

**Experience:** Professor and director of the School Counseling Graduate Program for the Capital University branch of the University of Dayton

**Occupation:** Professor

**Memberships:** Ohio Counseling Association; Board Member, Ohio School Counseling Association

**Education:** Bachelors in Psychology and Sociology, The Ohio State University; Masters in Community Counseling, University of Dayton; Ph.D. in School Counseling and Community Counseling, The Ohio State University

**Campaign Committee:** Citizens for Rhodes, 7373 Christie Chapel Road, Dublin, OH 43017

**Website:** angelrhodes.com

#### COREY ANSEL (GREEN)

#### MARK NOBLE (LIBERTARIAN)

**Website:** voteformoble.com

### ECONOMIC PROFILE

INDUSTRIES	# of Establishments		Employment		Payroll	
	'07-'09	% Change '07-'09	'07-'09	% Change '07-'09	'07-'09	% Change '07-'09
Agriculture, Forestry, Fishing and Hunting	NA	NA	NA	NA	NA	NA
Mining	NA	NA	NA	NA	NA	NA
Utilities	5	0%	240	4%	4,716,693	-6%
Construction	160	-11%	1,762	-17%	24,691,007	-10%
Manufacturing	79	4%	1,724	-11%	21,316,862	-10%
Wholesale Trade	219	2%	4,179	8%	84,050,726	1%
Retail Trade	433	-3%	10,272	-6%	70,716,537	-7%
Transportation and Warehousing	34	-15%	953	-26%	11,758,271	-26%
Information	69	-5%	2,936	-20%	49,833,593	-7%
Finance and Insurance	387	-11%	8,715	-6%	146,437,224	-9%
Real Estate and Rental and Leasing	159	-17%	1,432	-2%	13,608,112	-1%
Professional, Scientific and Technical Services	604	-2%	8,427	1%	136,042,344	4%
Management of Companies and Enterprises	31	-11%	3,138	-5%	63,008,665	-35%
Admin. & Support/Waste Mgmt. & Remediation	189	-5%	7,210	-6%	62,109,951	-6%
Educational Services	80	14%	3,398	1%	42,882,905	9%
Health Care and Social Assistance	514	8%	16,040	5%	196,881,697	14%
Arts, Entertainment and Recreation	53	2%	1,387	-5%	7,120,871	-1%
Accommodation and Food Services	332	4%	7,150	-10%	26,801,758	-18%
Other Services (except Public Administration)	308	4%	3,448	7%	25,493,913	-2%
Public Administration	15	-17%	496	-54%	7,217,746	-52%
Other	11	83%	11	-13%	75,084	47%
<b>TOTAL</b>	<b>3,682</b>	<b>-2%</b>	<b>82,917</b>	<b>-4%</b>	<b>994,763,959</b>	<b>-5%</b>

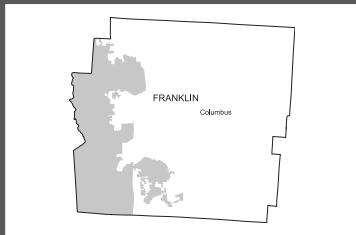
See pages 180 & 181 for the detailed demographic data for this district.



# 23RD

## TWENTY-THIRD HOUSE DISTRICT

### DISTRICT MAP



### DESCRIPTION

Based in Franklin County, this district includes Brown Twp., Grove City, Harrisburg, Hilliard, Pleasant Twp., Urbancrest, and parts of Jackson Twp., and two full wards of the city of Columbus, located within the 16<sup>th</sup> Senate District.

### POLITICAL LANDSCAPE

**Political Republican Index:** '08 57.38% '10 56.67%

#### Results ('08 House):

Keith Goldhardt (D) 41.26%  
Cheryl L. Grossman (R) 58.74%

#### '08 Presidential Results:

Barack Obama (D) 44.83%  
John McCain (R) 53.54%

**Democrats say:** This veteran and small business owner will connect with voters in western Franklin County where he has a strong opportunity for success.

**Republicans say:** Rep. Grossman is a tireless advocate for jobs and economic development and will keep this western Franklin County seat Republican.

### CANDIDATES

#### CHERYL GROSSMAN (R-GROVE CITY) ★

**Experience:** Nationwide Development Company

**Occupation:** Legislator

**Memberships:** Central Ohio YMCA, board member; Columbus-Franklin County Community Action Agency, board member; Public Works Integrating Committee, vice chair; Grove City Rotary, founding member; Southwest Education Foundation, board member; Natural Resources Assistance Council, board member; Grove City Chamber of Commerce; Hilliard Area Chamber of Commerce; Dublin Chamber of Commerce; Southwest Area Historical Society

**Education:** Jo Ann Davidson Leadership Institute; National League of Cities Leadership—Bronze Designation; Mayors Court Certification; MIMS Certification

**Campaign Committee:** Citizens for Cheryl Grossman Committee, 3955 Brown Park Drive., Suite A, Hilliard, OH 43026

#### STEVEN HARP (D-COLUMBUS)

**Campaign Committee:** Campaign to Elect Steven Harp, 3140 Fishing Road, Columbus, OH 43221

#### CASEY D. BORDERS (LIBERTARIAN)

**Experience:** Application Developer, TuneWiki, Inc.; Software Engineer, DSCL; Software Engineer, Sensis (New York)

**Occupation:** Software Engineer

**Memberships:** Libertarian Party of Ohio; Buckeye Firearms Association

**Education:** B.S., Computer Engineering and Electronic Engineering, DeVry University

**Website:** caseyborders.com

### ECONOMIC PROFILE

INDUSTRIES	# of Establishments	% Change '07-'09	Employment	% Change '07-'09	Payroll	% Change '07-'09
Agriculture, Forestry, Fishing and Hunting	6	-14%	130	1%	1,215,051	10%
Mining	NA	NA	NA	NA	NA	NA
Utilities	NA	NA	NA	NA	NA	NA
Construction	181	-9%	2,188	-21%	26,841,500	-25%
Manufacturing	83	-3%	3,238	-3%	36,582,270	-3%
Wholesale Trade	128	2%	2,198	-10%	24,654,774	-7%
Retail Trade	398	3%	8,829	5%	51,777,501	8%
Transportation and Warehousing	77	-1%	4,500	-7%	38,314,766	-14%
Information	48	20%	1,471	6%	35,060,534	6%
Finance and Insurance	142	0%	2,142	-17%	28,386,064	-22%
Real Estate and Rental and Leasing	103	-7%	604	5%	5,029,737	10%
Professional, Scientific and Technical Services	189	-2%	2,277	6%	37,771,912	-9%
Management of Companies and Enterprises	10	11%	1,193	19%	16,939,875	-18%
Admin. & Support/Waste Mgmt. & Remediation	152	-4%	4,208	11%	29,748,718	11%
Educational Services	68	5%	3,735	-8%	46,924,530	5%
Health Care and Social Assistance	288	8%	4,786	16%	50,652,468	13%
Arts, Entertainment and Recreation	31	-9%	626	-17%	3,245,759	-33%
Accommodation and Food Services	260	3%	6,262	-4%	21,305,674	-4%
Other Services (except Public Administration)	174	-3%	1,491	-11%	9,036,342	-12%
Public Administration	24	-8%	527	-10%	8,012,315	6%
Other	13	225%	24	317%	108,005	371%
TOTAL	2,375	1%	50,428	-1%	471,607,795	-4%

INDUSTRIES	# of Establishments	% Change '07-'09	Employment	% Change '07-'09	Payroll	% Change '07-'09
Agriculture, Forestry, Fishing and Hunting	6	-14%	130	1%	1,215,051	10%
Mining	NA	NA	NA	NA	NA	NA
Utilities	NA	NA	NA	NA	NA	NA
Construction	181	-9%	2,188	-21%	26,841,500	-25%
Manufacturing	83	-3%	3,238	-3%	36,582,270	-3%
Wholesale Trade	128	2%	2,198	-10%	24,654,774	-7%
Retail Trade	398	3%	8,829	5%	51,777,501	8%
Transportation and Warehousing	77	-1%	4,500	-7%	38,314,766	-14%
Information	48	20%	1,471	6%	35,060,534	6%
Finance and Insurance	142	0%	2,142	-17%	28,386,064	-22%
Real Estate and Rental and Leasing	103	-7%	604	5%	5,029,737	10%
Professional, Scientific and Technical Services	189	-2%	2,277	6%	37,771,912	-9%
Management of Companies and Enterprises	10	11%	1,193	19%	16,939,875	-18%
Admin. & Support/Waste Mgmt. & Remediation	152	-4%	4,208	11%	29,748,718	11%
Educational Services	68	5%	3,735	-8%	46,924,530	5%
Health Care and Social Assistance	288	8%	4,786	16%	50,652,468	13%
Arts, Entertainment and Recreation	31	-9%	626	-17%	3,245,759	-33%
Accommodation and Food Services	260	3%	6,262	-4%	21,305,674	-4%
Other Services (except Public Administration)	174	-3%	1,491	-11%	9,036,342	-12%
Public Administration	24	-8%	527	-10%	8,012,315	6%
Other	13	225%	24	317%	108,005	371%
TOTAL	2,375	1%	50,428	-1%	471,607,795	-4%

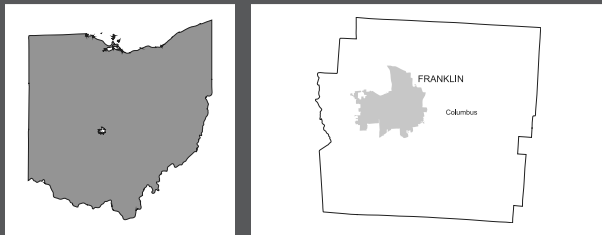
See pages 180 & 181 for the detailed demographic data for this district.



# 24TH TWENTY-FOURTH HOUSE DISTRICT



## DISTRICT MAP



### DESCRIPTION

Based in Franklin County, this district includes Grandview Hts., Marble Cliff, Upper Arlington, Valley View, and parts of Clinton Twp., Franklin Twp., Norwich Twp., Perry Twp., Prairie Twp., and five full wards of the city of Columbus, located within the 16<sup>th</sup> Senate District.

## CANDIDATES

### TED CELESTE (D-COLUMBUS) ★

**Experience:** Current president of Celeste & Associates Real Estate, Inc.; former chairman, The Ohio State University Board of Trustees

**Occupation:** Realtor

**Memberships:** Tech Columbus Board of Trustees; SciTech Board of Trustees; Co-Chair of Council of State Governments Subcommittee on Innovation and Entrepreneurship

**Education:** B.A., Psychology, College of Wooster

**Campaign Committee:** Citizens with Celeste, 366 E. Broad Street, Columbus, OH 43215

**Website:** tedceleste.com

### NATHAN LARGER (R-HILLIARD)

**Occupation:** Project Manager, Ferguson Construction

**Education:** Bachelor's in Construction Systems Management, The Ohio State University

**Website:** nathanlarger.com

## POLITICAL LANDSCAPE

**Political Republican Index:**

	'08	'10
	50.26%	48.31%

**Results ('08 House):**

Ted Celeste	(D)	57.77%
Tim Rankin	(R)	42.23%

**'08 Presidential Results:**

Barack Obama	(D)	55.57%
John McCain	(R)	42.82%

**Democrats say:** Will cruise to victory this fall after strong career fighting for working families and being responsive to constituents.

**Republicans say:** After a hard fought primary win, Larger will identify with the voters of this district who are tired of the "Two Tax-Hike Teds" killing jobs in Franklin County.

## ECONOMIC PROFILE

INDUSTRIES	# of Establishments		Employment		Payroll	
	'07-'09	% Change '07-'09	'07-'09	% Change '07-'09	'07-'09	% Change '07-'09
Agriculture, Forestry, Fishing and Hunting	NA	NA	NA	NA	NA	NA
Mining	NA	NA	NA	NA	NA	NA
Utilities	NA	NA	NA	NA	NA	NA
Construction	224	-7%	3,430	-24%	45,629,236	-23%
Manufacturing	152	-6%	6,021	-19%	81,417,363	-26%
Wholesale Trade	338	-1%	6,053	-8%	81,378,785	-11%
Retail Trade	411	-3%	8,425	-8%	61,486,089	-9%
Transportation and Warehousing	126	-2%	7,140	-29%	73,038,323	-33%
Information	72	-4%	4,439	1%	67,352,713	-8%
Finance and Insurance	191	-8%	1,740	-16%	24,841,565	-13%
Real Estate and Rental and Leasing	142	-10%	1,130	-15%	10,685,258	-7%
Professional, Scientific and Technical Services	410	-7%	6,617	-2%	106,963,755	0%
Management of Companies and Enterprises	26	13%	1,911	15%	48,163,498	-32%
Admin. & Support/Waste Mgmt. & Remediation	188	-1%	6,857	-6%	52,126,052	-2%
Educational Services	58	9%	2,734	17%	30,614,438	20%
Health Care and Social Assistance	228	1%	15,010	3%	190,502,011	10%
Arts, Entertainment and Recreation	25	-14%	430	6%	2,206,222	3%
Accommodation and Food Services	262	2%	6,234	3%	26,573,532	-1%
Other Services (except Public Administration)	349	2%	2,650	-1%	21,198,526	-4%
Public Administration	31	7%	3,664	-5%	60,836,690	-7%
Other	15	150%	46	763%	249,884	1108%
<b>TOTAL</b>	<b>3,248</b>	<b>-3%</b>	<b>84,532</b>	<b>-7%</b>	<b>985,263,940</b>	<b>-10%</b>

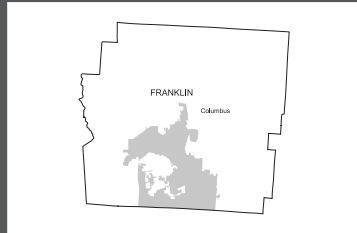
See pages 180 & 181 for the detailed demographic data for this district.



# 25TH

## TWENTY-FIFTH HOUSE DISTRICT

### DISTRICT MAP



### DESCRIPTION

Based in Franklin County, this district includes Hamilton Twp., Lockbourne, and parts of Franklin Twp., Jackson Twp., and 12 full wards of the city of Columbus, located within the 15<sup>th</sup> Senate District.

### POLITICAL LANDSCAPE

**Political Republican Index:**

	'08	'10
	40.56%	40.38%

#### Results ('08 House):

Dan Stewart	(D)	65.31%
Daryl Hennessy	(R)	34.69%

#### '08 Presidential Results:

Barack Obama	(D)	59.05%
John McCain	(R)	38.86%

**Democrats say:** Stinziano's commitment to service and hard work is in his blood and Dems expect to retain this Democratic seat.

**Republicans say:** After a decisive primary victory, this first time candidate will surprise many with his work ethic in this district.

### CANDIDATES MICHAEL STINZIANO (D-COLUMBUS)

**Experience:** Franklin County Board of Elections director; Assistant to Legal Counsel, Ohio Secretary of State; Law Clerk, McTigue Law Group; Law Clerk, House Democratic Caucus; Legal Extern, The Supreme Court of Ohio; Financial Manager, Woodrow Wilson International

**Occupation:** Attorney

**Memberships:** St. Francis of Assisi Parish; Gladden Community House, board member; Short North Civic Association; Columbus Italian Club; Hilltop Kiwanis; Columbus Bar Association; Ohio State Bar Association; Dispute Resolution Association; Public Interest Law Foundation

**Education:** B.A., Leadership Studies, University of Richmond; Masters of Public Administration, George Washington University; J.D., The Ohio State University Moritz College of Law

**Campaign Committee:** Citizens for Stinziano, 550 E. Walnut Street, Columbus, OH 43215

**Website:** michaelstinziano.com

### SCOTT ALAN HUBBARD (R-COLUMBUS)

**Occupation:** Small Business Owner-Logistics

**Education:** A.A. General Studies, Ashland University

**Campaign Committee:** Friends for Scott Alan Hubbard, 52 Demorest Road, Columbus, OH 43204

**Website:** hubbard4staterep.com

### ECONOMIC PROFILE

INDUSTRIES	# of Establishments		Employment		Payroll	
	'07-'09	% Change '07-'09	'07-'09	% Change '07-'09	'07-'09	% Change '07-'09
Agriculture, Forestry, Fishing and Hunting	NA	NA	NA	NA	NA	NA
Mining	5	25%	51	-37%	1,073,636	13%
Utilities	NA	NA	NA	NA	NA	NA
Construction	129	-15%	2,254	-17%	29,029,742	-12%
Manufacturing	90	-12%	2,408	-16%	22,351,395	-20%
Wholesale Trade	119	-1%	2,510	-9%	30,970,739	-8%
Retail Trade	308	-1%	4,952	-10%	31,734,522	-12%
Transportation and Warehousing	98	10%	3,713	-5%	35,237,829	-11%
Information	29	-3%	752	-7%	10,487,831	-12%
Finance and Insurance	108	-10%	7,016	-12%	215,516,451	-27%
Real Estate and Rental and Leasing	102	-9%	1,180	-8%	13,837,318	-16%
Professional, Scientific and Technical Services	239	1%	2,536	-7%	41,099,204	0%
Management of Companies and Enterprises	20	5%	4,387	2%	159,743,829	-6%
Admin. & Support/Waste Mgmt. & Remediation	93	-20%	2,588	-13%	17,491,576	-19%
Educational Services	NA	NA	NA	NA	NA	NA
Health Care and Social Assistance	232	-2%	9,407	-7%	93,872,064	-5%
Arts, Entertainment and Recreation	27	13%	1,127	-10%	28,679,480	15%
Accommodation and Food Services	256	3%	5,594	5%	20,713,785	8%
Other Services (except Public Administration)	189	-5%	2,263	-3%	13,217,479	-8%
Public Administration	21	17%	4,863	9%	80,675,411	17%
Other	5	25%	8	41%	27,397	56%
<b>TOTAL</b>	<b>2,070</b>	<b>-3%</b>	<b>57,608</b>	<b>-6%</b>	<b>845,759,688</b>	<b>-11%</b>

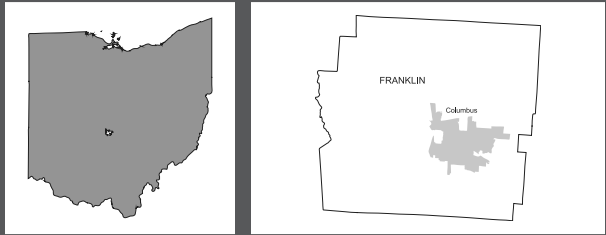
See pages 180 & 181 for the detailed demographic data for this district.

# 26TH



## TWENTY-SIXTH HOUSE DISTRICT

### DISTRICT MAP



### DESCRIPTION

Based in Franklin County, this district includes parts of Madison Twp., and almost 17 full wards of the city of Columbus, located within the 15<sup>th</sup> Senate District.

### POLITICAL LANDSCAPE

**Political Republican Index:**

	'08	'10
	23.34%	21.77%

#### Results ('08 House):

Tracy Heard	(D)	83.14%
Joseph Healy	(R)	16.86%

#### '08 Presidential Results:

Barack Obama	(D)	82.24%
John McCain	(R)	16.62%

**Democrats say:** Will be successful in her reelection bid as she has quickly become a household name in her district.

**Republicans say:** In a tough district for Republicans, Joe Healy will work until the very end.

### ECONOMIC PROFILE

INDUSTRIES	# of Establishments		Employment		Payroll	
	'07-'09	% Change '07-'09	'07-'09	% Change '07-'09	'07-'09	% Change '07-'09
Agriculture, Forestry, Fishing and Hunting	NA	NA	NA	NA	NA	NA
Mining	NA	NA	NA	NA	NA	NA
Utilities	NA	NA	NA	NA	NA	NA
Construction	146	-5%	2,381	-13%	30,342,294	-14%
Manufacturing	148	-3%	7,165	-9%	99,409,152	-13%
Wholesale Trade	165	-5%	2,512	-11%	33,583,713	-16%
Retail Trade	357	-10%	3,669	-24%	27,113,143	-25%
Transportation and Warehousing	94	-7%	3,168	-12%	29,357,463	-18%
Information	62	13%	2,949	-1%	42,727,686	0%
Finance and Insurance	209	-17%	4,708	-17%	120,247,198	-19%
Real Estate and Rental and Leasing	197	-7%	2,654	-12%	26,774,709	-17%
Professional, Scientific and Technical Services	671	0%	8,672	1%	145,548,705	4%
Management of Companies and Enterprises	36	9%	2,945	-14%	62,757,235	-17%
Admin. & Support/Waste Mgmt. & Remediation	152	-6%	5,516	-9%	42,879,769	-9%
Educational Services	71	-1%	11,189	7%	115,922,833	9%
Health Care and Social Assistance	338	2%	19,361	2%	229,620,366	5%
Arts, Entertainment and Recreation	29	-17%	803	-19%	5,187,356	-17%
Accommodation and Food Services	267	-4%	6,126	-19%	27,326,282	-23%
Other Services (except Public Administration)	367	-5%	3,631	-9%	37,909,905	-5%
Public Administration	138	-3%	20,217	-6%	323,304,306	-14%
Other	7	NA	12	NA	72,714	NA
<b>TOTAL</b>	<b>3,454</b>	<b>-4%</b>	<b>107,675</b>	<b>-7%</b>	<b>1,400,084,829</b>	<b>-9%</b>

### CANDIDATES

#### TRACY HEARD (D-COLUMBUS) ★

**Experience:** Political and public relations consultant, Millennium Solutions; Executive Director, Livingston Avenue Collaborative for Community Development; Ohio Senate legislative aide

**Occupation:** Legislator

**Memberships:** Deaconess Board at Smyrna Missionary Baptist Church

**Education:** B.A., Communications, University of Akron

**Campaign Committee:** Friends of Heard, 87 S. Hampton Road, Columbus, OH 43213

#### JOSEPH A. HEALY (R-COLUMBUS)

**Experience:** Painting and home maintenance contractor

**Occupation:** Business owner

**Education:** The Ohio State University

**Campaign Committee:** Citizens for Joseph Healy, 865 Macon Alley, Columbus, OH 43206

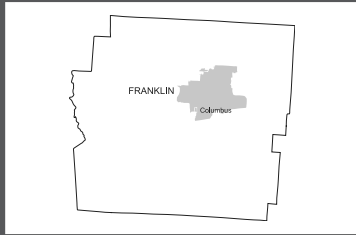




# 27TH

## TWENTY-SEVENTH HOUSE DISTRICT

### DISTRICT MAP



### DESCRIPTION

Based in Franklin County, this district includes parts of Clinton Twp., Mifflin Twp., and 13 full wards of the city of Columbus, located within the 15<sup>th</sup> Senate District.

### POLITICAL LANDSCAPE

**Political Republican Index:** '08 19.54% '10 18.37%

#### Results ('08 House):

W. Carlton Weddington (D) 83.09%  
Jim Hunter (R) 16.91%

#### '08 Presidential Results:

Barack Obama (D) 84.52%  
John McCain (R) 14.08%

**Democrats say:** Has earned a name for himself fighting for his constituents and will easily win a 2<sup>nd</sup> term.

**Republicans say:** Cyrus has made a name for herself with the Ohio State College Republicans; her youth and knowledge of the issues will appeal to campus-area voters.

### ECONOMIC PROFILE

INDUSTRIES	# of Establishments	% Change '07-'09	Employment	% Change '07-'09	Payroll	% Change '07-'09
Agriculture, Forestry, Fishing and Hunting	NA	NA	NA	NA	NA	NA
Mining	NA	NA	NA	NA	NA	NA
Utilities	2	-33%	117	-42%	2,047,869	-36%
Construction	170	-7%	2,464	-25%	30,785,076	-26%
Manufacturing	106	-9%	4,821	-12%	76,484,060	-12%
Wholesale Trade	129	-7%	2,088	-22%	28,547,318	-29%
Retail Trade	384	1%	8,332	-9%	56,706,525	-24%
Transportation and Warehousing	92	6%	9,368	3%	181,028,670	10%
Information	23	15%	714	37%	11,619,464	36%
Finance and Insurance	85	-11%	6,805	26%	104,726,783	13%
Real Estate and Rental and Leasing	96	-3%	1,447	4%	12,643,205	6%
Professional, Scientific and Technical Services	119	-12%	2,081	-1%	33,317,384	7%
Management of Companies and Enterprises	21	-9%	814	-12%	32,104,942	-57%
Admin. & Support/Waste Mgmt. & Remediation	89	-13%	4,506	-4%	58,667,284	24%
Educational Services	NA	NA	NA	NA	NA	NA
Health Care and Social Assistance	159	3%	5,261	21%	46,519,621	41%
Arts, Entertainment and Recreation	16	-16%	649	6%	3,783,660	-6%
Accommodation and Food Services	250	2%	6,656	-3%	25,950,955	-9%
Other Services (except Public Administration)	152	-7%	1,548	-6%	10,429,418	-8%
Public Administration	5	25%	1,015	16%	13,994,663	96%
Other	6	NA	11	NA	40,942	NA
<b>TOTAL</b>	<b>1,904</b>	<b>-3%</b>	<b>58,698</b>	<b>-1%</b>	<b>729,397,839</b>	<b>-4%</b>

See pages 180 & 181 for the detailed demographic data for this district.

### CANDIDATES

#### W. CARLTON WEDDINGTON (D-COLUMBUS) ★

**Experience:** Franklin County Dept of Job and Family Services, liaison officer; Franklin County Clerk of Courts, auto title branch manager; Columbus City Council, legislative aide to Les Wright; U.S. Congress, caseworker/staff assistant to Sheila Jackson-Lee

**Occupation:** Legislator

**Education:** B.A., Political Science, Hampton University

**Campaign Committee:** Committee to Elect W. Carlton Weddington, 75 N. Ohio Avenue, Columbus, OH 43215

**Website:** wcarltonweddington.com

#### MEAGAN CYRUS (R-COLUMBUS)

**Occupation:** Student

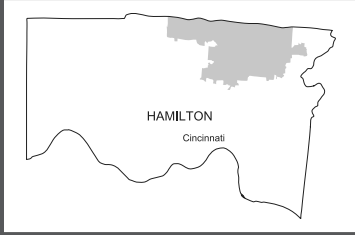
**Memberships:** Chair, Ohio State College Republicans

**Campaign Committee:** Committee to Elect Meagan Cyrus, 865 Macon Alley, Columbus, OH 43206

# 28TH

## TWENTY-EIGHTH HOUSE DISTRICT

### DISTRICT MAP



### DESCRIPTION

In Hamilton County including: Arlington Hts., Blue Ash, Evendale, Fairfield, Forest Park, Glendale, Lincoln Hts., Lockland, Montgomery, Reading, Sharonville, Springdale, Woodlawn and Wyoming; located within the 8<sup>th</sup> Senate District.

### POLITICAL LANDSCAPE

**Political Republican Index:** '08 54.68% '10 52.99%

**Results ('08 House):**  
 Connie Pillich (D) 54.85%  
 Virgil Lovitt (R) 45.15%

**'08 Presidential Results:**  
 Barack Obama (D) 54.27%  
 John McCain (R) 44.72%

**Democrats say:** Has worked across the aisle and fought for key legislation to protect veterans and create jobs in Ohio. Will continue to demonstrate her practical, bipartisan approach to voters and will secure their support for a 2<sup>nd</sup> term.

**Republicans say:** Mike Wilson wins against a weak incumbent who rode the Obama wave in 2008; the people of the 28<sup>th</sup> District have been Taxed Enough Already!

### CANDIDATES

#### CONNIE PILLICH (D-CINCINNATI) ★

**Experience:** Webb and Pillich LLC, current partner

**Occupation:** Attorney

**Memberships:** Greater Sycamore Soccer Association; National Soccer Association for Youth; Girl Scouts—Great Rivers Council

**Education:** B.B.A., University of Oklahoma; M.B.A., University of N. Dakota; J.D., University of Cincinnati

**Campaign Committee:** Friends of Connie Pillich, 2328 Easthill Avenue, Cincinnati, OH 45208

**Website:** conniepillich.com

#### MIKE WILSON (R-CINCINNATI)

**Experience:** OneNet Communications; Cincinnati Equitable Insurance; PCMS Datafit

**Occupation:** Technical Manager, PCMS Datafit

**Memberships:** Cincinnati Tea Party, founder; Ohio Liberty Council, co-founder; Sacred Heart Parish; National Rifle Association

**Education:** B.S., Applied Mathematics, University of Cincinnati

**Campaign Committee:** Citizens for Mike Wilson, 2159 Deer Meadow Drive, Cincinnati, OH 45240

**Website:** citizensformikewilson.com

#### BRYANT CALLAGHAN (LIBERTARIAN-CINCINNATI)

**Experience:** President and owner of Tri-State Marketing, Inc.

**Occupation:** Manufacturer's Representative

**Memberships:** Boy Scouts of America—Eagle Scout

**Education:** B.B.A., University of Cincinnati

**Campaign Committee:** Citizens for Bryant Callaghan, 560 Cody Pass, Wyoming, OH 45215

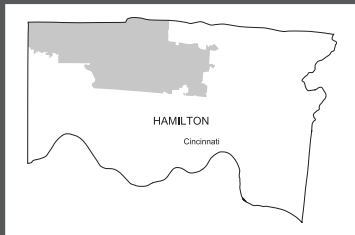
### ECONOMIC PROFILE

INDUSTRIES	# of Establishments		Employment		Payroll	
	'07-'09	% Change '07-'09	'07-'09	% Change '07-'09	'07-'09	% Change '07-'09
Agriculture, Forestry, Fishing and Hunting	NA	NA	NA	NA	NA	NA
Mining	NA	NA	NA	NA	NA	NA
Utilities	NA	NA	NA	NA	NA	NA
Construction	321	-6%	6,345	-9%	79,007,069	-10%
Manufacturing	395	1%	26,119	-4%	494,622,167	-2%
Wholesale Trade	581	-4%	9,856	-3%	161,422,724	-6%
Retail Trade	619	-6%	11,018	-11%	76,502,391	-10%
Transportation and Warehousing	122	-3%	5,197	12%	53,744,435	14%
Information	72	-3%	2,254	-2%	35,770,495	-4%
Finance and Insurance	433	-5%	5,287	-27%	101,457,904	-22%
Real Estate and Rental and Leasing	187	-3%	1,919	-18%	24,367,629	-28%
Professional, Scientific and Technical Services	633	-3%	11,651	1%	171,776,081	1%
Management of Companies and Enterprises	46	2%	4,604	22%	121,614,752	57%
Admin. & Support/Waste Mgmt. & Remediation	325	3%	8,972	-6%	74,315,015	-2%
Educational Services	103	3%	5,416	2%	52,687,766	3%
Health Care and Social Assistance	483	1%	13,521	6%	122,808,785	5%
Arts, Entertainment and Recreation	36	-14%	746	-11%	3,767,136	-2%
Accommodation and Food Services	365	-2%	8,581	-3%	31,781,452	-5%
Other Services (except Public Administration)	396	-5%	3,386	-6%	27,246,040	-5%
Public Administration	60	3%	1,136	6%	14,325,358	5%
Other	12	300%	31	411%	167,901	952%
<b>TOTAL</b>	<b>5,189</b>	<b>-3%</b>	<b>126,041</b>	<b>-3%</b>	<b>1,647,385,100</b>	<b>-1%</b>



## TWENTY-NINTH HOUSE DISTRICT

### DISTRICT MAP



### DESCRIPTION

Based in Hamilton County, this district includes Colerain Twp., Crosby Twp., Greenhills, Mount Healthy, North College Hill, and parts of Harrison Twp., and Springfield Twp., located within the 8<sup>th</sup> Senate District.

### POLITICAL LANDSCAPE

**Political Republican Index:**

	'08	'10
	60.87%	59.71%

#### Results ('08 House):

Adam Noe	(D)	45.34%
Louis W. Blessing	(R)	54.66%

#### '08 Presidential Results:

Barack Obama	(D)	46.18%
John McCain	(R)	52.76%

**Democrats say:** Grassroots campaigner and community leader will pose a threat to long-time Columbus incumbent.

**Republicans say:** Blessing will coast to victory this November.

### CANDIDATES

#### LOUIS W. BLESSING JR. (R-CINCINNATI) ★

**Experience:** Ohio Senate

**Occupation:** Attorney; Legislator

**Memberships:** St. Ann's Church; Knights of Columbus; Phi Kappa Theta Fraternity Alumni; Hamilton County Republican Central Committee; Colerain Township Republican Club

**Education:** B.B.A., Economics, University of Cincinnati; J.D., Salmon P. Chase College of Law, Northern Kentucky University

**Campaign Committee:** Committee to Elect Blessing, 3153 McGill Lane, Cincinnati, OH 45251

#### LIZ PING (D-CINCINNATI)

**Experience:** Retired Associate Librarian, Miami University Oxford

**Education:** Attended Miami University; Completed Court

Appointed Special Advocate training

**Campaign Committee:** Friends of Liz Ping, 2135 Green Pine, Cincinnati, OH 45231

**Website:** lizping.com

### ECONOMIC PROFILE


INDUSTRIES	# of Establishments	% Change '07-'09	Employment	% Change '07-'09	Payroll	% Change '07-'09
Agriculture, Forestry, Fishing and Hunting	NA	NA	NA	NA	NA	NA
Mining	NA	NA	NA	NA	NA	NA
Utilities	NA	NA	NA	NA	NA	NA
Construction	180	-17%	1,410	-20%	17,327,376	-19%
Manufacturing	57	-8%	1,077	-23%	11,759,784	-23%
Wholesale Trade	58	-13%	787	-8%	7,784,291	-9%
Retail Trade	344	1%	5,965	-1%	33,173,987	-1%
Transportation and Warehousing	25	-22%	344	-17%	3,662,547	-22%
Information	12	9%	115	-48%	2,070,823	-23%
Finance and Insurance	99	3%	476	-8%	4,235,765	-3%
Real Estate and Rental and Leasing	62	2%	356	3%	2,622,473	3%
Professional, Scientific and Technical Services	94	-10%	568	-21%	4,537,948	-36%
Management of Companies and Enterprises	NA	NA	NA	NA	NA	NA
Admin. & Support/Waste Mgmt. & Remediation	101	13%	1,071	3%	10,718,302	-5%
Educational Services	60	0%	3,893	-1%	38,445,369	1%
Health Care and Social Assistance	166	0%	2,439	7%	17,841,788	11%
Arts, Entertainment and Recreation	34	21%	977	5%	4,477,975	-11%
Accommodation and Food Services	154	-1%	3,216	-1%	10,061,694	3%
Other Services (except Public Administration)	146	-7%	1,221	-3%	5,218,532	-6%
Public Administration	17	-15%	866	8%	10,970,739	8%
Other	NA	NA	NA	NA	NA	NA
<b>TOTAL</b>	<b>1,609</b>	<b>-4%</b>	<b>24,782</b>	<b>-4%</b>	<b>184,909,393</b>	<b>-6%</b>

# of Establishments	% Change '07-'09	Employment	% Change '07-'09	Payroll	% Change '07-'09
NA	NA	NA	NA	NA	NA
NA	NA	NA	NA	NA	NA
NA	NA	NA	NA	NA	NA
180	-17%	1,410	-20%	17,327,376	-19%
57	-8%	1,077	-23%	11,759,784	-23%
58	-13%	787	-8%	7,784,291	-9%
344	1%	5,965	-1%	33,173,987	-1%
25	-22%	344	-17%	3,662,547	-22%
12	9%	115	-48%	2,070,823	-23%
99	3%	476	-8%	4,235,765	-3%
62	2%	356	3%	2,622,473	3%
94	-10%	568	-21%	4,537,948	-36%
NA	NA	NA	NA	NA	NA
101	13%	1,071	3%	10,718,302	-5%
60	0%	3,893	-1%	38,445,369	1%
166	0%	2,439	7%	17,841,788	11%
34	21%	977	5%	4,477,975	-11%
154	-1%	3,216	-1%	10,061,694	3%
146	-7%	1,221	-3%	5,218,532	-6%
17	-15%	866	8%	10,970,739	8%
NA	NA	NA	NA	NA	NA
<b>1,609</b>	<b>-4%</b>	<b>24,782</b>	<b>-4%</b>	<b>184,909,393</b>	<b>-6%</b>

See pages 180 & 181 for the detailed demographic data for this district.



# 30TH THIRTIETH HOUSE DISTRICT



## DISTRICT MAP



### DESCRIPTION

Based in Hamilton County, this district includes Delhi Twp., Green Twp., Harrison, Miami Twp., Whitewater Twp., and parts of Harrison Twp., located within the 8<sup>th</sup> Senate District.

## CANDIDATES

### BOB MECKLENBORG (R-CINCINNATI) ★

**Experience:** Hyle & Mecklenborg Co. LPA; Assistant county prosecutor

**Occupation:** Attorney

**Memberships:** Cincinnati & Ohio State Bar Associations; Federalist Society

**Education:** B.A., Ohio University; J.D., University of Cincinnati

**Campaign Committee:** Mecklenborg for State Representative Committee, 5324 Edger Drive, Cincinnati, OH 45239

**Website:** meck4rep.com

### RICHARD LUKEN (D-CINCINNATI)

**Campaign Committee:** Luken 4 OH 30, 5987 Beechtop, Cincinnati, OH 45233

## POLITICAL LANDSCAPE

**Political Republican Index:**

	'08	'10
	73.38%	74.13%

#### Results ('08 House):

Bob Klug	(D)	25.71%
Bob Mecklenborg	(R)	74.29%

#### '08 Presidential Results:

Barack Obama	(D)	26.32%
John McCain	(R)	72.62%

**Democrats say:** Strong name ID will make this interesting.

**Republicans say:** A former assistant county prosecutor with a record of enacting real reform in Ohio, Rep. Mecklenborg will win handily in this solidly Republican district.

## ECONOMIC PROFILE

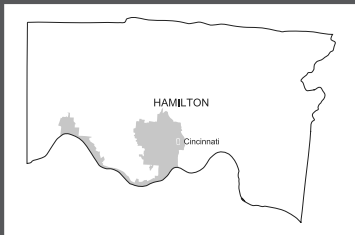
INDUSTRIES	# of Establishments		Employment		Payroll	
	'07-'09	% Change '07-'09	'07-'09	% Change '07-'09	'07-'09	% Change '07-'09
Agriculture, Forestry, Fishing and Hunting	6	0%	31	-30%	104,728	-21%
Mining	NA	NA	NA	NA	NA	NA
Utilities	8	0%	344	-10%	7,521,117	-16%
Construction	300	-12%	2,721	-8%	26,446,228	-8%
Manufacturing	102	1%	2,862	-11%	31,781,799	-13%
Wholesale Trade	121	-4%	1,398	-17%	17,875,945	-15%
Retail Trade	231	3%	4,095	-2%	21,071,936	3%
Transportation and Warehousing	41	-9%	419	-15%	3,980,925	6%
Information	20	-13%	132	-22%	1,146,870	-13%
Finance and Insurance	135	6%	883	2%	10,908,486	2%
Real Estate and Rental and Leasing	71	3%	321	-19%	2,213,823	-14%
Professional, Scientific and Technical Services	146	4%	788	-4%	7,110,101	-4%
Management of Companies and Enterprises	NA	NA	NA	NA	NA	NA
Admin. & Support/Waste Mgmt. & Remediation	99	-11%	923	-4%	6,534,050	0%
Educational Services	35	-13%	3,145	2%	29,241,906	-3%
Health Care and Social Assistance	191	9%	3,890	-1%	31,921,547	-1%
Arts, Entertainment and Recreation	31	-6%	497	-6%	1,373,312	-17%
Accommodation and Food Services	172	6%	4,094	-2%	11,472,033	-4%
Other Services (except Public Administration)	179	-2%	1,345	-9%	8,294,748	-15%
Public Administration	12	9%	443	6%	4,466,139	10%
Other	NA	NA	NA	NA	NA	NA
<b>TOTAL</b>	<b>1,900</b>	<b>-2%</b>	<b>28,332</b>	<b>-5%</b>	<b>223,465,693</b>	<b>-7%</b>



# 31ST

## THIRTY-FIRST HOUSE DISTRICT

### DISTRICT MAP



### DESCRIPTION

Based in Hamilton County, this district includes Cheviot, Cleves, North Bend, Addyston, and six full wards of the city of Cincinnati, located within the 9<sup>th</sup> Senate District.

### POLITICAL LANDSCAPE

<b>Political Republican Index:</b>	<b>'08</b>	<b>'10</b>
	49.61%	46.79%

#### Results ('08 House):

Denise Driehaus	(D)	68.57%
Steve Johnson	(R)	31.43%

#### '08 Presidential Results:

Barack Obama	(D)	62.63%
John McCain	(R)	36.19%

**Democrats say:** Legislative accomplishments and vocal advocacy for constituents will make this freshman tough to defeat.

**Republicans say:** Mike Robison is a very strong contender against a vulnerable incumbent; look for this seat to be in the Republican column this year.

### CANDIDATES

#### DENISE DRIEHAUS (D-CINCINNATI) ★

**Experience:** Current co-owner of Phillips Swim Club and Front Porch Coffeehouse

**Occupation:** Business owner

**Memberships:** Cincinnati Recreation Commission, president; Price Hill Civic Club; West Price Hill Merchants Association, vice president; Hamilton County Democratic Executive Committee

**Education:** B.A., Political Science, Miami University

**Campaign Committee:** Driehaus for State Representative, 4990 Rellum Avenue, Cincinnati, OH 45238

**Website:** denisedriehaus.com

#### MIKE ROBISON (R-CINCINNATI)

**Occupation:** Chief Human Resource Officer, Hamilton County Clerk of Courts

**Memberships:** St. Teresa of Avila; Elder High School Alumni Board of Directors; Hamilton County Domestic Violence Coordinating Council; Greater Cincinnati Public Service Recognition Committee

**Campaign Committee:** Friends of Mike Robison, 3118 Daytona Avenue, Cincinnati, OH 45211

**Website:** mikerobison.org

### ECONOMIC PROFILE

INDUSTRIES
Agriculture, Forestry, Fishing and Hunting
Mining
Utilities
Construction
Manufacturing
Wholesale Trade
Retail Trade
Transportation and Warehousing
Information
Finance and Insurance
Real Estate and Rental and Leasing
Professional, Scientific and Technical Services
Management of Companies and Enterprises
Admin. & Support/Waste Mgmt. & Remediation
Educational Services
Health Care and Social Assistance
Arts, Entertainment and Recreation
Accommodation and Food Services
Other Services (except Public Administration)
Public Administration
Other
TOTAL

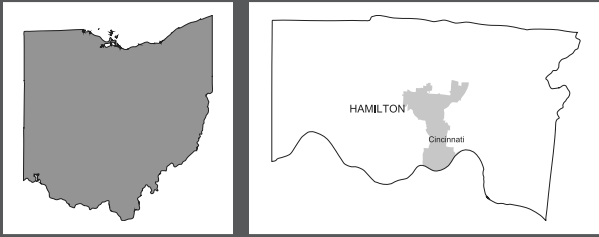
	# of Establishments	% Change '07-'09	Employment	% Change '07-'09	Payroll	% Change '07-'09
NA	NA	NA	NA	NA	NA	NA
NA	NA	NA	NA	NA	NA	NA
NA	NA	NA	NA	NA	NA	NA
136	-14%	1,362	-27%	13,946,138	-29%	
133	-2%	3,665	-14%	52,349,100	-11%	
87	-4%	1,330	-3%	18,321,969	-4%	
224	-3%	3,692	-3%	19,362,274	-3%	
35	-13%	1,073	-56%	7,958,282	-54%	
9	-18%	78	0%	592,286	-3%	
80	1%	1,283	-2%	17,381,709	-36%	
49	-20%	394	-9%	2,695,471	-21%	
79	-5%	651	0%	5,372,353	-5%	
NA	NA	NA	NA	NA	NA	
70	-7%	1,142	-4%	4,231,167	-16%	
42	2%	2,459	2%	23,528,369	0%	
160	5%	3,872	8%	27,861,970	5%	
14	8%	235	55%	901,607	13%	
124	0%	2,212	-10%	6,695,133	-8%	
129	-7%	1,310	-25%	7,781,455	-42%	
15	15%	290	133%	1,992,943	157%	
5	500%	11	NA	47,145	NA	
1,391	-4%	25,059	-10%	211,019,371	-15%	

See pages 180 & 181 for the detailed demographic data for this district.

# 32ND

## THIRTY-SECOND HOUSE DISTRICT

### DISTRICT MAP



### DESCRIPTION

Based in Hamilton County, this district includes parts of Springfield Twp. and 11 full wards of the city of Cincinnati, located within the 9<sup>th</sup> Senate District.

### POLITICAL LANDSCAPE

**Political Republican Index:**

	'08	'10
	30.29%	27.75%

#### Results ('08 House):

Dale Mallory	(D)	80.26%
Theo Barnes	(R)	19.74%

#### '08 Presidential Results:

Barack Obama	(D)	80.83%
John McCain	(R)	18.11%

**Democrats say:** Has worked on key issues for his constituents and strong name ID will result in success this fall.

**Republicans say:** As a small business owner in Hamilton County, Nebergall will give the Democrats a run for their money this fall.

### ECONOMIC PROFILE

INDUSTRIES	# of Establishments		Employment		Payroll	
	'07-'09	'07-'09	'07-'09	'07-'09	'07-'09	'07-'09
Agriculture, Forestry, Fishing and Hunting	NA	NA	NA	NA	NA	NA
Mining	NA	NA	NA	NA	NA	NA
Utilities	11	-15%	1,044	-14%	17,866,698	-15%
Construction	118	-4%	2,613	-12%	35,379,118	-7%
Manufacturing	156	-9%	6,576	8%	100,688,136	-4%
Wholesale Trade	178	-5%	3,183	-4%	79,449,435	14%
Retail Trade	333	-8%	3,543	-5%	28,034,259	2%
Transportation and Warehousing	68	-15%	4,724	-28%	55,884,921	-36%
Information	99	-11%	4,978	-8%	89,677,694	-11%
Finance and Insurance	299	6%	9,636	4%	229,024,701	-8%
Real Estate and Rental and Leasing	177	-12%	1,570	-6%	19,696,739	-4%
Professional, Scientific and Technical Services	690	-4%	15,952	-6%	260,263,958	-6%
Management of Companies and Enterprises	62	3%	13,554	-1%	370,703,194	-14%
Admin. & Support/Waste Mgmt. & Remediation	184	-8%	11,039	-8%	88,150,327	-11%
Educational Services	72	-12%	10,901	-3%	113,471,920	-7%
Health Care and Social Assistance	386	-2%	25,245	-5%	291,383,927	-2%
Arts, Entertainment and Recreation	41	-11%	3,298	-2%	56,670,740	-21%
Accommodation and Food Services	323	-1%	7,368	4%	31,816,856	9%
Other Services (except Public Administration)	291	-12%	2,767	-6%	22,685,000	-7%
Public Administration	66	14%	9,268	-12%	143,101,480	-6%
Other	8	NA	27	NA	348,071	NA
<b>TOTAL</b>	<b>3,562</b>	<b>-5%</b>	<b>137,285</b>	<b>-5%</b>	<b>2,034,297,174</b>	<b>-9%</b>

### CANDIDATES

#### DALE MALLORY (D-CINCINNATI) ★

**Experience:** Manufacturing Facilitator, General Electric Aircraft Engines

**Occupation:** Legislator

**Education:** Robert A. Taft High School

**Campaign Committee:** Mallory for State Representative, 917 Dayton Street, Cincinnati, OH 45214

#### ERIK NEBERGALL (R-CINCINNATI)

**Experience:** Owner, Meta Marketing; Cincinnati Milacron; management consultant, Deloitte

**Occupation:** Small Business Owner

**Memberships:** Volunteer, Emergency Support Services; Volunteer, Experimental Aircraft Association sponsored Young Eagles program


**Education:** B.S., Industrial Design, University of Cincinnati College of DAAP

**Campaign Committee:** Elect Erik Nebergall, 800 Compton Road, Building 13, Cincinnati, OH 45231

**Website:** eriknebergall.com

#### RYAN PRINTY (LIBERTARIAN)

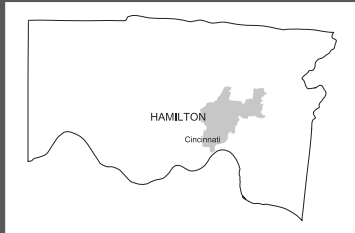




# 33RD

## THIRTY-THIRD HOUSE DISTRICT

### DISTRICT MAP



### DESCRIPTION

Based in Hamilton County, this district includes Deer Park, Elmwood Place, Golf Manor, Norwood, Silverton, St. Bernard and parts of Columbia Twp., Springfield Twp., Sycamore Twp. and five full wards of the city of Cincinnati, located within the 9th Senate District.

### POLITICAL LANDSCAPE

**Political Republican Index:** '08 32.56% '10 31.32%

**Results ('08 House):**  
 Tyrone K. Yates (D) 77.29%  
 Thomas Brown (R) 22.71%

**'08 Presidential Results:**  
 Barack Obama (D) 76.59%  
 John McCain (R) 22.56%

**Democrats say:** Smart, active and in touch with her constituents; will win the support in November.

**Republicans say:** A twice-elected auditor promoting fiscal responsibility throughout his career, Jim Stith is a fresh new face onto the political scene.

### ECONOMIC PROFILE

INDUSTRIES	# of Establishments	% Change '07-'09	Employment	% Change '07-'09	Payroll	% Change '07-'09
Agriculture, Forestry, Fishing and Hunting	0	NA	0	NA	0	NA
Mining	0	NA	0	NA	0	NA
Utilities	NA	NA	NA	NA	NA	NA
Construction	139	-3%	2,785	-1%	34,050,971	3%
Manufacturing	96	-7%	4,091	-4%	52,684,852	-4%
Wholesale Trade	135	-9%	3,914	-14%	72,831,993	-24%
Retail Trade	290	-1%	4,063	-11%	24,445,202	-13%
Transportation and Warehousing	38	3%	1,548	17%	12,158,993	-14%
Information	35	-3%	932	-11%	15,531,216	-8%
Finance and Insurance	127	-7%	1,641	-5%	30,768,189	3%
Real Estate and Rental and Leasing	81	-13%	539	-25%	4,836,075	-21%
Professional, Scientific and Technical Services	197	-2%	2,945	19%	47,804,408	23%
Management of Companies and Enterprises	NA	NA	NA	NA	NA	NA
Admin. & Support/Waste Mgmt. & Remediation	129	-5%	3,084	-36%	20,134,150	-27%
Educational Services	72	1%	4,998	-2%	45,815,142	-2%
Health Care and Social Assistance	282	4%	21,705	10%	267,635,530	17%
Arts, Entertainment and Recreation	27	4%	397	-6%	1,617,529	-30%
Accommodation and Food Services	164	-6%	3,244	-5%	11,466,653	-4%
Other Services (except Public Administration)	194	-7%	2,166	-4%	15,698,848	-7%
Public Administration	33	0%	1,136	64%	19,324,203	93%
Other	3	0%	4	22%	34,920	82%
<b>TOTAL</b>	<b>2,042</b>	<b>-4%</b>	<b>59,192</b>	<b>-1%</b>	<b>676,838,874</b>	<b>2%</b>

# of Establishments	% Change '07-'09	Employment	% Change '07-'09	Payroll	% Change '07-'09
0	NA	0	NA	0	NA
0	NA	0	NA	0	NA
NA	NA	NA	NA	NA	NA
139	-3%	2,785	-1%	34,050,971	3%
96	-7%	4,091	-4%	52,684,852	-4%
135	-9%	3,914	-14%	72,831,993	-24%
290	-1%	4,063	-11%	24,445,202	-13%
38	3%	1,548	17%	12,158,993	-14%
35	-3%	932	-11%	15,531,216	-8%
127	-7%	1,641	-5%	30,768,189	3%
81	-13%	539	-25%	4,836,075	-21%
197	-2%	2,945	19%	47,804,408	23%
NA	NA	NA	NA	NA	NA
129	-5%	3,084	-36%	20,134,150	-27%
72	1%	4,998	-2%	45,815,142	-2%
282	4%	21,705	10%	267,635,530	17%
27	4%	397	-6%	1,617,529	-30%
164	-6%	3,244	-5%	11,466,653	-4%
194	-7%	2,166	-4%	15,698,848	-7%
33	0%	1,136	64%	19,324,203	93%
3	0%	4	22%	34,920	82%
<b>2,042</b>	<b>-4%</b>	<b>59,192</b>	<b>-1%</b>	<b>676,838,874</b>	<b>2%</b>

See pages 180 & 181 for the detailed demographic data for this district.

### CANDIDATES

#### ALICIA REECE (D-CINCINNATI) ★

**Experience:** Assistant Director of Tourism in the Ohio Department of Development

**Occupation:** Legislator

**Memberships:** New Friends Baptist Church; Order of Eastern Stars; NAACP; National Urban League of Young Professionals

**Education:** Bachelor's in communication, Grambling State Univ.

**Campaign Committee:** Committee for Alicia Reece, 2081 Seymour Avenue, Cincinnati, OH 45237

**Website:** aliciareece.org

#### JIM STITH (R-CINCINNATI)

**Experience:** Current Auditor of City of Norwood; Current Physician Assistant with Premier Health Care Services Inc.; Previous Physician Assistant with Emergency Physicians Medical Group in Michigan and Portsmouth

**Occupation:** Norwood Auditor; Physician Assistant

**Memberships:** Norwood Knights of Columbus; Former Faithful Captain 4th Degree, Knights of Columbus Saint Isaac Joques Assembly; Norwood Moose Lodge 301; Assistant Scoutmaster Troop 9 BSA; Former Cubmaster Pack 9 BSA; American Academy of Physician Assistants; Ohio Association of Physician Assistants

**Education:** University of Cincinnati—DAAP; PA Studies, Kettering College of Medical Arts

**Campaign Committee:** Vote Stith, 1816 Weyer Avenue, Norwood, OH 45212

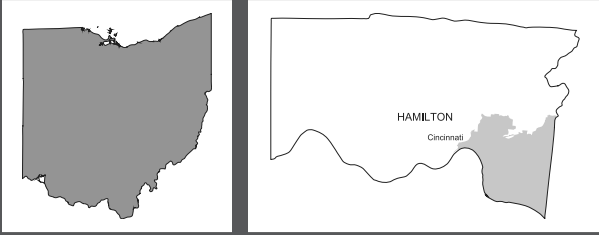
**Website:** votestith.com

#### JILLIAN MACK (LIBERTARIAN)

# 34TH THIRTY-FOURTH HOUSE DISTRICT



## DISTRICT MAP



### DESCRIPTION

Based in Hamilton County, this district includes Anderson Twp., Fairfax, Newtown, Terrace Park and parts of Columbia Twp., and four full wards of the city of Cincinnati, located within the 7th Senate District.

## CANDIDATES

**PETER STAUTBERG (R-CINCINNATI) ★**  
**Experience:** Fifth Third Bank, current legal counsel  
**Occupation:** Attorney  
**Memberships:** Immaculate Heart of Mary Parish  
**Education:** B.A., Economics, Kenyon College; M.A. and J.D., The Ohio State University  
**Campaign Committee:** Committee to Elect Peter Stautberg, 7571 Ayers Road, Cincinnati, OH 45255

**MAX KINMAN (D-CINCINNATI)**  
**Experience:** Interned with U.S. Department of State; Taught English in China; paralegal  
**Occupation:** Recent Law School Graduate  
**Education:** Bachelor's Degree, American University; Attending Indiana University Maurer School of Law  
**Campaign Committee:** Max Kinman for State Representative, 613 Eversole Road, Cincinnati, OH 45230  
**Website:** kinmanforohio.com

## POLITICAL LANDSCAPE

**Political Republican Index:**

	'08	'10
Results ('08 House):	60.64%	58.84%
Jeff Sinnard	(D)	40.40%
Peter Stautberg	(R)	59.60%

**'08 Presidential Results:**

Barack Obama	(D)	47.52%
John McCain	(R)	51.51%

**Democrats say:** A young and exciting candidate, Max can out-work his opposition.

**Republicans say:** Stautberg keeps this high-Republican index seat in the Republican column.

## ECONOMIC PROFILE

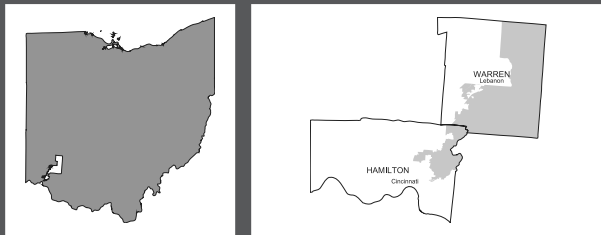
INDUSTRIES	# of Establishments		Employment		Payroll	
	'07	% Change '07-'09	'07	% Change '07-'09	'07	% Change '07-'09
Agriculture, Forestry, Fishing and Hunting	3	0%	11	-34%	61,197	-47%
Mining	NA	NA	NA	NA	NA	NA
Utilities	NA	NA	NA	NA	NA	NA
Construction	191	-12%	2,043	-9%	24,473,560	-6%
Manufacturing	124	-11%	6,334	-16%	83,667,619	-17%
Wholesale Trade	201	-6%	1,417	-14%	20,476,168	-11%
Retail Trade	351	-2%	5,571	-8%	33,024,695	-6%
Transportation and Warehousing	44	2%	1,273	5%	16,312,973	-1%
Information	31	-14%	265	-9%	3,691,105	2%
Finance and Insurance	168	13%	4,343	137%	46,866,936	98%
Real Estate and Rental and Leasing	130	-4%	487	-18%	3,790,251	-21%
Professional, Scientific and Technical Services	332	-7%	2,244	-6%	29,920,989	-14%
Management of Companies and Enterprises	10	-17%	245	29%	4,211,557	11%
Admin. & Support/Waste Mgmt. & Remediation	145	1%	2,351	1%	19,707,286	1%
Educational Services	59	-8%	3,139	1%	30,583,867	3%
Health Care and Social Assistance	261	3%	5,089	3%	54,907,471	5%
Arts, Entertainment and Recreation	49	-4%	827	-2%	5,014,635	1%
Accommodation and Food Services	219	-1%	3,824	-12%	13,258,596	-12%
Other Services (except Public Administration)	388	-6%	2,104	-4%	12,233,339	-3%
Public Administration	7	0%	286	1%	3,387,279	-3%
Other	5	NA	14	NA	102,032	NA
<b>TOTAL</b>	<b>2,715</b>	<b>-3%</b>	<b>41,855</b>	<b>0%</b>	<b>405,630,358</b>	<b>-1%</b>



# 35TH

## THIRTY-FIFTH HOUSE DISTRICT

### DISTRICT MAP



### DESCRIPTION

Based in Hamilton and Warren counties, this district includes Amberley, Indian Hill, Loveland, Maderia, Mariemont, Milford, Symmes Twp., and parts of Columbia Twp. and Sycamore Twp.; and Butlerville, Corwin, Hamilton Twp., Harlan Twp., Morrow, Pleasant Plain, Salem Twp., South Lebanon, Union Twp., Warren County, Washington Twp., Wayne Twp. and Waynesville, located within the 7<sup>th</sup> Senate District.

### POLITICAL LANDSCAPE

<b>Political Republican Index:</b>	<b>'08</b>	<b>'10</b>
	67.99%	67.75%
<b>Results ('08 House):</b>		
Ron Maag	(R)	99.51%
<b>'08 Presidential Results:</b>		
Barack Obama	(D)	34.66%
John McCain	(R)	64.23%

**Democrats say:** Strong background in education and public policy will make her a formidable candidate.

**Republicans say:** Ron Maag wins big in his May primary; the same will be true in November.

### ECONOMIC PROFILE

INDUSTRIES	# of Establishments	% Change '07-'09	Employment	% Change '07-'09	Payroll	% Change '07-'09
Agriculture, Forestry, Fishing and Hunting	9	-18%	64	-7%	287,748	-10%
Mining	3	0%	11	-24%	100,185	-4%
Utilities	NA	NA	NA	NA	NA	NA
Construction	187	-15%	1,230	-15%	13,759,152	-12%
Manufacturing	90	-6%	3,175	-13%	40,450,188	-18%
Wholesale Trade	174	-2%	1,743	-9%	38,464,345	-10%
Retail Trade	429	0%	9,538	0%	54,583,167	-4%
Transportation and Warehousing	41	-2%	486	17%	7,624,894	22%
Information	44	7%	897	20%	12,144,958	11%
Finance and Insurance	189	-8%	3,404	21%	60,890,870	2%
Real Estate and Rental and Leasing	116	3%	586	-5%	5,330,544	-11%
Professional, Scientific and Technical Services	301	1%	1,918	9%	33,610,496	18%
Management of Companies and Enterprises	19	27%	532	7%	9,533,774	-12%
Admin. & Support/Waste Mgmt. & Remediation	177	4%	3,094	-5%	22,573,433	-9%
Educational Services	77	7%	3,802	1%	39,664,271	3%
Health Care and Social Assistance	253	-2%	6,768	14%	57,382,608	24%
Arts, Entertainment and Recreation	41	0%	1,003	-18%	5,277,279	-35%
Accommodation and Food Services	201	-2%	4,943	-14%	18,546,019	-13%
Other Services (except Public Administration)	303	-8%	1,800	-4%	11,395,760	-10%
Public Administration	27	-4%	619	-5%	5,817,764	-6%
Other	NA	NA	NA	NA	NA	NA
<b>TOTAL</b>	<b>2,681</b>	<b>-3%</b>	<b>45,613</b>	<b>-1%</b>	<b>437,437,455</b>	<b>-2%</b>

# of Establishments	% Change '07-'09	Employment	% Change '07-'09	Payroll	% Change '07-'09
9	-18%	64	-7%	287,748	-10%
3	0%	11	-24%	100,185	-4%
NA	NA	NA	NA	NA	NA
187	-15%	1,230	-15%	13,759,152	-12%
90	-6%	3,175	-13%	40,450,188	-18%
174	-2%	1,743	-9%	38,464,345	-10%
429	0%	9,538	0%	54,583,167	-4%
41	-2%	486	17%	7,624,894	22%
44	7%	897	20%	12,144,958	11%
189	-8%	3,404	21%	60,890,870	2%
116	3%	586	-5%	5,330,544	-11%
301	1%	1,918	9%	33,610,496	18%
19	27%	532	7%	9,533,774	-12%
177	4%	3,094	-5%	22,573,433	-9%
77	7%	3,802	1%	39,664,271	3%
253	-2%	6,768	14%	57,382,608	24%
41	0%	1,003	-18%	5,277,279	-35%
201	-2%	4,943	-14%	18,546,019	-13%
303	-8%	1,800	-4%	11,395,760	-10%
27	-4%	619	-5%	5,817,764	-6%
NA	NA	NA	NA	NA	NA
<b>2,681</b>	<b>-3%</b>	<b>45,613</b>	<b>-1%</b>	<b>437,437,455</b>	<b>-2%</b>

See pages 180 & 181 for the detailed demographic data for this district.



# 36TH THIRTY-SIXTH HOUSE DISTRICT



## DISTRICT MAP



### DESCRIPTION

Based in Montgomery County, this district includes Brookville, Butler Twp., Clay Twp., Clayton, Englewood, Farmersville, German Twp., Germantown, Jackson Twp., New Lebanon, Perry Twp., Phillipsburg, Union, Vandalia, Verona and parts of Huber Hts. and the city of Dayton, located within the 6<sup>th</sup> Senate District.

## POLITICAL LANDSCAPE

**Political Republican Index:**

	'08	'10
	58.29%	59.71%

**Results ('08 House):**

Charles Morton	(D)	40.34%
Seth A. Morgan	(R)	59.57%

**'08 Presidential Results:**

Barack Obama	(D)	39.39%
John McCain	(R)	59.08%

**Democrats say:** Fisher's long tenure on the Huber Heights school board makes him a trusted voice in the community and a winning candidate in an open seat.

**Republicans say:** A small business owner and political newcomer, Henne's vitality and work ethic easily pushes him over the finish line in this heavily-GOP seat.

## CANDIDATES

### CARL FISHER, JR. (D-HUBER HEIGHTS)

**Experience:** Manager of Joe Kiss Hickory Bar-B-Q; Licensed Realtor for over 30 years

**Occupation:** Realtor/Restaurant Manager

**Memberships:** 20 Years Distinguished Board Member award from Ohio School Board Association

**Education:** Wayne High School

**Campaign Committee:** Carl Fisher for State Representative, 7301 Troy Manor Road, Huber Heights, OH 45424

**Website:** fisherforstaterrepresentative.com

### MICHAEL HENNE (R-CLAYTON)

**Experience:** Co-owner, Boord-Henne Insurance Agency

**Occupation:** Insurance Company Owner

**Education:** B.S., Finance, Miami Univeristy

**Campaign Committee:** Friends of Mike Henne, 8447 Diamond Mill Road, Clayton, OH 45315

**Website:** mikehenne.com

### JESSE A. STONER (LIBERTARIAN-HUBER HTS.)

**Experience:** 40 Years Manufacturing/Engineering

**Occupation:** Retired

**Education:** Trade School, Some College

**Campaign Committee:** Stoner for Liberty, 8430 Trowbridge Way, Huber Heights, OH 45424

## ECONOMIC PROFILE

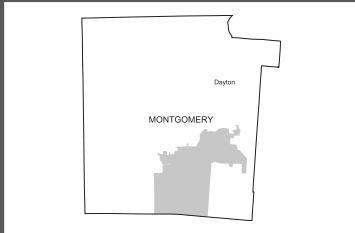
INDUSTRIES	# of Establishments		Employment		Payroll	
	'07-'09	% Change '07-'09	'07-'09	% Change '07-'09	'07-'09	% Change '07-'09
Agriculture, Forestry, Fishing and Hunting	8	-11%	161	-6%	969,920	4%
Mining	NA	NA	NA	NA	NA	NA
Utilities	7	0%	18	-14%	229,456	-26%
Construction	192	-12%	1,484	-21%	15,011,905	-18%
Manufacturing	128	2%	5,232	-9%	62,674,570	-11%
Wholesale Trade	89	1%	1,036	-8%	12,295,350	-1%
Retail Trade	249	-2%	5,289	4%	28,645,291	2%
Transportation and Warehousing	105	0%	3,266	6%	28,856,224	-5%
Information	21	-13%	315	-21%	2,896,167	-36%
Finance and Insurance	138	8%	772	-5%	7,302,593	-13%
Real Estate and Rental and Leasing	95	2%	540	-17%	3,636,729	-13%
Professional, Scientific and Technical Services	139	-5%	1,138	-20%	12,653,276	-6%
Management of Companies and Enterprises	12	0%	501	-21%	10,361,505	-49%
Admin. & Support/Waste Mgmt. & Remediation	119	-1%	1,794	-24%	11,183,951	-27%
Educational Services	53	0%	3,314	-2%	31,631,600	-4%
Health Care and Social Assistance	202	4%	3,819	13%	31,104,803	14%
Arts, Entertainment and Recreation	34	26%	452	12%	1,495,519	7%
Accommodation and Food Services	238	-1%	5,548	-3%	16,264,856	-4%
Other Services (except Public Administration)	186	2%	1,284	-12%	6,933,656	-15%
Public Administration	52	0%	1,063	-2%	11,111,677	-3%
Other	NA	NA	NA	NA	NA	NA
<b>TOTAL</b>	<b>2,067</b>	<b>0%</b>	<b>37,025</b>	<b>-5%</b>	<b>295,259,048</b>	<b>-9%</b>



# 37TH

## THIRTY-SEVENTH HOUSE DISTRICT

### DISTRICT MAP



### DESCRIPTION

Based in Montgomery County, this district includes Miami Twp., Miamisburg, Moraine, Oakwood, Springboro, West Carrollton City and parts of Carlisle. Kettering and the city of Dayton, located within the 6<sup>th</sup> Senate District.

### CANDIDATES

#### PEGGY LEHNER (R-KETTERING) ★

**Experience:** Ohio Ethics Commission, former chair

**Occupation:** Legislator

**Memberships:** Dayton Right to Life; Catholic Social Services; St. Albert the Great

**Education:** B.A., St. Mary of the Woods

**Campaign Committee:** Citizens for Lehner, 533 Lockerbie Lane, Kettering, OH 45429

**Website:** [peggylehner.com](http://peggylehner.com)

#### STEVEN BYINGTON (D-DAYTON)

**Experience:** Levin Porter & Associates

**Occupation:** Designer

**Campaign Committee:** Byington for State Rep Committee, 320 Irving Avenue, Dayton, OH 45409

**Website:** [voteforbyington.com](http://voteforbyington.com)

### POLITICAL LANDSCAPE

**Political Republican Index:** '08 57.27% '10 57.75%

#### Results ('08 House):

Andi Eveslage (D) 35.18%  
Peggy Lehner (R) 64.82%

#### '08 Presidential Results:

Barack Obama (D) 43.21%  
John McCain (R) 55.40%

**Democrats say:** This architect is building a strong campaign for a competitive year.

**Republicans say:** Peggy Lehner has been a public servant for years in Montgomery County; she keeps this seat for another term.

### ECONOMIC PROFILE

INDUSTRIES
Agriculture, Forestry, Fishing and Hunting
Mining
Utilities
Construction
Manufacturing
Wholesale Trade
Retail Trade
Transportation and Warehousing
Information
Finance and Insurance
Real Estate and Rental and Leasing
Professional, Scientific and Technical Services
Management of Companies and Enterprises
Admin. & Support/Waste Mgmt. & Remediation
Educational Services
Health Care and Social Assistance
Arts, Entertainment and Recreation
Accommodation and Food Services
Other Services (except Public Administration)
Public Administration
Other
TOTAL

	# of Establishments	% Change '07-'09	Employment	% Change '07-'09	Payroll	% Change '07-'09
NA	NA	NA	NA	NA	NA	NA
NA	NA	NA	NA	NA	NA	NA
NA	NA	NA	NA	NA	NA	NA
159	-6%	1,946	-10%	23,271,630	-6%	
167	3%	6,261	-37%	101,773,667	-56%	
147	-9%	2,040	-16%	25,964,146	-22%	
454	2%	7,538	-10%	41,721,708	-9%	
52	-17%	1,424	-25%	13,615,733	-29%	
58	7%	4,637	-11%	83,560,081	-17%	
183	-6%	2,722	-24%	33,516,177	-31%	
126	2%	983	-8%	7,555,720	-14%	
264	-8%	4,071	10%	55,346,822	4%	
19	-5%	863	15%	15,000,884	-26%	
129	-4%	3,856	-17%	27,959,920	-18%	
56	-5%	3,586	5%	36,193,929	9%	
291	-5%	10,899	2%	102,235,112	-4%	
33	18%	899	1%	4,181,045	-2%	
235	0%	5,658	-1%	18,904,407	-4%	
215	-9%	1,308	-15%	7,118,532	-18%	
51	0%	1,010	1%	13,673,030	4%	
4	0%	17	79%	106,388	88%	
2,643	-3%	59,718	-11%	611,698,931	-24%	

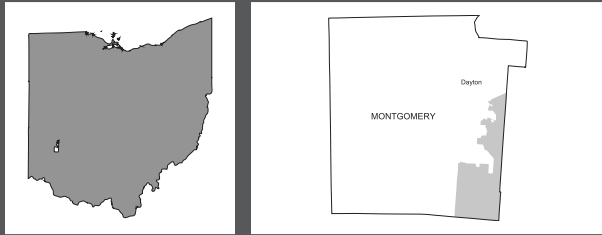
See pages 180 & 181 for the detailed demographic data for this district.

# 38TH

## THIRTY-EIGHTH HOUSE DISTRICT



### DISTRICT MAP



### DESCRIPTION

Based in Montgomery County, this district includes Centerville, Washington Twp., Wright Patterson and parts of Kettering, Riverside and the city of Dayton, located within the 6<sup>th</sup> Senate District.

### POLITICAL LANDSCAPE

**Political Republican Index:**

	'08	'10
	59.29%	59.82%

**Results ('08 House):**

Susan Lienesch	(D)	39.22%
Terry Blair	(R)	60.78%

**'08 Presidential Results:**

Barack Obama	(D)	40.78%
John McCain	(R)	57.87%

**Democrats say:** Community leader and experienced campaigner is a good contender.

**Republicans say:** Terry Blair fends off a perennial Democratic challenger with ease.

### ECONOMIC PROFILE

INDUSTRIES	# of Establishments		Employment		Payroll	
	'07-'09	% Change '07-'09	'07-'09	% Change '07-'09	'07-'09	% Change '07-'09
Agriculture, Forestry, Fishing and Hunting	NA	NA	NA	NA	NA	NA
Mining	0	NA	0	NA	0	NA
Utilities	NA	NA	NA	NA	NA	NA
Construction	134	-4%	937	-10%	8,750,313	-13%
Manufacturing	93	-4%	2,169	-36%	27,045,150	-72%
Wholesale Trade	158	-3%	1,620	-6%	22,271,787	-8%
Retail Trade	337	1%	5,594	8%	32,118,485	6%
Transportation and Warehousing	19	27%	512	33%	5,056,980	1%
Information	37	-10%	1,976	9%	26,920,537	-55%
Finance and Insurance	222	-8%	3,428	1%	51,386,539	-4%
Real Estate and Rental and Leasing	106	-3%	597	-3%	4,959,083	-12%
Professional, Scientific and Technical Services	345	-1%	3,786	-8%	63,962,175	0%
Management of Companies and Enterprises	16	33%	434	69%	13,619,265	180%
Admin. & Support/Waste Mgmt. & Remediation	117	-15%	1,518	-22%	9,984,699	-28%
Educational Services	56	6%	3,310	7%	28,395,002	3%
Health Care and Social Assistance	317	6%	6,600	7%	58,516,152	2%
Arts, Entertainment and Recreation	32	0%	516	3%	2,442,045	-19%
Accommodation and Food Services	206	0%	4,365	-7%	14,086,844	-5%
Other Services (except Public Administration)	202	-6%	1,618	-8%	9,232,438	-6%
Public Administration	9	0%	448	-1%	3,260,459	2%
Other	NA	NA	NA	NA	NA	NA
<b>TOTAL</b>	<b>2,406</b>	<b>-2%</b>	<b>39,430</b>	<b>-3%</b>	<b>382,007,953</b>	<b>-21%</b>

### CANDIDATES

#### TERRY BLAIR (R-CENTERVILLE) ★

**Occupation:** President, Buckeye Pools, Inc.

**Memberships:** Church of the Incarnation; Noon Optimist Club of Centerville; Notre Dame Alumni Club of Dayton; American Business Club of Dayton; Ohio Harness Horseman's Association; Ohio Thoroughbred Breeders and Owners Association; Cox Arboretum and Gardens; Miami Valley Military Affairs Association; Dayton, South Metro Chambers of Commerce

**Education:** B.B.A., Loyola University; M.B.A., University of Notre Dame

**Campaign Committee:** Citizens for Terry Blair, 956 Lindner Lane, Dayton, OH 45458

**Website:** terryblair.com

#### JOHN DOLL (D-CENTERVILLE)

**Experience:** Doll, Jansen and Ford, specializing in labor law

**Occupation:** Attorney

**Education:** B.S., Education, The Ohio State University; M.A., Education, The Ohio State University; J.D., University of Dayton

**Campaign Committee:** Committee to Elect John R. Doll, 111 W. First St., Suite 1100, Dayton, OH 45402

**Website:** votejohndoll.org

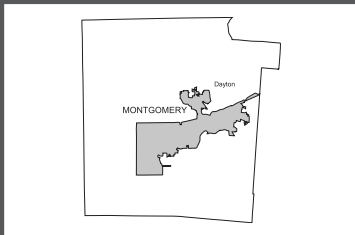




# 39TH

## THIRTY-NINTH HOUSE DISTRICT

### DISTRICT MAP



### DESCRIPTION

Based in Montgomery County, this district includes Jefferson Twp, and 14 full wards of the city of Dayton, located within the 5<sup>th</sup> Senate District.

### POLITICAL LANDSCAPE

**Political Republican Index:**

	'08	'10
	25.00%	24.41%

#### Results ('08 House):

Clayton Luckie	(D)	81.01%
Joshua Smith	(R)	18.99%

#### '08 Presidential Results:

Barack Obama	(D)	79.95%
John McCain	(R)	18.74%

**Democrats say:** With a history of fighting for his district, he'll easily win reelection.

**Republicans say:** No comment provided.

### ECONOMIC PROFILE

#### INDUSTRIES

	# of Establishments	% Change '07-'09	Employment	% Change '07-'09	Payroll	% Change '07-'09
Agriculture, Forestry, Fishing and Hunting	NA	NA	NA	NA	NA	NA
Mining	0	NA	0	NA	0	NA
Utilities	NA	NA	NA	NA	NA	NA
Construction	78	-20%	1,244	-22%	15,593,752	-16%
Manufacturing	131	-11%	3,146	-42%	38,160,129	-57%
Wholesale Trade	80	-12%	1,449	-8%	17,675,713	-12%
Retail Trade	224	-3%	1,950	-8%	12,800,677	-8%
Transportation and Warehousing	28	-28%	1,707	-8%	20,135,228	-16%
Information	44	-2%	1,943	-6%	20,197,991	-19%
Finance and Insurance	89	-16%	2,386	-14%	43,130,325	-20%
Real Estate and Rental and Leasing	75	-1%	568	-7%	4,851,206	-8%
Professional, Scientific and Technical Services	263	-7%	3,072	-17%	41,608,312	-23%
Management of Companies and Enterprises	28	22%	3,074	-4%	78,377,834	-23%
Admin. & Support/Waste Mgmt. & Remediation	93	-14%	4,103	-36%	22,426,587	-43%
Educational Services	75	3%	9,093	3%	95,197,873	5%
Health Care and Social Assistance	252	-3%	20,170	4%	234,775,756	11%
Arts, Entertainment and Recreation	22	-4%	571	-10%	3,984,017	-17%
Accommodation and Food Services	160	-6%	2,837	-7%	9,802,061	-9%
Other Services (except Public Administration)	183	-5%	1,709	-11%	15,481,549	-8%
Public Administration	47	0%	5,138	-2%	70,140,771	-1%
Other	NA	NA	NA	NA	NA	NA
<b>TOTAL</b>	<b>1,872</b>	<b>-7%</b>	<b>64,159</b>	<b>-9%</b>	<b>744,339,781</b>	<b>-12%</b>

See pages 180 & 181 for the detailed demographic data for this district.

### CANDIDATES

#### CLAYTON R. LUCKIE, JR. (D-DAYTON) ★

**Experience:** General Motors; commercial and community banking; marketing

**Occupation:** Marketing and Sales Director, JEC

**Memberships:** Phillips Temple CME Church Steward Board; Kappa Alpha Psi Inc; Southern Dayton View Community Development Corporation, Southwest Priority Board Office

**Education:** A.A.S., Sinclair Community College; B.A., The Ohio State University


**Campaign Committee:** Committee to Elect Clayton R. Luckie, 69 Horace, Dayton, OH 45402

#### HARLENE HOLLAND (R-DAYTON)

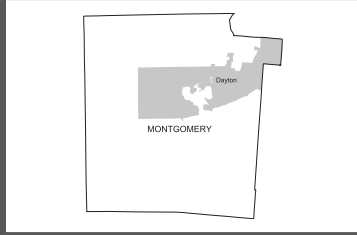
**Campaign Committee:** Citizens for Harlene Holland, 1905 Haverhill Drive, Dayton, OH 45406

**Website:** harleneholland.com

# 40TH FORTIETH HOUSE DISTRICT



## DISTRICT MAP



### DESCRIPTION

Based in Montgomery County, this district includes Harrison Twp., Trotwood and parts of Huber Hts., Riverside and almost five full wards of the city of Dayton, located within the 5<sup>th</sup> Senate District.

## POLITICAL LANDSCAPE

**Political Republican Index:**

	'08	'10
	33.12%	32.82%

**Results ('08 House):**

Roland Winburn	(D)	72.37%
Ann Siefker	(R)	27.63%

**'08 Presidential Results:**

Barack Obama	(D)	70.73%
John McCain	(R)	28.00%

**Democrats say:** This experienced, thoughtful lawmaker has worked hard on his constituents' behalf which will earn him success this fall.

**Republicans say:** No comment provided.

## CANDIDATES

### ROLAND WINBURN (D-DAYTON) ★

**Experience:** Owner/founder of Ajenti Limousine Service of Dayton; Montgomery County's Office of Family and Children First; psychotherapist employed by Good Samaritan Hospital and Health Center; private psychological practice

**Occupation:** Fund Development Director, National Conference for Community and Justice of Greater Dayton

**Memberships:** Montgomery County Township Association; Ohio Township Association; Coalition of Large Ohio Urban Townships; National Association of Towns and Townships; Unified Health Solutions Citizens Advisory Board Member; Association of Fundraising Professionals; Harrison Township Business Association; Kappa Alpha Psi Fraternity, Inc.; Saint Benedict the Moor Parish; Knights of Saint Peter Claver

**Education:** B.A., Psychology, Central State University; graduate of University of Maryland's Burns Leadership Academy, Parity, Inc.'s Future Leadership Institute and Ohio Township Association's Leadership Academy

**Campaign Committee:** Friends of Winburn, 3636 Wales Drive, Dayton, OH 45405

**Website:** rolandwinburn.com

## UNOPPOSED

## ECONOMIC PROFILE

INDUSTRIES	# of Establishments		Employment		Payroll	
	'07-'09	'07-'09	'07-'09	'07-'09	'07-'09	'07-'09
Agriculture, Forestry, Fishing and Hunting	NA	NA	NA	NA	NA	NA
Mining	0	NA	0	NA	0	NA
Utilities	NA	NA	NA	NA	NA	NA
Construction	133	-11%	2,181	-20%	25,266,627	-19%
Manufacturing	272	-5%	9,168	-16%	102,712,124	-15%
Wholesale Trade	170	4%	2,365	1%	28,264,176	7%
Retail Trade	312	-7%	3,944	-23%	21,909,582	-22%
Transportation and Warehousing	76	-5%	2,280	-20%	25,904,097	-27%
Information	22	-4%	1,075	-7%	15,585,743	-17%
Finance and Insurance	95	-3%	519	-17%	4,523,032	-22%
Real Estate and Rental and Leasing	88	-11%	582	-12%	5,614,089	-11%
Professional, Scientific and Technical Services	87	4%	541	-16%	5,284,246	-14%
Management of Companies and Enterprises	NA	NA	NA	NA	NA	NA
Admin. & Support/Waste Mgmt. & Remediation	98	-1%	1,612	-15%	9,208,618	-1%
Educational Services	55	-2%	2,850	12%	25,240,983	7%
Health Care and Social Assistance	222	-6%	8,070	7%	73,953,796	7%
Arts, Entertainment and Recreation	14	-18%	338	-14%	1,672,929	-8%
Accommodation and Food Services	163	-9%	2,586	-11%	7,099,579	-12%
Other Services (except Public Administration)	179	-7%	1,607	-11%	10,748,706	-5%
Public Administration	12	-8%	645	-1%	7,043,352	8%
Other	NA	NA	NA	NA	NA	NA
<b>TOTAL</b>	<b>1,998</b>	<b>-5%</b>	<b>40,364</b>	<b>-10%</b>	<b>370,031,679</b>	<b>-10%</b>

Many of our attorneys and lobbyists have held top positions in government and business. Our collective backgrounds allow us to effectively communicate your needs to your government – local, state or national.



"29 years in Ohio's House & Senate."

**Senator Richard Finan**  
Former President of Ohio Senate

"One of the 'most effective law firm lobbyists'"\*



**Leah Pappas**  
Former Director of Special Counsel for an Ohio Attorney General

**Charlie Luken**  
Cincinnati's Former, and Longest-Serving, Mayor

"As Mayor and U.S. Congressman, improved Cincinnati's economic climate."



**John Mino**  
Former Member, America's Majority Trust Steering Committee

"More than 20 years experience helping businesses and governments solve issues together."

"Former Director of the Ohio Civil Rights Commission."

**Darlene McCoy**  
Former Chief of Staff to a Mayor of Cleveland



**Pete Comodeca**  
Former Department of Army Litigator

"Years of experience with DOD, DOJ, GSA, Treasury, State, Agriculture, & Commerce."

"Author of the treatise on Ohio municipal law."



**Jim Lang**  
Public law litigator

**GIGI Benjamin**  
Former Trustee, National Assoc. of Bond Lawyers



"More than 25 years solving complex development finance issues."



**Maryellen Corbett**  
Public policy strategist

"Extensive experience with budget, healthcare and education reform."

**Dan Reinhard**  
Former Aide to a Chairman of Senate Ways and Means

"Managed utility, regulatory and tax legislative issues for Chairman of Senate Ways and Means, PUCO."



"Only two-term President, Environmental Council of the States."


**Chris Jones**  
Former Director of Ohio EPA

\* Survey conducted by Opinion Strategies, Inc. in 2000

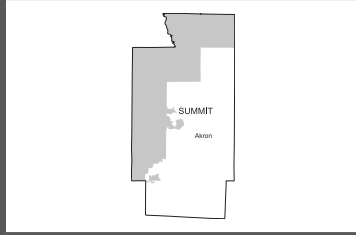


# 41ST

## FORTY-FIRST HOUSE DISTRICT



### DISTRICT MAP



### DESCRIPTION

In Summit County, district includes Reminderville, Twinsburg Twp., Macedonia, Northfield, Sagamore Hills Twp., Northfield Center Twp., Boston Hts., Boston Twp., Peninsula, Richfield Twp., Bath Twp., Fairlawn, Copley Twp., Norton and parts of Cuyahoga Falls and Akron, located within the 27<sup>th</sup> Senate District.

### POLITICAL LANDSCAPE

**Political Republican Index:**

	'08	'10
	47.89%	47.73%

**Results ('08 House):**

Brian G. Williams	(D)	54.17%
Randy Cole	(R)	45.83%

**'08 Presidential Results:**

Barack Obama	(D)	51.84%
John McCain	(R)	47.12%

**Democrats say:** This former teacher and superintendent continues to be one of the strongest and most knowledgeable voices for Ohio schools; he is expected to win reelection this fall.

**Republicans say:** Retired Judge and Former Prosecutor Lynn Slaby wins big in the seat his wife once held; Democrats can't play the name game this time around.

### CANDIDATES

#### BRIAN G. WILLIAMS (D-AKRON) ★

**Experience:** Former Akron School Superintendent

**Occupation:** Retired Educator and School Superintendent

**Memberships:** Board Mbr., Univ. of Akron Alumni Assn.; Bd. of Trustees/Dirs.: Stan Hywet Hall & Gardens; Akron Reg. Dev.; Workforce Dev. Com.; Akron Comty. Svc. Ctr. & Urban League; Bd. of Trustees, Catholic Svc. League; Bd. of Trustees, Ohio Coalition for Equity & Adequacy of School Funding; Phi Delta Kappa; Keep Akron Beautiful Litter Control; Firestone Falcon Football Assn.; Jobs for Ohio Graduates; State & Natnl. Hon. Life Mbr., PTA; Great Trail Council, Boy Scouts of America

**Education:** B.S., Education, Univ. of Akron; M.Ed., Univ. of Akron

**Campaign Committee:** Committee to Elect Brian G. Williams, 41<sup>st</sup> House District, 1725 Brookwood Drive, Akron, OH 44313

#### LYNN SLABY (R-COPLEY)

**Experience:** Assist. law dir., Akron & Cuyahoga Falls; Branch Mgr., National City Bank; Trust Accountant, Goodyear Bank Trust Dept.

**Occupation:** Retired Judge

**Memberships:** Alumni Bd., Akron Col. of Law; Business Col. Alumni Bd. of the Univ. of Akron; Cuyahoga Falls Alumni Found.; Ohio Judicial Conf.; Cleveland Christian Home for the Children Bd. of Trustees; Community Care Network; W. Side Ministries

**Education:** B.S., Bus. Admin., Univ. of Akron; J.D., Univ. of Akron

**Campaign Committee:** Slaby for State Representative, 682 E. Tuscarawas Ave., Barberton, OH 44203

#### DAVID FINLEY (LIBERTARIAN-MACEDONIA)

**Occupation:** Engineer

**Memberships:** Buckeye Firearms Association; NRA

**Education:** B.A.E. Arch. Eng., Penn State Univ.; M.A.E., Penn State Univ.

**Campaign Committee:** Finley for Libery, 7783 Creekside Parkway, Macedonia, OH 44086

### ECONOMIC PROFILE

INDUSTRIES	# of Establishments		Employment		Payroll	
	'07-'09	% Change '07-'09	'07-'09	% Change '07-'09	'07-'09	% Change '07-'09
Agriculture, Forestry, Fishing and Hunting	3	-25%	23	-40%	101,612	-37%
Mining	6	-14%	28	9%	275,516	14%
Utilities	NA	NA	NA	NA	NA	NA
Construction	298	-7%	3,512	12%	42,322,513	23%
Manufacturing	226	-1%	8,207	-17%	107,925,778	-23%
Wholesale Trade	409	-1%	5,630	-3%	79,117,535	-10%
Retail Trade	480	0%	9,801	-9%	64,460,524	-5%
Transportation and Warehousing	103	-8%	2,971	-19%	35,733,355	-27%
Information	56	-5%	1,193	-3%	16,915,216	5%
Finance and Insurance	274	-10%	3,357	-4%	63,141,983	-4%
Real Estate and Rental and Leasing	117	-8%	631	-4%	4,712,357	-1%
Professional, Scientific and Technical Services	491	0%	4,167	-3%	57,146,253	1%
Management of Companies and Enterprises	44	5%	4,705	28%	90,185,199	24%
Admin. & Support/Waste Mgmt. & Remediation	238	0%	5,322	-4%	35,029,913	-13%
Educational Services	86	-2%	3,559	1%	34,180,969	0%
Health Care and Social Assistance	374	8%	7,774	10%	60,764,477	11%
Arts, Entertainment and Recreation	55	-2%	1,697	-5%	6,329,528	-2%
Accommodation and Food Services	297	-2%	6,899	0%	22,757,338	-2%
Other Services (except Public Administration)	321	-3%	2,099	-6%	13,905,496	-3%
Public Administration	48	-2%	1,151	3%	12,968,409	2%
Other	NA	NA	NA	NA	NA	NA
<b>TOTAL</b>	<b>3,926</b>	<b>-2%</b>	<b>72,726</b>	<b>-3%</b>	<b>747,973,971</b>	<b>-4%</b>

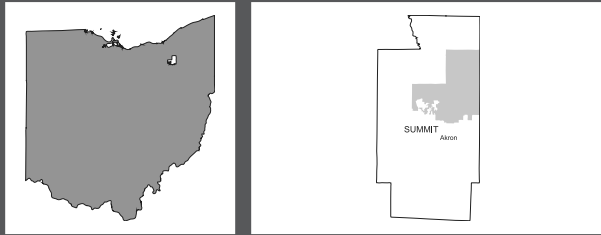
See pages 180 & 181 for the detailed demographic data for this district.



# 42ND

## FORTY-SECOND HOUSE DISTRICT

### DISTRICT MAP



### DESCRIPTION

Based in Summit County, this district includes Hudson, Stow, Silver Lake, Munroe Falls and the vast majority of Cuyahoga Falls, located within the 27<sup>th</sup> Senate District.

### POLITICAL LANDSCAPE

**Political Republican Index:**

	'08	'10
	49.28%	49.25%

#### Results ('08 House):

Mike Moran	(D)	55.87%
Richard Nero	(R)	44.13%

#### '08 Presidential Results:

Barack Obama	(D)	50.23%
John McCain	(R)	48.57%

**Democrats say:** Common-sense, practical approach has resulted in a strong bipartisan legislative record, which appeals to voters in this moderate district.

**Republicans say:** Tina Roegner: Two-term Hudson City Council member with MBA from Wharton will win in November vs. a weak first-term incumbent.

### ECONOMIC PROFILE

INDUSTRIES	# of Establishments		Employment		Payroll	
	'07	'09	'07	'09	'07	'09
Agriculture, Forestry, Fishing and Hunting	NA	NA	NA	NA	NA	NA
Mining	NA	NA	NA	NA	NA	NA
Utilities	9	0%	219	-1%	5,484,733	19%
Construction	144	-11%	944	-19%	10,390,445	-16%
Manufacturing	181	3%	5,302	-15%	59,325,976	-30%
Wholesale Trade	178	-7%	1,563	-5%	23,195,695	-6%
Retail Trade	336	0%	7,548	-6%	52,061,736	-5%
Transportation and Warehousing	39	3%	1,353	-10%	15,000,186	-7%
Information	49	-2%	893	0%	12,079,374	4%
Finance and Insurance	189	-5%	2,437	-10%	31,226,379	-14%
Real Estate and Rental and Leasing	103	-2%	534	5%	3,599,145	9%
Professional, Scientific and Technical Services	314	-4%	2,352	8%	24,834,681	9%
Management of Companies and Enterprises	NA	NA	NA	NA	NA	NA
Admin. & Support/Waste Mgmt. & Remediation	167	-8%	2,091	-16%	13,722,894	-4%
Educational Services	81	1%	3,989	2%	37,320,368	1%
Health Care and Social Assistance	310	3%	5,297	28%	41,647,182	42%
Arts, Entertainment and Recreation	34	3%	754	-4%	2,733,665	-6%
Accommodation and Food Services	216	1%	4,784	-5%	14,596,797	-5%
Other Services (except Public Administration)	245	-2%	1,663	0%	8,972,093	6%
Public Administration	NA	NA	NA	NA	NA	NA
Other	NA	NA	NA	NA	NA	NA
<b>TOTAL</b>	<b>2,595</b>	<b>-2%</b>	<b>41,724</b>	<b>-3%</b>	<b>356,191,349</b>	<b>-6%</b>

See pages 180 & 181 for the detailed demographic data for this district.

### CANDIDATES MIKE MORAN (D-HUDSON) ★

**Experience:** Previously owned a small business; served as senior manager for a medium sized business; worked for a contractor of the U.S. Department of Justice; taught evening class at a community college; has written for the Health Policy Tracking Service

**Occupation:** Manager at Thomson Reuters

**Memberships:** Rotary Club, board of trustees; Community First, board of advisors; First Congregational Church of Hudson; Cuyahoga Falls Chamber of Commerce; Stow-Munroe Falls Chamber of Commerce; Westhaven Homeowners Association, board of trustees; Hudson PTA; Ohio Environmental Council; Hudson Heritage Association

**Education:** B.S., Civil Engineering, University of Colorado; J.D., Georgetown University

**Campaign Committee:** Friends of Mike Moran, 93 E. Case Drive, Hudson, OH 44236

**Website:** mikemoran.org

### KRISTINA DALEY ROEGNER (R-HUDSON)

**Experience:** Founder and president, Language Lodge; McKinsey & Co., consultant; Westinghouse Power Generation Service Division, Project Manager/Mechanical Engineer

**Occupation:** Small Business Owner

**Education:** B.S., Mechanical Engineering, Tufts University; MBA, Wharton School of Business

**Campaign Committee:** Kristina Daley Roegner for Ohio, 2222 E. Streetsboro Street, Hudson, OH 44236

**Website:** kristinaforohio.com

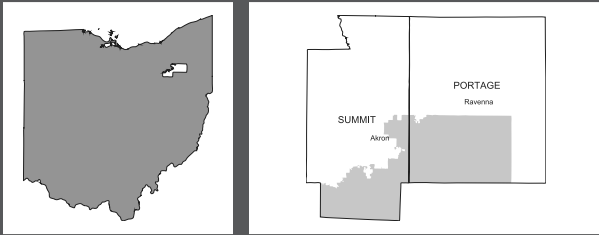
### JOHN E. HOOVER (LIBERTARIAN)

**Website:** friendsofjohnhoover.web.officelive.com

# 43RD

## FORTY-THIRD HOUSE DISTRICT

### DISTRICT MAP



### DESCRIPTION

In Summit and Portage counties, this district includes Green, New Franklin, Clinton, Lakemore, Mogadore, and Tallmadge, located within the 28<sup>th</sup> Senate District.

### POLITICAL LANDSCAPE

**Political Republican Index:**

	'08	'10
	45.30%	46.96%

#### Results ('08 House):

Stephen Dyer	(D)	58.92%
Judy Jones	(R)	41.08%

#### '08 Presidential Results:

Barack Obama	(D)	48.57%
John McCain	(R)	49.76%

**Democrats say:** Efforts to support education reform, strengthen schools, and advocate for his district will result in electoral success this fall.

**Republicans say:** McKenney, the former Pastor at The Chapel and a New Franklin City Council member makes Mary Taylor's old seat Republican again.

### ECONOMIC PROFILE

INDUSTRIES	# of Establishments	% Change '07-'09	Employment	% Change '07-'09	Payroll	% Change '07-'09
Agriculture, Forestry, Fishing and Hunting	7	-13%	64	33%	245,972	17%
Mining	13	-7%	253	-1%	5,505,716	30%
Utilities	5	0%	60	22%	1,099,580	28%
Construction	334	-16%	2,192	-19%	20,027,556	-16%
Manufacturing	200	-5%	6,372	-21%	72,031,456	-24%
Wholesale Trade	148	-11%	2,196	-13%	34,163,704	-3%
Retail Trade	270	-6%	5,625	-1%	34,770,650	-5%
Transportation and Warehousing	110	-7%	2,105	2%	21,462,725	-4%
Information	18	-18%	235	14%	2,746,717	13%
Finance and Insurance	133	-12%	896	-8%	9,814,245	-9%
Real Estate and Rental and Leasing	71	-5%	399	-3%	2,843,311	-6%
Professional, Scientific and Technical Services	173	-13%	1,631	8%	19,420,581	8%
Management of Companies and Enterprises	18	6%	1,542	8%	37,729,057	29%
Admin. & Support/Waste Mgmt. & Remediation	137	1%	4,581	-4%	33,685,695	30%
Educational Services	74	0%	3,495	-2%	32,967,130	-1%
Health Care and Social Assistance	230	5%	4,198	12%	30,830,410	13%
Arts, Entertainment and Recreation	25	-17%	268	-24%	998,662	-23%
Accommodation and Food Services	197	-2%	3,862	0%	11,026,795	2%
Other Services (except Public Administration)	209	2%	1,626	6%	10,017,455	8%
Public Administration	29	-3%	1,007	-7%	11,905,489	-3%
Other	3	0%	5	-43%	22,128	-44%
<b>TOTAL</b>	<b>2,404</b>	<b>-7%</b>	<b>42,612</b>	<b>-5%</b>	<b>393,315,034</b>	<b>-2%</b>

### CANDIDATES

#### STEPHEN DYER (D-UNIONTOWN) ★

**Experience:** Lawyer for Summit County; reporter at the Akron Beacon Journal

**Occupation:** Attorney

**Education:** B.A., English, Tufts University; M.A. in Journalism, Kent State University; J.D., University of Akron

**Campaign Committee:** Citizens for Stephen Dyer, 4362 Ridgeview Drive, Uniontown, OH 44685

**Website:** stephendyer.com

#### TODD MCKENNEY (R-AKRON)

**Experience:** Judicial Law Clerk, U.S. District Judge David Dowd Jr.; Pastor, The Chapel

**Occupation:** Attorney

**Education:** Bachelor's Degree, Hiram College; J.D., The Ohio State University Moritz College of Law

**Campaign Committee:** Citizens for McKenney, 17 S. Main St., Suite 100, Akron, OH 44308

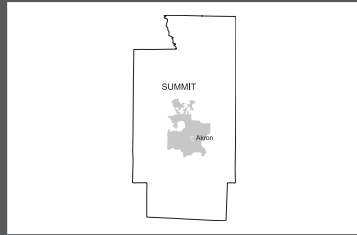
**Website:** toddmckenneyforohio.com





## FORTY-FOURTH HOUSE DISTRICT

### DISTRICT MAP



### DESCRIPTION

Based in Summit County, this district contains 4 full wards of the city of Akron, located within the 28 Senate District.

### POLITICAL LANDSCAPE

**Political Republican Index:** '08 23.04% '10 21.76%

**Results ('08 House):**  
Vernon Sykes (D) 100.00%

**'08 Presidential Results:**  
Barack Obama (D) 82.09%  
John McCain (R) 16.96%

**Democrats say:** Veteran lawmaker is a household name in his district and will continue his distinguished career in public service for another term.

**Republicans say:** Josh Sines provides a credible challenge to a long-term House member.

### CANDIDATES VERNON SYKES (D-AKRON) ★

**Experience:** College professor

**Occupation:** Director, Columbus Program, Kent State University

**Education:** B.B.A., Organizational Behavior, Ohio University; M.P.A., Public Administration, Harvard University; M.S., Social & Applied Science, Wright State University; Ph.D., Public Administration, University of Akron/Cleveland State University

**Campaign Committee:** Sykes for Office, 133 Furnace Run Drive, Akron, OH 44307

### JOSH SINES (R-AKRON)

**Occupation:** Bartender, manager

**Education:** B.A., Political Science, University of Akron

**Campaign Committee:** Supporters to Elect Josh Sines, 851 Ranney Street, Akron, OH 44320

**Website:** JoshSines.com

### KURTIS S.F. LISTON (LIBERTARIAN)

**Website:** listonforliberty.org

### ECONOMIC PROFILE

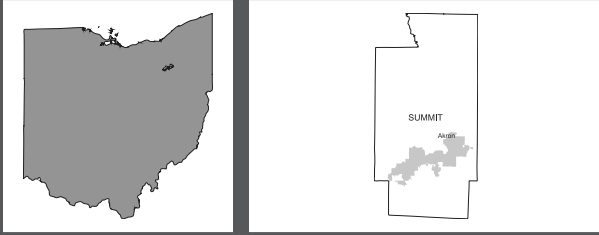
INDUSTRIES	# of Establishments	% Change '07-'09	Employment	% Change '07-'09	Payroll	% Change '07-'09
Agriculture, Forestry, Fishing and Hunting	0	NA	0	NA	0	NA
Mining	NA	NA	NA	NA	NA	NA
Utilities	7	NA	542	NA	15,311,964	NA
Construction	117	-11%	1,461	-25%	18,263,478	-27%
Manufacturing	178	-6%	3,688	-11%	37,762,848	-12%
Wholesale Trade	164	1%	2,142	-4%	25,104,693	-9%
Retail Trade	329	-3%	3,783	-8%	21,993,624	-9%
Transportation and Warehousing	50	0%	1,899	-1%	21,869,891	-11%
Information	38	6%	1,998	4%	21,846,611	-5%
Finance and Insurance	116	-19%	1,551	-11%	22,799,055	-14%
Real Estate and Rental and Leasing	82	-15%	724	-10%	5,675,018	-16%
Professional, Scientific and Technical Services	336	-7%	4,504	-5%	63,417,306	-10%
Management of Companies and Enterprises	27	-4%	3,276	4%	121,144,660	15%
Admin. & Support/Waste Mgmt. & Remediation	126	-7%	4,069	-4%	26,627,135	4%
Educational Services	63	3%	6,925	13%	76,233,899	12%
Health Care and Social Assistance	312	1%	21,593	1%	244,486,873	11%
Arts, Entertainment and Recreation	32	-9%	832	24%	4,383,638	8%
Accommodation and Food Services	208	-7%	2,962	-11%	8,949,368	-12%
Other Services (except Public Administration)	222	-3%	1,829	-8%	11,492,584	-5%
Public Administration	46	-4%	4,550	-5%	53,090,126	4%
Other	NA	NA	NA	NA	NA	NA
<b>TOTAL</b>	<b>2,453</b>	<b>-5%</b>	<b>68,328</b>	<b>-1%</b>	<b>800,452,771</b>	<b>4%</b>

See pages 180 & 181 for the detailed demographic data for this district.

# 45TH FORTY-FIFTH HOUSE DISTRICT



## DISTRICT MAP



### DESCRIPTION

Based in Summit County, this district includes Barberton and parts of Coventry Twp., Springfield Twp. and four full wards of the city of Akron, located within the 28<sup>th</sup> Senate District.

## POLITICAL LANDSCAPE

<b>Political Republican Index:</b>	<b>'08</b>	<b>'10</b>
	34.22%	34.93%
<b>Results ('08 House):</b>		
John R. Otterman	(D)	71.50%
Joe Fazek	(R)	28.50%
<b>'08 Presidential Results:</b>		
Barack Obama	(D)	63.13%
John McCain	(R)	35.05%

**Democrats say:** Unseating an entrenched incumbent in a primary is a tough feat. Look for him in the capital come January.

**Republicans say:** With the defeat of the incumbent in the primary, Lasher increases his visibility as a strong contender.

## CANDIDATES

### ZACK MILKOVICH (D-AKRON)

**Experience:** Small Business Owner; Tire Mold Shop Worker

**Occupation:** Construction Contractor

**Memberships:** St. Peter and St. Paul Church

**Education:** Attended the University of Akron

**Campaign Committee:** People for Zack Milkovich, 2055 Cramer Avenue, Akron, OH 44312

**Website:** GotMilkovich

### CHARLES LASHER (R-AKRON)

**Occupation:** Criminal Accounts Supervisor

**Memberships:** St. Matthew Parish; St. Matthew Parish Holy Name Society; Ancient Order Hibernian

**Education:** Attended Kent State University

**Campaign Committee:** Elect Charles Lasher, 431 Stanley Road, Akron, OH 44312

## ECONOMIC PROFILE

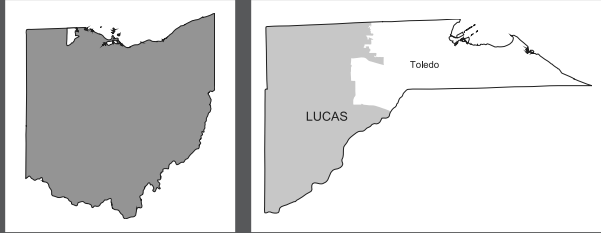
INDUSTRIES	# of Establishments		Employment		Payroll	
	'07-'09	% Change '07-'09	'07-'09	% Change '07-'09	'07-'09	% Change '07-'09
Agriculture, Forestry, Fishing and Hunting	NA	NA	NA	NA	NA	NA
Mining	NA	NA	NA	NA	NA	NA
Utilities	NA	NA	NA	NA	NA	NA
Construction	137	-2%	1,626	-20%	17,679,900	-19%
Manufacturing	176	-6%	8,545	-8%	134,554,040	-1%
Wholesale Trade	111	-4%	1,705	-9%	20,001,154	-13%
Retail Trade	267	-4%	3,425	-8%	19,320,166	-7%
Transportation and Warehousing	65	10%	1,563	1%	13,470,194	-11%
Information	18	-5%	364	-12%	4,398,324	-14%
Finance and Insurance	90	-6%	507	-10%	4,286,192	-2%
Real Estate and Rental and Leasing	51	0%	396	-12%	2,909,570	-8%
Professional, Scientific and Technical Services	89	-6%	841	1%	10,281,402	4%
Management of Companies and Enterprises	NA	NA	NA	NA	NA	NA
Admin. & Support/Waste Mgmt. & Remediation	56	-20%	1,215	-48%	7,021,742	-18%
Educational Services	54	0%	3,250	3%	32,616,073	4%
Health Care and Social Assistance	184	1%	3,651	-4%	31,097,654	1%
Arts, Entertainment and Recreation	20	-9%	270	-55%	1,338,988	-43%
Accommodation and Food Services	167	-3%	2,289	-8%	5,980,864	-9%
Other Services (except Public Administration)	188	-4%	1,128	-3%	5,757,116	-6%
Public Administration	NA	NA	NA	NA	NA	NA
Other	NA	NA	NA	NA	NA	NA
<b>TOTAL</b>	<b>1,673</b>	<b>-4%</b>	<b>30,775</b>	<b>-10%</b>	<b>310,713,379</b>	<b>-5%</b>



# 46TH

## FORTY-SIXTH HOUSE DISTRICT

### DISTRICT MAP



### DESCRIPTION

Based in Lucas County, this district includes Berkey, Holland, Maumee, Ottawa Hills, Swanton, Sylvania, Waterville, and Whitehouse, located within the 2<sup>nd</sup> Senate District.

### POLITICAL LANDSCAPE

**Political Republican Index:** '08 55.46% '10 54.52%

#### Results ('08 House):

Darlene Dunn (D) 42.95%  
Barbara R. Sears (R) 57.05%

#### '08 Presidential Results:

Barack Obama (D) 49.51%  
John McCain (R) 49.18%

**Democrats say:** With strong name ID and a proven record in Lucas County, he has a tremendous opportunity to unseat this freshman incumbent.

**Republicans say:** Representative Sears has been the pro-business, small government advocate for Lucas County who keeps her Democrat challenger at bay.

### ECONOMIC PROFILE

INDUSTRIES	# of Establishments	% Change '07-'09	Employment	% Change '07-'09	Payroll	% Change '07-'09
Agriculture, Forestry, Fishing and Hunting	17	6%	206	1%	972,213	-12%
Mining	NA	NA	NA	NA	NA	NA
Utilities	NA	NA	NA	NA	NA	NA
Construction	285	-17%	2,919	-24%	40,778,635	-17%
Manufacturing	164	1%	4,777	-18%	58,671,359	-39%
Wholesale Trade	205	-9%	1,990	-9%	26,122,928	-5%
Retail Trade	451	-3%	9,279	-4%	59,950,220	-7%
Transportation and Warehousing	96	1%	3,582	-17%	27,660,683	-20%
Information	41	-13%	398	-13%	4,420,176	-2%
Finance and Insurance	292	-1%	2,364	-4%	33,264,301	3%
Real Estate and Rental and Leasing	109	-4%	586	1%	4,305,817	-3%
Professional, Scientific and Technical Services	373	1%	3,904	3%	47,592,515	4%
Management of Companies and Enterprises	20	-5%	882	-8%	19,430,047	-11%
Admin. & Support/Waste Mgmt. & Remediation	199	2%	4,224	-19%	28,774,505	-19%
Educational Services	85	8%	4,304	8%	40,418,546	1%
Health Care and Social Assistance	402	6%	11,723	7%	110,302,666	6%
Arts, Entertainment and Recreation	39	-13%	762	-13%	3,092,325	-7%
Accommodation and Food Services	280	3%	6,265	1%	18,083,432	-2%
Other Services (except Public Administration)	291	-8%	1,856	-9%	11,112,669	-4%
Public Administration	34	0%	892	-6%	10,962,998	-6%
Other	NA	NA	NA	NA	NA	NA
<b>TOTAL</b>	<b>3,383</b>	<b>-3%</b>	<b>60,914</b>	<b>-6%</b>	<b>545,916,035</b>	<b>-10%</b>

See pages 180 & 181 for the detailed demographic data for this district.

### CANDIDATES

#### BARBARA R. SEARS (R-MAUMEE) ★

**Experience:** Co-owner of Noble and Sears, Inc., a firm specializing in employee benefits and financial planning

**Occupation:** Business Owner

**Memberships:** NFIB; Toledo, Sylvania, Holland & Maumee Chambers of Commerce; Sylvania Rotary; Sylvania Area Joint Recreational District; Sylvania Community 24 Hour Relay Challenge; Toledo Metropolitan Area Council of Governments

**Education:** Associate's degree, University of Toledo

**Campaign Committee:** Citizens for Sears, 6711 Monroe St., Bldg 3, Suite D, Sylvania, OH 43560

**Website:** barbarasears.com

#### HARRY BARLOS (D-MAUMEE)

**Experience:** Mayor of Maumee; Lucas County Clerk of Courts; Lucas County Commissioner; Holland Village Administrator

**Occupation:** Retired

**Education:** Attended The Ohio State University

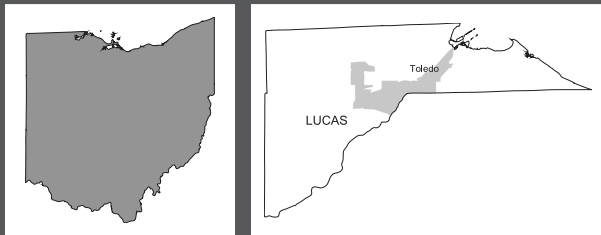
**Campaign Committee:** Committee to Elect Barlos, 724 Grand Valley Drive, Maumee, OH 43537

**Website:** harrybarlos.com



# 47<sup>TH</sup> FORTY-SEVENTH HOUSE DISTRICT

## DISTRICT MAP



### DESCRIPTION

Based in Lucas County, this district includes nine wards of the city of Toledo, located within the 11<sup>th</sup> Senate District.

## POLITICAL LANDSCAPE

**Political Republican Index:**

	'08	'10
	39.44%	37.81%

**Results ('08 House):**

Peter Ujvagi	(D)	100.00%
--------------	-----	---------

**'08 Presidential Results:**

Barack Obama	(D)	69.10%
John McCain	(R)	29.16%

**Democrats say:** Champion campaigner. After a distinguished career in the Ohio Senate will keep this seat for the Dems.

**Republicans say:** Rick Bush will work very hard in this open seat vs. a longtime Democrat senator.

## CANDIDATES

### THERESA FEDOR (D-TOLEDO) ★

**Occupation:** Legislator

**Education:** B.S., Education, University of Toledo

**Campaign Committee:** Citizens With Fedor Committee, 2054 Belvedere, Toledo, OH 43614

**Website:** teresafedor.com

### RICK BUSH (R-TOLEDO)

**Experience:** Former Senior Systems Engineer, Key Bank

**Occupation:** TARTA Bus Driver/Rental Property Owner

**Memberships:** Gesu Parrish

**Education:** Attended Math and Accounting Classes, University of Toledo

**Campaign Committee:** Rick Bush for Ohio 47, 2316 Carriage Drive, Toledo, OH 43615

**Website:** rickbush.info

### JOSEPH M. PFEIFFER (LIBERTARIAN)

**Website:** joeforohio47th.weebly.com

## ECONOMIC PROFILE

INDUSTRIES	# of Establishments		Employment		Payroll	
	'07-'09	% Change '07-'09	'07-'09	% Change '07-'09	'07-'09	% Change '07-'09
Agriculture, Forestry, Fishing and Hunting	3	-25%	19	-24%	90,998	-19%
Mining	NA	NA	NA	NA	NA	NA
Utilities	NA	NA	NA	NA	NA	NA
Construction	76	-24%	894	-30%	10,756,300	-31%
Manufacturing	73	-16%	2,419	-15%	55,982,089	-22%
Wholesale Trade	80	-2%	878	-9%	10,439,149	-12%
Retail Trade	230	-13%	3,607	-8%	20,236,574	-5%
Transportation and Warehousing	34	10%	1,588	8%	15,059,478	-6%
Information	15	-12%	1,450	-5%	18,007,754	-10%
Finance and Insurance	95	-13%	505	-18%	4,094,860	-61%
Real Estate and Rental and Leasing	71	-16%	536	-29%	3,079,194	-26%
Professional, Scientific and Technical Services	77	3%	783	-13%	7,216,745	-16%
Management of Companies and Enterprises	14	NA	916	NA	33,411,425	NA
Admin. & Support/Waste Mgmt. & Remediation	92	14%	1,770	-26%	11,929,602	-22%
Educational Services	62	7%	4,471	-1%	66,161,738	9%
Health Care and Social Assistance	176	11%	7,122	9%	69,586,765	10%
Arts, Entertainment and Recreation	24	-4%	739	-10%	3,452,462	-5%
Accommodation and Food Services	155	-9%	2,883	-14%	9,055,782	-12%
Other Services (except Public Administration)	144	-10%	900	-27%	4,793,400	-35%
Public Administration	5	-38%	103	-21%	1,368,538	-28%
Other	4	NA	4	NA	4	NA
<b>TOTAL</b>	<b>1,430</b>	<b>-6%</b>	<b>31,587</b>	<b>-5%</b>	<b>344,722,857</b>	<b>0%</b>

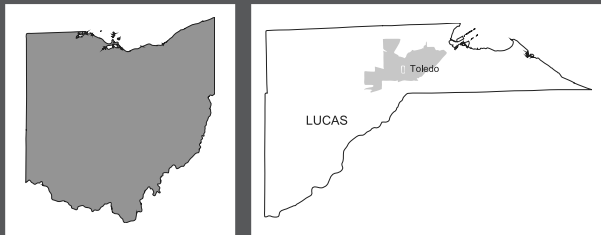
See pages 180 & 181 for the detailed demographic data for this district.



# 48TH

## FORTY-EIGHTH HOUSE DISTRICT

### DISTRICT MAP



### DESCRIPTION

Based in Lucas County, this district includes nine wards of the city of Toledo, located within the 11<sup>th</sup> Senate District.

### POLITICAL LANDSCAPE

**Political Republican Index:**

	'08	'10
	24.93%	23.24%

#### Results ('08 House):

Edna Brown	(D)	84.58%
Carolyn Eyre	(R)	15.42%

#### '08 Presidential Results:

Barack Obama	(D)	84.53%
John McCain	(R)	14.42%

**Democrats say:** Strong name ID and unquestionable commitment mean we'll see him in January.

**Republicans say:** Carolyn Eyre will work hard in this deeply Democrat district.

### CANDIDATES

#### MICHAEL ASHFORD (D-TOLEDO)

**Occupation:** Toledo City Councilman

**Campaign Committee:** Citizens With Ashford, 2910 Collingwood Blvd., Toledo, OH 43610

#### CAROLYN J. EYRE (R-TOLEDO)

**Experience:** Bible Temple Worship Center; daycare director, supervisor

**Occupation:** Minister, Community Liaison

**Memberships:** Erase the Hate Committee; Wood County Historical Society; United Church Women, president; Spanish American Organization; Greater Toledo Republican Club; Toledo Poznan Alliance; Hungarian Club

**Education:** Bowling Green State University; Lourdes College; Bible Temple School of Ministry

**Campaign Committee:** Eyre Election Committee, 2444 Charlestown Avenue, Toledo, OH 43613

### ECONOMIC PROFILE

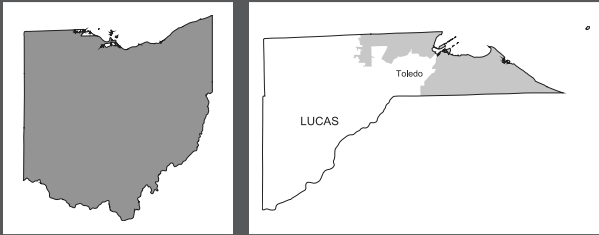
INDUSTRIES	# of Establishments	% Change '07-'09	Employment	% Change '07-'09	Payroll	% Change '07-'09
Agriculture, Forestry, Fishing and Hunting	7	0%	94	-3%	481,659	-7%
Mining	NA	NA	0	NA	0	NA
Utilities	NA	NA	NA	NA	NA	NA
Construction	91	-15%	1,451	-26%	16,999,691	-25%
Manufacturing	133	-6%	4,233	-11%	50,016,301	-25%
Wholesale Trade	125	-2%	1,739	-11%	19,056,980	-12%
Retail Trade	230	-5%	2,408	-4%	13,489,679	-4%
Transportation and Warehousing	48	-8%	1,605	1%	13,606,933	-22%
Information	29	-3%	1,041	-6%	11,594,074	-13%
Finance and Insurance	105	-9%	1,525	-33%	39,693,918	-27%
Real Estate and Rental and Leasing	63	-13%	580	-12%	4,920,516	-6%
Professional, Scientific and Technical Services	262	-7%	3,092	-4%	40,350,053	0%
Management of Companies and Enterprises	24	NA	1,815	NA	30,522,735	NA
Admin. & Support/Waste Mgmt. & Remediation	88	-7%	2,216	-32%	13,315,973	-24%
Educational Services	75	3%	6,094	-2%	76,446,506	2%
Health Care and Social Assistance	238	-6%	16,055	-1%	169,665,087	0%
Arts, Entertainment and Recreation	19	-10%	672	-13%	4,574,484	10%
Accommodation and Food Services	154	-6%	2,711	-14%	7,614,010	-21%
Other Services (except Public Administration)	171	-8%	3,282	-1%	16,436,354	-4%
Public Administration	54	4%	4,876	-4%	71,244,732	4%
Other	NA	NA	NA	NA	NA	NA
<b>TOTAL</b>	<b>1,916</b>	<b>-5%</b>	<b>55,490</b>	<b>-5%</b>	<b>600,029,685</b>	<b>-3%</b>

See pages 180 & 181 for the detailed demographic data for this district.

# 49<sup>TH</sup> FORTY-NINTH HOUSE DISTRICT



## DISTRICT MAP



### DESCRIPTION

Based in Lucas County, this district includes Harbor View, Jerusalem Twp., Oregon, Washington Twp, and parts of Sylvania Twp. and six wards of the city of Toledo, located within the 11<sup>th</sup> Senate District.

## CANDIDATES

### MATTHEW SZOLLOSI (D-OREGON) ★

**Experience:** Partner with Cosme, D' Angelo & Szollosi Co., L.P.A

**Occupation:** Attorney

**Education:** B.A. in English, University of Toledo; J.D., University of Toledo College of Law

**Campaign Committee:** Friends of Matt Szollosi, 3166 N. Republican Road, Toledo, OH 43615

**Website:** mattszollosi.com

### JEFF WINGATE (R-TOLEDO)

**Occupation:** Owner, Wingate Transportation

**Campaign Committee:** Citizens for Wingate, 6130 Holly Valley, Toledo, OH 43612

## POLITICAL LANDSCAPE

**Political Republican Index:**

	'08	'10
	41.03%	40.25%

### Results ('08 House):

Matt Szollosi	(D)	72.23%
Jeff Wingate	(R)	27.77%

### '08 Presidential Results:

Barack Obama	(D)	64.30%
John McCain	(R)	33.77%


**Democrats say:** One of the most influential House Democrats in the state, his continued advocacy for working families will earn continued support from voters this fall.

**Republicans say:** Jeff Wingate is a small business owner who knows this district well.

## ECONOMIC PROFILE

INDUSTRIES	# of Establishments		Employment		Payroll	
	'07-'09	% Change '07-'09	'07-'09	% Change '07-'09	'07-'09	% Change '07-'09
Agriculture, Forestry, Fishing and Hunting	3	-40%	11	-19%	50,566	-2%
Mining	NA	NA	NA	NA	NA	NA
Utilities	7	-13%	473	0%	9,964,577	17%
Construction	167	-15%	2,141	-5%	28,699,471	0%
Manufacturing	138	-14%	7,535	-33%	132,428,518	-33%
Wholesale Trade	126	-12%	2,008	-11%	24,163,302	-18%
Retail Trade	440	-2%	8,519	-8%	43,570,275	-9%
Transportation and Warehousing	99	0%	2,322	-20%	26,553,903	-25%
Information	20	18%	205	9%	2,171,489	3%
Finance and Insurance	180	1%	1,653	6%	17,155,214	8%
Real Estate and Rental and Leasing	84	-7%	528	-13%	3,727,957	-12%
Professional, Scientific and Technical Services	121	-14%	1,359	-19%	14,205,280	-13%
Management of Companies and Enterprises	10	NA	404	NA	7,678,846	NA
Admin. & Support/Waste Mgmt. & Remediation	104	-4%	2,550	-6%	16,235,666	-2%
Educational Services	53	-2%	2,790	-5%	27,381,422	-2%
Health Care and Social Assistance	295	-2%	7,590	-2%	80,322,756	-1%
Arts, Entertainment and Recreation	28	-3%	309	-4%	1,109,484	-10%
Accommodation and Food Services	289	2%	5,734	-12%	17,419,750	-20%
Other Services (except Public Administration)	210	-1%	1,456	-20%	8,351,490	-15%
Public Administration	12	0%	313	6%	2,319,878	-4%
Other	NA	NA	NA	NA	NA	NA
<b>TOTAL</b>	<b>2,386</b>	<b>-4%</b>	<b>47,901</b>	<b>-13%</b>	<b>463,509,844</b>	<b>-15%</b>

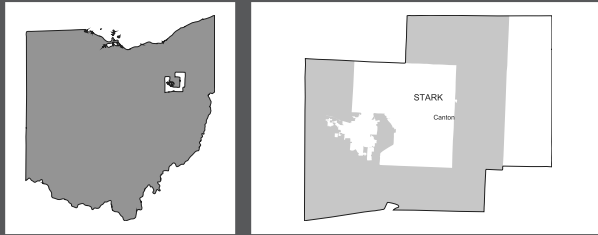




# 50TH

## FIFTIETH HOUSE DISTRICT

### DISTRICT MAP



### DESCRIPTION

Stark County District of Beach City, Brewster, Canal Fulton, East Canton, East Sparta, Hartville, Louisville, Magnolia, Navarre, Waynesburg, and Wilmot, located within the 29<sup>th</sup> Senate District.

### POLITICAL LANDSCAPE

**Political Republican Index:**

	'08	'10
	50.54%	51.61%

#### Results ('08 House):

Celeste DeHoff	(D)	44.22%
Todd A. Snitchler	(R)	55.78%

#### '08 Presidential Results:

Barack Obama	(D)	45.20%
John McCain	(R)	52.73%

**Democrats say:** Strong resume, unstoppable work ethic, and name ID in Stark County will result in an upset in this moderate House district.

**Republicans say:** Snitchler has been a rising star in the legislature since the moment he arrived; he will continue his service after defeating a weak Democrat challenger.

### CANDIDATES **TODD SNITCHLER (R-UNIONTOWN) ★**

**Experience:** Owner, Snitchler Law Firm LLC

**Occupation:** Attorney

**Memberships:** Past chairman and secretary of Lake Township Chamber of Commerce; co-founder and past president of Lake Township Development Foundation; graduate of Leadership Stark County's 20<sup>th</sup> Class; active member of The Chapel in North Canton

**Education:** B.A., History and Secondary Education/Social Science, Grove City College; J.D., University of Akron

**Campaign Committee:** Committee to Elect Snitchler, 10689 Cleveland Ave. NW, Suite B, Uniontown, OH 44685

**Website:** toddsnitchler.com

### **TODD BOSLEY (D-LOUISVILLE)**

**Occupation:** Founder/Owner Ohio Trading, Inc.

**Education:** St. Thomas Aquinas H.S.; Kent State University; Wheaton College

**Campaign Committee:** Friends to Elect Todd Bosley, 8855 State St. NE, Louisville, OH 44641

**Website:** toddbosley.com


### ECONOMIC PROFILE

INDUSTRIES	# of Establishments	% Change '07-'09	Employment	% Change '07-'09	Payroll	% Change '07-'09
Agriculture, Forestry, Fishing and Hunting	14	8%	134	24%	909,968	14%
Mining	NA	NA	NA	NA	NA	NA
Utilities	NA	NA	NA	NA	NA	NA
Construction	292	-17%	1,488	-27%	12,047,921	-22%
Manufacturing	120	-11%	4,222	-25%	41,709,939	-27%
Wholesale Trade	88	-1%	1,356	11%	13,602,076	18%
Retail Trade	222	0%	2,725	-4%	14,438,336	-3%
Transportation and Warehousing	77	-6%	572	-12%	4,589,449	-10%
Information	11	22%	79	10%	418,469	22%
Finance and Insurance	94	-3%	458	-10%	3,966,627	-22%
Real Estate and Rental and Leasing	37	-18%	124	7%	619,851	5%
Professional, Scientific and Technical Services	118	2%	528	-4%	4,555,557	8%
Management of Companies and Enterprises	6	-33%	54	9%	1,221,341	30%
Admin. & Support/Waste Mgmt. & Remediation	97	7%	663	-12%	4,757,534	-10%
Educational Services	52	-15%	2,640	-8%	24,420,338	-6%
Health Care and Social Assistance	129	-2%	3,443	6%	20,978,939	2%
Arts, Entertainment and Recreation	24	9%	219	16%	954,799	15%
Accommodation and Food Services	133	0%	1,806	-7%	4,687,509	-5%
Other Services (except Public Administration)	163	-10%	1,123	-21%	5,750,448	-29%
Public Administration	30	0%	683	11%	5,377,714	1%
Other	NA	NA	NA	NA	NA	NA
<b>TOTAL</b>	<b>1,707</b>	<b>-6%</b>	<b>22,318</b>	<b>-10%</b>	<b>165,006,815</b>	<b>-12%</b>

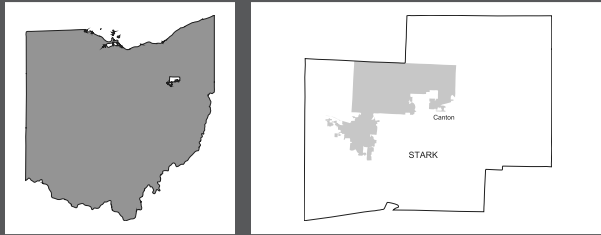
See pages 180 & 181 for the detailed demographic data for this district.

# 51ST

## FIFTY-FIRST HOUSE DISTRICT



### DISTRICT MAP



### DESCRIPTION

Based in Stark County, this district includes Hills and Dales, Jackson Twp., Massillon, North Canton and parts of Perry Twp., Plain Twp. and Tuscarawas Twp., located within the 29<sup>th</sup> Senate District.

### CANDIDATES

#### ANDREW HAINES (D-CANTON)

**Experience:** Founder, Biz Sellers

**Occupation:** CEO, Conquest Creative

**Education:** Lampeter-Strasberg Senior High

**Campaign Committee:** Haines for Ohio, 5230 Fleetwood Ave. NW, Canton, OH 44718

**Website:** andrewhaines.com

#### KIRK SCHURING (R-CANTON)

**Experience:** Independent Insurance Agent

**Occupation:** Senator

**Education:** Kent State University

**Campaign Committee:** Citizens for Schuring Committee, 400 Market Ave N. STE 400A, Canton, OH 44702

### POLITICAL LANDSCAPE

**Political Republican Index:** '08 51.21% '10 51.21%

**Results ('08 House):**  
Scott Oelslager (R) 100.00%

**'08 Presidential Results:**  
Barack Obama (D) 48.82%  
John McCain (R) 49.48%


**Democrats say:** Hardworking campaigner with young energy, who would give any candidate a run for his money.

**Republicans say:** Schuring reclaims his old House seat by a wide margin.

### ECONOMIC PROFILE

INDUSTRIES	# of Establishments		Employment		Payroll	
	'07-'09	% Change '07-'09	'07-'09	% Change '07-'09	'07-'09	% Change '07-'09
Agriculture, Forestry, Fishing and Hunting	4	33%	20	15%	137,241	25%
Mining	17	21%	137	2%	1,953,691	-45%
Utilities	10	0%	252	-4%	4,890,256	2%
Construction	194	-17%	1,481	-20%	15,082,216	-15%
Manufacturing	151	3%	5,832	-13%	58,930,583	-20%
Wholesale Trade	161	-3%	1,636	-18%	18,356,924	-17%
Retail Trade	517	-1%	10,371	-6%	54,112,083	-6%
Transportation and Warehousing	58	-8%	1,221	-13%	11,033,941	-7%
Information	41	-2%	1,397	-1%	11,973,226	-6%
Finance and Insurance	278	-5%	2,946	-2%	34,749,130	-10%
Real Estate and Rental and Leasing	121	-9%	820	-19%	6,071,544	-19%
Professional, Scientific and Technical Services	308	-6%	2,554	1%	24,211,947	2%
Management of Companies and Enterprises	14	0%	836	232%	9,756,454	33%
Admin. & Support/Waste Mgmt. & Remediation	159	1%	4,540	0%	28,232,301	-5%
Educational Services	62	-2%	4,874	3%	42,514,169	3%
Health Care and Social Assistance	432	4%	10,542	3%	87,037,774	5%
Arts, Entertainment and Recreation	44	0%	688	-12%	2,374,356	-12%
Accommodation and Food Services	311	3%	7,183	0%	23,469,759	1%
Other Services (except Public Administration)	307	-4%	2,441	5%	12,166,322	11%
Public Administration	25	-4%	986	8%	10,936,772	12%
Other	3	0%	7	-34%	34,238	-47%
<b>TOTAL</b>	<b>3,217</b>	<b>-3%</b>	<b>60,763</b>	<b>-2%</b>	<b>458,024,927</b>	<b>-5%</b>

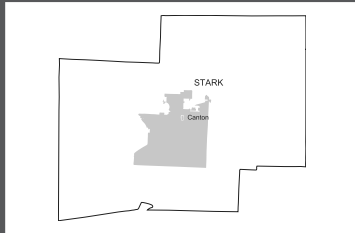
See pages 182 & 183 for the detailed demographic data for this district.



# 52ND

## FIFTY-SECOND HOUSE DISTRICT

### DISTRICT MAP



### DESCRIPTION

Based in Stark County, this district includes Canton, Canton Twp., Meyers Lake and parts of Perry Twp. and Plain Twp., located within the 29<sup>th</sup> Senate District.

### POLITICAL LANDSCAPE

**Political Republican Index:** '08 36.32% '10 35.81%

#### Results ('08 House):

Stephen Slesnick (D) 68.60%  
Richard Hart (R) 31.40%

#### '08 Presidential Results:

Barack Obama (D) 65.05%  
John McCain (R) 32.63%

**Democrats say:** Freshman lawmaker and small businessman has been active in the district and will be successful this fall.

**Republicans say:** As the executive director of the Stark County GOP, Secrest has the political know-how to be successful vs. a well-known Democrat.

### CANDIDATES

#### STEPHEN SLESNICK (D-CANTON) ★

**Experience:** Current vice president of Slesnick Iron & Metal

**Occupation:** Scrap metal business owner/legislator

**Memberships:** ISRI, board member; Temple Israel; Institute of Scrap Recycling Industries; Ohio State Alumni Association

**Education:** B.S., The Ohio State University

**Campaign Committee:** Committee to Elect Stephen Slesnick, 4725 Greenbrier Square, Canton, OH 44714

**Website:** slesnickforohio.com

#### TRAVIS SECREST (R-CANTON)

**Experience:** Reservation Director, Seven Ranges Scout Reservation

**Occupation:** Executive Director, Stark County Republican Party

**Memberships:** Boy Scouts of America

**Education:** B.A. Political Science, Baldwin-Wallace

**Campaign Committee:** Citizens for Secrest, 2522 Baum Street, Canton, OH 44707

**Website:** travissecrest.com

### ECONOMIC PROFILE

INDUSTRIES	# of Establishments	% Change '07-'09	Employment	% Change '07-'09	Payroll	% Change '07-'09
Agriculture, Forestry, Fishing and Hunting	0	NA	0	NA	0	NA
Mining	NA	NA	NA	NA	NA	NA
Utilities	NA	NA	428	0%	7,985,923	-6%
Construction	159	-13%	2,384	-11%	31,780,594	-9%
Manufacturing	186	-3%	12,013	-6%	199,981,007	-8%
Wholesale Trade	132	-6%	2,492	-11%	33,406,877	-7%
Retail Trade	260	-3%	3,454	-8%	19,161,595	-9%
Transportation and Warehousing	56	-2%	1,706	-3%	18,332,465	-9%
Information	18	-10%	722	-12%	7,986,856	-9%
Finance and Insurance	114	1%	2,161	1%	25,051,691	-13%
Real Estate and Rental and Leasing	61	5%	259	0%	1,544,886	1%
Professional, Scientific and Technical Services	177	-2%	1,220	-10%	12,665,773	-10%
Management of Companies and Enterprises	11	0%	705	-17%	13,429,799	-30%
Admin. & Support/Waste Mgmt. & Remediation	90	-17%	1,515	-35%	8,450,854	-28%
Educational Services	61	2%	4,206	-3%	35,004,833	-2%
Health Care and Social Assistance	229	4%	11,418	1%	121,278,887	6%
Arts, Entertainment and Recreation	24	0%	598	8%	2,947,996	13%
Accommodation and Food Services	178	-5%	2,968	-11%	8,610,208	-7%
Other Services (except Public Administration)	218	-8%	1,540	-9%	8,674,126	-12%
Public Administration	32	3%	2,024	-3%	23,757,375	-1%
Other	NA	NA	NA	NA	NA	NA
<b>TOTAL</b>	<b>2,006</b>	<b>-4%</b>	<b>51,812</b>	<b>-6%</b>	<b>580,051,745</b>	<b>-6%</b>

# of Establishments	% Change '07-'09	Employment	% Change '07-'09	Payroll	% Change '07-'09
0	NA	0	NA	0	NA
NA	NA	NA	NA	NA	NA
NA	NA	428	0%	7,985,923	-6%
159	-13%	2,384	-11%	31,780,594	-9%
186	-3%	12,013	-6%	199,981,007	-8%
132	-6%	2,492	-11%	33,406,877	-7%
260	-3%	3,454	-8%	19,161,595	-9%
56	-2%	1,706	-3%	18,332,465	-9%
18	-10%	722	-12%	7,986,856	-9%
114	1%	2,161	1%	25,051,691	-13%
61	5%	259	0%	1,544,886	1%
177	-2%	1,220	-10%	12,665,773	-10%
11	0%	705	-17%	13,429,799	-30%
90	-17%	1,515	-35%	8,450,854	-28%
61	2%	4,206	-3%	35,004,833	-2%
229	4%	11,418	1%	121,278,887	6%
24	0%	598	8%	2,947,996	13%
178	-5%	2,968	-11%	8,610,208	-7%
218	-8%	1,540	-9%	8,674,126	-12%
32	3%	2,024	-3%	23,757,375	-1%
NA	NA	NA	NA	NA	NA
<b>2,006</b>	<b>-4%</b>	<b>51,812</b>	<b>-6%</b>	<b>580,051,745</b>	<b>-6%</b>

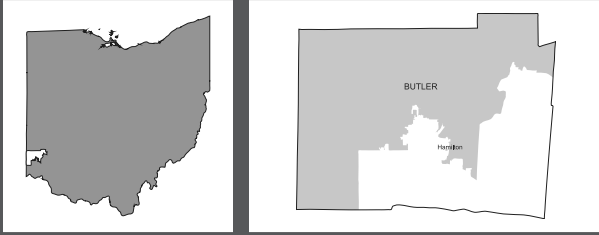
See pages 182 & 183 for the detailed demographic data for this district.



# 53RD

## FIFTY-THIRD HOUSE DISTRICT

### DISTRICT MAP



### DESCRIPTION

In Butler County, this district includes College Corner, Jacksonburg, New Miami, Oxford, Seven Mile, Somerville, Trenton and two wards of Middletown, located within the 4<sup>th</sup> Senate District.

### POLITICAL LANDSCAPE

**Political Republican Index:** '08 60.65% '10 61.62%

**Results ('08 House):**  
Rocky Day (D) 34.15%  
Timothy Derickson (R) 65.85%

**'08 Presidential Results:**  
Barack Obama (D) 37.58%  
John McCain (R) 60.87%

**Democrats say:** The right priorities and right background make him a strong challenger.

**Republicans say:** Tim Derickson wins with ease in this solidly Republican seat.

### CANDIDATES

#### TIMOTHY DERICKSON (R-OXFORD) ★

**Experience:** Dairy farmer; third party administrator of group healthcare; current owner of Colonial Woods Furniture; Coldwell Banker Realtor

**Occupation:** Business owner

**Memberships:** Oxford Bible Fellowship Church, trustee chairman; Northwest Butler County Regional Alliance, chairman; Butler County Township Association, president; Butler County Emergency Management Agency, vice chairman; Butler County Sportsman Club; IZAAF Walton League; Oxford Chamber of Commerce; National Rifle Association; National Association of Realtors; Butler County Farm Bureau

**Education:** Associates, Agricultural Business, Clark State College; B.A., administration and management, Miami University

**Campaign Committee:** Friends of Timothy Derickson, 1855 Gardner Road, Hamilton, OH 45013

**Website:** votederickson.com

#### JAMES C. SHEW (D-MIDDLETOWN)

**Occupation:** Attorney


**Memberships:** Butler County Bar Association; Florida Bar Association; Ohio State Bar Association; Middletown Area Senior Center; Middletown Area Salvation Army; Middletown Kiwanis

**Education:** J.D., University of Akron School of Law

**Campaign Committee:** Friends of J.C. Shew, 16 N. Main Street, Middletown, OH 45042

### ECONOMIC PROFILE

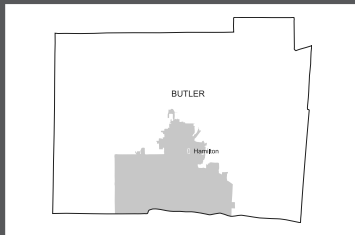
INDUSTRIES	# of Establishments		Employment		Payroll	
	'07-'09	% Change '07-'09	'07-'09	% Change '07-'09	'07-'09	% Change '07-'09
Agriculture, Forestry, Fishing and Hunting	3	-25%	12	0%	31,628	-65%
Mining	NA	NA	NA	NA	NA	NA
Utilities	10	0%	209	-5%	2,807,651	-15%
Construction	191	-20%	1,145	-19%	10,553,865	-15%
Manufacturing	81	-4%	2,366	-15%	35,630,142	-10%
Wholesale Trade	55	-14%	387	-9%	4,451,256	-23%
Retail Trade	191	-1%	2,995	-4%	14,432,961	-4%
Transportation and Warehousing	52	-2%	508	21%	4,334,849	-1%
Information	17	6%	234	-26%	2,284,855	-27%
Finance and Insurance	79	11%	515	26%	5,565,578	35%
Real Estate and Rental and Leasing	48	-17%	258	-8%	1,762,859	-12%
Professional, Scientific and Technical Services	107	-13%	624	2%	6,538,775	1%
Management of Companies and Enterprises	4	NA	37	NA	385,487	NA
Admin. & Support/Waste Mgmt. & Remediation	65	-11%	411	-28%	2,741,698	-26%
Educational Services	50	-4%	8,264	-4%	82,208,636	-2%
Health Care and Social Assistance	175	9%	5,924	13%	53,770,602	15%
Arts, Entertainment and Recreation	21	5%	293	54%	1,078,518	11%
Accommodation and Food Services	124	2%	2,755	-2%	7,047,721	-2%
Other Services (except Public Administration)	158	-4%	884	-1%	4,959,696	5%
Public Administration	43	2%	792	7%	6,598,079	-12%
Other	NA	NA	NA	NA	NA	NA
<b>TOTAL</b>	<b>1,474</b>	<b>-5%</b>	<b>28,614</b>	<b>-1%</b>	<b>247,184,856</b>	<b>-2%</b>



# 54TH

## FIFTY-FOURTH HOUSE DISTRICT

### DISTRICT MAP



### DESCRIPTION

Based in Butler County, this district includes Fairfield, Hamilton, Millville, Ross Twp. and parts of Fairfield Twp., Hanover Twp. and St. Clair Twp., located within the 4<sup>th</sup> Senate District.

### POLITICAL LANDSCAPE

**Political Republican Index:**

	'08	'10
	61.23%	61.60%

#### Results ('08 House):

Ken Keith	(D)	42.96%
Courtney Combs	(R)	57.04%

#### '08 Presidential Results:

Barack Obama	(D)	39.87%
John McCain	(R)	58.64%

**Democrats say:** Attorney with proven record of fighting for the little guy makes this newcomer especially appealing against just another politician.

**Republicans say:** Courtney Combs will return for his final term in 2011.

### CANDIDATES

#### COURTNEY COMBS (R-HAMILTON) ★

**Experience:** Owner of Combs Group Realty

**Occupation:** Real Estate Broker

**Memberships:** St. Peter in Chains Church; Hamilton-Fairfield Heart Association; Hamilton, Fairfield and Oxford Board of Realtors; Kiwanis; Hamilton Chamber of Commerce; Fairfield Chamber of Commerce

**Education:** Real Estate Institute, Miami University of Ohio

**Campaign Committee:** Citizens for Combs, 5331 S. Gillmore Rd., Fairfield, OH 45014

#### BRUCE CARTER (D-FAIRFIELD)

**Experience:** Journalist; teacher

**Occupation:** Attorney

**Memberships:** Mount Hope Baptist Church

**Education:** B.A., Journalism, Marshall University; M.A.J., Marshall University; J.D., University of Akron

**Campaign Committee:** Friends of Bruce Carter, 5458 Yosemite Drive, Fairfield, OH 45014

**Website:** [brucecarterforthehouse.com](http://brucecarterforthehouse.com)

### ECONOMIC PROFILE


#### INDUSTRIES

	# of Establishments	% Change '07-'09	Employment	% Change '07-'09	Payroll	% Change '07-'09
Agriculture, Forestry, Fishing and Hunting	0	NA	0	NA	0	NA
Mining	NA	NA	NA	NA	NA	NA
Utilities	NA	NA	NA	NA	NA	NA
Construction	167	-12%	1,539	-19%	15,693,755	-15%
Manufacturing	169	-9%	6,465	-3%	71,259,762	-10%
Wholesale Trade	131	-4%	3,871	1%	45,126,416	-4%
Retail Trade	321	-2%	5,135	-8%	32,748,720	-9%
Transportation and Warehousing	68	-3%	1,476	-15%	13,503,689	-21%
Information	22	16%	691	-9%	6,999,289	-16%
Finance and Insurance	132	2%	5,493	-4%	93,543,955	-5%
Real Estate and Rental and Leasing	77	-11%	511	-11%	4,604,317	-8%
Professional, Scientific and Technical Services	167	-6%	1,351	-11%	12,435,813	-15%
Management of Companies and Enterprises	13	-7%	115	-24%	2,088,173	-19%
Admin. & Support/Waste Mgmt. & Remediation	115	11%	2,992	-31%	15,555,913	-22%
Educational Services	54	-2%	3,331	-3%	31,865,229	-3%
Health Care and Social Assistance	261	2%	7,742	-2%	69,697,839	1%
Arts, Entertainment and Recreation	26	-10%	257	-4%	1,239,195	-6%
Accommodation and Food Services	192	-8%	4,102	-7%	12,083,833	-9%
Other Services (except Public Administration)	170	-13%	1,033	-13%	6,846,090	-17%
Public Administration	46	5%	2,339	2%	26,448,472	7%
Other	6	NA	24	NA	316,201	NA
<b>TOTAL</b>	<b>2,137</b>	<b>-4%</b>	<b>48,466</b>	<b>-7%</b>	<b>462,056,661</b>	<b>-7%</b>

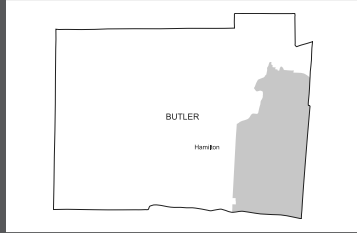
See pages 182 & 183 for the detailed demographic data for this district.

# 55TH

## FIFTY-FIFTH HOUSE DISTRICT



### DISTRICT MAP



### DESCRIPTION

Based in Butler County, this district includes Lemon Twp., Liberty Twp., Monroe, Sharonville, West Chester Twp., and two wards of Middletown, located within the 4<sup>th</sup> Senate District.

### POLITICAL LANDSCAPE

**Political Republican Index:**

	'08	'10
	66.54%	66.04%

**Results ('08 House):**

Tony Klimek	(D)	37.19%
Bill Coley	(R)	62.81%

**'08 Presidential Results:**

Barack Obama	(D)	36.92%
John McCain	(R)	61.92%

**Democrats say:** Community leader whose reputation is full of accomplishments will perform well in November.

**Republicans say:** Bill Coley will retain this seat in November.

### CANDIDATES

#### WILLIAM COLEY (R-MIDDLETOWN) ★

**Occupation:** Attorney

**Memberships:** St. John's Catholic Church; Ohio, Kentucky, and Indiana Bar Associations; Sons of the American Legion; Butler County Park Advisory Board

**Education:** B.S., Finance, University of Dayton; J.D., Cleveland-Marshall College of Law

**Campaign Committee:** Friends of Bill Coley, 8265 Cherry Laurel Dr., Middletown, OH 45044

#### SUSAN RUBIN (D-MIDDLETOWN)

**Experience:** Owner/Operator, Stonegate Farm, Inc.; former owner, Designer Type; former owner, CodeWorks; Typographer, Westerman Print Company; Typographer/Production Artist, Standard Printing Company; Typographer/Production Artist, Union Times

**Occupation:** Founder/Publisher, Monroe Observer

**Memberships:** Friends of the Monroe Lending Library; Gifted Children Coordinator, Dayton Area Mensa; Monroe Area Community Improvement Corporation, founder and president

**Education:** BFA, Electronic Media, College-Conservatory of Music at the University of Cincinnati

**Campaign Committee:** Friends of Suzi Rubin, 6737 Hamilton-Middletown Road, Middletown, OH 45044


**Website:** [suzirubin.com](http://suzirubin.com)

### ECONOMIC PROFILE

INDUSTRIES	# of Establishments		Employment		Payroll	
	'07-'09	% Change '07-'09	'07-'09	% Change '07-'09	'07-'09	% Change '07-'09
Agriculture, Forestry, Fishing and Hunting	4	-33%	18	-23%	92,629	-17%
Mining	NA	NA	NA	NA	NA	NA
Utilities	NA	NA	NA	NA	NA	NA
Construction	229	-9%	3,937	-25%	49,802,746	-21%
Manufacturing	186	-4%	10,373	-5%	189,155,377	1%
Wholesale Trade	356	0%	8,023	1%	110,443,473	2%
Retail Trade	315	1%	7,080	6%	44,027,628	4%
Transportation and Warehousing	108	2%	5,889	12%	57,487,389	11%
Information	34	17%	367	55%	4,135,342	67%
Finance and Insurance	189	1%	1,704	-11%	26,664,976	0%
Real Estate and Rental and Leasing	108	-1%	634	11%	5,374,953	4%
Professional, Scientific and Technical Services	241	4%	1,515	1%	20,596,257	10%
Management of Companies and Enterprises	13	NA	483	NA	7,004,941	NA
Admin. & Support/Waste Mgmt. & Remediation	173	16%	4,103	-2%	30,184,034	-1%
Educational Services	58	4%	3,507	10%	34,304,110	14%
Health Care and Social Assistance	203	14%	4,331	10%	32,829,357	12%
Arts, Entertainment and Recreation	31	-9%	427	2%	1,864,618	5%
Accommodation and Food Services	214	2%	5,085	-6%	17,201,685	-9%
Other Services (except Public Administration)	189	-12%	1,570	0%	10,277,187	-4%
Public Administration	7	-22%	618	8%	7,999,640	13%
Other	8	33%	12	23%	130,296	152%
<b>TOTAL</b>	<b>2,666</b>	<b>1%</b>	<b>59,676</b>	<b>0%</b>	<b>649,576,638</b>	<b>3%</b>

See pages 182 & 183 for the detailed demographic data for this district.

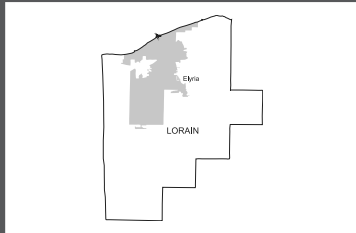




# 56TH

## FIFTY-SIXTH HOUSE DISTRICT

### DISTRICT MAP



### DESCRIPTION

Based in Lorain County, this district includes Amherst Twp., Lorain, New Russia Twp., Oberlin, Sheffield Lake, Sheffield Twp., South Amherst and parts of Carlisle Twp., Elyria Twp. and two wards of Elyria, located within the 13<sup>th</sup> Senate District.

### POLITICAL LANDSCAPE

**Political Republican Index:** '08 30.22% '10 29.73%

**Results ('08 House):**  
Joseph F. Koziura (D) 100.00%

**'08 Presidential Results:**  
Barack Obama (D) 71.50%  
John McCain (R) 26.75%

**Democrats say:** Young and bright first-time candidate won a hard-earned victory in the Primary and will continue that success this fall.

**Republicans say:** Lewandowski has a long record of academic service that will serve him well for this seat.

### ECONOMIC PROFILE

INDUSTRIES	# of Establishments		Employment		Payroll	
	'07	'09	'07	'09	'07	'09
Agriculture, Forestry, Fishing and Hunting	NA	NA	NA	NA	NA	NA
Mining	NA	NA	NA	NA	NA	NA
Utilities	11	0%	407	7%	7,408,387	15%
Construction	122	-18%	969	-21%	9,829,581	-21%
Manufacturing	104	-7%	4,639	-11%	68,717,378	-7%
Wholesale Trade	61	-5%	751	-6%	7,478,612	-18%
Retail Trade	211	-7%	2,967	-8%	15,162,526	-7%
Transportation and Warehousing	44	-19%	503	-28%	5,321,286	-33%
Information	15	7%	612	-15%	5,687,373	-8%
Finance and Insurance	79	-6%	588	-9%	5,377,968	-17%
Real Estate and Rental and Leasing	85	-11%	324	-4%	1,865,037	-6%
Professional, Scientific and Technical Services	107	-7%	620	-4%	6,866,763	12%
Management of Companies and Enterprises	7	-13%	254	-13%	2,950,537	-21%
Admin. & Support/Waste Mgmt. & Remediation	71	-5%	2,077	54%	9,955,701	81%
Educational Services	55	-5%	3,649	-14%	45,448,521	-1%
Health Care and Social Assistance	192	-6%	7,046	-2%	59,162,822	-1%
Arts, Entertainment and Recreation	22	-8%	191	-1%	826,583	15%
Accommodation and Food Services	130	2%	1,895	4%	5,645,798	6%
Other Services (except Public Administration)	160	-14%	1,141	-22%	6,331,140	-19%
Public Administration	45	2%	1,243	2%	13,652,765	-2%
Other	NA	NA	NA	NA	NA	NA
<b>TOTAL</b>	<b>1,521</b>	<b>-8%</b>	<b>29,878</b>	<b>-5%</b>	<b>277,688,778</b>	<b>-4%</b>

See pages 182 & 183 for the detailed demographic data for this district.

### CANDIDATES

#### DAN RAMOS (D-LORAIN)

**Experience:** Senior Policy Analyst, Ohio House of Representatives; Assistant Political Director, Ohio House Democratic Caucus; Policy Aide, Ohio House of Representatives; Field Director, Ohio House Democratic Caucus; Legislative Aide, Rep. Joe Koziura

**Education:** B.A., Political Science and American Studies, The Ohio State University

**Campaign Committee:** Friends of Dan Ramos, 1828 W. 38<sup>th</sup> St., Lorain, OH 44053

**Website:** ramosforrep.com

#### HENRY S. LEWANDOWSKI (R-LORAIN)

**Occupation:** Associate Professor of Business, Baldwin-Wallace College

**Memberships:** American Society for Quality; The Institute for Operations Research and Management Science

**Education:** B.S., Civil Engineering and Computer Science, Rose-Hulman Institute of Technology; Masters and Doctorate Degrees in Industrial Engineering, Cleveland State University

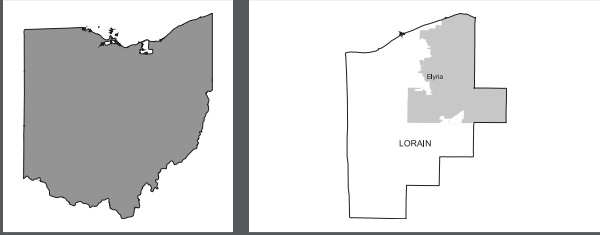
**Campaign Committee:** Committee to Elect Skip Lewandowski, 606 E. Erie Avenue, Lorain, OH 44052

**Website:** skipforohiohouse.com

# 57<sup>TH</sup> FIFTY-SEVENTH HOUSE DISTRICT



## DISTRICT MAP



### DESCRIPTION

Based in Lorain County, this district includes Avon, Avon Lake, Columbia Twp., Eaton Twp., North Ridgeville, Sheffield and parts of Carlisle Twp., Elyria Twp., and five wards of Elyria, located within the 13<sup>th</sup> Senate District.

## POLITICAL LANDSCAPE

**Political Republican Index:**

	'08	'10
	47.27%	47.58%

**Results ('08 House):**

Matt Lundy	(D)	57.61%
Daniel Urban	(R)	42.39%

**'08 Presidential Results:**

Barack Obama	(D)	51.33%
John McCain	(R)	47.10%

**Democrats say:** One of the strongest advocates for consumers and hardest working lawmakers, we expect voters to overwhelmingly support reelection.

**Republicans say:** Rae Lynn Brady understands the demands of small businesses and will help bring this seat back into the Republican column.

## CANDIDATES

### MATT LUNDY (D-ELYRIA) ★

**Experience:** Former investigative and political reporter; former assistant safety director, City of Elyria

**Occupation:** Legislator

**Education:** A.A., Lorain County Community College; B.S. Human Resource Management, Friends University; M.B.A. Graduate Studies, Tiffin University

**Campaign Committee:** Families for Lundy, 338 Olive Street, Elyria, OH 44035

**Website:** mattlundy.com

### RAE LYNN BRADY (R-ELYRIA)

**Experience:** Twist-n-Shake owner; Lorain Morning Journal; Legal Secretary

**Occupation:** Small Business Owner

**Memberships:** Grace Lutheran Church; Past Board Member of the Elyria YMCA; Committee member, American Legion Auxillary

**Campaign Committee:** Committee to Elect Rae Lynn Brady, 324 Ohio Street, Elyria, OH 44035


**Website:** raelynnbrady.com

### JOSH R. ROBERTSON (LIBERTARIAN)

**Website:** votejoshrobertson2010.com

## ECONOMIC PROFILE

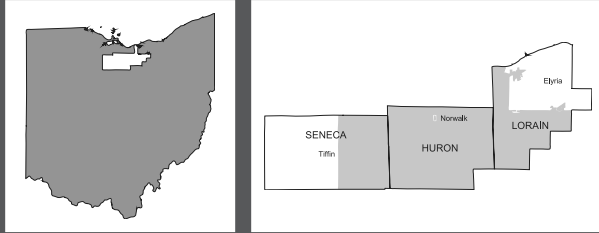
INDUSTRIES	# of Establishments		Employment		Payroll	
	'07-'09	'07-'09	'07-'09	'07-'09	'07-'09	'07-'09
Agriculture, Forestry, Fishing and Hunting	NA	NA	NA	NA	NA	NA
Mining	NA	NA	NA	NA	NA	NA
Utilities	8	0%	230	2%	4,017,836	-7%
Construction	307	-15%	1,955	-23%	18,546,355	-22%
Manufacturing	230	1%	10,374	-17%	145,558,408	-25%
Wholesale Trade	192	-6%	1,674	-5%	19,483,663	0%
Retail Trade	415	-1%	7,873	-5%	43,314,043	-3%
Transportation and Warehousing	75	7%	1,593	-4%	15,658,509	-9%
Information	24	-27%	479	-27%	3,767,619	-29%
Finance and Insurance	174	-5%	1,060	-6%	12,001,009	1%
Real Estate and Rental and Leasing	78	-8%	421	-11%	2,740,563	-8%
Professional, Scientific and Technical Services	220	6%	1,493	2%	16,755,827	4%
Management of Companies and Enterprises	12	33%	499	94%	15,419,546	196%
Admin. & Support/Waste Mgmt. & Remediation	168	3%	2,281	-14%	16,219,234	-11%
Educational Services	72	6%	4,262	7%	38,954,234	9%
Health Care and Social Assistance	274	4%	5,693	5%	51,469,416	1%
Arts, Entertainment and Recreation	46	2%	447	-27%	2,118,948	-13%
Accommodation and Food Services	243	0%	4,292	-7%	12,723,953	-6%
Other Services (except Public Administration)	227	-4%	1,207	2%	6,752,714	2%
Public Administration	62	-2%	2,389	-3%	28,472,210	2%
Other	NA	NA	NA	NA	NA	NA
<b>TOTAL</b>	<b>2,827</b>	<b>-2%</b>	<b>48,224</b>	<b>-7%</b>	<b>453,974,087</b>	<b>-9%</b>



# 58TH

## FIFTY-EIGHTH HOUSE DISTRICT

### DISTRICT MAP



### DESCRIPTION

Huron and parts of Lorain and Seneca Counties, including Amherst, Kipton, Vermilion, Wellington Twp., and Adams Twp., Attica, Bloomville, Green Springs, and Republic, located within the 13<sup>th</sup> Senate District.

### POLITICAL LANDSCAPE

**Political Republican Index:** '08 52.46% '10 52.22%

#### Results ('08 House):

Terry Traster (D) 46.41%  
Terry R. Boose (R) 53.59%

#### '08 Presidential Results:

Barack Obama (D) 48.10%  
John McCain (R) 49.77%

**Democrats say:** Greg is a combat veteran, former cop and avid sportsman. Fitting his district to a T, he will reclaim this seat for the Democrats.

**Republicans say:** The NFIB Guardian of Small Business, Boose hangs onto this seat that he flipped to Republican in 2008.

### CANDIDATES TERRY BOOSE (R-NORWALK) ★

**Experience:** Norwalk Township Fiscal Officer; former part owner of Boose Farms Inc.

**Occupation:** Controller, Norwalk Concrete

**Memberships:** Board of Directors for Sandusky Bay Area Goodwill; Goodwill Planning Committee, committee chairman; Norwalk United Fund, board member; Huron County Township Association

**Education:** B.S., Business Administration, Bowling Green University; M.B.A., Texas Tech University; graduated from Leadership and Education and Development program from The Ohio State University

**Campaign Committee:** Boose for State Representative, 5054 St Rt 601, Norwalk, OH 44857

**Website:** terryboose.com

### GREGORY S. DAVIDSON (R-WILLARD)

**Experience:** Former police officer

**Occupation:** Electrician

**Campaign Committee:** Davidson for State Representative, 403 W. Emerald, Willard, OH 44890

### BOB WILLIAMS (LIBERTARIAN)

**Website:** ohiowithoutdebt.com

### ECONOMIC PROFILE


INDUSTRIES	# of Establishments	% Change '07-'09	Employment	% Change '07-'09	Payroll	% Change '07-'09
Agriculture, Forestry, Fishing and Hunting	26	13%	289	7%	1,879,083	-6%
Mining	NA	NA	NA	NA	NA	NA
Utilities	15	-6%	211	-7%	2,796,270	1%
Construction	259	-18%	1,889	-23%	18,832,232	-25%
Manufacturing	164	-11%	7,416	-28%	75,854,979	-28%
Wholesale Trade	105	1%	1,013	-2%	10,352,395	-3%
Retail Trade	298	-9%	3,726	-9%	19,756,079	-7%
Transportation and Warehousing	89	-13%	1,420	4%	12,407,487	-5%
Information	37	-5%	469	-14%	3,268,456	-16%
Finance and Insurance	132	-3%	840	-7%	7,349,514	-12%
Real Estate and Rental and Leasing	71	1%	240	1%	1,511,786	16%
Professional, Scientific and Technical Services	137	-5%	768	-12%	6,394,962	-14%
Management of Companies and Enterprises	8	0%	80	4%	908,746	-38%
Admin. & Support/Waste Mgmt. & Remediation	63	-19%	644	-40%	4,719,737	-30%
Educational Services	76	-1%	3,314	-2%	29,595,317	-2%
Health Care and Social Assistance	223	0%	4,393	2%	39,242,412	3%
Arts, Entertainment and Recreation	32	-14%	239	-12%	780,267	-17%
Accommodation and Food Services	184	-5%	2,771	-9%	7,087,283	-11%
Other Services (except Public Administration)	217	0%	1,245	-5%	5,119,217	-7%
Public Administration	100	-2%	952	-8%	8,029,553	1%
Other	NA	NA	NA	NA	NA	NA
<b>TOTAL</b>	<b>2,236</b>	<b>-7%</b>	<b>31,921</b>	<b>-13%</b>	<b>255,885,776</b>	<b>-15%</b>

See pages 182 & 183 for the detailed demographic data for this district.

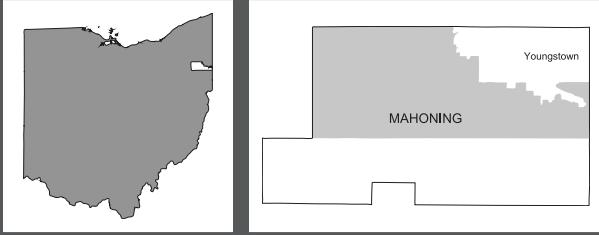


# 59TH

## FIFTY-NINTH HOUSE DISTRICT



### DISTRICT MAP



### DESCRIPTION

Based in Mahoning County, this district includes Berlin Twp., Boardman Twp., Canfield, Canfield Twp., Craig Beach, Ellsworth Twp., Jackson Twp., Milton Twp., Poland, Poland Twp., and part of Austintown Twp., located within the 33<sup>rd</sup> Senate District.

### CANDIDATES

#### RONALD V. GERBERRY (D-CANFIELD) ★

**Experience:** Mahoning County Recorder; high school social studies teacher

**Occupation:** Legislator

**Education:** B.A., Political Science, Youngstown State University

**Campaign Committee:** Citizens for Gerberry, 2940 Whispering Pines Drive, Canfield, OH 44406

#### MIKE PESTIAN (R-CANFIELD)

**Occupation:** District Manger, Carter Lumber Company

**Campaign Committee:** Pestian for Office, 3261 Meanderwood Drive, Canfield, OH 44406

**Website:** mpestian.com

#### PATRICK MANNING (LIBERTARIAN)

### POLITICAL LANDSCAPE

**Political Republican Index:**

	'08	'10
	39.51%	40.36%

**Results ('08 House):**

Ronald V. Gerberry	(D)	60.10%
Dick McCarthy	(R)	39.90%

**'08 Presidential Results:**

Barack Obama	(D)	55.76%
John McCain	(R)	42.39%

**Democrats say:** A veteran lawmaker who is not afraid to speak his mind; he has earned the respect and support of his constituents.

**Republicans say:** Mike Pestian is a lifelong Mahoning County resident who is eager to work for every single vote.

### ECONOMIC PROFILE

INDUSTRIES	# of Establishments		Employment		Payroll	
	'07	'09	'07	'09	'07	'09
Agriculture, Forestry, Fishing and Hunting	NA	NA	NA	NA	NA	NA
Mining	11	38%	88	37%	1,558,658	25%
Utilities	NA	NA	NA	NA	NA	NA
Construction	208	-15%	1,702	-8%	21,045,902	0%
Manufacturing	143	5%	2,967	-15%	26,125,417	-21%
Wholesale Trade	137	-7%	2,079	11%	21,632,465	0%
Retail Trade	537	0%	9,199	-6%	46,650,894	-6%
Transportation and Warehousing	75	1%	2,805	-17%	24,034,590	-23%
Information	40	-17%	983	-7%	10,979,659	10%
Finance and Insurance	259	-5%	1,774	-9%	20,382,859	-17%
Real Estate and Rental and Leasing	99	-2%	648	0%	4,533,401	-26%
Professional, Scientific and Technical Services	258	-3%	1,750	-1%	16,063,357	6%
Management of Companies and Enterprises	16	7%	414	1%	5,554,952	14%
Admin. & Support/Waste Mgmt. & Remediation	139	-5%	4,188	-15%	26,420,017	-12%
Educational Services	68	5%	3,394	2%	29,710,104	5%
Health Care and Social Assistance	487	4%	8,672	8%	70,574,523	9%
Arts, Entertainment and Recreation	35	-19%	251	-26%	767,473	-34%
Accommodation and Food Services	255	-1%	5,692	-7%	17,464,597	-3%
Other Services (except Public Administration)	220	-4%	1,582	-7%	8,643,201	-7%
Public Administration	26	-4%	749	-10%	8,602,982	-4%
Other	NA	NA	NA	NA	NA	NA
<b>TOTAL</b>	<b>3,013</b>	<b>-2%</b>	<b>48,939</b>	<b>-5%</b>	<b>360,745,051</b>	<b>-5%</b>

# fuel for today. energy for tomorrow.

The Ohio Petroleum Marketers and Convenience Store Association represents hundreds of small, family-owned businesses in the petroleum and convenience industry. Members own and operate the overwhelming majority of Ohio's gas stations and employ more than 50,000 Ohioans in convenience stores, truck stops, commercial fueling facilities, transportation divisions, and home offices throughout the state.

At a time when businesses need a boost, no one is better suited to talk about public policy and its impact on Ohio families, businesses, industry and infrastructure than the advocates and members of the OPMCA.



President & CEO  
Jennifer Rhoads



Vice President  
Christina Haddad Polesovsky

# OPMCA

*Driving Ohio Forward*

Ohio Petroleum Marketers & Convenience Store Association 4242 Tuller Rd. Suite B Dublin, OH 43017 614.792.5212 [www.opmca.org](http://www.opmca.org)

## County Commissioners Association of Ohio



[www.ccao.org](http://www.ccao.org)

**CCAO**  
37 W. Broad Street  
Suite 650  
Columbus, OH 43215


(614) 221-5627  
in Ohio (888) 757-1904



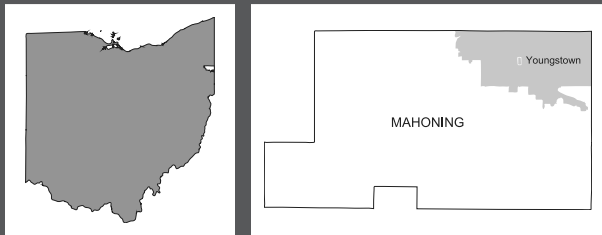
### CCAO Policy Staff

Back Row: L-R: John Leutz, Josh Hahn, Brad Cole and Larry L. Long, Executive Director.  
Front Row: L-R: Cheryl Subler and Beth Tsvetkoff

# 60TH SIXTIETH HOUSE DISTRICT



## DISTRICT MAP



### DESCRIPTION

Based in Mahoning County, this district includes Campbell, Coitsville Twp., Lowellville, Struthers, Youngstown and parts of Ausfintown Twp., located within the 33<sup>rd</sup> Senate District.

## POLITICAL LANDSCAPE

**Political Republican Index:** '08 21.26% '10 21.58%

### Results ('08 House):

Robert F. Hagan (D) 84.90%  
Timothy Gordon (R) 15.10%

### '08 Presidential Results:

Barack Obama (D) 77.91%  
John McCain (R) 20.02%

**Democrats say:** One of the most outspoken and passionate advocates for the Mahoning Valley; re-election is almost a certainty.

**Republicans say:** Thimons will provide a solid alternative in a Democrat stronghold.

## CANDIDATES

### ROBERT F. HAGAN (D-YOUNGSTOWN) ★

**Occupation:** Locomotive engineer

**Memberships:** Citizens League; North Side Citizens Coalition; Youngstown State University Labor Advisory Committee; Southern Poverty Law Center

**Education:** Ursuline High School

**Campaign Committee:** Friends of Bob Hagan, 562 Madera Avenue, Youngstown, OH 44504

**Website:** friendsofbobhagan.com

### DANIEL THIMONS (R-STRUTHERS)

**Occupation:** Office of Pro-Life, Marriage & Family-Diocese of Youngstown

**Campaign Committee:** Committee to Elect Daniel Thimons, 85 Ridgeway Street, Struthers, OH 44471


**Website:** votedan2010.com

## ECONOMIC PROFILE

INDUSTRIES	# of Establishments		Employment		Payroll	
	'07-'09	% Change '07-'09	'07-'09	% Change '07-'09	'07-'09	% Change '07-'09
Agriculture, Forestry, Fishing and Hunting	NA	NA	NA	NA	NA	NA
Mining	8	-20%	104	0%	1,324,146	32%
Utilities	NA	NA	NA	NA	NA	NA
Construction	131	-13%	1,780	-10%	20,566,045	-11%
Manufacturing	147	-9%	4,392	-16%	52,952,747	-18%
Wholesale Trade	132	-6%	1,806	-6%	18,622,076	-5%
Retail Trade	247	-6%	2,875	-8%	18,749,238	-11%
Transportation and Warehousing	49	-8%	1,364	-6%	13,322,456	-22%
Information	34	0%	667	-15%	7,556,874	-13%
Finance and Insurance	75	-7%	937	-16%	9,812,983	-28%
Real Estate and Rental and Leasing	55	-2%	414	-6%	2,183,296	-5%
Professional, Scientific and Technical Services	108	-5%	1,307	12%	15,356,531	14%
Management of Companies and Enterprises	9	0%	438	9%	5,743,296	13%
Admin. & Support/Waste Mgmt. & Remediation	79	1%	1,613	-8%	13,044,682	-11%
Educational Services	56	-11%	5,430	11%	45,771,263	1%
Health Care and Social Assistance	206	1%	8,039	-4%	68,218,550	-4%
Arts, Entertainment and Recreation	26	4%	272	-19%	922,233	-10%
Accommodation and Food Services	156	-4%	2,084	-5%	5,869,162	1%
Other Services (except Public Administration)	175	-7%	1,489	-6%	6,251,116	-8%
Public Administration	64	-2%	2,794	3%	33,081,653	1%
Other	NA	NA	NA	NA	NA	NA
<b>TOTAL</b>	<b>1,757</b>	<b>-5%</b>	<b>37,806</b>	<b>-4%</b>	<b>339,348,347</b>	<b>-8%</b>

See pages 182 & 183 for the detailed demographic data for this district.

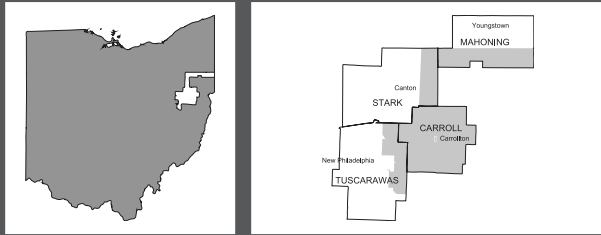




# 61<sup>ST</sup>

## SIXTY-FIRST HOUSE DISTRICT

### DISTRICT MAP



### DESCRIPTION

Carroll County and parts of Mahoning, Tuscarawas and Stark Counties; Beaver Twp., Smith Twp., Springfield Twp., New Middletown, Alliance, Sebring, Beloit, Goshen Twp., Green Twp., Washingtonville, Columbiana, Sandy Twp., Mineral City, Fairfield Twp., Warren Twp., Union Twp., Dennison, Mill Twp., Uhrichsville, Midvale, Minerva, Paris Twp., Washington Twp., Lexington Twp., Limaville, located within the 33<sup>rd</sup> Senate District.

### CANDIDATES

#### MARK D. OKEY (D-CARROLLTON) ★

**Experience:** 30 years in private practice of law; farm operation manager; state representative

**Occupation:** Attorney

**Memberships:** NWTF; Carroll County Historical Society; Farm Bureau, Carroll County; SAR, John Stark Chapter; Carroll County Chamber of Commerce

**Education:** B.A., Kent State University; J.D., Ohio Northern Law School

**Campaign Committee:** Okey for Ohio Committee, 62 Second St. SW, Carrollton, OH 44615

#### MICHAEL FOIT (R-AMSTERDAM)

**Memberships:** St. Josephs Church; Carroll County Regional Planning Commission; Carroll County Bee Club; Simmons Ridge Cemetery Association Trustee

**Education:** Carrollton High School

**Campaign Committee:** Friends for Foit, 6332 Senlac Road SE, Amsterdam, OH 43903

### POLITICAL LANDSCAPE

**Political Republican Index:** '08 47.07% '10 47.82%

#### Results ('08 House):

Mark D. Okey (D) 60.60%  
Paul Ray (R) 4.66%

#### '08 Presidential Results:

Barack Obama (D) 49.00%  
John McCain (R) 48.38%

**Democrats say:** A practical lawmaker who knows how to work across the aisle and build consensus, he has earned the respect of his constituents and will be back in Columbus next year.

**Republicans say:** Foit will be a noted candidate for the 61<sup>st</sup> House District.

### ECONOMIC PROFILE

INDUSTRIES	# of Establishments	% Change '07-'09	Employment	% Change '07-'09	Payroll	% Change '07-'09
Agriculture, Forestry, Fishing and Hunting	14	8%	131	0%	619,445	4%
Mining	18	0%	283	37%	3,776,412	37%
Utilities	10	11%	150	11%	1,843,605	15%
Construction	253	-12%	1,499	-9%	13,658,022	-4%
Manufacturing	197	-3%	6,545	-15%	58,925,587	-20%
Wholesale Trade	94	-6%	1,354	-12%	11,750,028	-18%
Retail Trade	346	-4%	4,882	-3%	27,078,431	-6%
Transportation and Warehousing	91	-1%	1,001	-6%	9,448,474	-5%
Information	27	-4%	469	-4%	3,522,952	-4%
Finance and Insurance	107	0%	652	-3%	6,287,101	-12%
Real Estate and Rental and Leasing	50	-15%	225	-17%	1,111,726	-16%
Professional, Scientific and Technical Services	121	-4%	530	-8%	4,068,121	-9%
Management of Companies and Enterprises	6	-14%	86	-20%	1,100,103	-8%
Admin. & Support/Waste Mgmt. & Remediation	90	3%	757	-15%	4,564,795	-1%
Educational Services	66	-4%	3,554	-2%	31,182,137	-2%
Health Care and Social Assistance	201	0%	5,668	1%	41,231,301	5%
Arts, Entertainment and Recreation	28	-18%	257	-26%	850,445	-15%
Accommodation and Food Services	183	-11%	2,825	-11%	6,908,969	-10%
Other Services (except Public Administration)	209	1%	1,048	-6%	4,309,011	-12%
Public Administration	75	0%	721	3%	4,969,850	2%
Other	3	0%	5	-22%	21,807	8%
<b>TOTAL</b>	<b>2,189</b>	<b>-4%</b>	<b>32,642</b>	<b>-7%</b>	<b>237,228,322</b>	<b>-8%</b>

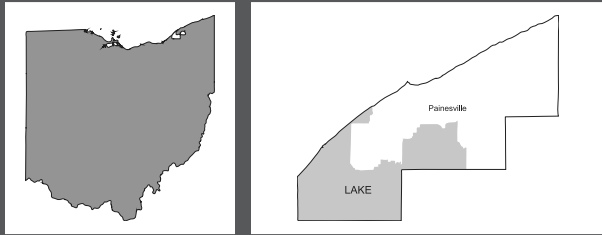
See pages 182 & 183 for the detailed demographic data for this district.

# 62ND

## SIXTY-SECOND HOUSE DISTRICT



### DISTRICT MAP



### DESCRIPTION

Based in Lake County, this district includes Concord Twp., Eastlake, Kirtland, Kirtland Hills, Lakeline, Mentor-on-the-Lake, Timberlake, Waite Hill, Wickliffe, Willoughby, Willoughby Hills and Willowick, located within the 18<sup>th</sup> Senate District.

### POLITICAL LANDSCAPE

**Political Republican Index:**

	'08	'10
	47.15%	47.98%

**Results ('08 House):**

Lorraine M. Fende	(D)	62.69%
Mike Gutierrez	(R)	37.31%

**'08 Presidential Results:**

Barack Obama	(D)	49.21%
John McCain	(R)	49.13%

**Democrats say:** Knows the district inside and out, will continue to represent her constituents in Columbus in the next legislative session.

**Republicans say:** Winning his last city council race with nearly 80% of the vote, Fiebig knows the district inside and out.

### ECONOMIC PROFILE

INDUSTRIES	# of Establishments		Employment		Payroll	
	'07-'09	% Change '07-'09	'07-'09	% Change '07-'09	'07-'09	% Change '07-'09
Agriculture, Forestry, Fishing and Hunting	NA	NA	NA	NA	NA	NA
Mining	NA	NA	NA	NA	NA	NA
Utilities	8	0%	582	3%	12,084,888	2%
Construction	269	-18%	1,872	-17%	20,243,227	-12%
Manufacturing	299	-7%	9,019	-9%	133,855,066	-17%
Wholesale Trade	204	0%	2,306	10%	27,499,117	-1%
Retail Trade	287	1%	4,805	-2%	29,009,646	-8%
Transportation and Warehousing	45	-21%	613	-7%	4,637,086	-16%
Information	18	6%	585	1%	4,789,295	12%
Finance and Insurance	156	-4%	710	3%	7,464,512	1%
Real Estate and Rental and Leasing	92	-4%	510	6%	3,504,133	25%
Professional, Scientific and Technical Services	253	-3%	1,793	-2%	22,213,558	-14%
Management of Companies and Enterprises	11	-8%	175	-6%	4,148,434	0%
Admin. & Support/Waste Mgmt. & Remediation	152	-10%	1,888	-2%	10,128,731	-5%
Educational Services	53	0%	4,482	4%	38,202,177	9%
Health Care and Social Assistance	269	6%	5,076	10%	43,611,942	5%
Arts, Entertainment and Recreation	38	-7%	613	-11%	3,114,854	-11%
Accommodation and Food Services	203	-11%	3,743	-6%	11,486,532	-6%
Other Services (except Public Administration)	255	-5%	1,348	-6%	7,678,897	-6%
Public Administration	53	-2%	1,294	2%	11,696,094	4%
Other	10	67%	15	18%	101,624	28%
<b>TOTAL</b>	<b>2,675</b>	<b>-5%</b>	<b>41,430</b>	<b>-2%</b>	<b>395,469,813</b>	<b>-7%</b>

See pages 182 & 183 for the detailed demographic data for this district.

### CANDIDATES

#### LORRAINE M. FENDE (D-WILLOWICK) ★

**Occupation:** Legislator

**Memberships:** Past Chairperson, Recreation Board; Lake County Emergency Planning Commission; Member of the Lake County Police Chief's Association; Ohio Safety Directors; Willoughby Court Security Advisory Committee; Board Member of the Lake County Blue Coats Association; Lakeland Community College Presidential Search Committee; Willowick Chamber of Commerce; Willowick Kiwanis; American Legion Women's Auxiliary Board; Lakeland Community College Advisory Board

**Education:** Bachelor's degree from Ohio University; additional education in Law Enforcement and EMT training at Lakeland Community College

**Campaign Committee:** Fende for State Representative, 372 E. 328 Street, Willowick, OH 44095

#### DAVID M. FIEBIG (R-WILLOUGHBY HILLS)

**Experience:** Manages a property management company


**Occupation:** Small Business Owner

**Memberships:** Willoughby Eastlake Association for the Gifted and Talented, president; St. Noel Parish; Lions Club; Willoughby Hills Historical Society

**Education:** B.A., Urban Studies, Cleveland State University; MSM, Indiana Wesleyan University

**Campaign Committee:** Committee to Elect Fiebig, 34025 Char-don Road, Willoughby Hills, OH 44094

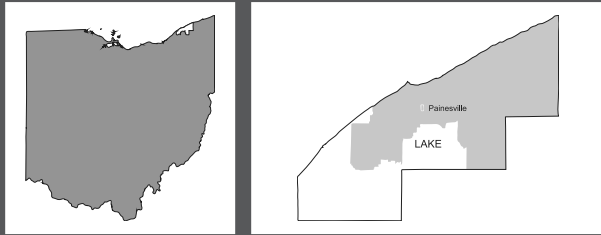
**Website:** davidfiebig.com



# 63RD

## SIXTY-THIRD HOUSE DISTRICT

### DISTRICT MAP



### DESCRIPTION

Based in Lake County, this district includes Fairport Harbor, Grand River, Leroy Twp., Madison, Madison Twp., Mentor, North Perry, Painesville, Painesville Twp., Perry and Perry Twp., located within the 18<sup>th</sup> Senate District.

### POLITICAL LANDSCAPE

**Political Republican Index:** '08 49.00% '10 49.15%

#### Results ('08 House):

Mark Schneider (D) 54.07%  
Carol-Ann Schindel (R) 45.93%

#### '08 Presidential Results:

Barack Obama (D) 49.95%  
John McCain (R) 48.35%

**Democrats say:** Aggressive and hardworking lawmaker, with a strong independent streak will be successful this fall. The last thing the 63<sup>rd</sup> district needs is to be taken back to the Taft years.

**Republicans say:** Ron Young recaptures the seat he last won with 62% of the vote.

### ECONOMIC PROFILE

INDUSTRIES	# of Establishments	% Change '07-'09	Employment	% Change '07-'09	Payroll	% Change '07-'09
Agriculture, Forestry, Fishing and Hunting	30	7%	502	-14%	3,294,307	-9%
Mining	NA	NA	NA	NA	NA	NA
Utilities	NA	NA	NA	NA	NA	NA
Construction	246	-19%	1,359	-18%	13,487,633	-14%
Manufacturing	323	-7%	11,002	-6%	132,329,509	-16%
Wholesale Trade	181	-3%	1,955	-17%	26,057,906	-9%
Retail Trade	467	-3%	8,818	-3%	48,110,789	-8%
Transportation and Warehousing	59	2%	648	3%	6,375,125	-13%
Information	24	4%	494	12%	4,231,661	-9%
Finance and Insurance	189	-1%	1,315	-14%	13,841,075	-16%
Real Estate and Rental and Leasing	81	-11%	333	-25%	2,128,923	-29%
Professional, Scientific and Technical Services	253	-5%	1,414	-5%	14,344,530	-10%
Management of Companies and Enterprises	11	-8%	825	-25%	13,039,501	-23%
Admin. & Support/Waste Mgmt. & Remediation	164	-4%	2,288	-22%	14,970,363	-15%
Educational Services	61	-8%	3,649	0%	36,355,089	3%
Health Care and Social Assistance	275	5%	6,792	-1%	54,105,703	-1%
Arts, Entertainment and Recreation	31	-9%	420	-9%	1,696,562	-9%
Accommodation and Food Services	250	-1%	4,603	-4%	13,906,835	-4%
Other Services (except Public Administration)	250	-6%	1,773	-10%	10,890,432	-8%
Public Administration	57	-2%	2,380	1%	24,285,557	-4%
Other	4	33%	14	52%	102,878	48%
<b>TOTAL</b>	<b>2,956</b>	<b>-5%</b>	<b>50,584</b>	<b>-6%</b>	<b>433,554,378</b>	<b>-10%</b>

See pages 182 & 183 for the detailed demographic data for this district.

### CANDIDATES

#### MARK A. SCHNEIDER (D-MENTOR) ★

**Experience:** Assistant prosecuting attorney, Cuyahoga County

**Occupation:** Attorney

**Memberships:** St. Mary of the Assumption Roman Catholic Parish; Lake County Bar Association; Rotary Club of Mentor; Madison-Perry Area Chamber of Commerce; Mentor Area Chamber of Commerce; Painesville Area Chamber of Commerce; Fairport American-Slovenian Club; Rionero-Sannitico Italian American Recreational Club; Cleveland Italian-American Organization

**Education:** B.B.A., University of Michigan; J.D., The Ohio State University College of Law

**Campaign Committee:** Friends of Mark Schneider, 9814 Trotter Lane, Unit D, Mentor, OH 44060

**Website:** schneiderforohio.com

#### RON YOUNG (R-LEROY)

**Experience:** Founder, Technical Employment Services Inc.; teacher

**Occupation:** Business Owner

**Memberships:** LIFEhouse Christian Church

**Education:** B.A., Psychology, Kent State University; Certificate of Education, Cleveland State University

**Campaign Committee:** Friends of Ron Young, 9110 Tyler Blvd., Mentor, OH 44060

**Website:** ronyoungforohio.com

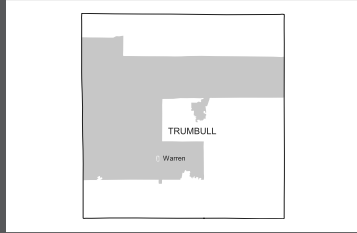


# 64TH



## SIXTY-FOURTH HOUSE DISTRICT

### DISTRICT MAP



### DESCRIPTION

Based in Trumbull County, this district includes Braceville Twp., Bristol Twp., Champion Twp., Cortland, Farmington Twp., Howland Twp., Johnston Twp., Mecca Twp., Southington Twp., Vernon Twp., Warren, Warren Twp., West Farmington and parts of Bazetta Twp., Fowler Twp. and Mesopotamia Twp., located within the 33<sup>rd</sup> Senate District.

### CANDIDATES

#### THOMAS LETSON (D-WARREN) ★

**Experience:** Assistant prosecutor; bailiff

**Occupation:** Attorney

**Education:** B.A. Kent State University; J.D., University of Akron School of Law

**Campaign Committee:** Committee to Elect Tom Letson, 4061 Tod Avenue NW, Warren, OH 44485

**Website:** tomletson.com

#### ALBERT HABERSTROH, JR. (R-SOUTHINGTON)

**Experience:** Former owner, Haberstroh Construction

**Occupation:** Technology/Maintenance, Brodell Medical

**Education:** Youngstown State University

**Campaign Committee:** Albert J. Haberstroh Jr. for 64<sup>th</sup> District State Rep, 2681 Barclay Messerly, Southington, OH 44470

### POLITICAL LANDSCAPE

#### Political Republican Index:

'08	'10
36.60%	37.52%

#### Results ('08 House):

Tom Letson	(D)	67.52%
Thomas Montgomery	(R)	32.48%

#### '08 Presidential Results:


Barack Obama	(D)	59.97%
John McCain	(R)	37.77%

**Democrats say:** Attorney well versed in a broad array of policy issues will continue to represent and speak for the residents of Trumbull County.

**Republicans say:** Look for the Democrat to be vulnerable in this seat in the fall.

### ECONOMIC PROFILE

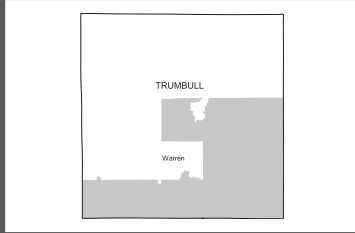
INDUSTRIES	# of Establishments		Employment		Payroll	
	'07	'09	'07	'09	'07	'09
Agriculture, Forestry, Fishing and Hunting	NA	NA	NA	NA	NA	NA
Mining	7	17%	17	4%	139,463	21%
Utilities	9	0%	234	2%	3,307,166	3%
Construction	111	-17%	698	-17%	6,038,527	-17%
Manufacturing	102	-13%	5,303	-30%	69,142,125	-75%
Wholesale Trade	69	1%	864	-1%	10,059,489	-2%
Retail Trade	278	0%	4,377	-8%	26,539,341	-7%
Transportation and Warehousing	52	-9%	603	-2%	4,747,938	-16%
Information	24	-8%	403	-20%	4,083,584	-19%
Finance and Insurance	106	-11%	761	-19%	7,244,766	-23%
Real Estate and Rental and Leasing	57	-5%	263	-5%	1,667,925	26%
Professional, Scientific and Technical Services	147	-5%	751	-11%	6,167,663	-12%
Management of Companies and Enterprises	10	-17%	459	0%	8,056,296	-4%
Admin. & Support/Waste Mgmt. & Remediation	90	-2%	1,546	-20%	9,672,502	-10%
Educational Services	54	-14%	3,024	-12%	29,317,194	-11%
Health Care and Social Assistance	289	-3%	7,084	-1%	58,926,761	-1%
Arts, Entertainment and Recreation	25	-11%	196	-15%	781,339	-12%
Accommodation and Food Services	158	-8%	2,570	-14%	7,055,186	-5%
Other Services (except Public Administration)	171	-4%	1,083	-2%	4,446,406	-1%
Public Administration	49	0%	1,821	-7%	21,389,376	-5%
Other	NA	NA	NA	NA	NA	NA
<b>TOTAL</b>	<b>1,808</b>	<b>-6%</b>	<b>32,057</b>	<b>-13%</b>	<b>278,783,047</b>	<b>-44%</b>



# 65TH

## SIXTY-FIFTH HOUSE DISTRICT

### DISTRICT MAP



### DESCRIPTION

Based in Trumbull County, this district includes Brookfield Twp., Girard, Hartford Twp., Hubbard, Hubbard Twp., Liberty Twp., Lordstown, McDonald, Newton Falls, Newton Twp., Niles, Orangeville, Vienna Twp., Weathersfield Twp., Yankee Lake, Youngstown and Portions of Bazetta Twp. and Fowler Twp., located within the 32<sup>nd</sup> Senate District.

### CANDIDATES

#### SEAN J. O'BRIEN (D-BROOKFIELD)

**Occupation:** Assistant Trumbull County Prosecutor

**Memberships:** Founder, Trumbull County Community Foundation; President, Foundation for Change; Someplace Safe; Inspiring Minds; Youngstown Air Base Council

**Campaign Committee:** Committee to Elect Sean. J. O'Brien, 435 Isacc Avenue, Niles, OH 44446

**Website:** obrienforstaterep.com

#### GENO CAPONE (R-HUBBARD)

**Experience:** Owner, Spiritual Collections; sales positions with Graphic Enterprises and AT&T; District Manager, Sanofil Aventis Pharmaceuticals

**Occupation:** Small Business Owner

**Campaign Committee:** Committee to Elect Geno Capone 65<sup>th</sup> District State Rep, 321 Hillcrest Avenue, Hubbard, OH 44425

### POLITICAL LANDSCAPE

**Political Republican Index:** '08 32.94% '10 34.11%

#### Results ('08 House):

Sandra Stabile Harwood (D) 68.82%  
Lyle Waddell (R) 23.31%

#### '08 Presidential Results:

Barack Obama (D) 60.87%  
John McCain (R) 36.55%

**Democrats say:** Hardworking candidate won a well-earned victory in a tough primary fight; will represent his district well.

**Republicans say:** An open seat provides a real opportunity for first time candidate Geno Capone.


### ECONOMIC PROFILE

INDUSTRIES	# of Establishments		Employment		Payroll	
	'07-'09	% Change '07-'09	'07-'09	% Change '07-'09	'07-'09	% Change '07-'09
Agriculture, Forestry, Fishing and Hunting	NA	NA	NA	NA	NA	NA
Mining	4	0%	20	15%	198,796	19%
Utilities	12	0%	203	2%	2,921,399	-1%
Construction	192	-14%	1,531	-10%	13,582,852	-12%
Manufacturing	148	-6%	6,336	-32%	96,359,768	-43%
Wholesale Trade	91	-7%	1,236	-15%	12,913,481	-19%
Retail Trade	372	-3%	5,485	-15%	25,883,715	-14%
Transportation and Warehousing	89	-4%	1,839	-13%	19,551,801	-19%
Information	23	-15%	367	-14%	3,896,503	-15%
Finance and Insurance	123	-10%	797	-11%	6,718,035	-11%
Real Estate and Rental and Leasing	93	-7%	844	-2%	5,487,921	-9%
Professional, Scientific and Technical Services	125	4%	666	-16%	5,196,622	-13%
Management of Companies and Enterprises	13	NA	272	NA	3,841,213	NA
Admin. & Support/Waste Mgmt. & Remediation	101	5%	2,163	0%	11,351,743	-3%
Educational Services	63	-2%	2,574	11%	21,778,359	5%
Health Care and Social Assistance	215	5%	5,715	0%	46,261,925	-8%
Arts, Entertainment and Recreation	33	-8%	320	-8%	1,158,925	-12%
Accommodation and Food Services	193	-1%	3,388	-11%	9,783,125	-7%
Other Services (except Public Administration)	180	-3%	992	-15%	4,524,740	-9%
Public Administration	44	0%	1,211	-5%	13,514,647	-3%
Other	NA	NA	NA	NA	NA	NA
<b>TOTAL</b>	<b>2,114</b>	<b>-3%</b>	<b>35,959</b>	<b>-12%</b>	<b>304,925,570</b>	<b>-23%</b>

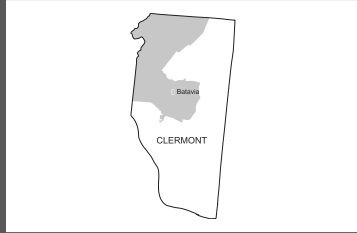
See pages 182 & 183 for the detailed demographic data for this district.

# 66TH

## SIXTY-SIXTH HOUSE DISTRICT



### DISTRICT MAP



### DESCRIPTION

Based in Clermont County, this district includes Amelia, Batavia, Batavia Twp., Goshen Twp., Loveland, Miami Twp., Milford, Union Twp., located within the 14<sup>th</sup> Senate District.

### POLITICAL LANDSCAPE

**Political Republican Index:** '08 67.59% '10 67.66%

**Results ('08 House):**  
Joseph W. Uecker (R) 100.00%

**'08 Presidential Results:**  
Barack Obama (D) 33.78%  
John McCain (R) 64.96%

**Democrats say:** No comment provided.

**Republicans say:** Joe Uecker scores a free pass this November.

### CANDIDATES

#### JOE UECKER (R-LOVELAND) ★

**Experience:** Retired administrator, Clermont County Engineer's Office; police officer; computer system sales; co-owned a chain of car washes and laundromats

**Occupation:** Legislator

**Memberships:** Ohio Dept. of Natural Resources "Hunter Safety" Instructor; Boy Scouts of America Merit Badge Counselor; Clermont Pregnancy Center Board of Directors; Clermont County Farm Bureau; Ohio Gun Collectors Association; National Rifle Association; Clermont County Chamber of Commerce; Milford-Miami Township Chamber of Commerce; Clermont County Township Association; Clermont County Republican Central Committee; St. Columbian Parish; Archbishop Moeller High School Alumni Association

**Education:** A.S., Police Science, University of Cincinnati; B.S., Public Administration, Northern Kentucky University; Ohio Certified Public Administrator, State of Ohio and The Ohio State University

**Campaign Committee:** Committee to Elect Joe Uecker, 298 Indianview Drive, Loveland, OH 45140

**Website:** JoeUecker.com

#### BARRY A. COX (LIBERTARIAN-MILFORD)

**Experience:** 30 years in engineering

**Occupation:** Engineering Manager

**Education:** A.S., Mechanical Engineering, Cincinnati Technical College; Attended, University of Cincinnati

**Campaign Committee:** Barry A. Cox for House 66/2010, 4814 Tomahawk Drive, Milford, OH 45150

**Website:** cox4ohiohouse66.blogspot.com

### ECONOMIC PROFILE

INDUSTRIES	# of Establishments	% Change '07-'09	Employment	% Change '07-'09	Payroll	% Change '07-'09
Agriculture, Forestry, Fishing and Hunting	6	50%	12	0%	62,216	15%
Mining	NA	NA	NA	NA	NA	NA
Utilities	10	0%	162	-14%	3,265,173	-18%
Construction	273	-20%	1,919	-27%	19,041,585	-30%
Manufacturing	143	-5%	3,794	-30%	49,233,478	-51%
Wholesale Trade	188	-1%	1,946	-15%	40,250,858	-9%
Retail Trade	404	-7%	8,219	-9%	48,948,370	-8%
Transportation and Warehousing	53	-10%	1,490	31%	20,206,704	39%
Information	37	-3%	1,310	-1%	22,086,381	-6%
Finance and Insurance	166	-3%	3,325	-9%	61,023,522	-18%
Real Estate and Rental and Leasing	107	-4%	632	-9%	5,580,123	-19%
Professional, Scientific and Technical Services	277	-2%	2,048	-6%	22,693,740	-15%
Management of Companies and Enterprises	14	27%	301	-15%	4,272,221	-23%
Admin. & Support/Waste Mgmt. & Remediation	147	-11%	1,426	-27%	10,149,800	-19%
Educational Services	66	12%	3,849	7%	33,328,195	1%
Health Care and Social Assistance	210	0%	5,340	2%	44,599,852	1%
Arts, Entertainment and Recreation	39	8%	482	1%	2,067,093	-1%
Accommodation and Food Services	229	7%	5,303	-1%	17,305,115	0%
Other Services (except Public Administration)	230	-3%	1,447	-10%	7,889,342	-15%
Public Administration	40	-2%	1,605	1%	18,981,411	4%
Other	NA	NA	NA	NA	NA	NA
<b>TOTAL</b>	<b>2,639</b>	<b>-4%</b>	<b>44,611</b>	<b>-9%</b>	<b>430,985,179</b>	<b>-17%</b>

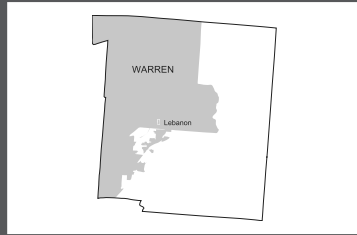




# 67<sup>TH</sup>

## SIXTY-SEVENTH HOUSE DISTRICT

### DISTRICT MAP



### DESCRIPTION

Based in Warren County, this district includes Carlisle, Clear Creek Twp., Deerfield Twp., Franklin, Franklin Twp., Lebanon, Mason, Middletown, Monroe, Springboro and Turtle Creek Twp., located within the 7<sup>th</sup> Senate District.

### POLITICAL LANDSCAPE

**Political Republican Index:** '08 68.40% '10 68.70%

**Results ('08 House):**  
Shannon Jones (R) 100.00%

**'08 Presidential Results:**  
Barack Obama (D) 31.83%  
John McCain (R) 67.19%

**Democrats say:** Charming at the doors and right on the issues, her candidacy will prove troublesome to the incumbent's anti-middle class votes.

**Republicans say:** Pete Beck is running for his first post-appointment term, which promises to be a wide GOP victory.

### ECONOMIC PROFILE


INDUSTRIES	# of Establishments	% Change '07-'09	Employment	% Change '07-'09	Payroll	% Change '07-'09
Agriculture, Forestry, Fishing and Hunting	10	0%	70	-13%	397,971	-42%
Mining	NA	NA	NA	NA	NA	NA
Utilities	9	0%	96	8%	1,704,762	14%
Construction	166	-19%	1,419	-18%	17,666,174	-2%
Manufacturing	190	-4%	10,088	-12%	119,767,602	-14%
Wholesale Trade	213	4%	3,080	-2%	40,167,689	3%
Retail Trade	349	-5%	6,622	-3%	41,841,138	-7%
Transportation and Warehousing	42	0%	537	-27%	5,732,861	-29%
Information	48	14%	1,710	10%	26,708,033	-19%
Finance and Insurance	194	10%	2,134	12%	29,638,521	2%
Real Estate and Rental and Leasing	90	-8%	590	-3%	4,426,679	-2%
Professional, Scientific and Technical Services	304	4%	2,245	-15%	28,843,655	-12%
Management of Companies and Enterprises	22	22%	2,309	22%	41,563,617	-19%
Admin. & Support/Waste Mgmt. & Remediation	147	4%	4,985	-10%	34,895,083	-13%
Educational Services	67	-6%	4,662	2%	42,045,694	1%
Health Care and Social Assistance	258	14%	5,554	14%	40,272,546	11%
Arts, Entertainment and Recreation	53	-2%	884	-9%	4,222,234	-15%
Accommodation and Food Services	228	-3%	5,919	-9%	20,773,914	-6%
Other Services (except Public Administration)	219	5%	2,735	15%	18,178,833	36%
Public Administration	51	-2%	2,707	-1%	34,269,013	9%
Other	NA	NA	NA	NA	NA	NA
<b>TOTAL</b>	<b>2,660</b>	<b>0%</b>	<b>58,348</b>	<b>-3%</b>	<b>553,116,019</b>	<b>-7%</b>

# of Establishments	% Change '07-'09	Employment	% Change '07-'09	Payroll	% Change '07-'09
10	0%	70	-13%	397,971	-42%
NA	NA	NA	NA	NA	NA
9	0%	96	8%	1,704,762	14%
166	-19%	1,419	-18%	17,666,174	-2%
190	-4%	10,088	-12%	119,767,602	-14%
213	4%	3,080	-2%	40,167,689	3%
349	-5%	6,622	-3%	41,841,138	-7%
42	0%	537	-27%	5,732,861	-29%
48	14%	1,710	10%	26,708,033	-19%
194	10%	2,134	12%	29,638,521	2%
90	-8%	590	-3%	4,426,679	-2%
304	4%	2,245	-15%	28,843,655	-12%
22	22%	2,309	22%	41,563,617	-19%
147	4%	4,985	-10%	34,895,083	-13%
67	-6%	4,662	2%	42,045,694	1%
258	14%	5,554	14%	40,272,546	11%
53	-2%	884	-9%	4,222,234	-15%
228	-3%	5,919	-9%	20,773,914	-6%
219	5%	2,735	15%	18,178,833	36%
51	-2%	2,707	-1%	34,269,013	9%
NA	NA	NA	NA	NA	NA
<b>2,660</b>	<b>0%</b>	<b>58,348</b>	<b>-3%</b>	<b>553,116,019</b>	<b>-7%</b>

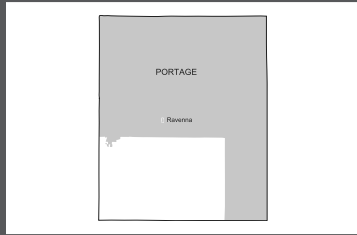
See pages 182 & 183 for the detailed demographic data for this district.

# 68TH

# SIXTY-EIGHTH HOUSE DISTRICT



## DISTRICT MAP



### DESCRIPTION

Based in Portage County, this district includes Aurora, Brady Lake, Garrettsville, Hiram, Hiram Twp., Kent, Mantua, Ravenna, Streetsboro, Sugar Bush Knolls, and Windham, located within the 28<sup>th</sup> Senate District.

## POLITICAL LANDSCAPE

**Political Republican Index:**

	'08	'10
	42.40%	42.96%

**Results ('08 House):**

Kathleen Chandler	(D)	64.42%
W. Roak Zeller	(R)	35.58%

**'08 Presidential Results:**

Barack Obama	(D)	55.49%
John McCain	(R)	42.61%

**Democrats say:** Knowledgeable and hardworking candidate will use her education and experience to give voice to her constituents in the Portage County area.

**Republicans say:** A formidable challenger, Zeller is a strong choice for Portage County.

## CANDIDATES

### KATHLEEN CLYDE (D-KENT)

**Experience:** Deputy Legal Counsl, Ohio House of Representatives; Law Clerk, Ohio Secretary of State; Law Clerk, Ohio Senate

**Occupation:** Attorney

**Memberships:** Portage County Bar Association; Board of Directors for Equal Justice Works

**Education:** B.A., English, Wesleyan University; J.D., The Ohio State University Moritz College of Law

**Campaign Committee:** Kathleen Clyde Committee, 730 1/2 Mae Street, Kent, OH 44240

**Website:** kathleenclcyde.com

### W. ROAK ZELLER (R-KENT)

**Occupation:** Newell Rubbermaid

**Memberships:** Treasurer of Kent (Ohio)-Dudince (Slovakia) Sister Cities; Team Member of Akron Celtic Guard; Social Member of Akron Hibemians in Kenmore; National Riffle Association; Goodyear Hunting and Fishing Club; Ohio Christian Alliance; Right to Life

**Education:** B.A. Political Science, Kent State University

**Campaign Committee:** Friends of W. Roak Zeller, 725 Fairchild Avenue, Kent, OH 44240

**Website:** wroakzeller.com

### DANIEL CARTWRIGHT (CONSTITUTION-GARRETTSVILLE)

**Website:** cartwrightforcongress.wordpress.com

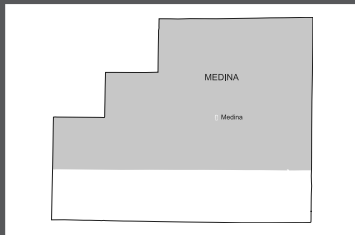
## ECONOMIC PROFILE

INDUSTRIES	# of Establishments		Employment		Payroll	
	'07-'09	% Change '07-'09	'07-'09	% Change '07-'09	'07-'09	% Change '07-'09
Agriculture, Forestry, Fishing and Hunting	12	20%	89	-22%	541,046	-8%
Mining	NA	NA	NA	NA	NA	NA
Utilities	8	NA	71	NA	906,064	NA
Construction	175	-13%	1,044	-22%	10,663,150	-15%
Manufacturing	206	-1%	8,196	-18%	101,348,811	-15%
Wholesale Trade	129	-9%	2,216	-11%	28,741,091	-5%
Retail Trade	337	3%	5,380	8%	27,648,791	3%
Transportation and Warehousing	64	-16%	879	-2%	9,289,581	-4%
Information	25	-4%	436	-13%	3,566,632	-9%
Finance and Insurance	117	0%	661	-3%	6,406,313	1%
Real Estate and Rental and Leasing	97	-15%	475	-5%	3,489,679	1%
Professional, Scientific and Technical Services	186	-7%	1,218	2%	12,312,976	-5%
Management of Companies and Enterprises	13	86%	606	-8%	7,301,393	-20%
Admin. & Support/Waste Mgmt. & Remediation	92	-8%	712	-27%	3,948,300	-16%
Educational Services	66	0%	7,484	3%	87,106,184	8%
Health Care and Social Assistance	205	10%	5,551	5%	44,892,043	3%
Arts, Entertainment and Recreation	39	0%	488	-15%	2,424,400	-17%
Accommodation and Food Services	201	-4%	3,743	-5%	10,957,231	-2%
Other Services (except Public Administration)	201	-12%	1,373	-13%	6,516,446	-14%
Public Administration	75	0%	1,442	7%	14,615,634	6%
Other	NA	NA	NA	NA	NA	NA
<b>TOTAL</b>	<b>2,248</b>	<b>-4%</b>	<b>42,063</b>	<b>-5%</b>	<b>382,675,765</b>	<b>-4%</b>



## SIXTY-NINTH HOUSE DISTRICT

### DISTRICT MAP



### DESCRIPTION

In Medina County, this district includes Brunswick, Brunswick Hills Twp., Chatham Twp., Chippewa Lake, Granger Twp., Hinckley Twp., Lafayette Twp., Litchfield Twp., Liverpool Twp., Medina, Medina Twp., Montville Twp., Sharon Twp., Spencer, Spencer Twp. and York Twp., located within the 22<sup>nd</sup> Senate District.

### POLITICAL LANDSCAPE

**Political Republican Index:** '08 52.63% '10 52.94%

**Results ('08 House):**  
 Jack Schira (D) 36.78%  
 William G. Batchelder (R) 63.22%

**'08 Presidential Results:**  
 Barack Obama (D) 45.48%  
 John McCain (R) 53.09%

**Democrats say:** He's got the drive to hold the incumbent accountable for his out-of-step priorities in the House.

**Republicans say:** With Bill Batchelder on the ticket for Medina County for over 40 years, this seat stays Republican.

### ECONOMIC PROFILE

INDUSTRIES	# of Establishments		Employment		Payroll	
	'07-'09	% Change '07-'09	'07-'09	% Change '07-'09	'07-'09	% Change '07-'09
Agriculture, Forestry, Fishing and Hunting	10	0%	106	-19%	606,924	-15%
Mining	NA	NA	NA	NA	NA	NA
Utilities	NA	NA	NA	NA	NA	NA
Construction	332	-9%	2,297	-12%	26,278,886	-10%
Manufacturing	210	0%	6,279	-15%	70,945,578	-17%
Wholesale Trade	253	-2%	1,893	-8%	22,612,112	-12%
Retail Trade	306	-3%	5,366	-1%	29,881,012	-6%
Transportation and Warehousing	103	1%	1,333	-5%	12,065,526	-11%
Information	38	6%	565	-13%	4,956,886	-6%
Finance and Insurance	152	-8%	718	-22%	9,162,014	-23%
Real Estate and Rental and Leasing	86	-5%	573	-5%	2,980,388	-9%
Professional, Scientific and Technical Services	278	-3%	1,606	-7%	16,879,968	-9%
Management of Companies and Enterprises	13	0%	1,060	17%	16,543,335	-14%
Admin. & Support/Waste Mgmt. & Remediation	173	9%	2,652	10%	15,291,226	1%
Educational Services	60	9%	3,307	5%	31,316,633	6%
Health Care and Social Assistance	262	8%	4,904	6%	37,749,355	2%
Arts, Entertainment and Recreation	41	-13%	703	-17%	2,879,611	-17%
Accommodation and Food Services	180	0%	3,273	-11%	9,124,963	-4%
Other Services (except Public Administration)	206	-5%	1,163	-7%	6,975,229	3%
Public Administration	59	0%	1,502	3%	15,997,888	7%
Other	NA	NA	NA	NA	NA	NA
<b>TOTAL</b>	<b>2,762</b>	<b>-2%</b>	<b>39,303</b>	<b>-5%</b>	<b>332,247,533</b>	<b>-8%</b>

See pages 182 & 183 for the detailed demographic data for this district.

### CANDIDATES

#### WILLIAM G. BATCHELDER (R-MEDINA) ★

**Experience:** B.A., Ohio Wesleyan; J.D., The Ohio State University Moritz College of Law

**Occupation:** Legislator

**Campaign Committee:** Batchelder for Representative Committee, 4086 Irvine Oval, Medina, OH 44256

**Website:** batchelderforohio.com

#### JACK SCHIRA (D-BRUNSWICK)

**Experience:** USAF Aerospace Engineer, Systran Corp.; Author

**Occupation:** Retired Colonel, U.S. Air Force

**Memberships:** American Legion; VFW

**Education:** B.S., Air Force Academy; M.S., Massachusetts Institute of Technology; M.A. Public Administration, University of Oklahoma

**Campaign Committee:** Jack Schira for State Representative, 5147 White Pine Drive, Brunswick, OH 44212

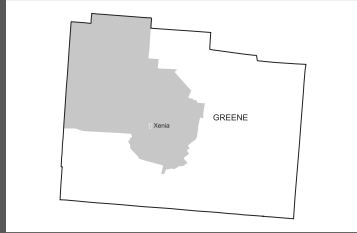
**Website:** jack4ohio.blogspot.com



# 70TH

## SEVENTIETH HOUSE DISTRICT

### DISTRICT MAP



### DESCRIPTION

Based in Greene County, this district includes Bath Twp., Beaver Creek, Beaver Creek Twp., Fairborn, Xenia and Xenia Twp., located within the 10<sup>th</sup> Senate District.

### POLITICAL LANDSCAPE

**Political Republican Index:** '08 58.79% '10 59.60%

#### Results ('08 House):

Bill Conner (D) 40.45%  
Jarrod B. Martin (R) 59.55%

#### '08 Presidential Results:

Barack Obama (D) 41.22%  
John McCain (R) 57.44%

**Democrats say:** Salt of the earth, he stands for Ohio values and Ohio families; he will give the incumbent a tough fight toward November.

**Republicans say:** After defeating a primary challenger by 50 points, Jarrod Martin keeps this Republican seat safe.

### CANDIDATES

#### JARROD B. MARTIN (R-DAYTON) ★

**Experience:** Partner, CXM, Inc

**Occupation:** Business owner

**Memberships:** Healthcare Financial Management Association; Beaver Creek, Fairborn and Xenia Chambers of Commerce; Children First Council; League of Women Voters of Greater Dayton; National Rifle Association; Sons of the American Legion; Beaver Creek Youth Council, Council Liaison

**Education:** B.S., Business Administration, College of Mount Saint Joseph; M.B.A. University of Dayton

**Campaign Committee:** Friends of Jarrod B. Martin, 2098 Fairknoll Drive, Beaver Creek, OH 45431

**Website:** electjarrod.com

#### MIKE WATTERS (D-FAIRBORN)

**Occupation:** Labor Organizer, Iron Workers Southern Ohio and Vicinity District Council

**Memberships:** Deacon of Missions, Central Avenue Church of Christ; Local 290 Executive Committee; Executive Committee of Dayton Miami Valley Central Labor Council

**Education:** B.A., English Education, Langston University; Ironworkers Local 290 Apprentice Program in Dayton

**Campaign Committee:** Mike Watters for 70<sup>th</sup> House, 620 June Drive, Fairborn, OH 45324

### ECONOMIC PROFILE

INDUSTRIES	# of Establishments	% Change '07-'09	Employment	% Change '07-'09	Payroll	% Change '07-'09
Agriculture, Forestry, Fishing and Hunting	3	0%	16	-30%	99,853	-14%
Mining	NA	NA	NA	NA	NA	NA
Utilities	NA	NA	NA	NA	NA	NA
Construction	139	-15%	1,269	-2%	15,210,222	13%
Manufacturing	98	5%	2,764	-2%	34,803,581	-7%
Wholesale Trade	66	-4%	773	-28%	10,484,318	-27%
Retail Trade	414	1%	7,582	-7%	39,724,238	-6%
Transportation and Warehousing	33	3%	882	-13%	9,027,921	-20%
Information	43	-2%	1,630	3%	19,237,627	17%
Finance and Insurance	140	-1%	943	-5%	10,596,001	-2%
Real Estate and Rental and Leasing	84	4%	403	-16%	2,625,500	-16%
Professional, Scientific and Technical Services	355	3%	7,120	8%	127,862,137	3%
Management of Companies and Enterprises	12	-8%	232	8%	2,920,786	10%
Admin. & Support/Waste Mgmt. & Remediation	97	-4%	2,436	-20%	16,843,540	0%
Educational Services	61	3%	6,418	-1%	70,082,265	2%
Health Care and Social Assistance	225	3%	5,148	2%	43,055,670	2%
Arts, Entertainment and Recreation	27	8%	388	-45%	1,830,663	-49%
Accommodation and Food Services	223	2%	5,815	3%	18,320,669	4%
Other Services (except Public Administration)	165	-4%	855	-10%	5,157,352	-8%
Public Administration	NA	NA	NA	NA	NA	NA
Other	4	NA	20	NA	88,283	NA
TOTAL	2,189	0%	44,691	-3%	427,970,626	-1%

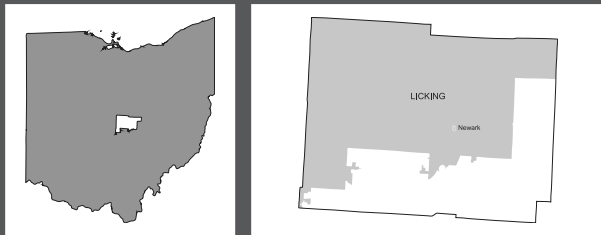
See pages 182 & 183 for the detailed demographic data for this district.



# 71ST

## SEVENTY-FIRST HOUSE DISTRICT

### DISTRICT MAP



### DESCRIPTION

In Licking County, district includes Alexandria, Bennington Twp., Burlington Twp., Eden Twp., Fallsbury Twp., Granville, Granville Twp., Hartford, Hartford Twp., Heath, Jersey Twp., Johnstown, Liberty Twp., Madison Twp., Mary Ann Twp., McKean Twp., Monroe Twp., Newark, Newark Twp., Newton Twp., Pataskala, Reynoldsburg, St. Albans Twp., St. Louisville, Utica, Washington Twp. and a ward of Etna Twp., located within the 31<sup>st</sup> Senate District.

### CANDIDATES

#### JAY HOTTINGER (R-NEWARK) ★

**Experience:** V.P. Sales, TruckOne

**Occupation:** Legislator

**Memberships:** NFIB; Chamber of Commerce

**Education:** B.A., Public Administration/Political Science, Capital University

**Campaign Committee:** Citizens for Hottinger, 2135 Horns Hill Rd., Newark, OH 43055

#### NATHAN W. MCMANN (D-NEWARK)

**Experience:** Color Lab Technician, Abercrombie and Fitch; Material Properties Analyst, Owens Corning; Research Assistant, The Ohio State University

**Occupation:** Gas-Station Manager

**Education:** B.A., Political Science, The Ohio State University

**Campaign Committee:** Committee to Elect McMann, 1291 Country Side Dr. Apt. B, Newark, OH 43055

### POLITICAL LANDSCAPE

**Political Republican Index:**

	'08	'10
	57.02%	57.35%

#### Results ('08 House):

Howard Hill	(D)	38.00%
Jay Hottinger	(R)	62.00%

#### '08 Presidential Results:

Barack Obama	(D)	42.59%
John McCain	(R)	55.59%

**Democrats say:** Good candidate who will give a long-time legislator a run this year.

**Republicans say:** Hottinger is a household name in the 71<sup>st</sup> District. Look for him to win decisively.

### ECONOMIC PROFILE

INDUSTRIES	# of Establishments	% Change '07-'09	Employment	% Change '07-'09	Payroll	% Change '07-'09
Agriculture, Forestry, Fishing and Hunting	30	3%	426	46%	2,299,118	22%
Mining	13	0%	109	16%	1,125,211	19%
Utilities	12	-8%	253	5%	4,608,484	8%
Construction	228	-17%	2,076	-18%	19,063,191	-11%
Manufacturing	99	-7%	4,542	-14%	51,172,847	-23%
Wholesale Trade	96	8%	992	19%	9,858,302	14%
Retail Trade	342	-6%	5,761	-5%	31,944,954	-3%
Transportation and Warehousing	70	-4%	1,691	12%	20,215,335	10%
Information	34	10%	577	-4%	5,243,004	-2%
Finance and Insurance	169	-1%	2,347	8%	31,255,671	6%
Real Estate and Rental and Leasing	101	-3%	516	-12%	4,011,287	-10%
Professional, Scientific and Technical Services	194	3%	1,371	-2%	20,924,585	16%
Management of Companies and Enterprises	13	8%	884	-17%	10,595,749	-20%
Admin. & Support/Waste Mgmt. & Remediation	110	4%	1,570	-13%	8,881,059	-7%
Educational Services	75	-6%	4,678	-4%	44,106,932	-3%
Health Care and Social Assistance	229	15%	6,541	9%	57,975,718	4%
Arts, Entertainment and Recreation	48	-8%	365	-21%	1,773,146	-1%
Accommodation and Food Services	227	4%	4,335	-3%	12,631,519	-4%
Other Services (except Public Administration)	192	2%	1,379	0%	6,683,312	-11%
Public Administration	67	-3%	1,807	4%	21,065,592	6%
Other	4	33%	4	-8%	31,937	79%
<b>TOTAL</b>	<b>2,353</b>	<b>-1%</b>	<b>42,223</b>	<b>-3%</b>	<b>365,466,953</b>	<b>-3%</b>

# of Establishments	% Change '07-'09	Employment	% Change '07-'09	Payroll	% Change '07-'09
30	3%	426	46%	2,299,118	22%
13	0%	109	16%	1,125,211	19%
12	-8%	253	5%	4,608,484	8%
228	-17%	2,076	-18%	19,063,191	-11%
99	-7%	4,542	-14%	51,172,847	-23%
96	8%	992	19%	9,858,302	14%
342	-6%	5,761	-5%	31,944,954	-3%
70	-4%	1,691	12%	20,215,335	10%
34	10%	577	-4%	5,243,004	-2%
169	-1%	2,347	8%	31,255,671	6%
101	-3%	516	-12%	4,011,287	-10%
194	3%	1,371	-2%	20,924,585	16%
13	8%	884	-17%	10,595,749	-20%
110	4%	1,570	-13%	8,881,059	-7%
75	-6%	4,678	-4%	44,106,932	-3%
229	15%	6,541	9%	57,975,718	4%
48	-8%	365	-21%	1,773,146	-1%
227	4%	4,335	-3%	12,631,519	-4%
192	2%	1,379	0%	6,683,312	-11%
67	-3%	1,807	4%	21,065,592	6%
4	33%	4	-8%	31,937	79%
<b>2,353</b>	<b>-1%</b>	<b>42,223</b>	<b>-3%</b>	<b>365,466,953</b>	<b>-3%</b>

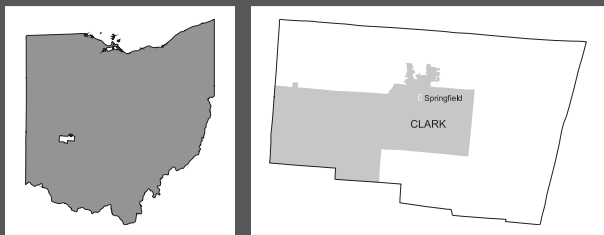
See pages 182 & 183 for the detailed demographic data for this district.

# 72ND



## SEVENTY-SECOND HOUSE DISTRICT

### DISTRICT MAP



### DESCRIPTION

Based in Clark County, this district includes Bethel Twp., Donnelsville, Enon, Mad River Twp., New Carlisle, Springfield, Springfield Twp., and a ward of Moorefield Twp., located within the 10<sup>th</sup> Senate District.

### POLITICAL LANDSCAPE

**Political Republican Index:** '08 46.59% '10 47.78%

#### Results ('08 House):

Richard Spangler (D) 49.41%  
Ross W. McGregor (R) 50.59%

#### '08 Presidential Results:

Barack Obama (D) 51.47%  
John McCain (R) 46.82%

**Democrats say:** Hardworking candidate who served his community as a high school teacher and football coach will give this entrenched lawmaker a tough time this fall.

**Republicans say:** Ross McGregor has worked hard and defeated Democrat opposition in the past; look for much the same in 2010.

### CANDIDATES

#### ROSS W. MCGREGOR (R-SPRINGFIELD) ★

**Experience:** Executive, Pentaflex Inc.; served as the chairman of the Business and Expansion Committee for the Center City Association

**Occupation:** Manufacturer of Metal Stampings and Assemblies

**Memberships:** Springfield Rotary; Clark County Farm Bureau; National Association of Manufacturers; Ohio Manufacturers' Association; Precision Metal Forming Association of the Ohio Valley; Leadership Clark County; and the Springfield-Clark County Chamber of Commerce; past Chairman of Clark State Community College Foundation

**Education:** B.S., Business Administration, Urbana University

**Campaign Committee:** Citizens for McGregor, 5524 Old Columbus Road, Springfield, OH 45502

**Website:** votemcgregor.com

#### GREGORY KROUSE (D-SPRINGFIELD)

**Experience:** Springfield High School; adjunct professor of political science, Clark State Community College

**Occupation:** Teacher

**Memberships:** President, Springfield Teachers Association

**Education:** B.S. Education, The Ohio State University

**Campaign Committee:** Community Support for Krouse, 270 S. Broadmoor Blvd., Springfield, OH 45504

### ECONOMIC PROFILE

INDUSTRIES	# of Establishments	% Change '07-'09	Employment	% Change '07-'09	Payroll	% Change '07-'09
Agriculture, Forestry, Fishing and Hunting	7	0%	224	-17%	1,758,693	-10%
Mining	4	33%	35	-15%	260,497	-26%
Utilities	8	0%	163	1%	3,076,999	12%
Construction	105	-9%	867	-18%	10,182,044	-1%
Manufacturing	147	1%	4,574	-17%	54,858,266	-17%
Wholesale Trade	79	0%	1,594	-10%	17,315,505	-1%
Retail Trade	311	3%	4,709	-5%	25,234,726	-5%
Transportation and Warehousing	55	2%	2,225	8%	21,536,966	9%
Information	20	43%	365	-4%	3,212,191	-9%
Finance and Insurance	123	2%	2,508	7%	21,771,751	13%
Real Estate and Rental and Leasing	70	-15%	349	-21%	2,264,713	-16%
Professional, Scientific and Technical Services	124	2%	906	-3%	9,407,381	-6%
Management of Companies and Enterprises	NA	NA	NA	NA	NA	NA
Admin. & Support/Waste Mgmt. & Remediation	62	-9%	1,528	69%	6,680,911	59%
Educational Services	48	-4%	3,739	0%	31,718,801	1%
Health Care and Social Assistance	279	-2%	8,426	-3%	70,509,829	-5%
Arts, Entertainment and Recreation	28	8%	308	-5%	1,600,056	-2%
Accommodation and Food Services	185	-1%	3,748	-3%	11,068,275	-4%
Other Services (except Public Administration)	183	-8%	1,712	-2%	11,887,944	0%
Public Administration	NA	NA	NA	NA	NA	NA
Other	NA	NA	NA	NA	NA	NA
<b>TOTAL</b>	<b>1,838</b>	<b>-1%</b>	<b>37,981</b>	<b>-3%</b>	<b>304,345,548</b>	<b>-4%</b>

See pages 182 & 183 for the detailed demographic data for this district.

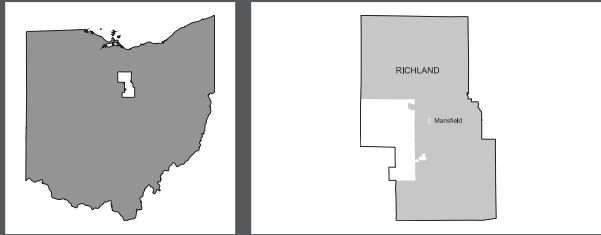




# 73RD

## SEVENTY-THIRD HOUSE DISTRICT

### DISTRICT MAP



### DESCRIPTION

In Richland County district includes Bellville, Lucas, Mansfield, Plymouth, Shelby, and Shiloh, located within the 19<sup>th</sup> Senate District.

### POLITICAL LANDSCAPE

**Political Republican Index:** '08 53.50% '10 54.20%

#### Results ('08 House):

Jay P. Goyal (D) 64.22%  
David Nitzsche (R) 35.78%

#### '08 Presidential Results:

Barack Obama (D) 43.46%  
John McCain (R) 54.18%

**Democrats say:** Experienced and well-respected lawmaker will continue to earn his constituents support this fall.

**Republicans say:** Business leaders will look to get behind Dr. David Nitzsche this year in a seat that could be an upset for the Democrats.

### CANDIDATES

#### JAY GOYAL (D-MANSFIELD) ★

**Experience:** Vice president, Goyal Industries

**Occupation:** Engineer

**Memberships:** Ohio Chamber of Commerce; Mansfield-Richland Chamber of Commerce; United Way of Richland County; Rehabilitation Center of North Central Ohio; North Central State University Foundation; University and College Access Network; Richland County Manufacturing Coalition; Richland County Citizens' Vision Board

**Education:** B.S., Industrial Engineering, Northwestern University

**Campaign Committee:** Friends of Jay Goyal, 810 Piper Drive, Mansfield, OH 44904

**Website:** jaygoyal.com

#### DAVID D. NITZSCHE (R-LEXINGTON)

**Experience:** Owner, Niche Anesthesia LLC; Previous employee at Mansfield General Hospital; Mansfield Vascular Surgeons; Anesthesia Associates of Mansfield

**Occupation:** Anesthesiologist

**Memberships:** Free Methodist Church; Richland County Farm Bureau; Richland Area Beekeepers Association; Taylor University Parents' Council; and Ohio Tennis Coaches' Association

**Education:** B.A., Taylor University; Medical Degree, University of Cincinnati

**Campaign Committee:** David Nitzsche for State Representative, 894 Orchard Park Road, Lexington, OH 44904

**Website:** nitzscheforstaterep.com

### ECONOMIC PROFILE

INDUSTRIES	# of Establishments	% Change '07-'09	Employment	% Change '07-'09	Payroll	% Change '07-'09
Agriculture, Forestry, Fishing and Hunting	7	-13%	78	5%	388,806	21%
Mining	NA	NA	NA	NA	NA	NA
Utilities	9	NA	306	NA	5,260,650	NA
Construction	163	NA	1,284	NA	11,217,081	NA
Manufacturing	157	-4%	7,227	-21%	71,136,778	-26%
Wholesale Trade	109	3%	1,390	-2%	12,549,662	-11%
Retail Trade	279	-4%	3,660	-8%	21,992,325	-8%
Transportation and Warehousing	67	-7%	1,253	-4%	12,952,451	-13%
Information	27	-16%	1,082	-6%	11,813,825	-16%
Finance and Insurance	129	-12%	824	-13%	8,692,847	-14%
Real Estate and Rental and Leasing	67	0%	339	-6%	1,676,988	-3%
Professional, Scientific and Technical Services	153	5%	868	-2%	7,958,875	-1%
Management of Companies and Enterprises	NA	NA	NA	NA	NA	NA
Admin. & Support/Waste Mgmt. & Remediation	86	-3%	2,512	15%	10,393,435	11%
Educational Services	53	-7%	3,495	-11%	28,180,076	-8%
Health Care and Social Assistance	265	-6%	8,134	3%	66,574,989	1%
Arts, Entertainment and Recreation	28	4%	592	-6%	1,686,406	-6%
Accommodation and Food Services	160	-12%	2,620	-14%	7,097,195	-9%
Other Services (except Public Administration)	190	-10%	1,190	-10%	5,755,291	-20%
Public Administration	66	-1%	2,387	-1%	29,805,691	-3%
Other	NA	NA	NA	NA	NA	NA
<b>TOTAL</b>	<b>2,015</b>	<b>3%</b>	<b>39,239</b>	<b>-4%</b>	<b>315,133,371</b>	<b>-7%</b>

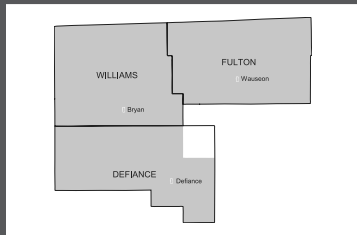
See pages 182 & 183 for the detailed demographic data for this district.

# 74TH



## SEVENTY-FOURTH HOUSE DISTRICT

### DISTRICT MAP



### DESCRIPTION

Fulton and Williams and a part of Defiance County, including Hicksville, Ney, and Sherwood, located within the 1<sup>st</sup> Senate District.

### CANDIDATES

#### BRUCE W. GOODWIN (R-DEFIANCE) ★

**Experience:** Teacher; guidance counselor; administrator

**Occupation:** Retired educator

**Education:** B.A., Defiance College; M.A., St. Francis College; Postgraduate Studies at Bowling Green State University and University of Toledo

**Campaign Committee:** Goodwin for Representative, 11932 Harris Road, Defiance, OH 43512

**Website:** BruceGoodwin.com

#### DAVID J. PILLIOD (D-SWANTON)

**Experience:** Computer Plus; Los Angeles Times, circulation

**Occupation:** Computer Technician

**Memberships:** Swanton Ohio Corn Festival Committee

**Education:** B.A., Political Science, University of Toledo; Microsoft Certified Systems Administrator

**Campaign Committee:** Dave Pilliod for the Ohio House, 125 Woodside Drive, Swanton, OH 43558

### POLITICAL LANDSCAPE

**Political Republican Index:**

	'08	'10
	59.71%	59.03%

#### Results ('08 House):

David Pilliod	(D)	37.45%
Bruce W. Goodwin	(R)	62.55%

#### '08 Presidential Results:

Barack Obama	(D)	44.50%
John McCain	(R)	53.56%

**Democrats say:** City Councilman who knows his community and will work hard toward November.

**Republicans say:** Goodwin will return to Columbus in 2011.

### ECONOMIC PROFILE

INDUSTRIES	# of Establishments		Employment		Payroll	
	'07-'09	% Change '07-'09	'07-'09	% Change '07-'09	'07-'09	% Change '07-'09
Agriculture, Forestry, Fishing and Hunting	29	0%	356	7%	2,447,892	15%
Mining	NA	NA	NA	NA	NA	NA
Utilities	16	-6%	262	-3%	3,883,934	1%
Construction	245	-8%	1,386	-16%	14,269,411	-15%
Manufacturing	278	0%	16,219	-20%	165,129,627	-30%
Wholesale Trade	157	2%	1,901	-4%	16,244,758	-7%
Retail Trade	372	-7%	5,232	-3%	27,711,464	2%
Transportation and Warehousing	104	-6%	1,410	3%	12,873,735	-1%
Information	51	4%	660	-7%	5,310,804	0%
Finance and Insurance	153	-1%	1,305	-8%	12,732,323	-13%
Real Estate and Rental and Leasing	55	-5%	250	-11%	1,301,536	-12%
Professional, Scientific and Technical Services	123	0%	708	-3%	5,853,032	1%
Management of Companies and Enterprises	NA	NA	NA	NA	NA	NA
Admin. & Support/Waste Mgmt. & Remediation	82	1%	1,176	-16%	5,804,296	-16%
Educational Services	92	-3%	3,885	0%	32,325,880	2%
Health Care and Social Assistance	205	-2%	6,658	4%	52,175,699	5%
Arts, Entertainment and Recreation	33	-8%	460	-7%	1,438,712	-10%
Accommodation and Food Services	207	2%	3,237	-2%	7,838,731	-3%
Other Services (except Public Administration)	218	-4%	1,375	-10%	5,926,285	-9%
Public Administration	150	-3%	1,752	1%	14,338,098	0%
Other	NA	NA	NA	NA	NA	NA
<b>TOTAL</b>	<b>2,570</b>	<b>-3%</b>	<b>48,233</b>	<b>-9%</b>	<b>387,606,217</b>	<b>-16%</b>

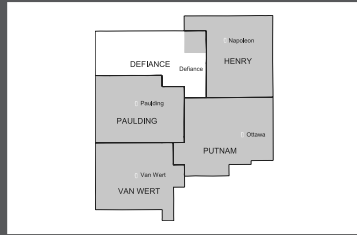
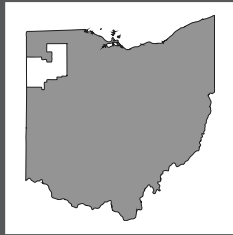
See pages 182 & 183 for the detailed demographic data for this district.



# 75TH

## SEVENTY-FIFTH HOUSE DISTRICT

### DISTRICT MAP



### DESCRIPTION

Henry, Paulding, Putnam, Van Wert and a portion of Defiance County, including Adams Twp., located within the 1<sup>st</sup> Senate District.

### POLITICAL LANDSCAPE

**Political Republican Index:**

	'08	'10
	63.94%	64.10%

**Results ('08 House):**

Lynn R. Wachtmann	(R)	100.00%
-------------------	-----	---------

**'08 Presidential Results:**

Barack Obama	(D)	36.14%
John McCain	(R)	61.79%

**Democrats say:** Much beloved community member who gets politics will be a challenge to the out-of-touch incumbent.

**Republicans say:** Having been elected to the legislature consistently since 1984, Lynn Wachtmann retains this seat with ease.

### ECONOMIC PROFILE

INDUSTRIES	# of Establishments	% Change '07-'09	Employment	% Change '07-'09	Payroll	% Change '07-'09
Agriculture, Forestry, Fishing and Hunting	70	-1%	683	23%	5,140,343	-30%
Mining	7	40%	44	6%	328,132	-17%
Utilities	13	18%	126	8%	2,121,768	17%
Construction	252	-7%	1,641	-11%	14,739,174	2%
Manufacturing	167	-5%	9,494	-21%	99,573,293	-24%
Wholesale Trade	113	-2%	950	0%	8,074,908	4%
Retail Trade	302	0%	3,683	-7%	18,644,844	-2%
Transportation and Warehousing	141	-4%	1,452	-15%	10,964,325	-26%
Information	45	2%	381	-8%	2,855,200	-8%
Finance and Insurance	128	-2%	1,317	1%	13,979,103	-13%
Real Estate and Rental and Leasing	48	2%	195	-2%	1,230,181	-21%
Professional, Scientific and Technical Services	104	1%	877	41%	5,060,817	6%
Management of Companies and Enterprises	NA	NA	NA	NA	NA	NA
Admin. & Support/Waste Mgmt. & Remediation	75	10%	549	-13%	3,047,016	1%
Educational Services	114	2%	4,132	0%	32,528,527	-2%
Health Care and Social Assistance	199	6%	5,326	4%	33,727,736	5%
Arts, Entertainment and Recreation	30	3%	167	0%	608,736	1%
Accommodation and Food Services	142	-10%	2,038	-11%	4,366,312	-6%
Other Services (except Public Administration)	190	-6%	1,276	-10%	4,617,160	-13%
Public Administration	186	-2%	1,463	0%	11,820,957	-2%
Other	NA	NA	NA	NA	NA	NA
<b>TOTAL</b>	<b>2,326</b>	<b>-2%</b>	<b>35,793</b>	<b>-8%</b>	<b>273,428,532</b>	<b>-13%</b>

# of Establishments	% Change '07-'09	Employment	% Change '07-'09	Payroll	% Change '07-'09
70	-1%	683	23%	5,140,343	-30%
7	40%	44	6%	328,132	-17%
13	18%	126	8%	2,121,768	17%
252	-7%	1,641	-11%	14,739,174	2%
167	-5%	9,494	-21%	99,573,293	-24%
113	-2%	950	0%	8,074,908	4%
302	0%	3,683	-7%	18,644,844	-2%
141	-4%	1,452	-15%	10,964,325	-26%
45	2%	381	-8%	2,855,200	-8%
128	-2%	1,317	1%	13,979,103	-13%
48	2%	195	-2%	1,230,181	-21%
104	1%	877	41%	5,060,817	6%
NA	NA	NA	NA	NA	NA
75	10%	549	-13%	3,047,016	1%
114	2%	4,132	0%	32,528,527	-2%
199	6%	5,326	4%	33,727,736	5%
30	3%	167	0%	608,736	1%
142	-10%	2,038	-11%	4,366,312	-6%
190	-6%	1,276	-10%	4,617,160	-13%
186	-2%	1,463	0%	11,820,957	-2%
NA	NA	NA	NA	NA	NA
<b>2,326</b>	<b>-2%</b>	<b>35,793</b>	<b>-8%</b>	<b>273,428,532</b>	<b>-13%</b>

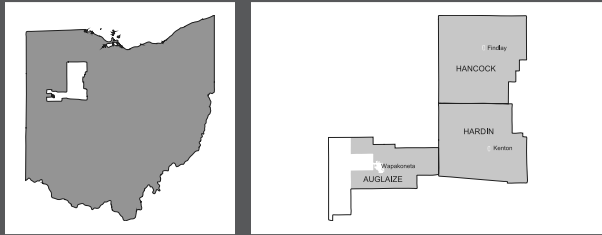
See pages 182 & 183 for the detailed demographic data for this district.



# 76TH SEVENTY-SIXTH HOUSE DISTRICT



## DISTRICT MAP



### DESCRIPTION

Hancock, Hardin and a portion of Auglaize County, including Buckland, Cridersville, New Knoxville, Uniopolis, and Waynesfield, located within the 1<sup>st</sup> Senate District.

## CANDIDATES

### CLIFFORD K. HITE (R-FINDLAY) ★

**Experience:** Teacher, coach for 30 years

**Occupation:** Legislator

**Memberships:** Honorary member of Kiwanis (Findlay, Ohio); St Marks United Methodist Church; Chairman of United Way Campaign

**Education:** University of Kentucky

**Campaign Committee:** Committee to Elect Cliff Hite, 1455 Timberwood Drive, Findlay, OH 45840

**Website:** hiteisright.com

### UNOPPOSED

## POLITICAL LANDSCAPE

**Political Republican Index:**

	'08	'10
	64.99%	64.95%

**Results ('08 House):**

Cliff Hite	(R)	93.89%
------------	-----	--------

**'08 Presidential Results:**

Barack Obama	(D)	36.16%
John McCain	(R)	61.83%

**Democrats say:** No comment provided.

**Republicans say:** Coach Hite scores another touchdown in this heavily Republican district.

## ECONOMIC PROFILE

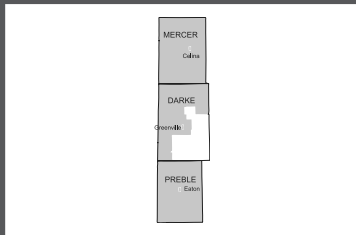
INDUSTRIES	# of Establishments		Employment		Payroll	
	'07-'09	% Change '07-'09	'07-'09	% Change '07-'09	'07-'09	% Change '07-'09
Agriculture, Forestry, Fishing and Hunting	25	19%	213	30%	1,509,551	37%
Mining	NA	NA	NA	NA	NA	NA
Utilities	12	0%	250	0%	4,567,386	11%
Construction	176	-12%	1,418	-7%	13,333,332	1%
Manufacturing	141	-2%	12,156	-14%	126,059,403	-18%
Wholesale Trade	121	-2%	1,321	-4%	15,198,974	-7%
Retail Trade	380	-4%	6,133	-9%	33,774,626	-11%
Transportation and Warehousing	100	1%	2,518	-1%	25,883,645	0%
Information	47	9%	655	2%	5,541,078	6%
Finance and Insurance	149	0%	828	-15%	8,594,419	-27%
Real Estate and Rental and Leasing	81	-10%	417	-19%	3,019,297	-16%
Professional, Scientific and Technical Services	159	2%	1,660	1%	17,008,486	0%
Management of Companies and Enterprises	11	-15%	621	15%	8,472,982	17%
Admin. & Support/Waste Mgmt. & Remediation	90	1%	1,201	-39%	7,765,059	-35%
Educational Services	95	2%	5,034	-1%	45,892,019	3%
Health Care and Social Assistance	213	-1%	5,974	9%	47,996,156	7%
Arts, Entertainment and Recreation	32	-6%	291	-5%	1,157,194	-6%
Accommodation and Food Services	201	-3%	4,135	-8%	12,438,394	-5%
Other Services (except Public Administration)	219	-2%	1,384	-3%	6,902,329	-3%
Public Administration	120	-6%	1,245	-3%	12,234,524	-2%
Other	NA	NA	NA	NA	NA	NA
<b>TOTAL</b>	<b>2,372</b>	<b>-3%</b>	<b>47,455</b>	<b>-7%</b>	<b>397,348,854</b>	<b>-8%</b>

See pages 182 & 183 for the detailed demographic data for this district.



## SEVENTY-SEVENTH HOUSE DISTRICT

### DISTRICT MAP



### DESCRIPTION

Mercer, Preble and a part of Darke County, including Ansonia, Burkettsville, Hollansburg, New Weston, North Star, Osgood, Palestine, Rossburg, Union City, Versailles, and Yorkshire, located within the 12<sup>th</sup> Senate District.

### CANDIDATES

#### JAMES J. ZEHRINGER (R-FORT RECOVERY) ★

**Experience:** Poultry and Fish Farm Owner

**Occupation:** Legislator/Business Owner

**Memberships:** NFIB; Mercer County Farm Bureau; Ohio Poultry Association; Ohio Proud; Mercer County Right to Life; Fort Recovery Lions; Fort Recovery Historical Society; Ohio Aquaculture Association; Sons of the American Legion; Fort Recovery Friends of the Arts

**Education:** CEI's Agriculture/Small Business

**Campaign Committee:** Citizens for Zehring, 2191 Oak Street, Maria Stein, OH 45860

**Website:** zehring.com

### UNOPPOSED

### POLITICAL LANDSCAPE

**Political Republican Index:** '08 63.65% '10 65.76%

**Results ('08 House):**  
James Zehring (R) 100.00%

**'08 Presidential Results:**  
Barack Obama (D) 30.95%  
John McCain (R) 67.09%

**Democrats say:** No comment provided.

**Republicans say:** Rep. Zehring's continued commitment to the people of the 77<sup>th</sup> House District earn him no opposition.

### ECONOMIC PROFILE

INDUSTRIES	# of Establishments	% Change '07-'09	Employment	% Change '07-'09	Payroll	% Change '07-'09
Agriculture, Forestry, Fishing and Hunting	62	17%	1,036	1%	6,989,444	10%
Mining	NA	NA	NA	NA	NA	NA
Utilities	15	15%	143	0%	2,133,148	15%
Construction	278	-10%	1,700	-4%	15,819,548	5%
Manufacturing	194	-3%	10,802	-10%	107,305,109	-15%
Wholesale Trade	135	4%	1,691	1%	15,887,232	4%
Retail Trade	359	-4%	4,799	-3%	24,557,604	-1%
Transportation and Warehousing	134	3%	1,898	-4%	16,703,747	-16%
Information	39	5%	462	-3%	2,773,372	-5%
Finance and Insurance	153	7%	1,338	-6%	14,077,108	-6%
Real Estate and Rental and Leasing	68	-3%	262	-10%	1,453,986	-7%
Professional, Scientific and Technical Services	123	-7%	895	-1%	9,342,919	5%
Management of Companies and Enterprises	NA	NA	NA	NA	NA	NA
Admin. & Support/Waste Mgmt. & Remediation	78	-8%	794	-39%	4,030,320	-38%
Educational Services	81	-4%	3,648	0%	31,164,354	-3%
Health Care and Social Assistance	199	4%	5,401	5%	37,374,592	8%
Arts, Entertainment and Recreation	29	-15%	266	-22%	1,029,282	-17%
Accommodation and Food Services	181	3%	2,678	-2%	6,760,047	2%
Other Services (except Public Administration)	219	-2%	1,296	-9%	5,420,969	-8%
Public Administration	126	0%	1,305	9%	10,036,227	4%
Other	NA	NA	NA	NA	NA	NA
<b>TOTAL</b>	<b>2,473</b>	<b>-2%</b>	<b>40,415</b>	<b>-5%</b>	<b>312,859,008</b>	<b>-7%</b>

# of Establishments	% Change '07-'09	Employment	% Change '07-'09	Payroll	% Change '07-'09
62	17%	1,036	1%	6,989,444	10%
NA	NA	NA	NA	NA	NA
15	15%	143	0%	2,133,148	15%
278	-10%	1,700	-4%	15,819,548	5%
194	-3%	10,802	-10%	107,305,109	-15%
135	4%	1,691	1%	15,887,232	4%
359	-4%	4,799	-3%	24,557,604	-1%
134	3%	1,898	-4%	16,703,747	-16%
39	5%	462	-3%	2,773,372	-5%
153	7%	1,338	-6%	14,077,108	-6%
68	-3%	262	-10%	1,453,986	-7%
123	-7%	895	-1%	9,342,919	5%
NA	NA	NA	NA	NA	NA
78	-8%	794	-39%	4,030,320	-38%
81	-4%	3,648	0%	31,164,354	-3%
199	4%	5,401	5%	37,374,592	8%
29	-15%	266	-22%	1,029,282	-17%
181	3%	2,678	-2%	6,760,047	2%
219	-2%	1,296	-9%	5,420,969	-8%
126	0%	1,305	9%	10,036,227	4%
NA	NA	NA	NA	NA	NA
<b>2,473</b>	<b>-2%</b>	<b>40,415</b>	<b>-5%</b>	<b>312,859,008</b>	<b>-7%</b>

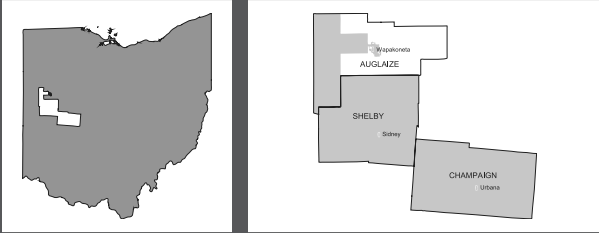
See pages 182 & 183 for the detailed demographic data for this district.

# 78TH

## SEVENTY-EIGHTH HOUSE DISTRICT



### DISTRICT MAP



### DESCRIPTION

Champaign, Shelby and a portion of Auglaize County, including German Twp., Jackson Twp., Minster, Moulton Twp., New Bremen, Noble Twp., Salem Twp., St. Marys, St. Marys Twp., Wapakoneta and parts of Pusheta Twp., located within the 12<sup>th</sup> Senate District.

### POLITICAL LANDSCAPE

**Political Republican Index:**

	'08	'10
	62.00%	63.81%

**Results ('08 House):**

John Adams	(R)	100.00%
------------	-----	---------

**'08 Presidential Results:**

Barack Obama	(D)	33.29%
John McCain	(R)	64.95%

**Democrats say:** Active candidate whose commitment to public service is clear.

**Republicans say:** This strong conservative will easily "S.E.A.L." the deal on Election Day.

### ECONOMIC PROFILE

INDUSTRIES	# of Establishments		Employment		Payroll	
		% Change '07-'09		% Change '07-'09		% Change '07-'09
Agriculture, Forestry, Fishing and Hunting	24	0%	206	16%	1,659,044	18%
Mining	5	25%	38	-20%	299,357	-23%
Utilities	13	0%	186	-1%	2,679,139	8%
Construction	209	-8%	2,138	-7%	20,947,385	-15%
Manufacturing	248	-3%	19,706	-19%	225,752,409	-23%
Wholesale Trade	112	3%	2,400	-10%	23,745,601	-16%
Retail Trade	354	1%	5,020	0%	26,015,180	3%
Transportation and Warehousing	105	-7%	1,693	-1%	15,409,879	-5%
Information	30	-12%	604	-13%	5,407,824	-12%
Finance and Insurance	152	1%	879	-2%	8,493,572	-7%
Real Estate and Rental and Leasing	88	0%	458	-12%	2,793,349	-23%
Professional, Scientific and Technical Services	133	-2%	812	-3%	8,151,359	-6%
Management of Companies and Enterprises	NA	NA	NA	NA	NA	NA
Admin. & Support/Waste Mgmt. & Remediation	89	-1%	1,503	-45%	6,870,029	-40%
Educational Services	87	-1%	3,918	-2%	35,789,527	1%
Health Care and Social Assistance	215	3%	5,453	-1%	41,849,727	1%
Arts, Entertainment and Recreation	36	9%	341	-1%	1,082,543	4%
Accommodation and Food Services	197	4%	3,236	-6%	8,534,360	-10%
Other Services (except Public Administration)	218	0%	1,731	1%	8,362,466	-6%
Public Administration	138	0%	1,698	1%	17,606,574	2%
Other	NA	NA	NA	NA	NA	NA
<b>TOTAL</b>	<b>2,453</b>	<b>-1%</b>	<b>52,020</b>	<b>-11%</b>	<b>461,449,324</b>	<b>-15%</b>

### CANDIDATES

#### JOHN ADAMS (R-SIDNEY) ★

**Experience:** Owner of Francis Furniture

**Occupation:** Retail Business Owner

**Memberships:** NFIB; Shelby Farm Bureau

**Education:** Attended Mesa Community College

**Campaign Committee:** Committee to Elect John Adams, 1509 Bon Air Circle, Sidney, OH 45365

#### ANTHONY EHRESMANN (D-URBANA)

**Experience:** Holds an adjunct professor position teaching in the Humanities and Social Science Department at Urbana University

**Occupation:** Retired Technology Consultant, Technologist and Scientific Assistant

**Memberships:** Moose Lodge; Church of Ephiphany Vestry Council; Champaign County Farm Bureau; Continuum of Care Housing Coalition

**Campaign Committee:** Committee to Elect Anthony Ehresmann, 339 E. Court St., Urbana, OH 43078

**Website:** anthonyehresmann.com





**GOVERNMENTAL  
POLICY GROUP INC.**

**RH RESOURCES**  
BUSINESS DEVELOPMENT CONSULTATION

**OUR MISSION:**

- ★ *To provide ethical and effective representation for our clients*
- ★ *To provide factual and responsive information for governmental decision makers*

17 South Hight Street, Suite 245  
Columbus, Ohio 43215

**P: 614-461-9335**

**F: 614-461-9336**

**LEGISLATIVE AND EXECUTIVE BRANCH CONSULTANTS  
REPRESENTING:**

*Manufacturing ★ Professional Services ★ Independent Business  
Professional Associations ★ Local Elected Officials*



*Pictured from left to right: Marie Kappes, Victor Hipsley, Kelly O'Reilly, Brooke Cheney, Andrew Huffman, Richard Hillis, and Matt Whitehead.*

**OHIO ELECTRIC UTILITY  
INSTITUTE**

Est. 1951

**AEP Ohio**

Columbus Southern Power  
Ohio Power

**Dayton Power and Light**

**Duke Energy Ohio**

**FirstEnergy Corp.**

The Illuminating Company  
Ohio Edison Company  
Toledo Edison Company

**Working Hard to POWER Ohio**



**Mike Brello**  
AEP Ohio



**John Keaton**  
Duke Energy Ohio



**Steve Lake**  
Dayton Power & Light



**Ty Pine**  
FirstEnergy Corp.



**Chrissy Wright**  
FirstEnergy Corp.

P.O. Box 164203, Columbus, Ohio 43216-4203  
Executive Director, Beverly Martin  
(614) 221-3422 • [www.oeu.org](http://www.oeu.org)

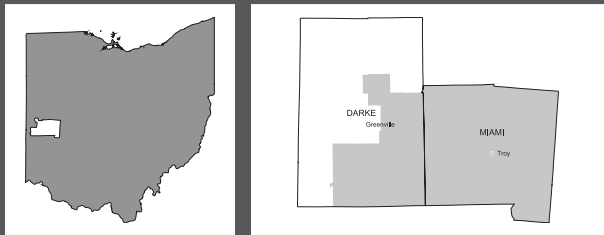
*Serving more than 4.7 million Ohio customers.*

# 79TH

## SEVENTY-NINTH HOUSE DISTRICT



### DISTRICT MAP



### DESCRIPTION

Miami and a portion of Darke County, including Adams Twp., Arcanum, Butler Twp., Bradford, Castine, Franklin Twp., Gettysburg, Gordon, Ithaca, Monroe Twp., Neave Twp., New Madison, Pittsburg, Richland Twp., Twin Twp, Van Buren Twp. and Wayne Lakes, located within the 5<sup>th</sup> Senate District.

### POLITICAL LANDSCAPE

**Political Republican Index:**

	'08	'10
	62.52%	64.43%

**Results ('08 House):**

Melissa Stanley	(D)	36.80%
Richard Adams	(R)	63.20%

**'08 Presidential Results:**

Barack Obama	(D)	33.86%
John McCain	(R)	64.23%

**Democrats say:** First-time candidate will be a strong outsider voice in this district.

**Republicans say:** Adams will easily cruise to victory in this reliably Republican seat.

### CANDIDATES

#### RICHARD N. ADAMS (R-TROY) ★

**Experience:** Educator; bank board of directors

**Occupation:** Consultant/retired

**Memberships:** National Association of Community Colleges Trustees Board of Directors, past chairman; American Association of Community Colleges Board of Directors; Challenge 95 Regional Planning Network, past president; Miami County Council, past president; Miami Valley Health Improvement Council, past president; Miami County Mental Retardation and Developmental Disabilities Board, past president; Piqua Area United Fund, past president; Troy Chamber of Commerce Board of Directors, past president; Tri-County Mental Health Board, past president; Clearcreek Farm Board of Directors, past president; Miami County Foundation, past president; Piqua Rotary Club, past president and past district governor; Bruckner Nature Center, past president

**Education:** B.S., The Ohio State University; M.A., The Ohio State University; Ph.D., The Ohio State University

**Campaign Committee:** Committee to Elect Richard Adams, 1075 Hillcrest Drive, Troy, OH 45373

**Website:** electadams4staterep.com

#### HOWARD GUY PAYNE (D-LUDLOW FALLS)

**Experience:** Master Goldsmith

**Occupation:** Retired


**Education:** Masters, Fine Arts, Cranbrook Academy of Art

**Campaign Committee:** Friends of Howard Payne, 2865 S. State Route 48, Ludlow Falls, OH 45339

### ECONOMIC PROFILE

INDUSTRIES	# of Establishments		Employment		Payroll	
	'07-'09	% Change '07-'09	'07-'09	% Change '07-'09	'07-'09	% Change '07-'09
Agriculture, Forestry, Fishing and Hunting	16	7%	113	62%	441,878	39%
Mining	3	-40%	42	-16%	332,627	-35%
Utilities	10	0%	215	-4%	3,338,743	1%
Construction	266	-13%	1,818	-19%	16,294,570	-18%
Manufacturing	242	-7%	9,390	-11%	106,286,536	-20%
Wholesale Trade	126	-2%	2,002	0%	21,555,406	-9%
Retail Trade	327	-6%	4,931	-3%	26,101,256	-7%
Transportation and Warehousing	101	-6%	2,081	-9%	17,541,321	-11%
Information	37	3%	429	-3%	2,479,543	-15%
Finance and Insurance	137	-6%	925	-7%	10,045,264	-16%
Real Estate and Rental and Leasing	73	-11%	339	-12%	2,638,577	0%
Professional, Scientific and Technical Services	158	-4%	876	0%	8,260,085	4%
Management of Companies and Enterprises	NA	NA	NA	NA	NA	NA
Admin. & Support/Waste Mgmt. & Remediation	100	-7%	1,436	-40%	7,013,970	-32%
Educational Services	71	-5%	3,637	-5%	33,204,971	-3%
Health Care and Social Assistance	188	8%	4,658	-1%	39,145,825	2%
Arts, Entertainment and Recreation	29	4%	269	-12%	1,311,657	-10%
Accommodation and Food Services	178	-2%	3,551	4%	10,321,872	3%
Other Services (except Public Administration)	196	1%	1,219	-4%	5,490,726	-4%
Public Administration	83	-6%	1,259	9%	13,687,051	9%
Other	NA	NA	NA	NA	NA	NA
<b>TOTAL</b>	<b>2,341</b>	<b>-4%</b>	<b>39,190</b>	<b>-7%</b>	<b>325,491,878</b>	<b>-11%</b>

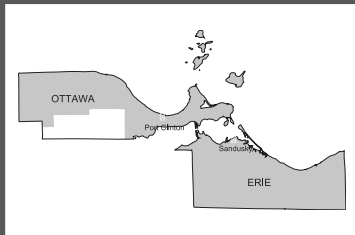
See pages 182 & 183 for the detailed demographic data for this district.



# 80TH

## EIGHTIETH HOUSE DISTRICT

### DISTRICT MAP



### DESCRIPTION

Erie and portions of Ottawa County, including Allen Twp., Bay Twp., Benton Twp., Carroll Twp., Catawba Island Twp., Clay Center, Clay Twp., Danbury Twp., Erie Twp., Genoa, Marblehead, Port Clinton, Portage Twp., Put-in-Bay, Put-in-Bay Twp. and Rocky Ridge, located within the 2<sup>nd</sup> Senate District.

### POLITICAL LANDSCAPE

**Political Republican Index:** '08 46.11% '10 45.89%

**Results ('08 House):**  
 Dennis E. Murray (D) 53.22%  
 Ed Enderle (R) 46.78%

**'08 Presidential Results:**  
 Barack Obama (D) 55.05%  
 John McCain (R) 43.34%

**Democrats say:** Thoughtful and hard working, this Democratic lawmaker has earned the trust and support of his constituents and will continue to do so through Election Day.

**Republicans say:** The Democrats will be surprised to see their State Chairman's former House seat go "red" this fall with Krabill.

### ECONOMIC PROFILE

INDUSTRIES	# of Establishments	% Change '07-'09	Employment	% Change '07-'09	Payroll	% Change '07-'09
Agriculture, Forestry, Fishing and Hunting	23	0%	232	-4%	1,306,449	1%
Mining	3	-25%	154	-35%	2,839,591	-37%
Utilities	NA	NA	NA	NA	NA	NA
Construction	202	-19%	1,082	-28%	10,637,058	-20%
Manufacturing	143	-2%	5,830	-23%	73,480,048	-39%
Wholesale Trade	103	-10%	1,474	-3%	18,259,134	-12%
Retail Trade	384	-6%	5,424	-13%	28,394,529	-13%
Transportation and Warehousing	102	7%	1,100	-9%	10,513,120	-15%
Information	43	13%	588	-5%	4,346,907	-4%
Finance and Insurance	145	5%	833	-4%	8,220,636	-11%
Real Estate and Rental and Leasing	85	-1%	382	-2%	2,498,054	1%
Professional, Scientific and Technical Services	153	-8%	799	-4%	8,173,329	-3%
Management of Companies and Enterprises	11	10%	106	33%	1,867,260	44%
Admin. & Support/Waste Mgmt. & Remediation	103	6%	959	-22%	6,039,302	-15%
Educational Services	74	-1%	3,571	-2%	34,478,183	-2%
Health Care and Social Assistance	264	8%	7,363	2%	64,235,178	6%
Arts, Entertainment and Recreation	101	1%	1,387	-10%	13,883,776	-18%
Accommodation and Food Services	312	-2%	5,672	-3%	17,512,144	-2%
Other Services (except Public Administration)	198	-7%	1,059	-1%	4,833,222	-3%
Public Administration	105	-6%	1,862	0%	19,163,149	3%
Other	NA	NA	NA	NA	NA	NA
<b>TOTAL</b>	<b>2,554</b>	<b>-3%</b>	<b>39,873</b>	<b>-9%</b>	<b>330,681,069</b>	<b>-16%</b>

# of Establishments	% Change '07-'09	Employment	% Change '07-'09	Payroll	% Change '07-'09
23	0%	232	-4%	1,306,449	1%
3	-25%	154	-35%	2,839,591	-37%
NA	NA	NA	NA	NA	NA
202	-19%	1,082	-28%	10,637,058	-20%
143	-2%	5,830	-23%	73,480,048	-39%
103	-10%	1,474	-3%	18,259,134	-12%
384	-6%	5,424	-13%	28,394,529	-13%
102	7%	1,100	-9%	10,513,120	-15%
43	13%	588	-5%	4,346,907	-4%
145	5%	833	-4%	8,220,636	-11%
85	-1%	382	-2%	2,498,054	1%
153	-8%	799	-4%	8,173,329	-3%
11	10%	106	33%	1,867,260	44%
103	6%	959	-22%	6,039,302	-15%
74	-1%	3,571	-2%	34,478,183	-2%
264	8%	7,363	2%	64,235,178	6%
101	1%	1,387	-10%	13,883,776	-18%
312	-2%	5,672	-3%	17,512,144	-2%
198	-7%	1,059	-1%	4,833,222	-3%
105	-6%	1,862	0%	19,163,149	3%
NA	NA	NA	NA	NA	NA
<b>2,554</b>	<b>-3%</b>	<b>39,873</b>	<b>-9%</b>	<b>330,681,069</b>	<b>-16%</b>

See pages 182 & 183 for the detailed demographic data for this district.

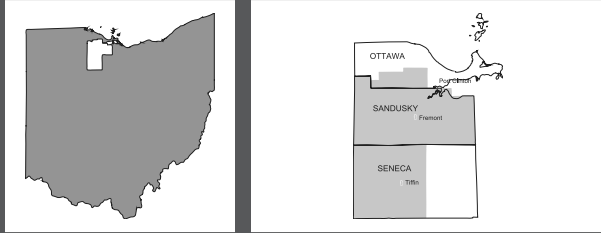


# 81ST

## EIGHTY-FIRST HOUSE DISTRICT



### DISTRICT MAP



### DESCRIPTION

Sandusky and parts of Ottawa and Seneca Counties, Elmore, Oak Harbor, Bettsville, Fostoria, New Riegel, and Tiffin, located within the 26<sup>th</sup> Senate District.

### POLITICAL LANDSCAPE

**Political Republican Index:**

	'08	'10
	53.95%	53.29%

#### Results ('08 House):

Andrew Kashmer	(D)	35.50%
Jeff Wagner	(R)	64.50%

#### '08 Presidential Results:

Barack Obama	(D)	50.35%
John McCain	(R)	47.74%

**Democrats say:** Nutter is a proven winner on conservative turf and will knock another one out of the park this year.

**Republicans say:** Rex Damschroder easily wins vs. a well-known Democrat with disappointing primary results.

### CANDIDATES

#### BENJAMIN E. NUTTER (D-TIFFIN)

**Occupation:** City of Tiffin fire captain, Seneca County Commissioner

**Education:** Bachelor's in Business Administration, Tiffin University

**Campaign Committee:** Ben Nutter for 81<sup>st</sup> District, 5319 N. TR 137, Tiffin, OH 44883

**Website:** bennutter.com

#### REX ARTHUR DAMSCHRODER (R-FREMONT)

**Occupation:** Small Business Owner

**Memberships:** Chamber of Commerce; Kiwanis; Community Hospital and Advisory Board; Ohio Farm Bureau; First Step Domestic Violence Shelter

**Education:** B.A., Bowling Green; M.B.A., Tiffin University

**Campaign Committee:** Vote Damschroder, 1014 Birchard Avenue, Fremont, OH 43420

**Website:** voteforrex.com

#### BILL HRABAK (CONSTITUTION)

### ECONOMIC PROFILE

INDUSTRIES	# of Establishments		Employment		Payroll	
	'07-'09	% Change '07-'09	'07-'09	% Change '07-'09	'07-'09	% Change '07-'09
Agriculture, Forestry, Fishing and Hunting	36	-5%	184	-9%	1,275,241	8%
Mining	NA	NA	NA	NA	NA	NA
Utilities	16	7%	234	5%	4,317,986	12%
Construction	217	-12%	1,369	-22%	13,302,594	-21%
Manufacturing	202	-4%	13,082	-13%	135,389,805	-21%
Wholesale Trade	100	9%	1,057	-5%	9,029,652	-4%
Retail Trade	354	-4%	4,816	-4%	26,599,760	-3%
Transportation and Warehousing	98	9%	1,286	13%	11,824,984	6%
Information	33	-3%	554	18%	3,524,894	-10%
Finance and Insurance	146	-2%	1,014	-14%	9,115,749	-14%
Real Estate and Rental and Leasing	48	-21%	338	-11%	2,475,629	-13%
Professional, Scientific and Technical Services	151	-2%	824	-11%	5,910,561	2%
Management of Companies and Enterprises	11	-8%	492	1%	5,744,768	-6%
Admin. & Support/Waste Mgmt. & Remediation	93	2%	1,419	-17%	6,814,764	-25%
Educational Services	91	-2%	4,726	-3%	39,159,566	-3%
Health Care and Social Assistance	290	0%	6,228	-2%	46,504,220	0%
Arts, Entertainment and Recreation	45	7%	391	-11%	1,527,260	-5%
Accommodation and Food Services	200	-4%	3,377	-5%	8,276,309	-13%
Other Services (except Public Administration)	219	0%	1,544	3%	6,728,012	2%
Public Administration	110	-3%	1,291	-2%	11,726,653	-3%
Other	NA	NA	NA	NA	NA	NA
<b>TOTAL</b>	<b>2,460</b>	<b>-3%</b>	<b>44,225</b>	<b>-7%</b>	<b>349,248,407</b>	<b>-12%</b>

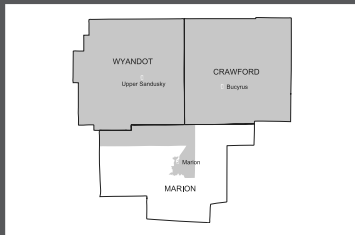
See pages 182 & 183 for the detailed demographic data for this district.



# 82ND

## EIGHTY-SECOND HOUSE DISTRICT

### DISTRICT MAP



### DESCRIPTION

Crawford, Wyandot and a portion of Marion County, including Grand Prairie Twp., Grand Twp., Marion, Morral, Salt Rock Twp. and parts of Marion Twp., located within the 26<sup>th</sup> Senate District.

### CANDIDATES

**JEFFREY A. MCCLAIN (R-UPPER SANDUSKY) ★**

**Occupation:** Legislator

**Education:** B.B.A., Accounting, Tiffin University

**Campaign Committee:** Committee to Elect Jeff McClain, 428 S. Sandusky, Upper Sandusky, OH 43351

**Website:** jeffmclain.com

**UNOPPOSED**

### POLITICAL LANDSCAPE

**Political Republican Index:**

	'08	'10
	56.50%	56.90%

#### Results ('08 House):

Wanda L. Sharrock	(D)	37.19%
Jeffrey McClain	(R)	53.63%

#### '08 Presidential Results:

Barack Obama	(D)	42.94%
John McCain	(R)	54.55%

**Democrats say:** No comment provided.

**Republicans say:** Jeff McClain's service to his constituents keeps his seat safe.

### ECONOMIC PROFILE

#### INDUSTRIES

	# of Establishments	% Change '07-'09	Employment	% Change '07-'09	Payroll	% Change '07-'09
Agriculture, Forestry, Fishing and Hunting	23	-4%	307	-3%	2,365,651	11%
Mining	NA	NA	NA	NA	NA	NA
Utilities	16	0%	238	3%	3,711,469	10%
Construction	161	-9%	1,300	-11%	13,441,098	7%
Manufacturing	167	-9%	7,635	-24%	76,308,045	-24%
Wholesale Trade	107	-12%	1,351	-4%	13,560,131	-3%
Retail Trade	303	-4%	3,677	-8%	19,910,803	-5%
Transportation and Warehousing	61	-5%	722	-5%	5,851,536	-19%
Information	43	19%	396	-13%	3,192,218	-18%
Finance and Insurance	159	-10%	1,266	-8%	14,149,058	2%
Real Estate and Rental and Leasing	67	-12%	237	-14%	1,430,481	-11%
Professional, Scientific and Technical Services	117	-6%	719	-30%	5,725,032	-22%
Management of Companies and Enterprises	NA	NA	NA	NA	NA	NA
Admin. & Support/Waste Mgmt. & Remediation	90	-3%	816	-37%	5,468,322	-28%
Educational Services	71	1%	3,025	-1%	24,789,287	-1%
Health Care and Social Assistance	244	-5%	7,411	-1%	61,249,399	1%
Arts, Entertainment and Recreation	32	-3%	237	22%	741,574	38%
Accommodation and Food Services	201	-4%	2,960	-9%	7,765,401	-1%
Other Services (except Public Administration)	197	-5%	1,254	-1%	4,977,787	-5%
Public Administration	129	-3%	2,292	-10%	24,973,313	1%
Other	NA	NA	NA	NA	NA	NA
<b>TOTAL</b>	<b>2,188</b>	<b>-6%</b>	<b>35,843</b>	<b>-11%</b>	<b>289,610,605</b>	<b>-9%</b>

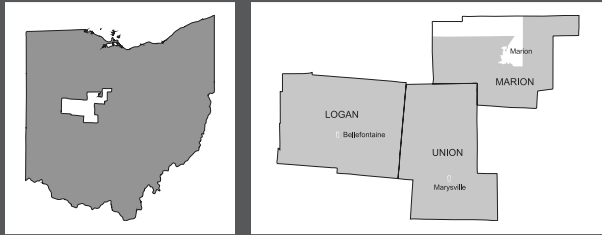
See pages 182 & 183 for the detailed demographic data for this district.

# 83RD

## EIGHTY-THIRD HOUSE DISTRICT



### DISTRICT MAP



### DESCRIPTION

Logan, Union and a part of Marion County, including Caledonia, Green Camp, LaRue, New Bloomington, and Prospect, located within the 26<sup>th</sup> Senate District.

### POLITICAL LANDSCAPE

**Political Republican Index:**

	'08	'10
	63.07%	63.86%

**Results ('08 House):**

Dave Burke	(R)	100.00%
------------	-----	---------

**'08 Presidential Results:**

Barack Obama	(D)	35.78%
John McCain	(R)	62.31%

**Democrats say:** No comment provided.

**Republicans say:** Dave Burke knows the prescription to keep his opponents at home.

### CANDIDATES

#### DAVE BURKE (R-MARYSVILLE) ★

**Experience:** Owner of Dave's Pharmacy, Marysville

**Occupation:** Pharmacist

**Memberships:** Union, Logan and Marion GOP Century Clubs; Ohio Chamber of Commerce; Union County Chamber of Commerce; NFIB; National Rifle Association; Ohio Farm Bureau; Our Lady of Lourdes Catholic Church Marysville; 4<sup>th</sup> Degree Knights of Columbus; Elks; Lions; Richwood Gun Club; Marysville Uptown Renewal Team; Ohio Pharmacists Association; Huntington National Bank Board Marysville; Ohio Reformatory for Women Nursery Advisory Board

**Education:** B.S., Ohio Northern; M.B.A., Capital University

**Campaign Committee:** Team Burke, 13958 Watkins Road, Marysville, OH 43040

**Website:** burkeforohio.com


### UNOPPOSED

### ECONOMIC PROFILE

INDUSTRIES	# of Establishments		Employment		Payroll	
	'07-'09	% Change '07-'09	'07-'09	% Change '07-'09	'07-'09	% Change '07-'09
Agriculture, Forestry, Fishing and Hunting	32	-11%	554	10%	5,462,535	20%
Mining	6	20%	55	-28%	629,310	-22%
Utilities	10	0%	156	-2%	2,126,586	6%
Construction	227	-10%	1,436	-22%	13,910,888	-21%
Manufacturing	144	13%	19,521	-6%	251,018,853	-18%
Wholesale Trade	134	-8%	1,577	9%	20,656,198	5%
Retail Trade	310	0%	4,656	-1%	25,589,237	3%
Transportation and Warehousing	122	17%	2,821	-1%	22,896,220	-17%
Information	36	3%	942	-6%	9,756,551	-10%
Finance and Insurance	120	3%	729	-21%	6,048,800	-24%
Real Estate and Rental and Leasing	86	-4%	405	1%	3,064,802	25%
Professional, Scientific and Technical Services	146	3%	3,022	17%	47,129,012	9%
Management of Companies and Enterprises	NA	NA	NA	NA	NA	NA
Admin. & Support/Waste Mgmt. & Remediation	130	3%	4,704	2%	25,056,686	1%
Educational Services	64	-6%	3,815	-1%	36,914,914	3%
Health Care and Social Assistance	188	1%	4,258	2%	35,180,194	3%
Arts, Entertainment and Recreation	36	6%	686	6%	1,675,917	-7%
Accommodation and Food Services	161	-3%	2,724	6%	7,057,598	-3%
Other Services (except Public Administration)	189	-10%	1,178	-5%	6,794,802	-2%
Public Administration	126	-2%	1,825	-1%	18,431,153	8%
Other	NA	NA	NA	NA	NA	NA
<b>TOTAL</b>	<b>2,267</b>	<b>-1%</b>	<b>55,064</b>	<b>-2%</b>	<b>539,400,256</b>	<b>-9%</b>

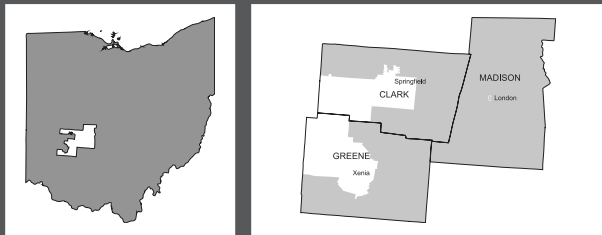
See pages 182 & 183 for the detailed demographic data for this district.





## EIGHTY-FOURTH HOUSE DISTRICT

### DISTRICT MAP



### DESCRIPTION

District includes: Catawba, Clifton, German Twp., Green Twp., Harmony Twp., Lawrenceville, Madison Twp., Pike Twp., Pleasant Twp., South Charleston, South Vienna, Tremont City and Moorefield Twp., Bellbrook, Bowersville, Caesars Creek Twp., Cedarville Twp., Clifton, Jamestown, Jefferson Twp., Kettering, Miami Twp., New Jasper Twp., Ross Twp., Silver Creek Twp., Sugar Creek Twp. and Yellowsprings, located within the 10<sup>th</sup> Senate District.

### CANDIDATES

#### ROBERT D. HACKETT (R-LONDON) ★

**Experience:** Partner, Central Ohio Financial Management Group  
**Occupation:** Financial Planner  
**Memberships:** Chamber of Commerce; Madison Farm Bureau  
**Education:** Columbus University, American College  
**Campaign Committee:** Committee to Elect Robert D. Hackett, 2050 Palouse Drive, London, OH 43140  
**Website:** [electhackett.com](http://electhackett.com)

#### AARON T. KILBARGER (D-JAMESTOWN)

**Experience:** Currently employed by Kilbarger Insurance  
**Occupation:** Insurance salesman  
**Memberships:** American Legion, current finance officer; Lions Club International  
**Education:** Attended McGregor School at Antioch College  
**Campaign Committee:** Kilbarger for 84<sup>th</sup> District, 3 Creekside St., Jamestown, OH 45335  
**Website:** [aaronkilbarger.com](http://aaronkilbarger.com)

### POLITICAL LANDSCAPE

**Political Republican Index:** '08 57.75% '10 59.55%

#### Results ('08 House):

Connie Crockett (D) 38.61%  
 Robert D. Hackett (R) 61.39%

#### '08 Presidential Results:

Barack Obama (D) 37.96%  
 John McCain (R) 60.39%

**Democrats say:** With a family-owned business, his experience and strong name ID give Kilbarger an edge.

**Republicans say:** Bob Hackett will keep this solidly-conservative seat Republican this fall.

### ECONOMIC PROFILE

INDUSTRIES	# of Establishments	% Change '07-'09	Employment	% Change '07-'09	Payroll	% Change '07-'09
Agriculture, Forestry, Fishing and Hunting	28	4%	305	7%	2,054,340	11%
Mining	NA	NA	NA	NA	NA	NA
Utilities	4	NA	25	NA	399,384	NA
Construction	211	-9%	836	-17%	6,951,151	-11%
Manufacturing	109	3%	5,295	-11%	49,958,691	-19%
Wholesale Trade	102	-3%	718	-4%	8,338,312	9%
Retail Trade	284	-5%	4,356	-10%	21,894,997	-13%
Transportation and Warehousing	74	0%	1,678	-16%	15,468,906	-16%
Information	24	0%	242	-5%	1,965,952	-10%
Finance and Insurance	82	1%	436	-1%	4,413,995	11%
Real Estate and Rental and Leasing	62	-9%	218	-3%	1,483,849	8%
Professional, Scientific and Technical Services	112	2%	897	10%	11,370,821	20%
Management of Companies and Enterprises	NA	NA	NA	NA	NA	NA
Admin. & Support/Waste Mgmt. & Remediation	88	-10%	1,046	-35%	5,439,088	-12%
Educational Services	67	3%	3,794	-1%	33,770,639	-6%
Health Care and Social Assistance	150	4%	2,323	2%	15,855,432	2%
Arts, Entertainment and Recreation	29	-3%	241	-11%	959,228	-13%
Accommodation and Food Services	133	-4%	2,453	-9%	7,331,576	-6%
Other Services (except Public Administration)	129	4%	579	2%	3,026,132	-2%
Public Administration	88	-6%	2,129	-2%	23,124,284	-4%
Other	NA	NA	5	NA	NA	NA
<b>TOTAL</b>	<b>1,776</b>	<b>-2%</b>	<b>27,576</b>	<b>-8%</b>	<b>213,806,777</b>	<b>-8%</b>

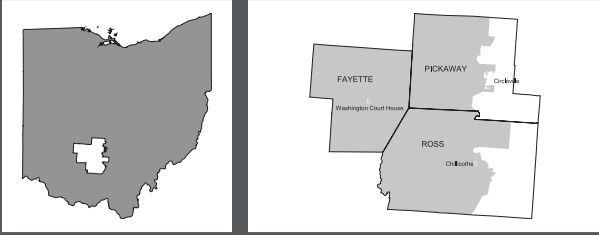
# of Establishments	% Change '07-'09	Employment	% Change '07-'09	Payroll	% Change '07-'09
28	4%	305	7%	2,054,340	11%
NA	NA	NA	NA	NA	NA
4	NA	25	NA	399,384	NA
211	-9%	836	-17%	6,951,151	-11%
109	3%	5,295	-11%	49,958,691	-19%
102	-3%	718	-4%	8,338,312	9%
284	-5%	4,356	-10%	21,894,997	-13%
74	0%	1,678	-16%	15,468,906	-16%
24	0%	242	-5%	1,965,952	-10%
82	1%	436	-1%	4,413,995	11%
62	-9%	218	-3%	1,483,849	8%
112	2%	897	10%	11,370,821	20%
NA	NA	NA	NA	NA	NA
88	-10%	1,046	-35%	5,439,088	-12%
67	3%	3,794	-1%	33,770,639	-6%
150	4%	2,323	2%	15,855,432	2%
29	-3%	241	-11%	959,228	-13%
133	-4%	2,453	-9%	7,331,576	-6%
129	4%	579	2%	3,026,132	-2%
88	-6%	2,129	-2%	23,124,284	-4%
NA	NA	5	NA	NA	NA
<b>1,776</b>	<b>-2%</b>	<b>27,576</b>	<b>-8%</b>	<b>213,806,777</b>	<b>-8%</b>

See pages 182 & 183 for the detailed demographic data for this district.

# 85TH EIGHTY-FIFTH HOUSE DISTRICT



## DISTRICT MAP



### DESCRIPTION

Fayette and portions of Pickaway and Ross Counties, including Ashville, Commercial Point, Darbyville, New Holland, Orient, South Bloomfield, Williamsport, Bainbridge, Chillicothe, Clarksburg, Frankfort, Kingston, and South Salem, located within the 17<sup>th</sup> Senate District.

## POLITICAL LANDSCAPE

Political Republican Index:	'08	'10
	53.08%	54.21%
<b>Results ('08 House):</b>		
Raymond A. Pryor	(D)	52.32%
John Schlichter	(R)	47.68%
<b>'08 Presidential Results:</b>		
Barack Obama	(D)	41.86%
John McCain	(R)	56.37%

**Democrats say:** One of the hardest working lawmakers, he has developed a strong record of accomplishment for his district.

**Republicans say:** Former Farm Bureau President and four-term county commissioner Peterson will return this seat to GOP-control.

## CANDIDATES

### RAYMOND A. PRYOR (D-CHILLICOTHE) ★

**Experience:** Veteran's representative, State of Ohio

**Occupation:** County Veterans Commissioner

**Memberships:** AMVETS; American Legion; Veterans of Foreign Wars; Disabled American Veterans; Vietnam Veterans of America; South Central Ohio Homeless Veterans Committee; Ross County Veterans Council; Area 20 Workforce Investment Board member

**Education:** B.A., Business Administration, Cambridge State University; Attended Ohio University-Chillicothe; licensed Ohio Apprentice Auctioneer

**Campaign Committee:** Raymond Pryor for State Representative Campaign Committee, 263 Rozelle Creek Road, Chillicothe, OH 45601

**Website:** raypryor.org

### BOB PETERSON (R-SABINA)

**Experience:** Owner/operator, Peterson Farms; Ohio Farm Bureau Federation President

**Occupation:** Farmer, Fayette County Commissioner

**Memberships:** Fayette County Pork Producers, past president; County Commissioners Association of Ohio Board of Trustees; Fayette County Chamber of Commerce; Grace Community Church; American Farm Bureau Federation Board of Directors; Ohio Pork Producers Council; Ohio Corn Growers Association; Ohio Soybean Association; Ohio Cattlemen's Association; Ohio Wheat Growers Association; National Rifle Association

**Education:** B.S., Agriculture, The Ohio State University; The Ohio State University LEAD Program Graduate


**Campaign Committee:** Peterson for Good Government, 5564 Grassy Branch Road, Sabina, OH 45169

**Website:** petersonforohio.com

## ECONOMIC PROFILE

INDUSTRIES	# of Establishments		Employment		Payroll	
	'07-'09	% Change '07-'09	'07-'09	% Change '07-'09	'07-'09	% Change '07-'09
Agriculture, Forestry, Fishing and Hunting	24	-11%	117	11%	848,425	33%
Mining	NA	NA	NA	NA	NA	NA
Utilities	20	0%	379	6%	6,916,081	15%
Construction	179	-12%	1,029	-22%	10,208,655	-18%
Manufacturing	76	0%	5,691	-19%	65,535,476	-30%
Wholesale Trade	82	-7%	1,097	-6%	10,848,389	-10%
Retail Trade	397	-4%	5,958	-6%	30,785,173	-7%
Transportation and Warehousing	NA	NA	NA	NA	NA	NA
Information	17	-6%	529	0%	5,424,932	-2%
Finance and Insurance	123	-2%	964	-8%	9,705,595	-5%
Real Estate and Rental and Leasing	71	-7%	246	-13%	1,459,279	-12%
Professional, Scientific and Technical Services	112	-6%	615	-2%	4,324,084	-15%
Management of Companies and Enterprises	NA	NA	NA	NA	NA	NA
Admin. & Support/Waste Mgmt. & Remediation	78	-4%	1,072	-20%	6,382,383	-10%
Educational Services	62	-6%	3,680	0%	32,316,405	-1%
Health Care and Social Assistance	237	-2%	7,519	8%	90,522,320	21%
Arts, Entertainment and Recreation	35	9%	326	18%	1,369,053	14%
Accommodation and Food Services	192	6%	3,805	5%	11,041,888	12%
Other Services (except Public Administration)	159	-10%	752	-19%	3,170,168	-18%
Public Administration	106	-3%	3,799	-1%	43,313,795	-2%
Other	NA	NA	NA	NA	NA	NA
<b>TOTAL</b>	<b>1,970</b>	<b>-4%</b>	<b>37,577</b>	<b>-5%</b>	<b>334,172,101</b>	<b>-6%</b>

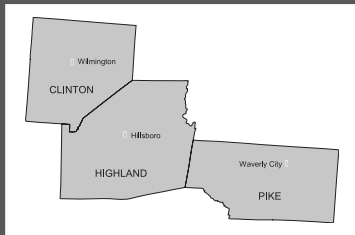
See pages 182 & 183 for the detailed demographic data for this district.



# 86TH

## EIGHTY-SIXTH HOUSE DISTRICT

### DISTRICT MAP



### DESCRIPTION

Clinton, Highland and Pike Counties, located within the 17<sup>th</sup> Senate District.

### POLITICAL LANDSCAPE

**Political Republican Index:** '08 57.56% '10 58.49%

#### Results ('08 House):

Bill Horne (D) 42.50%  
David T. Daniels (R) 57.50%

#### '08 Presidential Results:

Barack Obama (D) 38.13%  
John McCain (R) 59.76%

**Democrats say:** Tested campaigner will work this district hard.

**Republicans say:** Ohio National Guard Veteran Rosenberger wins vs. perennial Democrat challenger.

### CANDIDATES

#### BILL HORNE (D-HILLSBORO)

**Experience:** Economics professor at Southern State Community College; former plant manager of a manufacturing facility; owns a home rental business

**Occupation:** College Professor

**Memberships:** NFIB, Highland County Chamber of Commerce

**Education:** A.S. Administration, Southern State Community; B.S. Management & Marketing, Central State; M.S., University of Dayton

**Campaign Committee:** Committee to Elect Bill Horne State Representative, 129 E. North Street, Hillsboro, OH 45133

**Website:** billhorne.org

#### CLIFF ROSENBERGER (R-CLARKSVILLE)

**Occupation:** Air National Guard

**Campaign Committee:** Committee to Elect Cliff Rosenberger, 7027 State Route 350 West, PO Box 323, Clarksville, OH 45113

**Website:** cliffrosenberger.com

#### JACOB DAWSON (LIBERTARIAN-WILMINGTON)

**Website:** dawson4u.com

### ECONOMIC PROFILE

INDUSTRIES	# of Establishments	% Change '07-'09	Employment	% Change '07-'09	Payroll	% Change '07-'09
Agriculture, Forestry, Fishing and Hunting	9	0%	87	13%	520,750	23%
Mining	NA	NA	NA	NA	NA	NA
Utilities	16	0%	253	2%	3,840,003	13%
Construction	146	-19%	1,111	-12%	14,649,512	9%
Manufacturing	109	-5%	8,189	-18%	90,655,014	-17%
Wholesale Trade	78	8%	1,073	-4%	12,404,997	-4%
Retail Trade	326	0%	4,187	-5%	23,031,982	0%
Transportation and Warehousing	NA	NA	NA	NA	NA	NA
Information	35	6%	746	-3%	5,967,092	-8%
Finance and Insurance	127	5%	1,211	-6%	12,870,884	-20%
Real Estate and Rental and Leasing	65	2%	305	-15%	1,488,686	-19%
Professional, Scientific and Technical Services	119	-5%	625	11%	7,867,621	27%
Management of Companies and Enterprises	NA	NA	NA	NA	NA	NA
Admin. & Support/Waste Mgmt. & Remediation	69	-9%	1,133	-24%	9,360,382	-16%
Educational Services	75	6%	4,271	2%	36,173,003	3%
Health Care and Social Assistance	216	4%	5,315	1%	42,641,934	-5%
Arts, Entertainment and Recreation	18	6%	126	-13%	500,787	-16%
Accommodation and Food Services	146	-9%	2,545	-15%	7,022,114	-13%
Other Services (except Public Administration)	148	-8%	736	0%	3,732,838	12%
Public Administration	156	-2%	1,472	0%	13,139,217	3%
Other	NA	NA	NA	NA	NA	NA
<b>TOTAL</b>	<b>1,858</b>	<b>-3%</b>	<b>33,386</b>	<b>-8%</b>	<b>285,866,816</b>	<b>-7%</b>

See pages 182 & 183 for the detailed demographic data for this district.

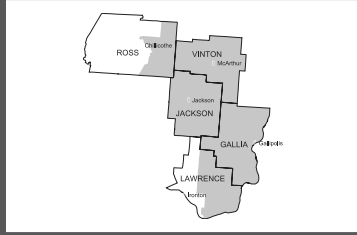


# 87TH

## EIGHTY-SEVENTH HOUSE DISTRICT



### DISTRICT MAP



### DESCRIPTION

Gallia, Jackson, Vinton and parts of Lawrence and Ross Counties, including Aid Twp., Fayette Twp., Mason Twp., Rome Twp., Symmes Twp., Union Twp., Windsor Twp., Colerain Twp., Franklin Twp., Harrison Twp., Jefferson Twp., Liberty Twp. and Springfield Twp., located within the 17<sup>th</sup> Senate District.

### CANDIDATES

#### JOHN CAREY, JR. (R-WELLSTON)

**Experience:** Former aide, U.S. Rep. Clarence Miller

**Occupation:** Legislator

**Memberships:** Ohio Farm Bureau; Ohio Township Trustees Association; Hope United Methodist Church

**Education:** B.S. Political Science, Ohio University

**Campaign Committee:** Citizens for Carey, 401 S. Arkansas Ave., Wellston, OH 45692

### UNOPPOSED

### POLITICAL LANDSCAPE

**Political Republican Index:**

	'08	'10
	51.87%	53.62%

**Results ('08 House):**

Shane Meldick	(D)	38.52%
Clyde Evans	(R)	61.48%

**'08 Presidential Results:**

Barack Obama	(D)	38.58%
John McCain	(R)	59.05%

**Democrats say:** Carey is the ultimate insider in an outsider year.

**Republicans say:** The only man to serve as chairman of the House and Senate finance committees, Carey easily defeats unknown Democrat.

### ECONOMIC PROFILE

INDUSTRIES	# of Establishments		Employment		Payroll	
	'07	% Change '07-'09	'07	% Change '07-'09	'07	% Change '07-'09
Agriculture, Forestry, Fishing and Hunting	21	-13%	114	-12%	735,998	-17%
Mining	11	0%	249	0%	2,618,334	0%
Utilities	24	14%	996	7%	21,793,618	16%
Construction	158	-5%	1,587	-23%	17,591,888	-32%
Manufacturing	85	-2%	4,421	-19%	34,117,783	-23%
Wholesale Trade	64	-7%	470	-18%	3,304,080	-21%
Retail Trade	352	-4%	4,540	-4%	23,423,607	1%
Transportation and Warehousing	90	3%	1,033	2%	9,722,953	-2%
Information	26	-7%	246	-19%	2,096,554	-10%
Finance and Insurance	110	-6%	872	-6%	7,245,361	-14%
Real Estate and Rental and Leasing	51	-6%	160	-14%	831,168	-3%
Professional, Scientific and Technical Services	82	1%	416	-11%	3,124,547	-13%
Management of Companies and Enterprises	7	0%	77	-20%	1,099,261	11%
Admin. & Support/Waste Mgmt. & Remediation	68	3%	993	30%	5,205,221	6%
Educational Services	65	0%	3,598	-3%	29,355,612	1%
Health Care and Social Assistance	192	10%	6,185	3%	50,422,078	3%
Arts, Entertainment and Recreation	18	0%	85	-14%	304,950	-27%
Accommodation and Food Services	134	-4%	2,455	-9%	7,054,411	-5%
Other Services (except Public Administration)	195	17%	703	-9%	3,582,643	-16%
Public Administration	147	-1%	1,128	1%	9,452,932	-3%
Other	0	NA	0	NA	0	NA
<b>TOTAL</b>	<b>1,900</b>	<b>0%</b>	<b>30,328</b>	<b>-6%</b>	<b>233,082,999</b>	<b>-7%</b>



# 88TH

## EIGHTY-EIGHTH HOUSE DISTRICT

### DISTRICT MAP



### DESCRIPTION

Brown and portions of Adams and Clermont Counties, including Cherry Fork, Liberty Twp., Manchester, Manchester Twp., Monroe Twp., Oliver Twp., Seaman, Sprigg Twp., Tiffin Twp., Wayne Twp., West Union, Winchester Twp. (Adams), Bethel, Chilo, Felicity, Franklin Twp., Jackson Twp., Monroe Twp., Moscow, Neville, New Richmond, Newtonsville, Ohio Twp., Owensville, Pierce Twp., Stonelick Twp., Tate Twp., Washington Twp., Wayne Twp., Williamsburg and Williamsburg Twp., located within the 14<sup>th</sup> Senate District.

### POLITICAL LANDSCAPE

Political Republican Index:	'08	'10
	61.55%	62.82%
<b>Results ('08 House):</b>		
Danny R. Bulp	(R)	100.00%
<b>'08 Presidential Results:</b>		
Barack Obama	(D)	34.49%
John McCain	(R)	63.60%
<b>Democrats say:</b>	No comment provided.	
<b>Republicans say:</b>	Colonel Bulp scores a free pass this time around.	

### CANDIDATES

**DANNY R. BULP (R-WEST UNION) ★**  
**Experience:** Police cadet; security specialist for Ford Motor Corporation; investigator, law clerk for Brown County prosecutor  
**Occupation:** Attorney  
**Education:** B.S., Criminal Justice, University of Cincinnati; J.D., Ohio Northern College of Law  
**Campaign Committee:** Danny R. Bulp for State Rep. Committee, 18877 State Route 136, Winchester, OH 45697  
**Website:** dannybulp.com

### UNOPPOSED

### ECONOMIC PROFILE

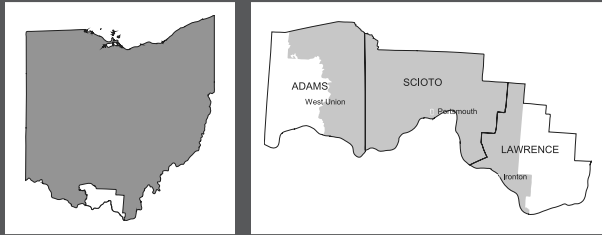
INDUSTRIES	# of Establishments	% Change '07-'09	Employment	% Change '07-'09	Payroll	% Change '07-'09
Agriculture, Forestry, Fishing and Hunting	8	-11%	28	-25%	108,966	-3%
Mining	NA	NA	NA	NA	NA	NA
Utilities	11	0%	1,021	8%	22,474,555	21%
Construction	187	-18%	933	-20%	7,913,614	-16%
Manufacturing	90	-4%	2,115	-23%	19,417,296	-37%
Wholesale Trade	58	0%	432	-3%	4,273,490	0%
Retail Trade	214	-4%	2,942	-4%	13,611,025	-2%
Transportation and Warehousing	69	10%	664	26%	5,395,676	20%
Information	19	27%	122	19%	942,622	-4%
Finance and Insurance	82	15%	472	-6%	3,926,089	-3%
Real Estate and Rental and Leasing	47	-6%	152	-27%	599,254	-20%
Professional, Scientific and Technical Services	95	-6%	368	-19%	2,918,413	-11%
Management of Companies and Enterprises	4	-20%	70	166%	1,419,398	299%
Admin. & Support/Waste Mgmt. & Remediation	65	-16%	408	-24%	2,755,482	-31%
Educational Services	67	2%	3,305	-1%	29,843,627	3%
Health Care and Social Assistance	157	7%	3,449	6%	23,573,523	4%
Arts, Entertainment and Recreation	25	0%	88	-26%	423,167	-14%
Accommodation and Food Services	127	1%	1,981	6%	5,100,872	12%
Other Services (except Public Administration)	131	-2%	508	-4%	2,890,038	1%
Public Administration	89	-1%	1,173	3%	7,950,169	0%
Other	NA	NA	NA	NA	NA	NA
<b>TOTAL</b>	<b>1,545</b>	<b>-3%</b>	<b>20,231</b>	<b>-4%</b>	<b>155,537,276</b>	<b>-4%</b>

See pages 182 & 183 for the detailed demographic data for this district.

# 89TH EIGHTY-NINTH HOUSE DISTRICT



## DISTRICT MAP



### DESCRIPTION

Scioto and parts of Adams and Lawrence Counties, Bratton Twp., Brush Creek Twp., Franklin Twp., Green Twp., Jefferson Twp., Meigs Twp., Peebles, Rome, Scott Twp., Coal Grove, Decatur Twp., Elizabeth Twp., Hamilton Twp., Hanging Rock, Ironton, Perry Twp., South Point, Upper Twp. and Washington Twp., located within the 14<sup>th</sup> Senate District.

## POLITICAL LANDSCAPE

<b>Political Republican Index:</b>	<b>'08</b>	<b>'10</b>
	45.71%	47.06%
<b>Results ('08 House):</b>		
Todd Book	(D)	100.00%
<b>'08 Presidential Results:</b>		
Barack Obama	(D)	44.58%
John McCain	(R)	53.06%

**Democrats say:** Proven job creator whose regular-guy resume make him a strong candidate in the Governor's home district.

**Republicans say:** Terry Johnson: Popular doctor, colonel, coroner and teacher scores a major Democrat upset in Vern Riffe's old seat.

## CANDIDATES

### RON HADSELL (D-PORTSMOUTH)

**Occupation:** Partner, Hadsell Development and J&H Erectors  
**Campaign Committee:** Ron Hadsell For State Representative, 3756 Stagecoach Lane, Portsmouth, OH 45662  
**Website:** ronhadsell.com

### TERRY A. JOHNSON (R-MCDERMOTT)

**Experience:** Current Scioto Cty. Coroner; Current Dir., Family Prac. Residency at S. Ohio Med. Ctr.; Current Asst. Dean, Ohio University's Col. of Osteopathic Med.; Priv. Prac. w/office in Lucasville  
**Occupation:** Physician  
**Memberships:** Rotary Intl.; Premed Advisory Bd., Shawnee St. Univ.; Ex. Com. mbr., Gold Star Family Project; NRA; Ohio Rifle and Pistol Assn.; Portsmouth Chamber of Commerce; Scioto Cty. Farm Bur.; Am. Osteopathic Assn.; Am. College of Osteopathic Family Phys.; Ohio Osteopathic Assn.; Ohio State Med. Assn.; Scioto Cty. Medical Soc.; Veterans of Foreign Wars, Post 3638; Am. Legion William A. Baker Post 363; Soc. of U.S. Army Flight Surgeons  
**Education:** B.A., History, Ohio University; Graduate of Ohio University College of Osteopathic Medicine  
**Campaign Committee:** Terry Johnson for State Rep, 74A McDaniel Road, McDermott, OH 45652  
**Website:** drterryjohnson.org

### DENNIS LAMBERT (GREEN-IRONTON)


**Experience:** Asst. Manager, driver for a pizza restaurant, DJ at several radio stations; film producer for print and video; teacher; various construction jobs; camp counselor; work in a retail setting.  
**Occupation:** Recent College Graduate  
**Memberships:** AMVETS Post 5293; Boy Scouts of America  
**Education:** Associates Degree in Electronic Media, Ohio University; Bachelor's in Technical and Applied Studies, Ohio University  
**Campaign Committee:** Committee to Elect Dennis Lambert, 48 Private Drive, Ironton, OH 45638

## ECONOMIC PROFILE

INDUSTRIES	# of Establishments		Employment		Payroll	
	'07-'09	% Change '07-'09	'07-'09	% Change '07-'09	'07-'09	% Change '07-'09
Agriculture, Forestry, Fishing and Hunting	11	0%	45	-16%	194,274	-16%
Mining	7	NA	55	NA	562,844	NA
Utilities	21	5%	347	5%	4,912,895	9%
Construction	139	-7%	1,139	-1%	10,519,195	9%
Manufacturing	90	-4%	2,557	-13%	29,274,570	-5%
Wholesale Trade	54	-19%	454	-9%	3,344,776	-9%
Retail Trade	355	-4%	3,870	0%	20,794,174	2%
Transportation and Warehousing	68	8%	1,080	-8%	9,628,038	-9%
Information	32	19%	456	-7%	3,527,698	-5%
Finance and Insurance	115	-2%	703	-6%	6,857,726	3%
Real Estate and Rental and Leasing	61	0%	336	-4%	2,131,562	-4%
Professional, Scientific and Technical Services	105	-3%	718	13%	7,070,863	18%
Management of Companies and Enterprises	8	33%	103	5%	1,305,686	11%
Admin. & Support/Waste Mgmt. & Remediation	66	3%	643	16%	3,741,883	24%
Educational Services	75	-1%	4,390	1%	37,070,981	4%
Health Care and Social Assistance	282	2%	7,898	-5%	59,961,065	-1%
Arts, Entertainment and Recreation	18	-10%	126	-16%	427,943	-6%
Accommodation and Food Services	172	-5%	2,816	1%	7,948,512	3%
Other Services (except Public Administration)	212	23%	735	13%	3,737,277	24%
Public Administration	111	-3%	2,729	3%	28,283,870	2%
Other	0	NA	0	NA	0	NA
<b>TOTAL</b>	<b>2,002</b>	<b>0%</b>	<b>31,200</b>	<b>-2%</b>	<b>241,295,832</b>	<b>2%</b>

See pages 182 & 183 for the detailed demographic data for this district.

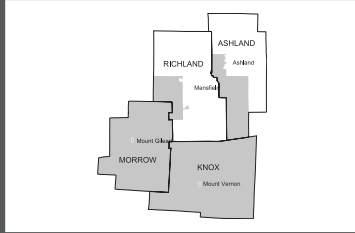




# NINETIETH HOUSE DISTRICT

# 90TH

## DISTRICT MAP



### DESCRIPTION

Knox, Morrow and portions of Ashland and Richland Counties, including Hayesville, Loudonville, Mifflin, Perrysville, Crestline, Lexington, and Ontario, located within the 19<sup>th</sup> Senate District.

## POLITICAL LANDSCAPE

**Political Republican Index:**

	<b>'08</b>	<b>'10</b>
	59.58%	60.37%

### Results ('08 House):

Duane Grassbaugh	(D)	44.44%
Margaret Ann Ruhl	(R)	55.56%

### '08 Presidential Results:

Barack Obama	(D)	37.61%
John McCain	(R)	60.22%

**Democrats say:** Established attorney with strong work ethic.

**Republicans say:** Ruhl rides to victory vs. an unknown Democrat challenger.

## CANDIDATES

### MARGARET RUHL (R-MT. VERNON) ★

**Experience:** Former Knox County Auditor

**Occupation:** Legislator

**Memberships:** Batemantown United Methodist Church; Wayne Grange; Knox County Pomona Grange; Mount Vernon/Knox County Exchange Club; Women's All Star Bowling League; Knox County USBC WBA; Knox County Chamber of Commerce; Knox County Farm Bureau; CES Credit Union

**Education:** Graduate of Fredericktown High School

**Campaign Committee:** Ruhl for State Representative, 508 E. Gambier Street, Mount Vernon, OH 43050

### JOHN T. RYERSON (D-GAMBIER)

**Experience:** Legislative Staff, Illinois Senate; Lobbyist, Illinois Bankers Association; Council President, Village of Gambier; Pro-Bono Council, Ohio Association for Gifted Children

**Occupation:** Attorney in Private Practice

**Memberships:** Central Ohio Association of Juvenile Lawyers; Central Ohio Criminal Defense Lawyers

**Education:** B.A., Kenyon; M.S., Journalism, Northwestern; J.D., The Ohio State University

## ECONOMIC PROFILE

### INDUSTRIES

	# of Establishments	% Change '07-'09	Employment	% Change '07-'09	Payroll	% Change '07-'09
Agriculture, Forestry, Fishing and Hunting	15	-25%	144	-14%	690,169	-13%
Mining	NA	NA	NA	NA	NA	NA
Utilities	7	17%	129	2%	1,916,086	6%
Construction	177	NA	1,255	NA	12,901,937	NA
Manufacturing	145	-2%	8,952	-11%	112,066,468	-14%
Wholesale Trade	113	-1%	931	0%	8,544,136	3%
Retail Trade	393	-3%	6,209	-5%	31,452,170	-3%
Transportation and Warehousing	84	4%	647	-11%	5,308,927	-13%
Information	51	9%	656	-3%	4,801,312	-8%
Finance and Insurance	147	4%	882	5%	8,301,500	3%
Real Estate and Rental and Leasing	68	-16%	265	-13%	1,558,804	-11%
Professional, Scientific and Technical Services	144	5%	643	1%	5,071,135	6%
Management of Companies and Enterprises	NA	NA	NA	NA	NA	NA
Admin. & Support/Waste Mgmt. & Remediation	94	-5%	1,154	-21%	7,294,736	-24%
Educational Services	81	0%	4,743	1%	44,169,055	4%
Health Care and Social Assistance	225	0%	5,190	5%	36,811,197	6%
Arts, Entertainment and Recreation	27	8%	162	22%	760,946	40%
Accommodation and Food Services	195	-2%	3,738	-3%	10,724,802	2%
Other Services (except Public Administration)	182	6%	1,019	-7%	4,776,412	-5%
Public Administration	119	1%	1,394	0%	12,829,717	-2%
Other	NA	NA	NA	NA	NA	NA
<b>TOTAL</b>	<b>2,267</b>	<b>8%</b>	<b>38,113</b>	<b>-1%</b>	<b>309,979,509</b>	<b>-2%</b>

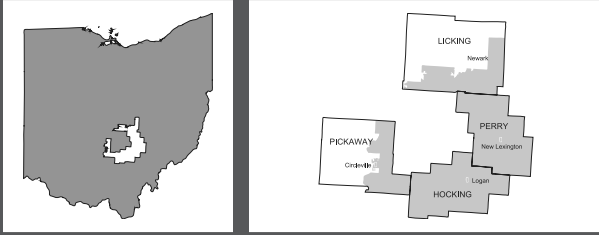
See pages 182 & 183 for the detailed demographic data for this district.

# 91<sup>ST</sup>

## NINETY-FIRST HOUSE DISTRICT



### DISTRICT MAP



### DESCRIPTION

Hocking, Perry and parts of Licking and Pickaway Counties, Buckeye Lake and Tartton, located within the 31<sup>st</sup> Senate District.

**Political Republican Index:**

	'08	'10
	52.87%	53.88%

**Results ('08 House):**

Dan Dodd	(D)	56.83%
Bill Hayes	(R)	43.17%

**'08 Presidential Results:**

Barack Obama	(D)	42.43%
John McCain	(R)	55.35%

**Democrats say:** Has earned the respect of colleagues on both sides of the aisle; he has added to his record of accomplishment with legislation that reduces bureaucracy and saves employers money on their workers' comp costs.

**Republicans say:** Bill Hayes' work ethic, political savvy, and service to the 91<sup>st</sup> open doors for him to be the next state representative in 2011.

### POLITICAL LANDSCAPE

### ECONOMIC PROFILE

INDUSTRIES	# of Establishments		Employment		Payroll	
	'07-'09	% Change '07-'09	'07-'09	% Change '07-'09	'07-'09	% Change '07-'09
Agriculture, Forestry, Fishing and Hunting	14	-18%	74	-8%	459,343	-2%
Mining	29	NA	418	NA	3,824,580	NA
Utilities	16	7%	143	-5%	2,104,785	4%
Construction	212	-14%	1,311	-31%	15,087,074	-17%
Manufacturing	116	-2%	5,362	-20%	62,486,295	-24%
Wholesale Trade	59	-6%	921	6%	10,875,498	16%
Retail Trade	275	0%	3,600	-10%	20,504,790	-11%
Transportation and Warehousing	80	-10%	637	-11%	5,372,264	-19%
Information	28	8%	237	-8%	1,732,357	-13%
Finance and Insurance	98	1%	600	-7%	4,627,337	-8%
Real Estate and Rental and Leasing	55	-15%	188	-15%	843,731	-8%
Professional, Scientific and Technical Services	122	-5%	989	-2%	7,608,288	6%
Management of Companies and Enterprises	NA	NA	NA	NA	NA	NA
Admin. & Support/Waste Mgmt. & Remediation	86	0%	1,028	-6%	5,628,020	-6%
Educational Services	68	-6%	3,826	6%	32,420,287	8%
Health Care and Social Assistance	188	7%	4,112	3%	32,159,649	11%
Arts, Entertainment and Recreation	31	-16%	201	-14%	902,268	-13%
Accommodation and Food Services	163	-1%	2,326	-1%	6,197,160	1%
Other Services (except Public Administration)	137	-1%	751	-1%	3,254,889	3%
Public Administration	133	-4%	1,948	4%	19,968,299	-3%
Other	NA	NA	NA	NA	NA	NA
<b>TOTAL</b>	<b>1,910</b>	<b>-2%</b>	<b>28,672</b>	<b>-6%</b>	<b>236,056,914</b>	<b>-7%</b>

### CANDIDATES

#### DAN DODD (D-HEBRON) ★

**Experience:** Intern, U.S. Sen. John Glenn; fellow, Urban Justice Institute, University of Cincinnati; research assistant, Dean Joseph Tomain, University of Cincinnati College of Law; intern, Patsfall, Yeager & Plfum, Cincinnati

**Occupation:** Attorney

**Memberships:** Perry County, Buckeye Lake Chamber of Commerce; Perry Farm Bureau

**Education:** B.A., political science and history, Villanova University; J.D., University of Cincinnati

**Campaign Committee:** Citizens to Elect Dan Dodd, 106 N. Main Street, New Lexington, OH 43764

**Website:** doddforohio.com

#### BILL HAYES (R-GRANVILLE)

**Experience:** Hayes Law Offices, current; high school teacher and coach; court magistrate; small business owner

**Occupation:** Attorney

**Memberships:** Pataskala Chamber of Commerce; NFIB; Licking Farm Bureau; Heartbeats of Licking County; Crisis Center; West Licking Historical Society; Christian Legal Society; NRA; Tri Village Christian Church

**Education:** B.S., Capital University; M.A., The Ohio State University; J.D., Capital University Law School

**Campaign Committee:** Citizens for Hayes, 58 Corbin Drive North, Granville, OH 43023

**Website:** votebillhayes.com

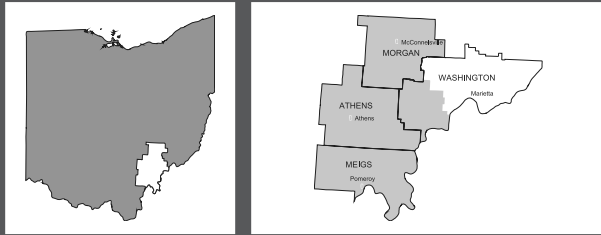
#### CHAD RICKETTS (LIBERTARIAN-ROCKBRIDGE)

See pages 182 & 183 for the detailed demographic data for this district.



## NINETY-SECOND HOUSE DISTRICT

### DISTRICT MAP



### DESCRIPTION

Athens, Meigs, Morgan and parts of Washington County, including Barlow Twp., Belpre, Belpre Twp., Decatur Twp., Dunham Twp., Fairfield Twp., Palmer Twp. and Wesley Twp., located within the 20<sup>th</sup> Senate District.

### POLITICAL LANDSCAPE

**Political Republican Index:**

	'08	'10
	43.30%	43.02%

#### Results ('08 House):

Debbie Phillips	(D)	50.47%
Jill Thompson	(R)	49.53%

#### '08 Presidential Results:

Barack Obama	(D)	54.27%
John McCain	(R)	43.55%

**Democrats say:** Strong advocate for improved school funding and reform; has worked key issues to bring new, green collar jobs to her district.

**Republicans say:** As a law enforcement officer, Hunter is the ideal choice for voters who want a real "lawmaker" in the district.

### CANDIDATES

#### DEBBIE PHILLIPS (D-ATHENS) ★

**Experience:** Executive Director, Ohio Fair Schools Campaign; Program coordinator, Rural Action

**Occupation:** Legislator

**Memberships:** Near Eastside Neighborhood Association; Athens Area Chamber of Commerce

**Education:** B.S.S., Ohio University

**Campaign Committee:** Friends of Debbie Phillips, 48 Hudson Avenue, Athens, OH 45701

**Website:** debbiephillips.net

#### MIKE HUNTER (R-ATHENS)

**Experience:** Former State Patrol Athens Post Commander; Nelsonville Police Chief

**Occupation:** Retired Ohio State Highway Patrol Commander

**Memberships:** Kiwanis Club of Downtown Athens; Special Olympics volunteer

**Education:** A.A., American Intercontinental University; B.A., Business Administration, American Intercontinental University; State Highway Patrol Academy; University of Louisville's Southern Police Institute graduate

**Campaign Committee:** Mike Hunter for State Rep., 7 Pleasantview Drive, Athens, OH 45701

#### TY COLLINSWORTH (GREEN-NELSONVILLE)

**Occupation:** Student

**Campaign Committee:** Collingsworth, 463 B. Jackson Street, Nelsonville, OH 45764

### ECONOMIC PROFILE

INDUSTRIES	# of Establishments		Employment		Payroll	
	'07-'09	% Change '07-'09	'07-'09	% Change '07-'09	'07-'09	% Change '07-'09
Agriculture, Forestry, Fishing and Hunting	10	-9%	53	-32%	308,063	-28%
Mining	26	-4%	382	8%	5,440,695	40%
Utilities	21	0%	196	10%	3,762,907	20%
Construction	173	-6%	966	-8%	7,263,786	-7%
Manufacturing	76	-8%	1,658	-7%	22,791,648	-3%
Wholesale Trade	59	-9%	517	-8%	4,161,945	-6%
Retail Trade	323	-3%	4,231	-4%	22,029,571	1%
Transportation and Warehousing	76	10%	684	3%	6,398,851	-3%
Information	31	3%	468	-3%	3,409,703	17%
Finance and Insurance	112	-3%	768	-11%	6,236,352	-4%
Real Estate and Rental and Leasing	72	-9%	270	-7%	1,289,071	-7%
Professional, Scientific and Technical Services	117	-5%	661	-31%	5,750,611	-47%
Management of Companies and Enterprises	8	0%	105	-17%	1,053,125	-12%
Admin. & Support/Waste Mgmt. & Remediation	59	-11%	470	-20%	2,512,535	-8%
Educational Services	60	-5%	6,822	-1%	80,128,013	-2%
Health Care and Social Assistance	205	3%	4,917	0%	36,956,576	4%
Arts, Entertainment and Recreation	14	-30%	105	-32%	360,215	-13%
Accommodation and Food Services	186	-2%	3,171	-6%	8,080,412	1%
Other Services (except Public Administration)	153	-8%	682	-7%	3,063,610	-9%
Public Administration	169	-7%	1,596	1%	14,281,385	-1%
Other	0	NA	0	NA	0	NA
<b>TOTAL</b>	<b>1,950</b>	<b>-4%</b>	<b>28,722</b>	<b>-4%</b>	<b>235,279,074</b>	<b>-2%</b>

See pages 182 & 183 for the detailed demographic data for this district.

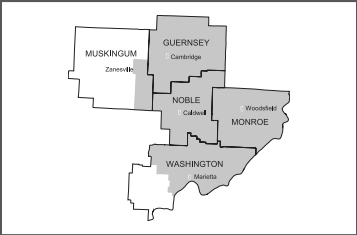


# 93RD



## NINETY-THIRD HOUSE DISTRICT

### DISTRICT MAP



### DESCRIPTION

Guernsey, Monroe, Noble and parts of Muskingum and Washington Counties, Meigs Twp., Rich Hill Twp., Union Twp., Adams Twp., Aurelius Twp., Fearing Twp., Grandview Twp., Independence Twp., Lawrence Twp., Liberty Twp., Ludlow Twp., Macksburg, Marietta Twp., Muskingum Twp., Newport Twp., Salem Twp., Warren Twp., Waterford Twp. and Watertown Twp., located within the 20<sup>th</sup> Senate District.

### POLITICAL LANDSCAPE

**Political Republican Index:**

	'08	'10
	48.63%	49.45%

#### Results ('08 House):

Jennifer D. Garrison	(D)	68.37%
Wayne Smith	(R)	31.63%

#### '08 Presidential Results:

Barack Obama	(D)	44.30%
John McCain	(R)	53.00%

**Democrats say:** Linda's strong background in community service will endear her to the 93<sup>rd</sup> district. We keep this one.

**Republicans say:** Small businessman and popular Marietta City Councilman Andy Thompson "flies" to victory in this heavily-conservative district.

### ECONOMIC PROFILE

INDUSTRIES	# of Establishments		Employment		Payroll	
	'07-'09	% Change '07-'09	'07-'09	% Change '07-'09	'07-'09	% Change '07-'09
Agriculture, Forestry, Fishing and Hunting	19	6%	91	-7%	413,229	4%
Mining	75	3%	703	5%	6,786,552	5%
Utilities	34	13%	674	14%	14,222,675	20%
Construction	235	-3%	1,964	-3%	22,283,373	18%
Manufacturing	159	2%	7,278	-8%	88,459,904	0%
Wholesale Trade	96	0%	1,118	-7%	10,088,975	-2%
Retail Trade	395	-3%	4,843	-4%	24,590,403	-2%
Transportation and Warehousing	123	0%	1,389	0%	12,003,437	-5%
Information	34	13%	385	-7%	2,950,462	-7%
Finance and Insurance	131	-1%	1,191	-18%	10,952,650	-17%
Real Estate and Rental and Leasing	71	-3%	312	9%	2,266,623	30%
Professional, Scientific and Technical Services	155	0%	1,088	4%	11,734,993	12%
Management of Companies and Enterprises	NA	NA	NA	NA	NA	NA
Admin. & Support/Waste Mgmt. & Remediation	94	2%	1,408	-10%	5,713,762	-16%
Educational Services	81	1%	4,018	1%	33,125,559	1%
Health Care and Social Assistance	272	1%	7,949	-1%	62,528,600	4%
Arts, Entertainment and Recreation	24	-8%	131	8%	459,649	1%
Accommodation and Food Services	210	2%	3,258	-4%	9,538,101	0%
Other Services (except Public Administration)	203	-4%	1,118	-2%	5,180,460	7%
Public Administration	195	0%	2,180	-1%	21,166,095	-5%
Other	NA	NA	NA	NA	NA	NA
<b>TOTAL</b>	<b>2,606</b>	<b>0%</b>	<b>41,097</b>	<b>-3%</b>	<b>344,465,502</b>	<b>1%</b>

### CANDIDATES

#### LINDA SECREST (D-CAMBRIDGE)

**Experience:** Bethesda Hospital; Cambridge State Hospital

**Occupation:** Executive Director, Alcohol & Drug Services of Guernsey County.

**Memberships:** College Drive Presbyterian Church New Concord; Jobs and Family First Council; Suicide Coalition; Eastern Ohio Art Guild

**Education:** Morehead State University; Licensed Social Worker; Licensed Independent Chemical Dependency Counselor; Ohio Certified Prevention Specialist; Internationally Certified Drug and Alcohol Counselor

**Campaign Committee:** Secrest for State Representative Campaign, 2225 Rosemont Drive, Cambridge, OH 43725

**Website:** lindasecrest.com

#### ANDREW M. THOMPSON (R-MARIETTA)

**Experience:** Competitive Enterprise Institute


**Occupation:** Publisher, Bird Watcher's Digest

**Memberships:** Rotary Club, NRA; St. Luke's Lutheran Church

**Education:** Bachelor's Degree in Political Science and Spanish, Central College, Pella, Iowa

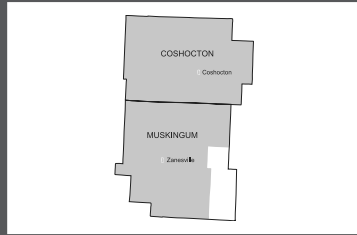
**Campaign Committee:** Andy Thompson for State Representative, 416 Strecker Lane, Marietta, OH 45750

**Website:** andythompsonforohio.com



## NINETY-FOURTH HOUSE DISTRICT

### DISTRICT MAP



### DESCRIPTION

Coshocton and a part of Muskingum County, Philo, Roseville, and Zanesville, located within the 20<sup>th</sup> Senate District.

### POLITICAL LANDSCAPE

**Political Republican Index:**

	'08	'10
	53.22%	53.51%

**Results ('08 House):**

Jennifer Stewart	(D)	45.99%
Troy Balderson	(R)	54.01%

**'08 Presidential Results:**

Barack Obama	(D)	45.72%
John McCain	(R)	51.98%

**Democrats say:** Strong candidate and experienced campaigner for a purple district.

**Republicans say:** Balderson easily drives home another victory this fall.

### ECONOMIC PROFILE

INDUSTRIES	# of Establishments	% Change '07-'09	Employment	% Change '07-'09	Payroll	% Change '07-'09
Agriculture, Forestry, Fishing and Hunting	15	7%	66	1%	511,910	32%
Mining	49	-2%	494	9%	6,263,844	12%
Utilities	15	7%	708	11%	17,108,191	20%
Construction	169	-17%	935	-24%	7,867,717	-22%
Manufacturing	135	-6%	6,468	-22%	67,723,420	-24%
Wholesale Trade	89	-8%	1,237	-4%	12,491,739	-2%
Retail Trade	409	-6%	5,813	-12%	30,372,421	-10%
Transportation and Warehousing	84	6%	1,692	-11%	15,057,297	2%
Information	31	-3%	726	9%	6,320,394	4%
Finance and Insurance	138	-2%	1,044	-8%	10,829,648	-12%
Real Estate and Rental and Leasing	75	-11%	331	-4%	2,205,037	-1%
Professional, Scientific and Technical Services	139	5%	717	0%	5,640,644	-3%
Management of Companies and Enterprises	NA	NA	NA	NA	NA	NA
Admin. & Support/Waste Mgmt. & Remediation	89	-1%	1,160	-30%	7,397,593	-13%
Educational Services	71	-5%	3,820	0%	32,886,925	0%
Health Care and Social Assistance	281	0%	8,854	3%	70,605,513	6%
Arts, Entertainment and Recreation	36	-5%	356	2%	1,305,501	4%
Accommodation and Food Services	195	-2%	3,432	-4%	10,202,001	-1%
Other Services (except Public Administration)	221	-1%	1,387	-9%	7,228,536	-3%
Public Administration	120	-2%	1,248	2%	11,130,902	2%
Other	NA	NA	NA	NA	NA	NA
<b>TOTAL</b>	<b>2,361</b>	<b>-4%</b>	<b>40,490</b>	<b>-8%</b>	<b>323,149,233</b>	<b>-6%</b>

See pages 182 & 183 for the detailed demographic data for this district.

### CANDIDATES TROY BALDERSON (R-ZANESVILLE) ★

**Occupation:** Partner, Balderson Motor Sales

**Memberships:** Genesis Health Care Advisory Board; Salvation Army Board of Directors; Muskingum County Farm Bureau; National Rifle Association; Appalachia Outdoor Adventures; Hubbard Lodge; Ohio Township Association; Former member of Muskingum Family Y Board; Kiwanis; Charity Newsies; First Christian Church

**Education:** Muskingum College; The Ohio State University

**Campaign Committee:** Balderson for State Representative, 3760 Greenbriar Drive, Zanesville, OH 43701

**Website:** troybalderson.com

### JOHN SAM ACKERS (D-ZANESVILLE)

**Experience:** Construction; Inventor

**Occupation:** Sales

**Memberships:** International Organization for Operating Engineers

**Education:** Attended Ohio University

# 95TH NINETY-FIFTH HOUSE DISTRICT



## DISTRICT MAP



### DESCRIPTION

Jefferson and a part of Belmont County, Bellaire, Bridgeport, Brookside, Colerain Twp., Martins Ferry, Mead Twp., Pease Twp., Powhatan Point, Pultney Twp., Shadyside, Washington Twp., Wayne Twp., Wilson, York Twp. and Yorkville, located within the 30<sup>th</sup> Senate District.

## CANDIDATES

### LOU GENTILE (D-STEUBENVILLE)

**Experience:** Field Director, Ted Strickland for Congress; Congressman Ted Strickland constituent representative; Special Assistant, Strickland for Governor Campaign

**Occupation:** Former Assistant Director of Governor's Office of Appalachia

**Education:** B.A. Political Science, West Virginia University

**Campaign Committee:** Friends of Lou Gentile, 500 Luray Drive, Wintersville, OH 43953

**Website:** gentileforohio.com

### UNOPPOSED

## POLITICAL LANDSCAPE

**Political Republican Index:**

	'08	'10
	39.12%	41.29%

**Results ('08 House):**

John Domenick	(D)	75.54%
Daniel Jenkins	(R)	24.46%

**'08 Presidential Results:**

Barack Obama	(D)	51.24%
John McCain	(R)	46.61%


**Democrats say:** Won a tough primary by connecting with voters... will be a strong advocate for working families in Columbus.

**Republicans say:** No comment provided.

## ECONOMIC PROFILE

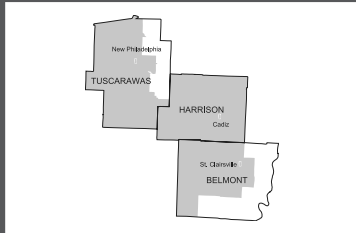
INDUSTRIES	# of Establishments		Employment		Payroll	
	'07-'09	% Change '07-'09	'07-'09	% Change '07-'09	'07-'09	% Change '07-'09
Agriculture, Forestry, Fishing and Hunting	NA	NA	NA	NA	NA	NA
Mining	14	0%	1,565	40%	28,791,687	46%
Utilities	18	-5%	1,260	11%	31,904,854	13%
Construction	160	-14%	2,649	50%	34,149,576	92%
Manufacturing	58	-11%	3,472	-17%	45,423,490	-22%
Wholesale Trade	101	-9%	1,028	-4%	8,846,719	-5%
Retail Trade	324	-9%	4,083	-11%	19,965,344	-9%
Transportation and Warehousing	102	2%	1,751	1%	15,784,395	3%
Information	31	-3%	1,030	-8%	8,881,762	0%
Finance and Insurance	117	-10%	690	-13%	5,157,119	-8%
Real Estate and Rental and Leasing	65	-8%	498	-2%	2,841,104	4%
Professional, Scientific and Technical Services	111	-3%	637	-5%	5,037,411	3%
Management of Companies and Enterprises	5	NA	24	NA	610,529	NA
Admin. & Support/Waste Mgmt. & Remediation	82	-7%	977	-23%	7,201,198	-1%
Educational Services	63	-19%	3,172	0%	25,260,465	1%
Health Care and Social Assistance	234	-8%	6,402	-2%	52,819,183	-1%
Arts, Entertainment and Recreation	26	-7%	147	-23%	414,027	-52%
Accommodation and Food Services	155	-4%	2,547	-3%	6,517,846	-1%
Other Services (except Public Administration)	201	-7%	1,043	-9%	4,038,251	-2%
Public Administration	108	-10%	1,349	-2%	10,669,351	-2%
Other	NA	NA	NA	NA	NA	NA
<b>TOTAL</b>	<b>1,975</b>	<b>-8%</b>	<b>34,324</b>	<b>-2%</b>	<b>314,314,311</b>	<b>5%</b>





## NINETY-SIXTH HOUSE DISTRICT

### DISTRICT MAP



### DESCRIPTION

Harrison and parts of Belmont and Tuscarawas Counties, Flushing Twp., Holloway, Kirkwood Twp., Richland Twp., Smith Twp., Somerset Twp., Union Twp., Warren Twp., Wheeling Twp., Auburn Twp., Bucks Twp., Clay Twp., Dover Twp., Franklin Twp., Goshen Twp., Jefferson Twp., Lawrence Twp., Oxford Twp., Perry Twp., Rush Twp., Salem Twp., Sugar Creek Twp., Tuscarawas, Washington Twp., Wayne Twp., Warwick Twp., York Twp., and Zoar, located within the 30<sup>th</sup> Senate District.

### CANDIDATES

#### JOSHUA O'FARRELL (D-NEW PHILADELPHIA)

**Experience:** Krugliak, Wilkins, Griffiths and Dougherty

**Occupation:** Attorney

**Education:** B.A., History, University of Notre Dame; J.D., Wake Forest University School of Law

**Campaign Committee:** O'Farrell for Ohio, 377 Cypress Circle SE, New Philadelphia, OH 44663

#### AL LANDIS (R-DOVER)

**Experience:** Sales Administration Manager, Greer Steel Company

**Occupation:** Retired

**Campaign Committee:** Friends for Allen Landis, 4570 Harrold St. NW, Dover, OH 44622

### POLITICAL LANDSCAPE

**Political Republican Index:**

'08	'10
48.62%	49.13%

**Results ('08 House):**

Allan Sayre	(D)	99.84%
-------------	-----	--------

**'08 Presidential Results:**

Barack Obama	(D)	47.22%
John McCain	(R)	50.50%

**Democrats say:** O'Farrell has the name recognition, drive and home town cred to keep this seat.

**Republicans say:** A steel company manager and lifelong resident, Al Landis secures victory in this open seat vs. candidate with no experience.

### ECONOMIC PROFILE

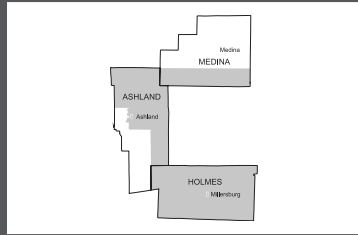
INDUSTRIES	# of Establishments	% Change '07-'09	Employment	% Change '07-'09	Payroll	% Change '07-'09
Agriculture, Forestry, Fishing and Hunting	NA	NA	NA	NA	NA	NA
Mining	47	2%	966	11%	12,701,257	21%
Utilities	19	0%	313	0%	5,203,330	6%
Construction	243	-12%	1,503	-18%	13,398,208	-8%
Manufacturing	223	-2%	7,045	-15%	65,294,966	-19%
Wholesale Trade	129	-2%	1,154	-13%	10,367,331	-9%
Retail Trade	495	-3%	7,024	-11%	36,290,777	-5%
Transportation and Warehousing	142	-2%	1,322	-4%	11,769,821	-4%
Information	39	3%	540	-15%	3,400,744	-24%
Finance and Insurance	167	0%	1,281	-4%	11,019,784	-7%
Real Estate and Rental and Leasing	76	-10%	501	-6%	2,783,620	1%
Professional, Scientific and Technical Services	193	-1%	1,160	-23%	9,221,757	-28%
Management of Companies and Enterprises	8	0%	64	-9%	749,242	-6%
Admin. & Support/Waste Mgmt. & Remediation	101	-9%	1,518	-13%	8,476,854	-10%
Educational Services	80	1%	3,637	-1%	28,663,214	-2%
Health Care and Social Assistance	315	1%	7,482	1%	50,498,946	2%
Arts, Entertainment and Recreation	38	-3%	267	-1%	933,360	-3%
Accommodation and Food Services	269	-4%	4,418	-11%	12,113,864	-13%
Other Services (except Public Administration)	244	-5%	1,440	-8%	7,015,309	-7%
Public Administration	157	1%	2,460	1%	24,387,946	9%
Other	NA	NA	NA	NA	NA	NA
<b>TOTAL</b>	<b>2,985</b>	<b>-4%</b>	<b>44,095</b>	<b>-8%</b>	<b>314,290,330</b>	<b>-7%</b>

See pages 182 & 183 for the detailed demographic data for this district.

# 97<sup>TH</sup> NINETY-SEVENTH HOUSE DISTRICT



## DISTRICT MAP



### DESCRIPTION

Holmes and parts of Ashland and Medina Counties, Lodi, Rittman, Seville, Wadsworth, and Westfield Center, located within the 22<sup>nd</sup> Senate District.

## CANDIDATES

### DAVE HALL (R-KILLBUCK) ★

**Experience:** Holmes County Park Director

**Occupation:** Legislator

**Memberships:** County Commissioners' Assn., State Board of Trustees; Ohio Mid-Eastern Government Assn., vice president

**Campaign Committee:** Citizens for Hall, 31 Hillside Drive, Millersburg, OH 44654

**Website:** hallforohio.com

### EDWARD POWERS (D-WADSWORTH)

**Occupation:** Laid-off Automobile Industry Supply Worker

**Memberships:** NRA; American Legion

**Education:** A.A., Cuyahoga Community College

**Campaign Committee:** Edward Powers for State Representative, PO Box 4541, Wadsworth, OH 44282

## POLITICAL LANDSCAPE

**Political Republican Index:**

	'08	'10
	59.77%	60.11%

### Results ('08 House):

Luke Brewer	(D)	39.12%
Dave Hall	(R)	60.88%

### '08 Presidential Results:

Barack Obama	(D)	38.40%
John McCain	(R)	59.42%


**Democrats say:** Commitment to the issues and a real-guy background give this candidate good chances.

**Republicans say:** A GOP stronghold, Dave Hall returns to the House in 2011.

## ECONOMIC PROFILE

INDUSTRIES	# of Establishments		Employment		Payroll	
	'07	% Change '07-'09	'07	% Change '07-'09	'07	% Change '07-'09
Agriculture, Forestry, Fishing and Hunting	33	-3%	238	3%	1,376,487	-9%
Mining	NA	NA	NA	NA	NA	NA
Utilities	NA	NA	NA	NA	NA	NA
Construction	336	-6%	2,506	-9%	18,933,738	-6%
Manufacturing	386	-6%	9,936	-14%	85,112,358	-20%
Wholesale Trade	134	1%	1,686	-12%	15,236,739	-24%
Retail Trade	378	-3%	6,188	-3%	31,032,168	-5%
Transportation and Warehousing	141	-1%	2,977	0%	27,590,138	0%
Information	31	11%	556	-3%	5,968,550	1%
Finance and Insurance	131	-2%	881	-1%	9,237,547	3%
Real Estate and Rental and Leasing	54	-13%	191	-28%	1,014,182	-20%
Professional, Scientific and Technical Services	150	-1%	1,532	-1%	16,527,648	11%
Management of Companies and Enterprises	NA	NA	NA	NA	NA	NA
Admin. & Support/Waste Mgmt. & Remediation	96	4%	1,418	-1%	10,554,429	-2%
Educational Services	61	0%	3,470	-7%	34,756,653	1%
Health Care and Social Assistance	214	-4%	5,804	4%	43,971,467	10%
Arts, Entertainment and Recreation	29	7%	268	2%	1,000,913	1%
Accommodation and Food Services	187	-4%	3,581	-7%	9,881,759	-5%
Other Services (except Public Administration)	180	-7%	1,027	-8%	5,421,047	-4%
Public Administration	98	-2%	1,277	0%	11,885,610	-3%
Other	NA	NA	NA	NA	NA	NA
<b>TOTAL</b>	<b>2,639</b>	<b>-4%</b>	<b>43,537</b>	<b>-6%</b>	<b>329,501,433</b>	<b>-8%</b>

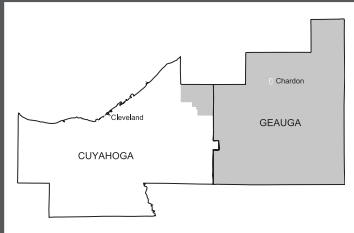
See pages 182 & 183 for the detailed demographic data for this district.



# 98TH

## NINETY-EIGHTH HOUSE DISTRICT

### DISTRICT MAP



### DESCRIPTION

Geauga and a portion of Cuyahoga County, including Gates Mills, Highland Hts., Mayfield Hts. and parts of Mayfield Hts., located within the 18<sup>th</sup> Senate District.

### POLITICAL LANDSCAPE

**Political Republican Index:** '08 54.89% '10 55.17%

**Results ('08 House):** Matthew J. Dolan (R) 100.00%

**'08 Presidential Results:** Barack Obama (D) 43.25%  
John McCain (R) 55.39%

**Democrats say:** Proven winner at the local level could take success to the district-level.

**Republicans say:** Senator Grendell leaves the Senate to return to his old seat with ease.

### CANDIDATES

#### MARY A. BRIGGS (D-BURTON)

**Occupation:** Small Business Owner

**Education:** Attended Lakeland Community College, Kent State University Geauga Campus

**Campaign Committee:** Elect Mary A. Briggs, 13113 Claridon Troy Road, Burton, OH 44021

#### TIMOTHY J. GRENDALL (R-CHESTERLAND)

**Occupation:** Attorney

**Memberships:** Cleveland Bar Association; Chesterland Historical Society; Trumbull and Geauga Counties Farm Bureaus; Cortland Moose (Order of the Moose)

**Education:** L.L.M., University of Virginia School of Law; J.D., Case Western Reserve University School of Law; B.A., John Carroll University

**Campaign Committee:** Grendell for Good Government, 7413 Tattersall Drive, Chesterland, OH 44026

#### BOB CANNON (CONSTITUTION)

### ECONOMIC PROFILE

INDUSTRIES
Agriculture, Forestry, Fishing and Hunting
Mining
Utilities
Construction
Manufacturing
Wholesale Trade
Retail Trade
Transportation and Warehousing
Information
Finance and Insurance
Real Estate and Rental and Leasing
Professional, Scientific and Technical Services
Management of Companies and Enterprises
Admin. & Support/Waste Mgmt. & Remediation
Educational Services
Health Care and Social Assistance
Arts, Entertainment and Recreation
Accommodation and Food Services
Other Services (except Public Administration)
Public Administration
Other
TOTAL

	# of Establishments	% Change '07-'09	Employment	% Change '07-'09	Payroll	% Change '07-'09
NA	NA	NA	NA	NA	NA	NA
NA	NA	NA	NA	NA	NA	NA
NA	NA	NA	NA	NA	NA	NA
369	-15%	1,858	-24%	18,990,389	-19%	
230	2%	9,501	-12%	105,745,734	-15%	
300	-6%	2,367	-12%	31,905,708	-13%	
316	-6%	6,124	-1%	36,569,206	-3%	
67	-11%	1,197	-8%	12,335,817	-3%	
42	-11%	702	2%	6,512,066	-2%	
191	-7%	8,200	-7%	131,815,346	-18%	
103	-1%	462	-14%	4,106,301	2%	
333	-5%	1,961	0%	24,777,007	-3%	
20	-13%	1,324	-6%	32,084,233	12%	
242	-3%	1,953	-10%	14,616,690	0%	
78	4%	4,147	1%	39,624,970	3%	
358	4%	8,167	14%	68,658,726	4%	
45	-8%	415	-19%	1,927,308	-16%	
189	-1%	3,175	-10%	8,862,991	-14%	
280	-1%	1,572	9%	10,297,331	19%	
60	-9%	1,372	3%	14,507,984	3%	
8	33%	14	68%	58,321	-58%	
3,231	-4%	54,510	-5%	563,396,128	-8%	

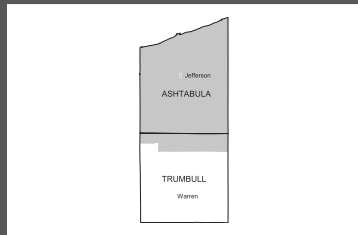
See pages 182 & 183 for the detailed demographic data for this district.



# 99TH NINETY-NINTH HOUSE DISTRICT



## DISTRICT MAP



### DESCRIPTION

Ashtabula and a portion of Trumbull County, including Bloomfield Twp., Greene Twp., Gustvus Twp., Kinsman Twp. and parts of Mesopotamia Twp., located within the 32<sup>nd</sup> Senate District.

## POLITICAL LANDSCAPE

**Political Republican Index:** '08 44.82% '10 44.96%

**Results ('08 House):**  
 Deborah A. Newcomb (D) 57.01%  
 Tim Nizen (R) 42.99%

**'08 Presidential Results:**  
 Barack Obama (D) 55.06%  
 John McCain (R) 42.89%

**Democrats say:** Experienced public servant who knows her district well; She has been a tireless advocate for her constituents and will continue her service in the next legislative session.

**Republicans say:** Casey Kozlowski may be running in the last district, but he'll come in 1<sup>st</sup> on election day.

## CANDIDATES

### DEBORAH A. NEWCOMB (D-CONNEAUT) ★

**Experience:** 30 years of business, accounting and office management experience

**Occupation:** Legislator

**Memberships:** Conneaut Area Chamber of Commerce, former president of board of directors; Conneaut Optimist Club; the Conneaut Community Center; Ohio Farmers Union; St. Mary's Church; Save Our Homes Task Force; Kent State University Early Childhood Advisory Board; Ohio Farm Bureau

**Education:** Associates Degree in Applied Business/Office Management, Kent State University

**Campaign Committee:** Committee to Elect Newcomb, 392 Residence Street, Conneaut, OH 44030

### CASEY KOZLOWSKI (R-PIERPONT)

**Occupation:** Business manager, Nassief Automotive Group

**Memberships:** Jefferson First Baptist Church; Ohio Farm Bureau Federation; Ohio School Board Association; Ohio School Board Association Delegate Assembly, Alternate; Conneaut Republican Club; Ashtabula County Young Republican

**Education:** Pymatuning Valley High School

**Campaign Committee:** Committee to Elect Casey Kozlowski, 5718 N. Richmond Road, Pierpont, OH 44082

**Website:** JoinCasey2010.com

## ECONOMIC PROFILE


INDUSTRIES	# of Establishments	% Change '07-'09	Employment	% Change '07-'09	Payroll	% Change '07-'09
Agriculture, Forestry, Fishing and Hunting	12	20%	68	20%	383,404	40%
Mining	12	9%	96	7%	727,967	15%
Utilities	15	-12%	330	-1%	6,511,037	8%
Construction	156	-16%	870	-15%	12,687,485	53%
Manufacturing	169	-12%	6,513	-19%	67,402,648	-21%
Wholesale Trade	86	-7%	702	-15%	6,155,800	-16%
Retail Trade	320	-6%	3,896	-6%	19,618,407	-4%
Transportation and Warehousing	86	-16%	810	-6%	7,575,237	-8%
Information	30	-9%	472	-11%	3,702,495	-2%
Finance and Insurance	106	-2%	569	-11%	4,732,399	-19%
Real Estate and Rental and Leasing	64	-11%	202	-21%	1,067,669	-12%
Professional, Scientific and Technical Services	106	-5%	501	-8%	4,207,482	-4%
Management of Companies and Enterprises	7	NA	138	NA	1,659,793	NA
Admin. & Support/Waste Mgmt. & Remediation	85	15%	784	4%	4,886,956	-8%
Educational Services	63	2%	3,149	-2%	27,166,670	1%
Health Care and Social Assistance	230	4%	6,100	3%	44,601,535	9%
Arts, Entertainment and Recreation	35	-3%	142	-30%	396,629	-27%
Accommodation and Food Services	188	1%	2,393	-7%	6,709,491	0%
Other Services (except Public Administration)	189	-6%	1,013	-6%	4,185,299	-5%
Public Administration	105	1%	1,194	2%	10,747,983	1%
Other	0	NA	0	NA	0	NA
<b>TOTAL</b>	<b>2,064</b>	<b>-4%</b>	<b>29,943</b>	<b>-7%</b>	<b>235,126,386</b>	<b>-5%</b>

See pages 182 & 183 for the detailed demographic data for this district.

# We know government from the inside out.



Scott North



Dan Massey



J.B. Hadden

Porter Wright's Government & Regulatory Affairs Practice Group understands how to make government work for businesses of all types. We can help you with:

- Regulatory advocacy
- Incentives and grants
- Election law representation
- Government contracts
- Legislative advocacy

For more information, please contact

Scott E. North, 614.227.2087, [snorth@porterwright.com](mailto:snorth@porterwright.com)

Daniel J. Massey, 614.227.1903, [dmassey@porterwright.com](mailto:dmassey@porterwright.com)

James B. Hadden, 614.227.2168, [jhadden@porterwright.com](mailto:jhadden@porterwright.com)

[www.porterwright.com](http://www.porterwright.com)

porterwright

Attorneys and Counselors at Law with offices in Cincinnati, Cleveland, Columbus, Dayton, Naples and Washington, D.C.

Porter Wright Morris & Arthur LLP

# METHODOLOGY DEMOGRAPHICS

## METHODOLOGY USED TO PRODUCE 2006–2008 CENSUS AMERICAN COMMUNITY SURVEY

(ACS) Estimates for Ohio House and Senate Districts

(displayed on pages 178–183)

Though the Census Bureau's 2006–2008 American Community Survey (ACS)<sup>1</sup> provides relatively recent demographic and socioeconomic data, those estimates are not available for Ohio's General Assembly districts.<sup>2</sup> Therefore NODIS estimated data for the state's legislative districts using the ACS estimates that are available for other geographic area types—namely counties and Public Use Microdata Areas (PUMAs).<sup>3</sup> This was accomplished through aggregation of county-level data where possible and apportioning the data using the geographic distribution of population in the 2000 census.

The following steps provide more detail.

1. The ACS 2006–2008 were summed for the house districts that are comprised of whole counties and for which all characteristics were available.
2. Eighty-two (82) of the 88 counties have complete ACS 2006–2008 data available.<sup>4</sup> PUMAs are available for the whole state. Municipality data was not used since only about 8 percent of the municipalities have ACS data available and not all demographic characteristics are present for them due to suppression rules to ensure sufficient reliability of the estimate.
3. Equivalent characteristics from 2000 census (Summary Files 1 and 3) were used to apportion the ACS PUMA data to the house districts that share counties or are internal to counties. First those 2000 data that are only available by block group were allocated to the block based on 2000 population. This was required since some block groups are split across PUMAs. Block estimates were then aggregated to the house district in which they are located.
4. The median household income and median household values were estimated using individual household income and value ranges from the Public Use Microdata Sample. This allows for more categories and categories that exactly match the 2000 categories.
5. The data were re-estimated so that the distributions were consistent across demographic characteristics. For example, the population aged 0 to 17 was calculated from total population minus population 18 and older. All estimated data were also re-checked against the state totals and kept as close as possible to the state estimates, while also holding the percentage distributions across characteristics.
6. The senate districts were aggregated from the three corresponding house districts. For areas where the senate districts are comprised of whole counties and all characteristics are present, the county-level data were summed. Data were again re-estimated to keep the demographic characteristics consistent and also to keep the data close to the state totals. The final senate data do not hold to the total of the three house districts that compose the senate district, but differences are relatively minor.

<sup>1</sup> Census ACS 2006–2008 provides relatively recent estimates, but the sample size is much smaller than the equivalent long form 2000 SF3 sample. The 3 years of ACS data provides a sample that is only about one third the size of the 2000 SF3 sample, so values are subject to wider confidence intervals.

<sup>2</sup> U.S. Congressional District data is available directly from the Census ACS 2006–2008 data.

<sup>3</sup> PUMAs contain approximately 100,000 persons based on 2000 Census population.

<sup>4</sup> The 2006–2008 ACS provides data for places, counties and municipalities with at least 20,000 persons in the 2008 Census estimates.





# METHODOLOGY ECONOMIC TRENDS

## METHODOLOGY USED TO PRODUCE ECONOMIC TRENDS

For US Congressional, Ohio Senate, and Ohio House Districts

(displayed on each district page)

The economic trends were produced using the Quarterly Census of Employment and Wages (QCEW). The QCEW database is derived from company level data obtained for unemployment compensation tax collection purposes. The Center for Economic Development in the Urban Center of the Maxine Goodman Levin College of Urban Affairs at Cleveland State University maintains, manages, and edits a longitudinal QCEW database. The QCEW data contain companies' address, county, industry classification, total employment, and total payroll for most companies with paid employees (by site location) in Ohio. The QCEW data has confidentiality restrictions that protect companies' information.

The employment, number of establishments, and payroll totals for each district were produced from aggregated QCEW data. Addresses were geocoded and assigned census blocks where possible and blocks were assigned to districts. For the companies for which addresses could not be geocoded, counties, municipalities and zip codes were used to assign them to districts.

The assignment process for districts was the following:

1. Most companies in the QCEW database were assigned a census block based on their address. These records were then assigned a district based on the census blocks in the district.
2. For the records without a census block, the county was used to assign a district. If the county is completely within a district, the district was assigned based on the county. There are 53 counties completely within house districts, 73 counties are completely within senate districts, and 67 counties are completely within congressional districts.
3. For those addresses not assigned by the previous methods, the combination of counties, municipalities and zip codes were used to assign the district. If a county, city, and zip code combination fell totally within one district, those records were assigned that district.

In a few cases the totals in a senate district differ from the sum of its three house districts, since more counties are completely within a senate district than within a house district—73 counties versus 53. In the cases, all the data can be assigned to a senate or house district based on the county alone and it is not necessary to use the other address components.

Less than 3% of employment in any year is not assigned a district. This occurs when an employee worked in more than one county and, therefore, was not assigned to any single county and county was used to assign a district. Also, a limited number of records had no or invalid data on addresses, municipalities, counties, and zip codes and thus were not assigned to a district.

# DISTRICT DEMOGRAPHICS

## CONGRESSIONAL

District	Age										Minority Voting Age Population			
	0-17		18-24		25-44		45-64		65 & older		African American		Other	
	%	Rank	%	Rank	%	Rank	%	Rank	%	Rank	%	Rank	%	Rank
1	24.8%	3	10.5%	4	25.9%	11	25.9%	15	12.9%	13	26.5%	2	30.6%	2
2	24.8%	2	8.1%	16	27.8%	3	26.7%	9	12.6%	14	4.9%	12	8.7%	12
3	24.2%	8	9.2%	10	26.1%	9	26.3%	11	14.2%	8	15.5%	4	19.6%	4
4	23.9%	12	9.1%	11	26.4%	7	26.4%	10	14.1%	9	4.8%	13	8.2%	13
5	23.8%	13	10.4%	5	25.0%	15	26.8%	7	14.0%	10	1.2%	18	6.3%	16
6	21.1%	18	10.8%	3	24.8%	16	27.6%	4	15.7%	1	2.5%	16	5.0%	17
7	24.2%	6	9.9%	8	27.5%	4	26.0%	12	12.4%	16	8.9%	8	12.8%	10
8	24.7%	4	10.3%	6	27.0%	5	25.5%	16	12.6%	15	5.1%	11	9.4%	11
9	24.1%	11	9.9%	7	25.9%	12	26.7%	8	13.4%	12	13.2%	5	19.3%	5
10	22.7%	16	7.8%	17	26.0%	10	28.0%	2	15.5%	2	6.0%	10	14.3%	9
11	24.6%	5	9.5%	9	24.8%	18	25.9%	14	15.2%	3	56.1%	1	61.3%	1
12	26.5%	1	8.9%	13	29.9%	2	24.6%	17	10.1%	17	19.5%	3	26.4%	3
13	24.1%	10	8.1%	15	26.4%	8	27.7%	3	13.7%	11	11.0%	6	17.0%	6
14	23.8%	14	7.6%	18	24.8%	17	29.3%	1	14.5%	6	3.1%	15	6.9%	15
15	24.2%	7	11.9%	1	30.5%	1	23.7%	18	9.7%	18	8.0%	9	16.5%	7
16	23.6%	15	9.0%	12	25.3%	13	27.5%	5	14.5%	5	4.4%	14	7.2%	14
17	21.8%	17	10.9%	2	25.3%	14	27.3%	6	14.7%	4	11.0%	7	14.6%	8
18	24.2%	9	8.6%	14	26.8%	6	26.0%	13	14.5%	7	1.9%	17	4.1%	18

## SENATE

District	Age										Minority Voting Age Population			
	0-17		18-24		25-44		45-64		65 & older		African American		Other	
	%	Rank	%	Rank	%	Rank	%	Rank	%	Rank	%	Rank	%	Rank
1	24.3%	16	9.6%	11	25.6%	22	26.6%	16	14.0%	15	0.9%	33	6.3%	26
2	22.9%	25	11.3%	8	23.7%	32	28.5%	3	13.6%	18	3.7%	23	8.6%	22
3	26.4%	1	8.3%	22	30.9%	2	25.1%	27	9.4%	33	15.9%	7	23.2%	7
4	24.9%	10	11.6%	6	27.4%	11	25.0%	28	11.1%	30	6.2%	16	11.1%	15
5	24.3%	15	10.6%	10	25.2%	24	26.1%	21	13.7%	17	27.8%	5	31.3%	5
6	23.1%	24	8.0%	28	26.0%	18	27.4%	10	15.6%	6	4.0%	21	8.7%	21
7	25.4%	6	8.1%	25	28.1%	6	26.6%	15	11.7%	29	5.0%	18	10.0%	16
8	25.4%	5	8.7%	17	24.2%	30	27.6%	9	14.1%	14	15.4%	9	19.5%	8
9	23.4%	21	12.4%	4	27.6%	9	24.4%	30	12.3%	25	40.1%	3	44.9%	3
10	22.6%	27	11.7%	5	25.2%	26	26.7%	13	13.8%	16	7.4%	11	11.6%	14
11	24.5%	13	11.1%	9	27.3%	12	24.3%	31	12.8%	21	21.4%	6	28.7%	6
12	25.0%	9	8.6%	18	25.7%	20	26.2%	20	14.6%	11	3.9%	22	6.5%	25
13	24.5%	14	8.9%	14	26.9%	14	26.5%	17	13.2%	20	6.4%	14	14.2%	13
14	25.0%	8	8.2%	23	28.4%	5	25.8%	23	12.6%	22	1.6%	31	4.0%	32
15	24.1%	17	16.1%	1	28.1%	7	22.0%	33	9.6%	32	33.7%	4	41.4%	4
16	26.1%	2	7.7%	30	31.8%	1	24.3%	32	10.1%	31	4.9%	19	15.4%	11
17	23.7%	20	8.4%	20	28.9%	3	25.7%	24	13.2%	19	3.3%	24	6.1%	27
18	22.8%	26	8.1%	26	24.5%	29	29.4%	2	15.2%	8	2.3%	29	6.1%	28
19	25.0%	7	8.9%	15	28.7%	4	25.4%	26	12.0%	28	4.7%	20	8.9%	19
20	21.7%	32	12.6%	2	25.6%	21	25.5%	25	14.6%	10	2.2%	30	5.0%	31
21	25.9%	3	11.4%	7	25.8%	19	24.9%	29	12.1%	27	51.2%	2	60.6%	1
22	25.7%	4	9.3%	12	26.5%	15	26.1%	22	12.5%	23	1.2%	32	3.9%	33
23	21.8%	31	8.0%	27	28.0%	8	27.1%	11	15.0%	9	6.4%	13	15.7%	10
24	23.2%	22	7.1%	33	22.5%	33	30.8%	1	16.4%	3	3.1%	26	8.4%	23
25	24.6%	12	7.6%	32	24.6%	28	27.1%	12	16.2%	4	55.3%	1	58.9%	2
26	23.8%	19	8.6%	19	27.0%	13	26.4%	19	14.3%	13	2.4%	28	6.6%	24
27	23.9%	18	7.7%	31	26.1%	17	27.8%	8	14.6%	12	6.0%	17	9.6%	17
28	22.5%	28	12.4%	3	26.2%	16	26.7%	14	12.2%	26	15.4%	8	19.0%	9
29	23.1%	23	8.2%	24	25.2%	27	28.0%	7	15.5%	7	6.7%	12	9.5%	18
30	21.2%	33	8.3%	21	25.3%	23	28.3%	5	16.9%	1	3.0%	27	5.2%	30
31	24.9%	11	8.7%	16	27.5%	10	26.5%	18	12.4%	24	3.3%	25	5.9%	29
32	22.5%	29	7.9%	29	25.2%	25	28.4%	4	16.0%	5	6.2%	15	8.9%	20
33	22.0%	30	9.2%	13	23.8%	31	28.3%	6	16.7%	2	11.2%	10	14.9%	12

# DISTRICT DEMOGRAPHICS

## Education

District	No high school degree		High school grad		College grad		Post grad		Median Household Income		Median Home Value		Poverty Population	
	%	Rank	%	Rank	%	Rank	%	Rank	\$	Rank	\$	Rank	%	Rank
1	15.7%	3	84.3%	16	23.8%	9	8.4%	9	\$43,736	14	\$136,500	10	16.0%	4
2	12.1%	13	87.9%	6	32.4%	3	12.1%	3	\$56,760	3	\$166,600	3	9.9%	17
3	12.2%	12	87.8%	7	25.5%	7	9.8%	6	\$48,469	10	\$134,100	11	13.3%	8
4	13.8%	7	86.2%	12	15.1%	17	5.4%	17	\$46,615	12	\$116,700	15	12.1%	10
5	12.0%	14	88.0%	5	16.6%	16	6.0%	14	\$48,833	9	\$120,500	13	10.3%	16
6	13.9%	6	86.1%	13	16.6%	15	5.9%	16	\$39,561	17	\$99,800	18	16.9%	2
7	12.8%	9	87.2%	10	20.7%	12	7.7%	11	\$51,240	6	\$137,000	9	11.6%	13
8	14.2%	4	85.8%	15	20.6%	13	7.2%	12	\$50,326	7	\$138,600	8	11.5%	14
9	12.6%	10	87.4%	9	21.5%	11	7.8%	10	\$46,183	13	\$134,000	12	15.4%	6
10	13.9%	5	86.1%	14	25.1%	8	8.8%	8	\$47,050	11	\$139,000	7	12.5%	9
11	16.8%	2	83.2%	17	25.5%	6	11.7%	4	\$36,245	18	\$119,400	14	21.2%	1
12	8.9%	18	91.1%	1	37.9%	1	13.1%	1	\$57,759	2	\$185,300	1	11.8%	12
13	11.1%	16	88.9%	3	26.7%	5	9.7%	7	\$52,142	4	\$153,800	5	12.0%	11
14	9.6%	17	90.4%	2	30.6%	4	11.3%	5	\$59,460	1	\$181,000	2	8.0%	18
15	12.0%	15	88.0%	4	34.9%	2	12.6%	2	\$52,078	5	\$161,600	4	15.4%	5
16	12.3%	11	87.7%	8	21.6%	10	7.2%	13	\$49,096	8	\$140,200	6	10.4%	15
17	13.4%	8	86.6%	11	18.0%	14	5.9%	15	\$41,346	15	\$107,600	17	16.2%	3
18	18.2%	1	81.8%	18	12.5%	18	4.7%	18	\$40,836	16	\$109,100	16	15.1%	7

## Education

District	No high school degree		High school grad		College grad		Post grad		Median Household Income		Median Home Value		Poverty Population	
	%	Rank	%	Rank	%	Rank	%	Rank	\$	Rank	\$	Rank	%	Rank
1	11.5%	23	88.5%	11	15.8%	27	5.6%	28	\$47,877	16	\$114,359	22	9.9%	23
2	8.5%	27	91.5%	7	28.9%	8	11.0%	6	\$59,541	3	\$165,200	7	9.4%	25
3	7.4%	32	92.6%	2	38.9%	4	13.4%	4	\$57,808	7	\$167,079	6	9.2%	26
4	13.6%	14	86.4%	20	25.3%	11	9.1%	14	\$55,209	9	\$162,000	8	11.9%	16
5	17.0%	5	83.0%	29	17.1%	26	5.8%	26	\$38,111	28	\$103,972	28	19.4%	5
6	8.4%	28	91.6%	6	29.4%	7	10.9%	7	\$52,897	11	\$136,848	15	8.1%	29
7	8.0%	30	92.0%	4	42.8%	2	16.5%	2	\$69,487	1	\$202,595	1	6.2%	32
8	10.5%	25	89.5%	9	29.5%	6	10.6%	8	\$57,923	6	\$148,645	10	7.2%	31
9	21.3%	2	78.7%	32	21.7%	16	8.3%	15	\$31,426	32	\$113,735	23	25.8%	3
10	12.3%	20	87.7%	14	23.8%	12	9.9%	11	\$51,386	13	\$137,653	14	11.9%	17
11	16.0%	8	84.0%	26	17.2%	25	5.8%	27	\$36,245	30	\$104,056	27	21.9%	4
12	13.4%	16	86.6%	18	13.9%	31	5.2%	29	\$48,037	15	\$122,755	19	10.7%	21
13	12.8%	18	87.2%	16	18.3%	23	6.7%	20	\$52,142	12	\$141,667	11	12.4%	15
14	16.4%	6	83.6%	28	17.8%	24	6.0%	25	\$46,705	17	\$131,766	16	14.0%	14
15	21.2%	3	78.8%	31	19.4%	21	6.3%	23	\$33,604	31	\$101,449	31	28.9%	2
16	7.8%	31	92.2%	3	44.5%	1	16.9%	1	\$59,130	4	\$178,063	3	11.1%	19
17	19.2%	4	80.8%	30	12.1%	33	4.6%	32	\$39,995	25	\$108,093	26	16.7%	7
18	9.8%	26	90.2%	8	28.2%	10	10.3%	9	\$57,175	8	\$177,120	4	7.2%	30
19	11.2%	24	88.8%	10	28.7%	9	9.7%	12	\$43,365	21	\$119,692	20	8.9%	28
20	15.2%	9	84.8%	25	14.7%	29	6.0%	24	\$37,395	29	\$100,861	32	18.8%	6
21	22.8%	1	77.2%	33	20.3%	19	9.6%	13	\$28,494	33	\$103,207	29	30.2%	1
22	14.9%	10	85.1%	24	22.2%	15	7.1%	17	\$58,443	5	\$173,317	5	9.0%	27
23	16.3%	7	83.7%	27	20.6%	18	6.9%	19	\$42,386	22	\$128,781	18	14.4%	13
24	6.2%	33	93.8%	1	41.8%	3	16.1%	3	\$68,212	2	\$197,752	2	4.8%	33
25	14.5%	12	85.5%	22	23.6%	13	10.1%	10	\$40,284	24	\$112,545	24	15.1%	10
26	13.4%	17	86.6%	17	14.1%	30	5.0%	30	\$45,773	19	\$115,494	21	11.0%	20
27	8.3%	29	91.7%	5	33.3%	5	11.9%	5	\$54,360	10	\$154,436	9	9.4%	24
28	12.5%	19	87.5%	15	22.8%	14	7.9%	16	\$43,869	20	\$140,253	13	15.7%	8
29	12.3%	21	87.7%	13	20.9%	17	7.0%	18	\$46,252	18	\$131,691	17	11.5%	18
30	14.3%	13	85.7%	21	13.6%	32	4.3%	33	\$38,280	27	\$92,199	33	14.8%	12
31	11.7%	22	88.3%	12	19.9%	20	6.5%	21	\$49,277	14	\$141,325	12	10.6%	22
32	14.8%	11	85.2%	23	15.0%	28	4.7%	31	\$41,666	23	\$108,263	25	15.0%	11
33	13.5%	15	86.5%	19	18.4%	22	6.4%	22	\$39,217	26	\$101,889	30	15.2%	9



# DISTRICT DEMOGRAPHICS

## HOUSE

District	Age										Minority Voting Age Population			
	0-17		18-24		25-44		45-64		65 & older		African American		Other	
	%	Rank	%	Rank	%	Rank	%	Rank	%	Rank	%	Rank	%	Rank
1	22.0%	83	8.2%	62	26.0%	48	28.4%	21	15.4%	27	2.5%	67	4.7%	80
2	27.5%	4	8.9%	41	31.9%	4	23.4%	95	8.3%	98	3.4%	54	10.2%	45
3	25.1%	25	9.8%	27	25.8%	56	26.0%	57	13.3%	56	1.4%	84	4.3%	85
4	24.5%	38	9.8%	25	25.2%	69	25.9%	62	14.6%	35	10.6%	25	13.9%	33
5	25.0%	27	8.7%	48	28.9%	16	25.9%	61	11.4%	79	5.7%	42	8.7%	50
6	21.2%	90	18.4%	3	23.8%	89	24.9%	77	11.7%	76	1.6%	80	6.9%	62
7	23.9%	48	7.6%	84	26.0%	49	26.7%	42	15.8%	22	39.5%	14	43.1%	14
8	24.4%	40	7.3%	89	23.4%	94	28.4%	22	16.5%	13	61.2%	2	65.6%	2
9	24.3%	42	13.6%	10	24.6%	77	24.8%	78	12.8%	63	57.0%	3	62.4%	4
10	26.4%	10	9.7%	30	27.0%	32	26.1%	55	10.7%	85	47.6%	7	64.5%	3
11	27.0%	5	10.7%	17	25.8%	55	23.8%	90	12.6%	67	48.8%	6	55.0%	7
12	25.5%	19	7.9%	71	24.3%	83	26.1%	54	16.2%	15	65.4%	1	68.2%	1
13	23.4%	62	10.1%	20	31.3%	6	24.5%	81	10.7%	86	9.1%	30	23.7%	21
14	21.1%	91	6.4%	95	28.0%	24	28.3%	23	16.2%	17	8.4%	32	16.6%	28
15	21.0%	92	7.5%	86	25.1%	70	28.5%	18	17.9%	3	2.1%	73	7.8%	56
16	23.1%	67	6.2%	97	22.8%	97	30.5%	5	17.3%	5	1.1%	88	6.9%	63
17	22.9%	71	5.8%	98	21.1%	99	31.4%	1	18.7%	2	5.5%	44	10.5%	41
18	23.6%	56	9.3%	35	23.8%	88	30.4%	7	12.9%	60	2.6%	65	7.8%	55
19	28.0%	3	7.8%	76	28.8%	17	25.5%	64	10.0%	90	13.2%	22	18.6%	25
20	25.9%	14	8.1%	64	32.0%	3	24.6%	80	9.3%	93	18.0%	19	24.5%	20
21	25.0%	29	9.0%	37	32.1%	2	25.0%	75	8.9%	95	16.8%	20	26.9%	19
22	21.5%	89	8.9%	42	31.9%	5	25.1%	72	12.6%	69	4.4%	48	16.7%	27
23	30.7%	1	5.0%	99	30.2%	10	25.2%	71	9.0%	94	4.2%	51	12.0%	37
24	25.4%	21	9.8%	29	33.7%	1	22.3%	98	8.9%	96	6.2%	40	17.8%	26
25	24.5%	37	11.1%	15	30.9%	8	23.9%	88	9.6%	92	9.3%	29	15.7%	29
26	25.4%	20	10.0%	22	29.5%	12	24.0%	85	11.2%	82	51.5%	4	58.9%	5
27	22.3%	80	28.0%	1	23.6%	91	18.0%	99	8.0%	99	41.2%	13	50.5%	9
28	25.0%	28	8.0%	67	24.3%	82	29.0%	16	13.7%	47	26.1%	17	32.9%	17
29	26.1%	12	8.5%	52	25.3%	65	26.6%	46	13.5%	52	19.7%	18	23.0%	22
30	25.2%	24	9.5%	34	22.9%	96	27.3%	35	15.2%	31	0.9%	92	3.3%	92
31	26.7%	8	9.8%	26	29.0%	15	23.2%	96	11.4%	78	28.3%	16	33.3%	16
32	20.7%	95	16.8%	5	28.0%	23	23.6%	91	10.9%	84	44.3%	10	50.2%	11
33	22.6%	76	10.8%	16	26.0%	53	26.2%	53	14.4%	40	46.8%	8	50.3%	10
34	22.9%	73	9.0%	38	27.3%	30	28.1%	26	12.8%	64	8.2%	33	12.0%	38
35	26.3%	11	6.9%	93	25.7%	58	28.3%	24	12.9%	61	2.2%	70	7.8%	57
36	24.8%	31	7.3%	90	25.1%	71	29.5%	11	13.3%	55	6.0%	41	9.9%	47
37	22.1%	82	9.0%	39	27.0%	35	25.2%	70	16.8%	8	3.0%	59	7.5%	59
38	22.4%	78	7.6%	82	25.9%	54	27.5%	32	16.6%	10	3.1%	56	8.6%	51
39	23.4%	59	16.6%	6	25.1%	72	23.4%	94	11.5%	77	43.1%	11	46.9%	12
40	25.7%	16	8.3%	59	24.6%	78	26.6%	47	14.8%	33	42.7%	12	46.5%	13
41	23.1%	68	6.4%	96	25.0%	74	29.7%	9	15.8%	21	7.4%	37	11.8%	39
42	24.4%	39	7.6%	79	25.5%	60	28.6%	17	13.8%	46	2.1%	72	5.5%	71
43	22.8%	74	7.0%	92	24.9%	75	30.9%	3	14.5%	39	1.0%	90	2.7%	95
44	24.0%	47	14.0%	9	27.5%	29	23.8%	89	10.7%	87	45.0%	9	50.8%	8
45	24.3%	43	9.2%	36	27.9%	25	24.7%	79	14.0%	43	8.5%	31	11.5%	40
46	25.8%	15	7.7%	77	23.6%	93	30.2%	8	12.7%	65	3.5%	53	9.2%	49
47	24.0%	45	11.4%	12	28.5%	18	23.5%	92	12.5%	72	10.3%	28	20.0%	23
48	26.0%	13	13.1%	11	26.5%	40	23.0%	97	11.3%	81	50.1%	5	56.7%	6
49	23.4%	61	8.8%	44	26.9%	36	26.3%	51	14.6%	36	4.6%	47	10.4%	44
50	23.7%	54	7.3%	91	25.7%	57	29.4%	13	14.0%	44	1.1%	89	2.8%	94

# DISTRICT DEMOGRAPHICS

District	Education													
	No high school degree		High school grad		College grad		Post grad		Median Household Income		Median Home Value		Poverty Population	
	%	Rank	%	Rank	%	Rank	%	Rank	\$	Rank	\$	Rank	%	Rank
1	14.8%	39	85.2%	61	12.4%	91	3.9%	96	\$40,604	70	\$100,200	80	15.5%	31
2	4.8%	97	95.2%	3	49.2%	4	16.9%	9	\$84,710	1	\$253,000	1	4.5%	98
3	16.0%	32	84.0%	68	18.3%	57	6.3%	54	\$48,948	46	\$137,100	44	9.8%	60
4	12.5%	52	87.5%	48	15.2%	68	5.8%	59	\$45,431	56	\$103,700	76	14.0%	35
5	8.6%	79	91.4%	21	23.0%	39	7.3%	46	\$59,115	21	\$167,600	18	8.6%	70
6	7.8%	84	92.2%	16	30.5%	24	11.7%	23	\$54,057	32	\$156,100	29	10.6%	54
7	12.6%	51	87.4%	49	24.5%	36	9.2%	32	\$39,534	75	\$115,771	63	13.3%	40
8	11.6%	57	88.4%	43	35.0%	17	17.8%	7	\$44,364	59	\$144,131	37	15.5%	30
9	13.3%	44	86.7%	56	36.3%	14	18.9%	4	\$38,478	77	\$128,464	53	23.0%	13
10	28.8%	1	71.2%	99	12.5%	89	5.1%	71	\$25,962	97	\$87,740	94	32.7%	4
11	26.7%	2	73.3%	98	11.7%	95	4.8%	77	\$23,517	99	\$91,527	89	34.9%	2
12	19.5%	14	80.5%	86	10.5%	99	3.1%	99	\$36,743	79	\$91,907	88	16.4%	27
13	18.8%	19	81.2%	81	27.6%	31	11.1%	25	\$36,045	80	\$132,625	49	24.2%	12
14	17.1%	26	82.9%	74	15.7%	66	4.6%	83	\$42,554	62	\$113,214	66	12.3%	45
15	13.4%	43	86.6%	57	19.2%	51	5.5%	66	\$48,016	48	\$139,296	40	7.3%	80
16	5.0%	96	95.0%	4	43.9%	7	17.1%	8	\$65,386	10	\$183,834	13	5.3%	93
17	6.4%	94	93.6%	6	45.0%	6	19.0%	3	\$73,776	3	\$226,829	3	4.2%	99
18	7.2%	88	92.8%	12	35.6%	16	11.8%	22	\$66,608	9	\$188,791	12	4.8%	97
19	8.6%	80	91.4%	20	31.9%	22	10.1%	29	\$60,091	16	\$161,112	22	8.4%	72
20	6.7%	91	93.3%	9	41.7%	11	15.1%	13	\$58,395	22	\$172,026	16	9.5%	61
21	6.7%	92	93.3%	8	43.5%	8	15.5%	12	\$54,842	28	\$170,228	17	9.8%	58
22	4.6%	98	95.4%	2	54.1%	1	21.4%	1	\$59,965	18	\$196,014	7	10.4%	56
23	10.1%	68	89.9%	32	30.3%	25	10.3%	28	\$59,992	17	\$165,988	19	9.3%	63
24	8.6%	81	91.4%	19	50.0%	3	19.6%	2	\$57,425	24	\$177,922	14	13.8%	37
25	21.8%	5	78.2%	95	19.8%	47	6.3%	55	\$41,311	66	\$112,136	67	21.5%	17
26	19.5%	13	80.5%	87	19.6%	49	6.3%	53	\$34,197	88	\$97,972	82	25.8%	10
27	22.5%	4	77.5%	96	18.5%	54	6.5%	50	\$24,939	98	\$82,204	96	41.0%	1
28	9.6%	73	90.4%	27	38.4%	12	16.0%	11	\$59,762	19	\$156,119	28	8.2%	75
29	12.2%	56	87.8%	44	23.7%	37	7.8%	41	\$52,973	38	\$134,731	47	8.2%	74
30	9.7%	72	90.3%	28	26.8%	32	8.2%	39	\$61,970	15	\$157,129	25	5.2%	94
31	23.4%	3	76.6%	97	14.6%	72	4.4%	90	\$30,332	92	\$102,578	78	26.2%	9
32	19.0%	16	81.0%	84	30.0%	27	13.4%	18	\$28,562	93	\$128,751	52	32.4%	5
33	21.3%	8	78.7%	92	21.0%	45	7.5%	43	\$34,832	85	\$114,535	64	19.5%	20
34	7.0%	90	93.0%	10	50.6%	2	18.9%	5	\$62,592	14	\$194,452	8	7.2%	82
35	7.7%	85	92.3%	15	45.2%	5	18.2%	6	\$74,458	2	\$215,024	4	5.0%	95
36	8.8%	78	91.2%	22	22.3%	43	8.0%	40	\$55,920	25	\$134,810	46	6.8%	85
37	9.2%	75	90.8%	25	30.9%	23	11.7%	24	\$50,439	41	\$131,789	50	8.7%	67
38	7.3%	87	92.7%	13	34.5%	19	13.0%	19	\$52,832	39	\$147,212	35	8.6%	69
39	20.4%	9	79.6%	91	14.3%	74	4.5%	86	\$28,305	95	\$78,434	98	31.4%	6
40	19.3%	15	80.7%	85	16.5%	64	6.3%	52	\$34,984	84	\$94,681	86	22.5%	15
41	5.3%	95	94.7%	5	41.9%	10	16.1%	10	\$68,303	8	\$196,571	6	4.9%	96
42	4.5%	99	95.5%	1	43.2%	9	14.8%	14	\$63,465	12	\$172,440	15	6.5%	90
43	10.3%	67	89.7%	33	22.8%	41	6.7%	49	\$54,431	30	\$151,294	31	7.8%	77
44	17.5%	25	82.5%	75	19.3%	50	7.3%	45	\$30,394	91	\$89,143	92	27.5%	7
45	16.2%	31	83.8%	69	12.2%	92	3.7%	98	\$35,574	82	\$88,114	93	17.7%	23
46	6.5%	93	93.5%	7	36.9%	13	14.1%	17	\$69,172	6	\$189,671	11	6.9%	84
47	16.3%	30	83.7%	70	18.3%	56	5.7%	61	\$34,531	86	\$94,672	87	22.9%	14
48	21.6%	6	78.4%	94	16.6%	62	6.1%	57	\$28,384	94	\$91,151	91	32.9%	3
49	10.7%	62	89.3%	38	16.6%	63	5.6%	64	\$45,067	57	\$118,112	60	10.4%	57
50	10.6%	64	89.4%	36	17.9%	59	5.4%	67	\$53,532	34	\$136,380	45	6.8%	86

# DISTRICT DEMOGRAPHICS

## HOUSE

District	Age										Minority Voting Age Population			
	0-17		18-24		25-44		45-64		65 & older		African American		Other	
	%	Rank	%	Rank	%	Rank	%	Rank	%	Rank	%	Rank	%	Rank
51	21.7%	87	7.7%	78	24.3%	80	29.3%	14	17.0%	7	4.3%	49	7.1%	60
52	23.9%	49	9.9%	24	25.6%	59	25.1%	73	15.6%	24	15.5%	21	19.3%	24
53	22.3%	79	18.3%	4	24.2%	84	24.3%	84	10.9%	83	2.8%	62	6.1%	67
54	23.4%	63	9.6%	32	28.1%	22	25.2%	68	13.7%	48	8.2%	34	13.1%	36
55	29.1%	2	6.8%	94	29.9%	11	25.5%	66	8.8%	97	7.8%	35	14.7%	31
56	24.7%	36	11.4%	13	26.0%	52	24.0%	86	14.0%	42	12.8%	23	28.2%	18
57	23.2%	65	7.6%	81	28.2%	20	28.4%	20	12.5%	70	5.7%	43	10.0%	46
58	25.6%	17	8.0%	69	26.5%	41	26.9%	39	13.1%	59	0.7%	96	4.6%	81
59	20.7%	96	8.5%	55	23.4%	95	31.3%	2	16.2%	16	3.2%	55	6.2%	66
60	22.9%	72	10.6%	18	24.0%	86	25.2%	69	17.3%	6	31.6%	15	38.3%	15
61	22.4%	77	8.9%	43	24.1%	85	28.0%	28	16.7%	9	2.0%	76	4.2%	87
62	20.3%	97	8.4%	57	25.3%	67	29.4%	12	16.6%	12	2.1%	74	5.4%	74
63	24.0%	46	7.9%	73	26.4%	42	28.5%	19	13.2%	58	2.6%	66	7.6%	58
64	23.4%	60	8.6%	50	24.6%	76	28.0%	27	15.3%	28	12.6%	24	14.9%	30
65	20.9%	94	7.6%	80	23.9%	87	29.7%	10	17.9%	4	3.0%	60	5.2%	77
66	26.8%	7	8.1%	63	29.4%	13	25.0%	76	10.7%	88	1.4%	86	4.6%	82
67	26.6%	9	8.5%	54	31.1%	7	24.0%	87	9.8%	91	4.9%	45	10.5%	42
68	20.9%	93	16.4%	7	26.3%	44	25.1%	74	11.3%	80	4.6%	46	8.2%	53
69	25.1%	26	8.4%	56	28.1%	21	27.9%	30	10.5%	89	1.6%	81	4.6%	84
70	21.8%	85	14.6%	8	24.3%	81	26.3%	50	12.9%	62	7.7%	36	13.7%	34
71	24.4%	41	10.0%	21	26.4%	43	25.9%	60	13.3%	57	3.1%	58	6.1%	68
72	23.6%	57	9.5%	33	25.5%	61	25.5%	65	15.9%	20	10.5%	26	14.3%	32
73	22.7%	75	8.8%	45	26.2%	45	26.7%	45	15.6%	23	10.4%	27	13.6%	35
74	24.7%	35	8.7%	47	25.4%	63	27.0%	38	14.1%	41	1.2%	87	8.0%	54
75	24.7%	34	8.6%	49	25.3%	66	26.8%	41	14.6%	37	0.7%	97	5.3%	76
76	23.3%	64	11.3%	14	26.0%	51	26.0%	58	13.4%	54	1.0%	91	5.4%	73
77	24.8%	33	7.9%	74	25.2%	68	26.7%	43	15.5%	26	0.4%	99	2.4%	99
78	25.6%	18	8.2%	61	26.6%	37	25.9%	59	13.6%	51	1.5%	82	4.0%	88
79	23.7%	51	7.9%	75	26.0%	50	27.9%	29	14.5%	38	1.8%	78	4.6%	83
80	21.7%	88	7.4%	87	23.7%	90	30.7%	4	16.6%	11	6.2%	39	9.8%	48
81	23.6%	58	9.8%	28	25.0%	73	26.7%	44	15.0%	32	2.3%	68	8.5%	52
82	23.1%	69	8.0%	68	27.0%	34	26.5%	49	15.5%	25	2.0%	77	5.5%	72
83	24.8%	32	7.9%	72	29.0%	14	25.9%	63	12.4%	74	2.8%	63	5.7%	70
84	22.9%	70	10.4%	19	26.1%	47	28.1%	25	12.5%	73	3.5%	52	6.6%	65
85	22.2%	81	8.5%	53	30.6%	9	26.1%	56	12.7%	66	6.7%	38	10.4%	43
86	25.4%	22	8.4%	58	28.3%	19	24.5%	82	13.5%	53	1.5%	83	4.0%	89
87	23.7%	53	8.3%	60	27.9%	26	26.5%	48	13.6%	50	1.4%	85	3.6%	91
88	24.9%	30	8.0%	66	27.8%	27	27.2%	36	12.0%	75	0.7%	94	2.6%	97
89	23.2%	66	8.6%	51	27.7%	28	25.3%	67	15.2%	29	2.7%	64	4.8%	79
90	23.7%	55	8.9%	40	26.6%	38	27.1%	37	13.8%	45	0.9%	93	2.9%	93
91	25.2%	23	7.5%	85	27.0%	33	27.7%	31	12.6%	68	0.7%	95	2.6%	98
92	19.2%	99	20.4%	2	24.4%	79	23.5%	93	12.5%	71	2.2%	71	6.0%	69
93	21.7%	86	9.9%	23	25.4%	64	26.8%	40	16.1%	18	1.7%	79	3.8%	90
94	24.1%	44	7.3%	88	27.1%	31	26.2%	52	15.2%	30	2.8%	61	5.1%	78
95	19.6%	98	8.8%	46	23.6%	92	29.1%	15	19.0%	1	4.3%	50	6.7%	64
96	22.0%	84	8.0%	70	26.1%	46	27.5%	33	16.5%	14	2.3%	69	4.2%	86
97	26.9%	6	9.7%	31	25.5%	62	24.3%	83	13.7%	49	0.6%	98	2.7%	96
98	23.8%	50	8.1%	65	21.8%	98	30.4%	6	16.0%	19	2.1%	75	5.3%	75
99	23.7%	52	7.6%	83	26.6%	39	27.5%	34	14.7%	34	3.1%	57	7.1%	61



# DISTRICT DEMOGRAPHICS

District	Education													
	No high school degree		High school grad		College grad		Post grad		Median Household Income		Median Home Value		Poverty Population	
	%	Rank	%	Rank	%	Rank	%	Rank	\$	Rank	\$	Rank	%	Rank
51	8.2%	83	91.8%	17	30.2%	26	10.8%	26	\$53,416	35	\$146,805	36	8.1%	76
52	18.8%	18	81.2%	82	13.4%	80	4.3%	91	\$33,023	89	\$91,171	90	20.4%	19
53	13.7%	42	86.3%	58	21.7%	44	9.0%	33	\$53,838	33	\$156,496	27	13.7%	38
54	17.6%	24	82.4%	76	19.0%	52	6.2%	56	\$44,175	60	\$123,775	56	14.0%	34
55	9.3%	74	90.7%	26	34.8%	18	11.9%	21	\$70,338	4	\$191,379	10	8.2%	73
56	17.7%	23	82.3%	77	13.5%	79	5.5%	65	\$40,062	73	\$110,997	69	21.0%	18
57	8.2%	82	91.8%	18	25.6%	35	9.0%	34	\$62,656	13	\$164,243	20	6.8%	87
58	13.1%	47	86.9%	53	15.0%	70	5.3%	69	\$53,050	37	\$141,586	39	9.8%	59
59	7.1%	89	92.9%	11	29.2%	29	10.6%	27	\$53,157	36	\$130,548	51	7.2%	83
60	19.6%	12	80.4%	88	11.6%	97	3.7%	97	\$27,086	96	\$58,110	99	27.5%	8
61	14.9%	38	85.1%	62	13.4%	81	4.5%	85	\$39,654	74	\$110,367	70	12.8%	43
62	9.0%	77	91.0%	23	25.9%	33	8.8%	36	\$54,228	31	\$158,080	24	6.7%	88
63	9.9%	70	90.1%	30	22.6%	42	7.3%	47	\$55,000	27	\$159,776	23	8.6%	71
64	15.5%	33	84.5%	67	15.1%	69	4.7%	80	\$42,018	63	\$105,316	75	17.9%	22
65	12.3%	55	87.7%	45	16.8%	61	4.9%	74	\$41,936	64	\$100,385	79	12.4%	44
66	11.0%	61	89.0%	39	28.3%	30	8.8%	37	\$59,237	20	\$162,848	21	7.4%	79
67	9.0%	76	91.0%	24	33.7%	20	12.8%	20	\$69,997	5	\$197,926	5	6.5%	89
68	10.7%	63	89.3%	37	25.8%	34	9.7%	30	\$48,391	47	\$157,124	26	13.5%	39
69	7.7%	86	92.3%	14	29.5%	28	9.3%	31	\$69,107	7	\$192,265	9	5.8%	92
70	9.8%	71	90.2%	29	32.1%	21	14.5%	16	\$55,234	26	\$151,080	32	11.0%	52
71	12.3%	54	87.7%	46	22.8%	40	7.4%	44	\$52,092	40	\$149,424	33	11.5%	50
72	16.8%	28	83.2%	72	15.5%	67	5.9%	58	\$41,021	68	\$102,650	77	17.2%	25
73	17.9%	22	82.1%	78	13.4%	82	4.0%	95	\$39,272	76	\$108,604	71	13.8%	36
74	13.1%	48	86.9%	52	13.9%	77	4.6%	82	\$47,929	50	\$116,067	62	8.9%	65
75	11.3%	58	88.7%	42	13.1%	83	4.4%	89	\$46,676	54	\$105,744	74	8.6%	68
76	10.0%	69	90.0%	31	20.5%	46	7.7%	42	\$49,059	45	\$121,723	57	12.1%	48
77	14.3%	41	85.7%	59	12.4%	90	5.1%	72	\$45,571	55	\$121,128	58	9.5%	62
78	13.1%	46	86.9%	54	14.4%	73	4.9%	73	\$50,416	42	\$124,602	55	8.8%	66
79	12.5%	53	87.5%	47	19.6%	48	6.3%	51	\$49,884	44	\$137,957	42	7.3%	81
80	11.2%	59	88.8%	41	18.7%	53	7.0%	48	\$50,191	43	\$142,132	38	10.7%	53
81	12.9%	50	87.1%	50	14.8%	71	5.6%	63	\$44,425	58	\$111,495	68	11.1%	51
82	16.6%	29	83.4%	71	11.3%	98	4.1%	94	\$40,860	69	\$94,728	85	12.8%	42
83	10.5%	65	89.5%	35	16.4%	65	5.3%	68	\$54,590	29	\$138,606	41	8.9%	64
84	11.1%	60	88.9%	40	23.7%	38	9.0%	35	\$57,982	23	\$154,109	30	7.7%	78
85	18.6%	21	81.4%	79	12.7%	88	4.5%	84	\$43,125	61	\$117,274	61	14.2%	33
86	18.9%	17	81.1%	83	11.7%	96	4.8%	75	\$40,570	71	\$113,411	65	16.3%	28
87	20.2%	10	79.8%	90	11.8%	93	4.4%	88	\$35,605	81	\$95,333	84	19.4%	21
88	18.7%	20	81.3%	80	12.9%	86	4.7%	79	\$47,956	49	\$137,175	43	13.2%	41
89	19.6%	11	80.4%	89	11.7%	94	4.5%	87	\$32,365	90	\$83,515	95	22.3%	16
90	13.2%	45	86.8%	55	16.9%	60	5.7%	60	\$47,481	52	\$126,834	54	10.5%	55
91	14.4%	40	85.6%	60	13.8%	78	4.8%	76	\$46,984	53	\$133,273	48	12.1%	47
92	15.0%	37	85.0%	63	18.4%	55	8.5%	38	\$34,356	87	\$99,259	81	24.3%	11
93	15.4%	34	84.6%	66	13.0%	85	4.7%	78	\$37,405	78	\$95,975	83	17.3%	24
94	15.3%	35	84.7%	65	13.0%	84	5.1%	70	\$40,177	72	\$107,425	73	15.0%	32
95	13.0%	49	87.0%	51	14.1%	76	4.3%	92	\$35,246	83	\$80,404	97	17.0%	26
96	15.1%	36	84.9%	64	14.1%	75	4.6%	81	\$41,730	65	\$107,995	72	12.2%	46
97	21.6%	7	78.4%	93	18.0%	58	5.7%	62	\$47,530	51	\$149,332	34	11.7%	49
98	10.4%	66	89.6%	34	36.0%	15	14.8%	15	\$63,989	11	\$238,007	2	6.4%	91
99	17.0%	27	83.0%	73	12.8%	87	4.1%	93	\$41,161	67	\$118,527	59	16.2%	29

# INDEX BY NAME

## A

Ackers, John Sam	169
Adams, John	152
Adams, Richard	154
Amstutz, Ron	74
Anderson, John	34
Anielski, Marlene	88
Ansel, Corey	94
Antonio, Nickie J.	84
Ashford, Michael	121
Austria, Steve	34

## B

Back, Chelsea	68
Bacon, Kevin	51
Baker, Nan	87
Balderson, Troy	169
Barlos, Harry	119
Barnes Jr., John	83
Batchelder, William G.	143
Beagle, Bill	52
Beard, Kristine	20
Beck, Pete	141
Berns, Jim	28
Binsky, Lawrence	92
Bird, Richard	73
Blair, Terry	110
Blessing Jr., Louis	101
Blevins, Jeffrey	44
Bocchieri, John	44
Boehner, John	35
Bolon, Linda	72
Boose, Terry	131
Borders, Casey D.	95
Bosley, Todd	123
Boyce, Kevin	11
Boyd, Barbara	80
Brady, Jennifer L.	87
Brady, Rae Lynn	130
Brenner, Andrew	73
Briggs, Mary	173
Brooks, Paula	40
Brown, Edna	56
Brown, Eric	14
Brown, Jackie	77
Brown, Robert	23

Brown, Susan	24
Bubp, Danny R.	163
Budish, Armond	79
Buehrer, Steve	50
Burke, Dave	158
Burke, Kevin	85
Bush, Rick	120
Byington, Steven	109

## C

Cadle, Richard	33
Callaghan, Bryant	100
Cannon, Bob	173
Cantrell, Matthew	11
Capone, Geno	139
Carey Jr., John	162
Carle, Matt	92
Carney, John Patrick	94
Carr, Donna	23
Carter, Bruce	127
Cartwright, Daniel	142
Celeste, Ted	96
Chabot, Steve	28
Clayton, Christopher	46
Clyde, Kathleen	142
Coley, William	128
Collinsworth, Ty	167
Combs, Courtney	127
Comunale, Frank	66
Condit Jr., James	35
Conner, Bill	34
Cordray, Richard	7
Corrigan, Peter	38
Cosme, Keila	21
Coussole, Justin	35
Cox, Barry A.	140
Cranmer, Erik	50
Cyrus, Meagan	99

## D

Daley Roegner, Kristina	115
Damschroder, Rex Arthur	156
Daniels, David	60
Davidson, Gregory S.	131
Dawson, Jacob	161
Deaton, Eric	12
DeGeeter, Timothy J.	86

Derickson, Timothy	126
DeWine, Mike	7
Dodd, Dan	166
Doll, John	110
Donofrio, Gene	21
Donovan, Mary	19
Dorrian, Julia	24
Dovilla, Mike	89
Driehaus, Denise	103
Driehaus, Steve	28
Duffey, Mike	93
Dyer, Stephen	116

## E

Earl, Charles	10
Easton, David	34
Edwards, Julie	20
Ehresmann, Anthony	152
Elsass, Martin	33
Eyre, Carolyn	121

## F

Fain, Mike	19
Fallon, Justin	60
Farmer, Sheila	20
Fedor, Teresa	120
Feldman, Marc Allen	7
Fende, Lorraine M.	136
Fiebig, David M.	136
Finkenbiner, Caleb	32
Finley, David	114
Fischer, Pat	18
Fisher Jr., Carl	108
Fisher, Lee	12
Fitrakis, Robert	40
Fockler Jr., John	69
Foit, Michael	135
Foley, Mike	85
French, Judi	24
Fudge, Marcia	39

## G

Gallagher, Eileen	22
Ganley, Tom	41
Gardner, Randy	77
Garland, Nancy	92
Garrison, Marcia	107



# INDEX BY NAME

Gentile, Lou ..... 170  
Gerberry, Ronald V. .... 132  
Gibbs, Bob ..... 46  
Goggins, Jeff ..... 38  
Gonzales, Anne ..... 90  
Good, Martha ..... 18  
Goodwin, Bruce ..... 148  
Goyal, Jay ..... 147  
Graham, Jim ..... 45  
Grendell, Timothy J. .... 173  
Grossman, Cheryl ..... 95  
Guy Payne, Howard ..... 154

## H

Haberstroh Jr., Albert ..... 138  
Hackett, Robert ..... 159  
Hadsell, Ron ..... 164  
Hagan, Robert F. .... 134  
Haines, Andrew ..... 124  
Hall, Dave ..... 172  
Hall, Mike ..... 19  
Harlow, David ..... 35  
Harp, Steven ..... 95  
Harris, Marian L. .... 90  
Harvey, Elizabeth ..... 22  
Hawkins, Dan ..... 24  
Hayes, Bill ..... 166  
Healy, Alicia ..... 58  
Healy, Joseph A. .... 98  
Heard, Tracy ..... 98  
Henne, Michael ..... 108  
Hilts, Paul F. .... 87  
Hite, Clifford K. .... 150  
Hocevar, Tony ..... 78  
Holland, Harlene ..... 111  
Hoover, John E. .... 115  
Horne, Bill ..... 161  
Hottinger, Jay ..... 145  
Howard, Anne K. .... 141  
Howard, L. Michael ..... 8  
Hrabak, Bill ..... 156  
Hubbard, Scott Alan ..... 97  
Huffman, Matt ..... 75  
Hunter, Mike ..... 167  
Husted, Jon ..... 10  
Hutzel, Rachel ..... 25

## I

Iott, Rich ..... 36  
Irvine, Travis ..... 40

## J

Jackson, Burrell ..... 62  
Jelenic, John ..... 42  
Johnson, Bill ..... 33  
Johnson, Terry ..... 164  
Johnston, Marc ..... 29  
Johnston, Michael ..... 90  
Jones, Shannon ..... 54  
Jordan, Jim ..... 31  
Jordan, Kris ..... 61

## K

Kammerer, William ..... 43  
Kaptur, Marcy ..... 36  
Kasich, John ..... 6  
Kayden, Judy ..... 155  
Kearney, Eric ..... 55  
Keough, Kathleen Ann ..... 22  
Kilbane, Mary Eileen ..... 22  
Kilbarger, Aaron ..... 159  
Kilroy, Mary Jo ..... 43  
Kinman, Max ..... 106  
Kissick, Donald Charles ..... 31  
Klatt, William ..... 24  
Kozlowski, Casey ..... 174  
Krabill, Jeff ..... 155  
Krouse, Gregory ..... 146  
Kucinich, Dennis ..... 38

## L

LaBotz, Daniel ..... 12  
Lambert, Dennis ..... 164  
Landis, Al ..... 171  
Lanzinger, Judith Ann ..... 15  
Larger, Nathan ..... 96  
LaRose, Frank ..... 66  
Lasher, Charles ..... 118  
LaTourette, Steven ..... 42  
Latta, Bob ..... 32  
Lehner, Peggy ..... 109  
Letson, Thomas ..... 138  
Lewandowski, Henry S. .... 129  
Lewis, Matt ..... 69  
Liston, Kurtis S.F. .... 117

Litt, Doug ..... 31  
Lucci, Eugene ..... 25  
Luckie II, Clayton ..... 111  
Luken, Richard ..... 102  
Lundy, Matt ..... 130

## M

Maag, Ron ..... 107  
Mack, Jillian ..... 105  
Macko, David ..... 88  
Mallory Jr., William ..... 18  
Mallory, Dale ..... 104  
Mandel, Josh ..... 11  
Manning, Gayle ..... 57  
Manning, Patrick ..... 132  
Martin, Jarrod ..... 144  
Matesz, Ken ..... 6  
McAllister, Rosalind ..... 82  
McClain, Jeffrey A. .... 157  
McFarland, Matthew ..... 20  
McGregor, Ross W. .... 146  
McKenney, Todd ..... 116  
McKinney, Deborah ..... 55  
McMann, Nathan ..... 145  
Mears, Jessica ..... 55  
Mecklenborg, Bob ..... 102  
Milkovich, Zack ..... 118  
Miller, Connie ..... 75  
Moore, Carla ..... 23  
Moran, Mike ..... 115  
Morano, Sue ..... 57  
Moriarty, Brian ..... 22  
Morris, Dave ..... 64  
Murray, Dennis E. .... 155

## N

Nebergall, Erik ..... 104  
Newbold, Craig ..... 72  
Newcomb, Deborah A. .... 174  
Nitzsche, David D. .... 147  
Noble, Mark ..... 94  
Nutter, Benjamin ..... 156

## O

O'Brien, Sean ..... 139  
O'Connor, Maureen ..... 14  
Oelslager, Scott ..... 67  
O'Farrell, Joshua ..... 171



# INDEX BY NAME

Okey, Mark ..... 135  
O'Neill, Bill ..... 42  
O'Shaughnessy, Maryellen .... 10  
Owens, Robert ..... 7

## P

Parks, Edward ..... 24  
Patel, Neil ..... 61  
Patmon, Bill ..... 81  
Patten, Matt ..... 89  
Pekarek, Thomas ..... 39  
Pepper, David ..... 8  
Perk, Kelli Kay ..... 88  
Perkel, Charles ..... 80  
Pestian, Mike ..... 132  
Peterson, Bob ..... 160  
Pettinishi, Sam ..... 54  
Pfeifer, Mark ..... 51  
Pfeifer, Paul ..... 15  
Pfeiffer, Joseph M. .... 120  
Phillips, Debbie ..... 167  
Pietrykowski, Mark ..... 21  
Pillich, Connie ..... 100  
Pilliod, David ..... 148  
Ping, Liz ..... 101  
Piper III, Robin ..... 25  
Portman, Rob ..... 12  
Powell, Jerry ..... 79  
Powers, Edward ..... 172  
Printy, Ryan ..... 104  
Pryor, Raymond ..... 160

## R

Ramos, Dan ..... 129  
Reece, Alicia ..... 105  
Reinbold Jr., Richard ..... 67  
Renacci, Jim ..... 44  
Rhodes, Angel ..... 94  
Ricketts, Chad ..... 166  
Roberts, Joe ..... 30  
Robertson, Josh R. .... 130  
Robinson, David ..... 93  
Robison, Mike ..... 103  
Rochford, Rita ..... 23  
Rockbridge, Chad ..... 166  
Rogers, Richard ..... 19

Rosenberger, Cliff ..... 161  
Rubin, Susan ..... 128  
Ruhl, Margaret ..... 165  
Ryan, Timothy ..... 45  
Ryerson, John T. .... 165  
Ryon, David ..... 43

## S

Schaffer, Tim ..... 68  
Schiavoni, Joe ..... 69  
Schindler, Cletus ..... 149  
Schira, Jack ..... 143  
Schmidt, Jean ..... 29  
Schneider, Mark A. .... 137  
Schuring, Kirk ..... 124  
Sears, Barbara ..... 119  
Secrest, Linda ..... 168  
Secrest, Travis ..... 125  
Shaw, Stephen ..... 19  
Shew, James C. .... 126  
Sieve Hendon, Sylvia ..... 18  
Sines, Josh ..... 117  
Skindell, Michael ..... 64  
Slaby, Lynn ..... 114  
Slesnick, Stephen ..... 125  
Smith, Brian ..... 32  
Smith, Shirley ..... 62  
Snitchler, Todd ..... 123  
Space, Zack ..... 46  
Spisak, Dennis ..... 6  
Stautberg, Peter ..... 106  
Stebelton, Gerald ..... 76  
Stevenson, Rich ..... 28  
Stewart, Melody ..... 22  
Stinziano, Michael ..... 97  
Stith, Jim ..... 105  
Stivers, Steve ..... 43  
Stoner, Jesse A. .... 108  
Strahorn, Fred ..... 52  
Strickland, Ted ..... 6  
Sutton, Lindsey ..... 46  
Sutton, Betty ..... 41  
Sykes, Vernon ..... 117  
Szollosi, Matthew ..... 122

## T

Tavares, Charleta ..... 58  
Thimons, Daniel ..... 134  
Thompson, Andrew M. .... 168  
Tiberi, Pat ..... 40  
Trapp, Mary Jane ..... 15  
Turner, Mike ..... 30  
Turner, Nina ..... 65

## U

Uecker, Joe ..... 140

## V

Vollmer, Robert Brent ..... 20

## W

Wachtmann, Lynn R. .... 149  
Waniewski, Tom ..... 56  
Waters, Robert ..... 141  
Watters, Mike ..... 144  
Weddington, W. Carlton ..... 99  
Wellemeier, William ..... 23  
Whitmore, Beth ..... 23  
Williams, Bob ..... 131  
Williams, Brian G. .... 114  
Williams, Sandra ..... 82  
Wilson, Charlie ..... 33  
Wilson, Mike ..... 100  
Winburn, Roland ..... 112  
Wingate, Jeff ..... 122  
Wright, Thomas ..... 25

## Y

Yalamanchili, Surya ..... 29  
Yarbrough, Steve ..... 21  
Yarbrough, William ..... 51  
Yost, Dave ..... 8  
Young, Ron ..... 137  
Yuko, Kenny ..... 78

## Z

Zehringer, James J. .... 151  
Zeller, W. Roak ..... 142

# ADVERTISERS INDEX

Company	Page	Company	Page
A K Steel Corporation .....	26	Ohio Coal Association .....	59
AT&T .....	37	Ohio Electric Utility Institute .....	153
Bricker & Eckler LLP .....	16	Ohio Home Builders Association, Inc. ....	48
C W S Governmental Relations, Ltd. ....	53	Ohio Hospital Association .....	14
Calfee, Halter & Griswold LLP .....	113	Ohio Insurance Institute .....	187
Capitol Advocates .....	91	Ohio Petroleum Marketers & Convenience Store Association .....	133
County Commissioners' Association of Ohio .....	133	Ohio Rural Electric Cooperatives, Inc. ....	91
Fahlgren Mortine Public Relations .....	10	Ohio State Medical Association .....	11
Governmental Policy Group, Inc. ....	153	Ohio Telecom Association .....	8
Grant Street Consultants .....	Inside Back Cover	Porter Wright Morris & Arthur LLP .....	175
Hannah News Service, Inc. ....	4	R R Donnelley .....	37
Independent Insurance Agents of Ohio, Inc. ....	70	Sean P. Dunn & Associates, LLC ....	Inside Front Cover
Kegler, Brown, Hill & Ritter Co., LPA. ....	63	Strategic Public Partners Group .....	47
Lesic & Camper Communications .....	12	The Success Group, Ltd. ....	Back Cover
Metallurg Vanadium Corporation .....	48	TechSolve .....	9
Ohio Association of Broadcasters .....	3	United States Steel Corporation .....	6
Ohio Association of Realtors .....	70		
Ohio Cable Telecommunications Association .....	59		



*Representing Ohio's property/casualty insurance industry*

[www.ohioinsurance.org](http://www.ohioinsurance.org)

***Helping Ohioans achieve a better understanding of auto, home and business insurance and safety issues.***

**Facts about Ohio's insurance industry:**

- Ohio is a leading insurance state with 261 domiciled insurance companies. These companies, along with agencies and other insurance-related businesses, provide employment to nearly 110,000 Ohioans
- Insurance enables thousands of new business start-ups each year, creating new jobs
- Insurers contribute over \$1.22 million each day to the state treasury, totaling over \$445.7 million annually
- Ohio has one of the most competitive insurance markets in the nation, benefiting consumers with affordable and available protections
- Insurance protects Ohio's 7.9 million licensed drivers
- Insurance accounts for nearly \$6.5 billion in salaries to Ohioans employed by the industry

Sources: Ohio Insurance Facts, 2009 edition & "Economic and Fiscal Contributions of the Ohio Insurance Industry" Ernst & Young LLP, 2010

**172 East State Street Suite 201 · Columbus OH 43215 · 614.228.1593**





# GRANT STREET

CONSULTANTS



AARON OCKERMAN  
PARTNER



DOUG MCMARLIN  
PARTNER



NEIL S. CLARK  
MANAGING PARTNER



ANDREW MINTON  
PARTNER



JOHN SINGLETON  
PARTNER

**OHIO'S PREMIER LOBBYING FIRM**

PROVEN LEADERSHIP. PROVEN RESULTS.

**614.221.3600**

49 SOUTH GRANT AVENUE COLUMBUS, OHIO 43215

[WWW.GRANTSTREETOHIO.COM](http://WWW.GRANTSTREETOHIO.COM)



McKenzie Davis, Dan McCarthy, Katie Zvolanek, Rick Ayish, Mike Toman



The Success Group, Ltd.

OHIO CAPITOL POLICY CONSULTANTS

**Because Results and Integrity Matter.**

Achieving the government affairs objectives of Fortune 500 companies, trade associations and nonprofit organizations for over 25 years.

### *Mark Your Calendar!*

November 4, 2010  
Columbus Convention Center

The 2010 Impact Ohio - Post Election Conference offers an immediate and unrehearsed review of the election as well as a view forward to the upcoming session of the Ohio General Assembly. The 14<sup>th</sup> biennial Impact Ohio is sponsored by **The Success Group**, in conjunction with the Ohio Republican Party and Ohio Democratic Party.



2010 Post Election Conference

For information or registration  
[www.ImpactOhio.org](http://www.ImpactOhio.org)