

OMEX

AGRIFLUIDS

PRODUCT GUIDE

cây trồng

بعدة محصول

Pflanzenernährung

Remakanan tanaman

Живлення культури

Gewas voedingsstoffen

Crop nutrition

θρέψη των
καλλιεργειών

සමූහයාහාර

Odżywiania
upraw

Nutrição
das culturas

作物の栄養

Nutriția
recolta

작물 영양

Nutrition
des cultures

питание растений

Nutrizione delle colture

dinh dưỡng

Fe

Mn

Co

Zn

Ca

N

Mg

P

Cu

Mo

S

K

Lishe ya
mazao

Nutrición
de cultivos

التغذية المحاصيل

kirpma beslenme

Kultūraugu
uzturs

ธาตุอาหารพืช

作物营养

Usjeva
prehrana

AUGALŲ MITYBA

फसल, पोषण

põllukultuuride toitumine

Хранене при растенията



Introduction

Established in 1993, Omex Agrifluids has grown to be a leader in plant nutrition technology worldwide.

Omex Agrifluids manufacture and export a unique range of plant nutrients and health promoters. The majority of our product range is designed for foliar application, but we also offer specialised seed treatments and a wide variety of high grade soluble powders for fertigation.

Our products are manufactured to the highest quality standards and our team of agronomists actively gives technical support and advice to our customers worldwide.

Omex Agrifluids sells its products in over 70 countries and works very closely together with distributors possessing excellent local and technical knowledge.



- Production Plant & Export Sales
- Distributors
- Regional Office

Contents

• Suspension Emulsion Technology	01	Biostimulants	
• eba Technology	02		
• SAP® and Tailor-made products	02	A range of products utilising seaweed to stimulate rooting, plant growth and nutrient uptake. Also to help withstand abiotic stress caused by drought, flooding, salinity and extreme temperatures.	
• Health Promotion	02		
• Role of Foliar Fertilisers	03		
• Application Guidelines	04		
• The Significance of pH	05	• Omex Bio 8	56
		• Omex Bio 20	58
		• Omex Bio 15	60
		• Omex Seastar-F	62
Suspension Fertilisers		Kingfol Range	
Highly concentrated totally soluble free flowing formulations for maximum bioeffectiveness on a wide range of crops.		Single element formulations for specific deficiencies.	64
• Omex CalMax®	06		
• Omex CalMax® Gold	08	Seed Treatments	
• Omex CalMax® Ultra	10		
• Omex Sequential 1	12	• Primer CoMo Bio 12 & 33	66
• Omex Sequential 2	14	• Primer Bio Zn	68
• Omex 3X Emulsion	16		
• Omex K41	18	Bio-Fertilisers	
• Omex NK60	20		
• Omex Citromax	22	• Biomex Starter	70
• Omex Micromax	24	• Biomex Plus	72
• Omex Quad 14	26		
• Omex FeN Feed	28	Organomex Range	
• Omex Folicao	30	Foliar Nutrients for organic farming.	
		• Omex Garland	74
		• Organomex 6-2-4	76
Clear Solution Fertilisers		Soluble Powder Fertilisers	
High concentration clear nutrient solutions for foliar and fertigation application.		A broad range of water-soluble powder fertilisers suitable for root feeding and fertigation.	78
• Omex Foliar Boron	32		
• Omex Magnesium Plus	34	MDS - Fertiliser Coatings	
• Omex Sulphomex	36	Easy to apply concentrated aqueous suspensions with high levels of micronutrients	79
• Omex SuperMn	38		
		• Omex BioHumate	80
Health Promoters		• Omex Aminor Plus	81
A unique range of products designed to stimulate plant health and vigour and to increase their ability to withstand pests and diseases.		• Feomex	82
• Omex DP98	40	• Weights, Measures & Conversion Formulae	84
• Omex pHortify	42		
• Omex Vitomex	44		
• Omex Zynergy	46		
• Omex CocoBoost	48		
• Omex Foliar Supreme	50		
• Omex K50	52		
• Omex SW7	54		



Suspension Emulsion Technology


Clear Solution



Macro Nutrients

- N
- P
- K

Saturated Solution



Sub Macro Nutrients

- Mg
- Ca
- S

Omex Water Soluble Suspension



Micro Nutrients

- Fe
- Zn
- B
- Mo
- Mn
- Cu
- Co

Omex Agrifluids specialises in the development and manufacture of super-concentrated liquid foliar fertilisers.

These products are characterised by very high nutrient concentrations, often close to those of solid fertilisers and several times that of normal solution fertilisers. All products are 100% water-soluble for fertigation and foliar applications.

The chemistry required to formulate Omex water soluble suspensions is complex. Advanced gels are combined with high quality raw materials to produce stable formulations. Nutrients are chloride-free and micro nutrients are chelated with EDTA where appropriate. In addition, stringent quality control tests are performed at every step in the manufacturing process.

eba technology



- Enhanced Bio Availability

Omex launches foliar range featuring 'eba technology'.

The Omex foliar product range incorporates eba™ technology – a revolutionary formulation system designed to optimise foliar uptake and assimilation of nutrients.

eba stands for enhanced bio availability.



SAP® and Tailor-made products

Omex Agrifluids offers a full nutritional analysis service to its overseas customers using the facilities of the Omex SAP® laboratories in the UK.

These laboratories specialise in the analysis and interpretation of sap samples taken from plants growing worldwide. The sap analysis reveals the plants' current nutritional status in a way different to conventional tissue testing.

Individual interpretation of each sample is carried out by a team of qualified agronomists, allowing recommendations to be made for the active nutritional management of the crop.

These recommendations can be faxed or e-mailed within 2 or 3 days from the receipt of the samples and can result if necessary in tailor-made products being produced to suit specific crops or growing conditions.

The concept of tailor-making plant nutrition products to suit individual customer needs is one which Omex Agrifluids is renowned.

SAP® is a registered trademark of the Scientific Agricultural Partnership.



Formulation characteristics of the products include:

- Selection of specific raw materials to aid rapid assimilation and mobilisation in the crop.
- Synergistic, multi-form nutrient sources.
- Two separate organic fractions to improve nutrient transport and stimulate epiphyllic micro organisms on the leaf surface which aid nutrient uptake.
- An advanced adjuvant system to allow maximum leaf coverage.



Health Promotion

The traditional requirement for fertiliser usage is for the optimisation of crop yields.

More recently the effect of nutrients on quality has been realised and now the latest link between nutrition and crop health has been identified.

It seems obvious that a healthy plant is more able to withstand the effects of pests and diseases. But at Omex Agrifluids, this concept has been taken further with the development of a range Plant Health Promoters designed to maximise the health and vigour of crops and thereby to increase their ability to withstand pests and diseases.

Use of these Plant Health Promoters in a programme can result in fewer agrochemicals being required. This approach fits in with the principles of Integrated Crop Management, which is welcomed by growers, processors and supermarkets.

Why use Foliar Fertilisers?

Plants get the majority of their nutrients from the soil by root absorption.

However there are many instances where foliar nutrient supply is both necessary and beneficial:

- ◆ To minimise environmental impact. The usage efficiency of foliar applied nutrients is higher than soil applied nutrients. This can be important in environmentally sensitive areas and areas prone to leaching.
- ◆ To prevent or cure transient nutrient deficiency when nutrient demand exceeds root uptake rate. This may be due to poor root development or rapid crop growth.
- ◆ To by-pass soil conditions which limit nutrient availability and thereby accelerate plant response. These conditions include adverse soil pH, moisture, texture and aeration.
- ◆ To target nutrients directly rather than rely on indirect transportation through the soil and roots. Examples include preventing nutrient deficiencies of specific organs, e.g. fruit.
- ◆ To supply nutrients to plants with deep root systems, when soil surface application of fertilisers such as P, K, Ca, Mg and trace elements is not effective.

Therefore foliar fertilisation should not be viewed as a last resort, but rather as an active management tool. Indeed foliar fertilisation may become essential in the future for sustainable production in many cropping systems.

BY-PASS SOIL CONDITIONS



TARGET SPECIFIC ORGANS



DEEP ROOT SYSTEMS



Application Guidelines

For optimum uptake of nutrients into the plant, the following guidelines should be followed:

Apply

- ◆ In the early morning or evening when humidity is high.
- ◆ To crops that are actively growing.

Avoid

- ◆ Application to crops under severe stress from drought, frost or herbicide damage.
- ◆ Application in hot, dry or windy conditions.

Spray mixture preparation:

- ◆ Always shake the container before opening
- ◆ Part fill the spray tank with clean water.
- ◆ Add the required amount of Omex Foliar Fertiliser. This will dissolve completely with agitation.
- ◆ Half fill spray tank.
- ◆ Crop protection products may be added to spray tank, pre-mix prior to addition.
- ◆ Fill the spray tank under agitation.

Application rates are shown in litres per hectare (l/ha), combined with a recommended water rate per hectare. When using the product on areas less than 1 hectare (10,000m²) a suggested dilution rate is given in ml of product per 100L water.

Best results are obtained when Omex Foliar Fertilisers are applied frequently throughout the growing cycle.

Packaging

Liquid products

- ◆ Products available in HDPE drums of 0.25L, 0.5L, 1L, 3L, 5L, 10L
- ◆ Fitted with tamper evident closures
- ◆ Supplied boxed in export cartons with protective wrap on heat treated pallets
- ◆ 200 and 1000L mini bulk also available

Soluble powder products

- ◆ Available in lined PP bags of 10Kg and 25Kg
- ◆ Supplied on heat treated pallets with protective wrap

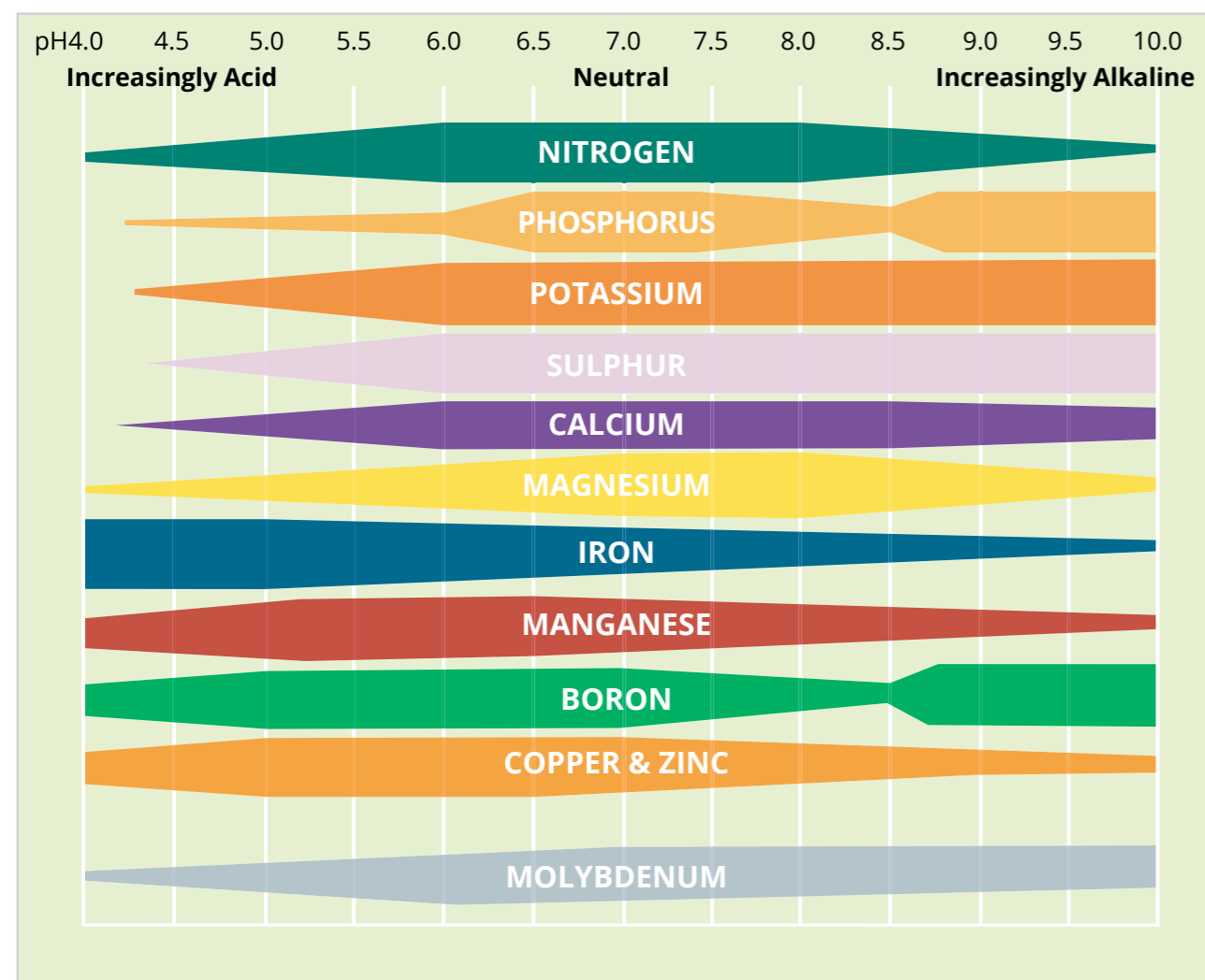


Acidity and Alkalinity – the significance of pH

The degree of acidity and alkalinity of a soil is measured on the pH scale. Values below pH 7.0 are acid and those above pH 7.0 are alkaline.

The significance of pH is its effect on the availability of the elements essential for healthy plant growth, as can be seen in the diagram below. The wider the band the greater the availability, as the band narrows the availability reduces.

Effects of soil pH on availability of nutrients to the plant



Crops differ in their relative tolerance to soil pH. Where the pH of the soil is high or has been recently raised by liming, most trace elements become less available due to increased alkalinity.

In acid situations some crops may show a reduction in growth due to the lack of availability of the major elements or to excessively high levels of other elements.

Omex CalMax®

FUNCTION

Calcium is a primary constituent of all cell walls and membranes. Restrictions in the availability of calcium will adversely affect cell division, impair the structural stability and the permeability of cell walls. Increasing fruit calcium promotes longer storage life and resists a range of physiological break down conditions including water core, bitter pit and internal browning.

DESCRIPTION

Omex CalMax® is a fully water soluble fluid emulsion product containing 22.5% calcium and a balanced range of micro elements. Omex CalMax® is specifically formulated for use as a foliar fertiliser and can be applied to all fruit and vegetable crops to improve fruit firmness, storability, colour and skin finish.



Analysis of Omex CalMax®

		Wt/Wt*	Wt/Vol
Nitrogen	N	10.00%	15.00%
Calcium	CaO	15.00%	22.50%
Magnesium	MgO	2.00%	3.00%
Manganese	(EDTA) Mn	0.10%	0.15%
Iron	(EDTA) Fe	0.050%	0.075%
Boron	B	0.050%	0.075%
Copper	(EDTA) Cu	0.040%	0.060%
Zinc	(EDTA) Zn	0.020%	0.030%
Molybdenum	Mo	0.001%	0.0015%

pH (10% solution)	5.5-6.5
Specific Gravity	1.48-1.52 @ 18°C

*For registration purposes Wt/Wt concentrations are recommended.

DIRECTIONS FOR USE

The spray tank should be filled with half of the required amount of water. Measure the required amount of Omex CalMax® and add to the tank whilst maintaining constant agitation. Add remaining water to correct dilution. Spray.



DILUTION: Recommended water rate is 500-1500 Litres per hectare

Always shake container before opening



Recommendations for use:

CROP	CONDITION CONTROLLED	RATE l/ha	RATE ml/100l	APPLICATION DETAILS
Apples	Bitter pit	3.5 – 5.0	350 – 500	5-7 applications starting at the first signs of growth. Combine with cover sprays
Avocados	Pulp spot	4.0 – 8.5	400 – 850	Multiple applications
Broccoli	Brown head	3.5 – 5.0	350 – 500	4-6 applications starting shortly before head formation
Brussels Sprouts	Internal browning	4.0-8.5	400 – 850	Multiple applications
Cabbage, Cauliflower, Lettuce, Endive	Tip burn	3.5 – 5.0	350 – 500	4-6 applications starting shortly before head formation
Celery, Chicory	Black heart	3.5 – 5.0	350 – 500	Weekly applications starting before black heart symptoms arise
Cherries, Plums	Cracking	3.5 – 6.0	350 – 600	3-4 applications starting 6-8 weeks before harvest
Chinese Cabbage	Tip burn	2.5 – 5.0	250 – 500	2-4 applications per season
Cotton	Square shedding	6.0	600	3 applications between 5-7 leaf stage and flowering
Cucumbers, Melons, Peppers, Tomatoes	Blossom end rot	1.5 – 3.5	150 – 350	6-12 applications during periods of heat stress
Grapes	Reduction of stem dieback and shot berry	5.0 – 10.0	500 – 1000	3-4 applications from beginning of berry softening to maturity
Table Grapes	Improved fruit finish and storability	5.0 – 6.0	500 – 600	3-4 applications from beginning of berry softening to maturity
Kiwi	Blossom end rot	4.0 – 8.5	400 – 850	Multiple applications
Ornamentals	Improved vase life	2.5	250	Weekly applications
Peaches, Nectarines	Improved fruit firmness	3.5 – 5.0	350 – 500	4-5 treatments from fruit-set
Potatoes	Internal brown spot	2.5 – 5.0	350 – 500	Multiple applications during periods of heat stress
Pears	Superficial scald	4.0 – 8.5	400 – 850	Multiple applications
Strawberries and other berries	Increased fruit firmness	3.0	300	3 applications in conjunction with last pre-harvest pesticide sprays

TANK MIXING COMPATIBILITY

Omex CalMax® is compatible with most, but not all, pesticides, growth regulators and micro-nutrients with regard to physical tank mixing and biological effects on the crop. However, Omex cannot accept any liability for any loss or damage as not all pesticides have been tested and because the efficacy of any mix will depend on, among other factors, the pesticide concerned, crop conditions, growth stage, weather and volumes of water used. Do not mix with phosphates or sulphates.

PRECAUTIONS

Omex CalMax® should be stored in frost free conditions with optimum storage range between 5-40°C. Omex CalMax® is a non-hazardous and non-flammable foliar fertiliser. Gloves and face shield should be worn when handling the concentrate. In situations of prolonged storage there may be slight settling of the nutrient particles. This is reversible on shaking.

PACKING - Omex CalMax® is available in HDPE drums of 0.25L, 0.5L, 1L, 3L, 5L, 10L capacity. Drums are fitted with tamper evident closures. 200 and 1000 Litre mini bulk available.

OMEX
AGRIFLUIDS

Omex Agrifluids Limited
Saddlebow Road • King's Lynn • Norfolk PE34 3JA • UK
t: +44 (0)1553 817 500 • f: +44 (0)1553 817 501
e: agrifluids@omex.com • www.omex.com

Omex CalMax® Gold

FUNCTION

Omex CalMax® Gold contains high levels of calcium, coupled with magnesium and a full complement of trace elements which are formulated for easy uptake. Calcium is found in cell walls where it contributes to cell integrity and the overall strength of the plant. However, in addition, Omex CalMax® Gold contains a range of selected amino acids specifically aimed at enhancing fruit set.

Omex CalMax® Gold is applied during flowering and these amino acids stimulate internal chemical pathways which promote fruit set, resulting in increased fruit yields. A combined Omex CalMax® Gold (around flowering) and Omex CalMax® (post fruit set) foliar programme gives a unique package which corrects calcium deficiency, improves fruit set, increases yield and helps improve firmness, storability, colour and finish in a range of fruits and vegetables.

DESCRIPTION

A unique water soluble suspension of calcium together with nitrogen, magnesium and trace elements plus amino acids.



Analysis of Omex CalMax® Gold

		Wt/Wt*	Wt/Vol
Nitrogen	N	10.00%	16.00%
Calcium	CaO	15.00%	24.00%
Magnesium	MgO	2.00%	3.20%
Manganese	(EDTA) Mn	0.10%	0.16%
Iron	(EDTA) Fe	0.10%	0.16%
Boron	B	0.050%	0.080%
Copper	(EDTA) Cu	0.050%	0.080%
Zinc	(EDTA) Zn	0.050%	0.080%
Molybdenum	Mo	0.001%	0.0016%
Amino Acids		5.50%	9.00%

pH (10% solution)

4.0-5.0

Specific Gravity

1.60-1.64 @ 18°C

*For registration purposes Wt/Wt concentrations are recommended.

DIRECTIONS FOR USE

The spray tank should be filled with half of the required amount of water. Measure the required amount of Omex CalMax® Gold and add to the tank whilst maintaining constant agitation. Add remaining water to correct dilution. Spray.

OMEX
AGRIFLUIDS



www.omex.com

DILUTION: Recommended water rate is 500-1500 Litres per hectare
Always shake container before opening



Recommendations for use:

CROP	RATE l/ha	RATE ml/100l	APPLICATION DETAILS
Apples, Top fruit, Stone fruit, Soft fruit (berries)	2.5	250	Apply to overcome stress symptoms caused by high temperature, moisture availability, pests and diseases or inadequate nutrition. 3 applications at bud break, full flower and petal fall.
Cucumber, Tomato, Aubergine, Beans	2.5	250	Apply to improve fruit set. 3 applications at bud break, full flower and petal fall.
Cotton	2.5	250	Apply to improve fruit set and to overcome stress symptoms caused by high temperature, moisture availability, pests and diseases or inadequate nutrition. 2-3 applications from 1st flowering then at weekly intervals.
Lettuce, Endive, Cabbage	2.5	250	Apply to overcome stress symptoms caused by high temperature, moisture availability, pests and diseases or inadequate nutrition. 1st application at 6/7 leaf stage then at 2 week intervals.
Melon, Grape	2.5	250	Apply to improve fruit set and to overcome stress symptoms caused by high temperature, moisture availability, pests and diseases or inadequate nutrition. 3 applications at bud break, full flower and petal fall.

TANK MIXING COMPATIBILITY

Omex CalMax® Gold is compatible with most, but not all, pesticides, growth regulators and micro-nutrients with regard to physical tank mixing and biological effects on the crop. However, Omex cannot accept any liability for any loss or damage as not all pesticides have been tested and because the efficacy of any mix will depend on, among other factors, the pesticide concerned, crop conditions, growth stage, weather and volumes of water used. Do not mix with phosphates or sulphates.

PRECAUTIONS

Omex CalMax® Gold should be stored in frost free conditions with optimum storage range between 5-40°C. Omex CalMax® Gold is a non-hazardous and non-flammable foliar fertiliser. Gloves and face shield should be worn when handling the concentrate. In situations of prolonged storage there may be slight settling of the nutrient particles. This is reversible on shaking.

PACKING - Omex CalMax® Gold is available in HDPE drums of 0.25L, 0.5L, 1L, 3L, 5L, 10L capacity. Drums are fitted with tamper evident closures. 200 and 1000 Litre mini bulk available.



Omex Agrifluids Limited
 Saddlebow Road • King's Lynn • Norfolk PE34 3JA • UK
 t: +44 (0)1553 817 500 • f: +44 (0)1553 817 501
 e: agrifluids@omex.com • www.omex.com

Omex CalMax® Ultra

FUNCTION

Omex CalMax® Ultra is a unique formulation containing calcium and eba™ additives, which act as a 'pump primer' to ensure calcium is effectively transported into plant cells even during periods of low metabolic activity. The increased leaf and fruit calcium allows for longer storage life and less risk of physical damage as well as a greater resilience to physiological breakdown.

Calcium is a primary constituent of all cell walls and membranes. Restrictions in the availability of calcium will adversely affect cell structure and function. Calcium deficiency is the major cause of a number of disorders including bitter pit in apples, fruit splitting and cracking, tip burn in lettuce and blossom end rot in tomatoes. Foliar applications of calcium are a common way of supplying extra calcium to prevent deficiency symptoms, however, all too often they prove to be ineffective despite relatively high rates of application.

DESCRIPTION

An inorganic suspension containing calcium and a balanced ratio of nitrogen, magnesium and micronutrients, formulated with eba™ additives to significantly improve calcium uptake.



Analysis of Omex CalMax® Ultra

		Wt/Wt*	Wt/Vol
Nitrogen	N	9.80%	14.60%
Calcium	CaO	14.60%	21.80%
Magnesium	MgO	1.95%	2.90%
Manganese	(EDTA) Mn	0.098%	0.15%
Iron	(EDTA) Fe	0.049%	0.073%
Boron	B	0.049%	0.073%
Copper	(EDTA) Cu	0.039%	0.058%
Zinc	(EDTA) Zn	0.019%	0.029%
Molybdenum	Mo	0.001%	0.0015%

pH (10% solution)	6.0-7.0
Specific Gravity	1.47-1.51 @ 18°C

*For registration purposes Wt/Wt concentrations are recommended.

DIRECTIONS FOR USE

The spray tank should be filled with half of the required amount of water. Measure the required amount of Omex CalMax® Ultra and add to the tank whilst maintaining constant agitation. Add remaining water to correct dilution. Spray.



DILUTION: Recommended water rate is 500-1500 Litres per hectare

Always shake container before opening



Recommendations for use:

CROP	NUMBER & APPLICATION TIMING	RATE l/ha	RATE ml/100l	APPLICATION DETAILS
Apples	Apply first spray at pink bud, followed by petal fall and early fruit set, then at 14-21 day intervals	1.0 - 3.0	100 - 300	From pink bud to harvest
Bush & Cane Fruit	Apply at 14 day intervals. Use the higher rate if plants are large or crops have undergone rapid growth	1.0 - 2.0	100 - 200	From flower bud to end of season
Coffee	3-4 applications during fruit formation	1.0 - 2.0	100 - 200	
Citrus & Mango	2 applications after the start of fruit development	1.0 - 2.0	100 - 200	Apply at intervals of 10-14 days
Field vegetables, Lettuce & Leafy Salads	4-6 applications starting shortly before head formation	1.0 - 2.0	100 - 200	To reduce brown heat in broccoli and internal browning in brussels sprouts. To reduce tip burn in lettuce, leafy salads, cabbage and cauliflower
Grapes	2-3 applications during fruit development	1.0 - 2.0	100 - 200	Apply at intervals of 10-14 days
Potatoes	Weekly applications after ridging	1.0 - 2.0	100 - 200	Multiple applications during periods of heat stress
Strawberries	Apply 0.5 l/ha at 7 day intervals or 1l/ha at 14 day intervals	0.5 - 1.0	50 -100	From flower bud to end of season
Tree Fruit	3-4 applications starting 6-8 weeks before harvest. Apply at 14-21 day intervals	1.0 - 3.0	100 - 300	Use to reduce cracking cherries and plums
Tomatoes, Cucumbers, Melons, Peppers,	3-6 applications during fruit development. Apply at intervals of 10-14 days	1.0 - 3.0	100 - 300	Blossom end rot

TANK MIXING COMPATIBILITY

Omex CalMax® Ultra is compatible with most, but not all, pesticides, growth regulators and micro-nutrients with regard to physical tank mixing and biological effects on the crop. However, Omex cannot accept any liability for any loss or damage as not all pesticides have been tested and because the efficacy of any mix will depend on, among other factors, the pesticide concerned, crop conditions, growth stage, weather and volumes of water used. Do not mix with phosphates or sulphates.

PRECAUTIONS

Omex CalMax® Ultra should be stored in frost free conditions with optimum storage range between 5-40°C. Omex CalMax® Ultra is a non-hazardous and non-flammable foliar fertiliser. Gloves and face shield should be worn when handling the concentrate. In situations of prolonged storage there may be slight settling of the nutrient particles. This is reversible on shaking.

PACKING - Omex CalMax® Ultra is available in HDPE drums of 0.25L, 0.5L, 1L, 3L, 5L, 10L capacity. Drums are fitted with tamper evident closures. 200 and 1000 Litre mini bulk available.



Omex Agrifluids Limited
 Saddlebow Road • King's Lynn • Norfolk PE34 3JA • UK
 t: +44 (0)1553 817 500 • f: +44 (0)1553 817 501
 e: agrifluids@omex.com • www.omex.com

Omex Sequential 1

FUNCTION

Nitrogen and phosphate are particularly important to the growing crop during the early vegetative stages. Deficiencies of phosphate will negatively effect the root development, vigour and yield of the crop.

Crop production in soils that are nutritionally depleted or where the soil moisture prevents adequate movement of nutrients in the root zone will require early applications of Omex Sequential 1. Omex Sequential 1 supplies magnesium which is often deficient in crops grown on light, sandy soils. Magnesium together with other micro nutrients, is vital for chlorophyll and protein synthesis.

DESCRIPTION

Fully water soluble fluid emulsion fertiliser containing NPK, magnesium and chelated trace elements.



Analysis of Omex Sequential 1

		Wt/Wt*	Wt/Vol
Nitrogen	N	6.55%	10.00%
Phosphate	P ₂ O ₅	26.20%	40.00%
Potassium	K ₂ O	13.10%	20.00%
Magnesium	MgO	0.98%	1.50%
Iron	(EDTA) Fe	0.111%	0.17%
Manganese	(EDTA) Mn	0.056%	0.085%
Copper	(EDTA) Cu	0.056%	0.085%
Zinc	(EDTA) Zn	0.056%	0.085%
Boron	B	0.023%	0.035%
Cobalt	(EDTA) Co	0.0008%	0.0012%
Molybdenum	Mo	0.0008%	0.0012%
pH (10% solution)		4.0-5.0	
Specific Gravity		1.51-1.55 @18°C	

*For registration purposes Wt/Wt concentrations are recommended.

DIRECTIONS FOR USE

The spray tank should be filled with half of the required amount of water. Measure the required amount of Omex Sequential 1 and add to the tank whilst maintaining constant agitation. Add remaining water to correct dilution. Spray.



DILUTION: Recommended water rate is 500-1500 Litres per hectare

Always shake container before opening

Apply as a nutrient programme with Omex Sequential 2



Recommendations for use:

CROP	RATE l/ha	RATE ml/100l	APPLICATION DETAILS
Cereals	2.5	250	Early in crop cycle. Follow by 2nd application 14 days later.
Paprika	2.0-3.0	200-300	1st application 3 weeks after transplanting, follow with a 2nd application 14 days later.
Roses & Ornamentals	2.0-3.0	200-300	Monthly applications on perennials. 2 applications 14 days apart on annuals during initial growth stages.
Strawberries	3.0	300	Single application 3 weeks after planting.
Tomatoes & Peppers	2.0-3.0	200-300	1st application 3 weeks after transplanting, follow by a 2nd application 14 days later.
Vegetables	2.0-3.0	200-300	1 to 2 applications early on in growth period of crop.
Other crops	3.0	300	For crops with phosphate deficiencies, repeat at 10-14 day intervals as required.

TANK MIXING COMPATIBILITY

Omex Sequential 1 is compatible with most, but not all, pesticides, growth regulators and micro-nutrients with regard to physical tank mixing and biological effects on the crop. However, Omex cannot accept any liability for any loss or damage as not all pesticides have been tested and because the efficacy of any mix will depend on, among other factors, the pesticide concerned, crop conditions, growth stage, weather and volumes of water used.

PRECAUTIONS

Omex Sequential 1 should be stored in frost free conditions with optimum storage range between 5-40°C. Omex Sequential 1 is a non-hazardous and non-flammable foliar fertiliser. Gloves and face shield should be worn when handling the concentrate. In situations of prolonged storage there may be slight settling of the nutrient particles. This is reversible on shaking.

PACKING - Omex Sequential 1 is available in HDPE drums of 0.25L, 0.5L, 1L, 3L, 5L, 10L capacity. Drums are fitted with tamper evident closures. 200 and 1000 Litre mini bulk available.



Omex Agrifluids Limited
 Saddlebow Road • King's Lynn • Norfolk PE34 3JA • UK
 t: +44 (0)1553 817 500 • f: +44 (0)1553 817 501
 e: agrifluids@omex.com • www.omex.com

Omex Sequential 2

FUNCTION

Potassium is required in significant concentrations during the later stages of the crop development. Potassium regulates stomatal movements and maintains metabolic systems for the transport of sugars. During reproductive growth stages, Omex Sequential 2 supplies essential potassium whilst maintaining other elements at optimal concentration.

Omex Sequential 2 supplies magnesium which is often deficient in crops grown on light, sandy soils. Magnesium together with other micro nutrients are vital for chlorophyll and protein synthesis.

DESCRIPTION

Fully water soluble fluid emulsion fertiliser containing NPK, magnesium and chelated trace elements.



Analysis of Omex Sequential 2

		Wt/Wt*	Wt/Vol
Nitrogen	N	6.33%	10.00%
Phosphate	P ₂ O ₅	12.66%	20.00%
Potassium	K ₂ O	25.32%	40.00%
Magnesium	MgO	0.95%	1.50%
Iron	(EDTA) Fe	0.111%	0.175%
Manganese	(EDTA) Mn	0.056%	0.088%
Copper	(EDTA) Cu	0.056%	0.088%
Zinc	(EDTA) Zn	0.056%	0.088%
Boron	B	0.022%	0.035%
Cobalt	(EDTA) Co	0.0007%	0.0011%
Molybdenum	Mo	0.0008%	0.0012%
pH (10% solution)		4.0-5.0	
Specific Gravity		1.56-1.60 @18°C	

*For registration purposes Wt/Wt concentrations are recommended.

DIRECTIONS FOR USE

The spray tank should be filled with half of the required amount of water. Measure the required amount of Omex Sequential 2 and add to the tank whilst maintaining constant agitation. Add remaining water to correct dilution. Spray.



DILUTION: Recommended water rate is 500-1500 Litres per hectare

Always shake container before opening

Apply as a nutrient programme with Omex Sequential 1



Recommendations for use:

CROP	RATE l/ha	RATE ml/100l	APPLICATION DETAILS
Cereals	2.5	250	For Potassium deficiencies, repeat every 10-14 days as necessary.
Paprika	2.0-3.0	200	1st application 3 weeks after transplanting, follow with a 2nd application 14 days later.
Roses & Ornamentals	2.0-3.0	200-300	Monthly applications on perennials. 2 applications 14 days apart on annuals during later growth stages.
Strawberries	3.0	300	Single application 3 weeks after planting.
Tomatoes & Peppers	2.0-3.0	200-300	1st application 3 weeks after transplanting, follow by a 2nd application 14 days later.
Vegetables	2.0-3.0	200-300	1 to 2 applications early on in growth period of crop.
Other crops	3.0	300	For crops with phosphate deficiencies repeat at 10-14 day intervals as required.

TANK MIXING COMPATIBILITY

Omex Sequential 2 is compatible with most, but not all, pesticides, growth regulators and micro-nutrients with regard to physical tank mixing and biological effects on the crop. However, Omex cannot accept any liability for any loss or damage as not all pesticides have been tested and because the efficacy of any mix will depend on, among other factors, the pesticide concerned, crop conditions, growth stage, weather and volumes of water used.

PRECAUTIONS

Omex Sequential 2 should be stored in frost free conditions with optimum storage range between 5-40°C. Omex Sequential 2 is a non-hazardous and non-flammable foliar fertiliser. Gloves and face shield should be worn when handling the concentrate. In situations of prolonged storage there may be slight settling of the nutrient particles. This is reversible on shaking.

PACKING - Omex Sequential 2 is available in HDPE drums of 0.25L, 0.5L, 1L, 3L, 5L, 10L capacity. Drums are fitted with tamper evident closures. 200 and 1000 Litre mini bulk available.



Omex Agrifluids Limited
 Saddlebow Road • King's Lynn • Norfolk PE34 3JA • UK
 t: +44 (0)1553 817 500 • f: +44 (0)1553 817 501
 e: agrifluids@omex.com • www.omex.com

Omex 3X Emulsion NEW

FUNCTION

Nitrogen, phosphate and potassium (NPK) should be readily available to the growing crop during the early vegetative stages. Deficiencies will negatively affect root development and yield.

Crop production in soils that are nutritionally depleted or where the soil moisture prevents adequate movement of nutrients in the root zone will require regular inputs of fully water soluble nutrient.

Magnesium is often deficient in crops grown on sandy soils and together with other micro nutrients is vital for chlorophyll and protein synthesis.

DESCRIPTION

Fully water soluble fluid emulsion fertiliser containing NPK, magnesium and chelated trace elements.



Analysis of Omex 3X Emulsion

		Wt/Wt*	Wt/Vol
Nitrogen	N	15.40%	24.00%
Phosphate	P ₂ O ₅	15.40%	24.00%
Potassium	K ₂ O	11.50%	18.00%
Magnesium	MgO	0.05%	0.078%
Iron	(EDTA) Fe	0.104%	0.162%
Manganese	(EDTA) Mn	0.052%	0.081%
Copper	(EDTA) Cu	0.103%	0.161%
Zinc	(EDTA) Zn	0.051%	0.081%
Boron	B	0.020%	0.031%
Cobalt	(EDTA) Co	0.0007%	0.0010%
Molybdenum	Mo	0.0008%	0.0012%
pH (10% solution)		5.5-6.5	
Specific Gravity		1.54-1.58 @18°C	

*For registration purposes Wt/Wt concentrations are recommended.

DIRECTIONS FOR USE

The spray tank should be filled with half of the required amount of water. Measure the required amount of Omex 3X Emulsion and add to the tank whilst maintaining constant agitation. Add remaining water to correct dilution. Spray.



DILUTION: Recommended water rate is 200-1500 Litres per hectare

Always shake container before opening



Recommendations for use:

CROP	RATE l/ha	RATE ml/100l	APPLICATION DETAILS
Cereals	2.5	500	1st application at tillering, 2nd application at booting stage
Citrus, Avocados & Mangoes	1.5-3.0	200	1st application before flowering followed by 2-4 applications at 14 day intervals after flowering
Coffee	1.5-3.0	200	Apply every 14 days or with regular fungicide spray
Fruits and Vines	1.5-3.0	200	Start before flowering, repeat every 14 days
Nursery Trees	1.5-3.0	50-100	Use lower rate on seedbeds and high rates on pots
Potatoes	2.0-3.0	500	1st application 1 month after planting followed by 2-4 applications at 14 day intervals
Roses & Ornamentals	1.0-2.0	50-100	Apply every 14 days. Use low rates on young plants
Strawberries and Other Berries	1.5-3.0	200	Apply every 14 days
Tomatoes & Peppers	1.5-2.0	300	Apply every 14 days
Vegetables	2.0-2.5	400	1st application 3 weeks after planting, followed by 2-4 applications at 14 day intervals

TANK MIXING COMPATIBILITY

Omex 3X Emulsion is compatible with most, but not all, pesticides, growth regulators and micro-nutrients with regard to physical tank mixing and biological effects on the crop. However, Omex cannot accept any liability for any loss or damage as not all pesticides have been tested and because the efficacy of any mix will depend on, among other factors, the pesticide concerned, crop conditions, growth stage, weather and volumes of water used.

PRECAUTIONS

Omex 3X Emulsion should be stored in frost free conditions with optimum storage range between 5-40°C. Omex 3X Emulsion is a non-hazardous and non-flammable foliar fertiliser. Gloves and face shield should be worn when handling the concentrate. In situations of prolonged storage there may be slight settling of the nutrient particles. This is reversible on shaking.

PACKING - Omex 3X Emulsion is available in HDPE drums of 0.25L, 0.5L, 1L, 3L, 5L, 10L capacity. Drums are fitted with tamper evident closures. 200 and 1000 Litre mini bulk available.

OMEX
AGRIFLUIDS

Omex Agrifluids Limited
Saddlebow Road • King's Lynn • Norfolk PE34 3JA • UK
t: +44 (0)1553 817 500 • f: +44 (0)1553 817 501
e: agrifluids@omex.com • www.omex.com

Omex K41 **NEW**

FUNCTION

Potassium is a macro element required in large amounts for normal plant growth and development. It is integrally involved in metabolism and plant water relations. An important function of Omex K41 is controlling stomatal movements. Potassium also plays an important role in photosynthesis and is involved in transport of sugars from the leaf.

Visual deficiencies of potassium are light mottling of the leaves around the margins and between the veins. In many crops, eg cucurbits and sugar beet, applications of potassium can induce magnesium deficiency. Omex K41 is formulated to supply both potassium and magnesium to the plant without causing a nutritional imbalance.

DESCRIPTION

Omex K41 is a highly concentrated, water soluble emulsion containing potassium, magnesium and sulphur.



Analysis of Omex K41

		Wt/Wt*	Wt/Vol
Nitrogen	N	2.00%	3.00%
Potassium	K ₂ O	26.40%	41.00%
Magnesium	MgO	1.60%	2.50%
Sulphur	S	4.80%	7.30%

pH (10% solution)

5.0-6.0

Specific Gravity

1.52-1.56 @18°C

*For registration purposes Wt/Wt concentrations are recommended.

DIRECTIONS FOR USE

The spray tank should be filled with half of the required amount of water. Measure the required amount of Omex K41 and add to the tank whilst maintaining constant agitation. Add remaining water to correct dilution. Spray.

OMEX
AGRIFLUIDS



www.omex.com

DILUTION: Recommended water rate is 500-1500 Litres per hectare

Always shake container before opening



Recommendations for use:

CROP	RATE l/ha	RATE ml/100l	APPLICATION DETAILS
Almonds	3.0-5.0	300-500	2-3 applications required from jacket split to hull split
Apples	3.0-5.0	300-500	2-3 applications from fruitlet stage
Apricots	3.0-5.0	300-500	2-3 applications from fruit set to colour
Avocados	3.0-6.0	300-500	Multiple applications up to 30 days before harvest
Cucumber	3.0-5.0	300-500	2-3 applications from full bloom
Melons	3.0-5.0	300-500	2-3 applications from flowering to fruit sizing
Peppers & Tomatoes	3.0-5.0	300-500	2-3 applications from fruit set to colour
Potatoes	3.0-5.0	300-500	2-3 applications from flowering to tuber set
Table Grapes	3.0-5.0	300-500	2-3 applications from bloom to ripening

TANK MIXING COMPATIBILITY

Omex K41 is compatible with most, but not all, pesticides, growth regulators and micro-nutrients with regard to physical tank mixing and biological effects on the crop. However, Omex cannot accept any liability for any loss or damage as not all pesticides have been tested and because the efficacy of any mix will depend on, among other factors, the pesticide concerned, crop conditions, growth stage, weather and volumes of water used.

PRECAUTIONS

Omex K41 should be stored in frost free conditions with optimum storage range between 5-40°C. Omex K41 is a non-hazardous and non-flammable foliar fertiliser. Gloves and face shield should be worn when handling the concentrate. In situations of prolonged storage there may be slight settling of the nutrient particles. This is reversible on shaking.

PACKING: Omex K41 is available in HDPE drums of 0.25L, 0.5L, 1L, 3L, 5L, 10L capacity. Drums are fitted with tamper evident closures. 200 and 1000 Litre mini bulk available.

Omex Agrifluids Limited
Saddlebow Road • King's Lynn • Norfolk PE34 3JA • UK
t: +44 (0)1553 817 500 • f: +44 (0)1553 817 501
e: agrifluids@omex.com • www.omex.com

OMEX
AGRIFLUIDS

Omex NK60

FUNCTION

Potassium is a macro element required in large amounts for normal plant growth and development. It is integrally involved in metabolism and plant water relations. An important function of Omex NK60 is controlling stomatal movements. Potassium plays an important role in photosynthesis and is also involved in the transport of sugars from the leaf. Visual deficiencies of potassium are light mottling of the leaves around the margins and between the veins. In cotton, the leaf tip and margin will curl downwards and ultimately the leaf becomes rust coloured, brittle and drop prematurely thus stopping boll development.

DESCRIPTION

Omex NK60 is a highly concentrated, water soluble emulsion containing both potassium and nitrogen.



Analysis of Omex NK60

		Wt/Wt*	Wt/Vol
Nitrogen	N	7.60%	11.10%
Potassium	K ₂ O	26.70%	39.00%
Chloride	less than 1.00%		
pH (10% solution)		6.25-7.25	
Specific Gravity		1.44-1.48 @ 18°C	

*For registration purposes Wt/Wt concentrations are recommended.

DIRECTIONS FOR USE

The spray tank should be filled with half of the required amount of water. Measure the required amount of Omex NK60 and add to the tank whilst maintaining constant agitation. Add remaining water to correct dilution. Spray.

OMEX
AGRIFLUIDS



www.omex.com

DILUTION: Recommended water rate is 500-1500 Litres per hectare

Always shake container before opening



Recommendations for use:

CROP	RATE l/ha	RATE ml/100l	APPLICATION DETAILS
Avocados	2.5	500	Multiple applications required up to 30 days before harvest
Apples	2.0	400	2-3 applications starting at petal fall to fruitlet stage
Citrus	2.0	400	1-3 applications
Cotton	2.5	500	2 applications at beginning and end of boll ripening. Apply with boron at 2 litres/Ha
Ornamentals	2.0	400	3-4 applications during main growth stage
Grapes	2.0	400	2-3 applications from flowering to ripening
Maize	2.0	400	1-2 applications during growth period
Olives	2.0	400	3-4 applications during fruit development
Peppers & Tomatoes	2.5	500	2-3 applications from fruit set
Potatoes	2.0	400	2-3 applications from flowering to tuberisation
Rice	2.0	400	2 applications starting at flowering

TANK MIXING COMPATIBILITY

Omex NK60 is compatible with most, but not all, pesticides, growth regulators and micro-nutrients with regard to physical tank mixing and biological effects on the crop. However, Omex cannot accept any liability for any loss or damage as not all pesticides have been tested and because the efficacy of any mix will depend on, among other factors, the pesticide concerned, crop conditions, growth stage, weather and volumes of water used.

PRECAUTIONS

Omex NK60 should be stored in frost free conditions with optimum storage range between 5-40°C. Omex NK60 is a non-hazardous and non-flammable foliar fertiliser. Gloves and face shield should be worn when handling the concentrate. In situations of prolonged storage there may be slight settling of the nutrient particles. This is reversible on shaking.

PACKING: Omex NK60 is available in HDPE drums of 0.25L, 0.5L, 1L, 3L, 5L, 10L capacity. Drums are fitted with tamper evident closures. 200 and 1000 Litre mini bulk available.

OMEX
AGRIFLUIDS

Omex Agrifluids Limited
Saddlebow Road • King's Lynn • Norfolk PE34 3JA • UK
t: +44 (0)1553 817 500 • f: +44 (0)1553 817 501
e: agrifluids@omex.com • www.omex.com

Omex Citromax

FUNCTION

Omex Citromax provides essential zinc and manganese which are two common deficiencies in citrus worldwide.

Zinc is an important component of enzyme systems. When deficient, citrus leaves will produce distinctive yellow mottling with reduced leaf size. If the zinc deficiency is not treated, leaves will become narrow, short and almost yellow, twig die back will occur and fruit will be bleached and misshapen.

Manganese is also an important element for enzyme activity. The effects of manganese deficiency in citrus will appear on the leaves as light green marbling.

DESCRIPTION

Omex Citromax is a highly concentrated emulsion of zinc and manganese salts. Omex Citromax is chloride free and fully water soluble.



Analysis of Omex Citromax

		Wt/Wt*	Wt/Vol
Nitrogen	N	3.50%	5.80%
Manganese	Mn	8.10%	13.50%
Zinc	Zn	8.10%	13.50%
Sulphur	SO ₃	22.25%	37.00%
pH (10% solution)		2.65-3.65	
Specific Gravity		1.66-1.70 @18°C	

*For registration purposes Wt/Wt concentrations are recommended.

DIRECTIONS FOR USE

The spray tank should be filled with half of the required amount of water. Measure the required amount of Omex Citromax and add to the tank whilst maintaining constant agitation. Add remaining water to correct dilution. Spray.

OMEX
AGRIFLUIDS



www.omex.com

DILUTION: Recommended water rate is 500-1500 Litres per hectare

Always shake container before opening



Recommendations for use:

CROP	RATE l/ha	RATE ml/100l	APPLICATION DETAILS
Apples	3.0-5.0	300-500	Apply during vegetative growth
Avocados	3.0-5.0	300-500	Apply during flushes of growth
Citrus	3.0-5.0	300-500	Apply during spring and summer growth
Ornamentals	3.0-5.0	200-250	Apply during spring growth flushes
Other crops with Mn & Zn deficiency	3.0-5.0	300-500	As required

TANK MIXING COMPATIBILITY

Omex Citromax is compatible with most, but not all, pesticides, growth regulators and micro-nutrients with regard to physical tank mixing and biological effects on the crop. However, Omex cannot accept any liability for any loss or damage as not all pesticides have been tested and because the efficacy of any mix will depend on, among other factors, the pesticide concerned, crop conditions, growth stage, weather and volumes of water used.

PRECAUTIONS

Omex Citromax should be stored in frost free conditions with optimum storage range between 5-40°C. Omex Citromax is a non-hazardous and non-flammable foliar fertiliser. Gloves and face shield should be worn when handling the concentrate. In situations of prolonged storage there may be slight settling of the nutrient particles. This is reversible on shaking.

PACKING: Omex Citromax is available in HDPE drums of 0.25L, 0.5L, 1L, 3L, 5L, 10L capacity. Drums are fitted with tamper evident closures. 200 and 1000 Litre mini bulk available.

OMEX
AGRIFLUIDS

Omex Agrifluids Limited
Saddlebow Road • King's Lynn • Norfolk PE34 3JA • UK
t: +44 (0)1553 817 500 • f: +44 (0)1553 817 501
e: agrifluids@omex.com • www.omex.com

Omex Micromax

FUNCTION

Micro-elements are essential for plant development and crop yield, however under certain circumstances micro nutrients may become seriously deficient in plant tissue owing to adverse soil type, soil pH and soil moisture. Deficiencies of micro-elements will cause a breakdown of complex metabolic systems involved in photosynthesis, respiration and amino acid synthesis.

Omex Micromax applications provide the crop with a balanced range of micro-elements which can be readily absorbed through the leaves or the roots.

DESCRIPTION

Water soluble fluid emulsion containing chelated micro-elements, magnesium and sulphur.



Analysis of Omex Micromax

			Wt/Wt*	Wt/Vol
Iron	(EDTA)	Fe	2.00%	2.60%
Zinc	(EDTA)	Zn	2.00%	2.60%
Manganese	(EDTA)	Mn	1.50%	1.95%
Boron		B	0.75%	1.00%
Copper	(EDTA)	Cu	0.25%	0.33%
Molybdenum		Mo	0.025%	0.03%
Magnesium		MgO	1.00%	1.30%
Sulphur		S	1.40%	1.82%
pH (10% solution)			5.7-6.7	
Specific Gravity			1.30-1.34 @ 18°C	

*For registration purposes Wt/Wt concentrations are recommended.

DIRECTIONS FOR USE

The spray tank should be filled with half of the required amount of water. Measure the required amount of Omex Micromax and add to the tank whilst maintaining constant agitation. Add remaining water to correct dilution. Spray.

OMEX
AGRIFLUIDS



www.omex.com

DILUTION: Recommended water rate is 500-1500 Litres per hectare

Always shake container before opening



Recommendations for use:

CROP	RATE l/ha	RATE ml/100l	APPLICATION DETAILS
Avocado	1.0	100	2-3 applications, 1st spray after flowering followed at 4 week intervals
Berry fruit	1.0	100-200	3 applications, 1st spray 2 months after planting then at 30 day intervals
Cereals	1.0	250	2-4 applications, 1st spray at tillering, 2nd at stem extension, 3rd at ear emergence
Citrus	1.5	150	3 applications from bud formation to 2nd leaf flush
Coffee	1.0	100	2-3 applications, 1st spray 1 month before main flowering, 2nd at new growth
Cotton	1.0	200	2-4 applications, 1st at bud formation, then at 15 day intervals, then spray 1 month after flowering
Cucumber & Melon	1.0	200	2-4 applications, 1st spray 30-40 days after germination followed at 10 day intervals
Grapes	1.5	100-150	2-3 applications from 2 weeks after leaf emergence to fruit
Kiwi	1.5	150	4 applications starting 2 weeks after leaf emergence
Leaf vegetables	1.0	200	3-5 applications, 1st spray 30 days after planting followed at 10-15 day intervals
Nuts	1.0	100	2-4 applications, 1st spray after flowering followed at 30 day intervals
Olives	1.5	150	3 applications 1st on mature trees after fruit set followed at 1 month intervals
Onions	0.75	150	2-4 applications, 1st spray 30 days after planting followed at 10-15 day intervals
Passion fruit	1.0	100	3-4 applications, 1st spray before flowering followed at 15 day intervals
Peas & Beans	0.75	150	2-3 applications 1st spray at bud formation then at 10 day intervals
Pineapple	1.0	50	4-6 applications, 1st spray 1 month after planting followed at monthly intervals
Pome fruit	1.0	100-150	3-4 applications 1st pre-blossom, 2nd post blossom, 3rd at second leaf flush stage
Potatoes	1.0	250	2-5 applications at 15 day intervals
Stone fruit	1.0	66-100	1st application after flowering, 2nd application at fruit set
Tea	1.0	100	3 applications, 1st at start of rains, 2nd after 1st pick, 3rd 1 month later
Tobacco	0.75	100-200	2-3 applications 1st 15 days after transplanting followed 10-15 days later
Tomatoes	1.0	100-200	2-5 applications at 10 day intervals from the start of flowering

TANK MIXING COMPATIBILITY

Omex Micromax is compatible with most, but not all, pesticides, growth regulators and micro-nutrients with regard to physical tank mixing and biological effects on the crop. However, Omex cannot accept any liability for any loss or damage as not all pesticides have been tested and because the efficacy of any mix will depend on, among other factors, the pesticide concerned, crop conditions, growth stage, weather and volumes of water used.

PRECAUTIONS

Omex Micromax should be stored in frost free conditions with optimum storage range between 5-40°C. Omex Micromax is a non-hazardous and non-flammable foliar fertiliser. Gloves and face shield should be worn when handling the concentrate. In situations of prolonged storage there may be slight settling of the nutrient particles. This is reversible on shaking.

PACKING: Omex Micromax is available in HDPE drums of 0.25L, 0.5L, 1L, 3L, 5L, 10L capacity. Drums are fitted with tamper evident closures. 200 and 1000 Litre mini bulk available.



Omex Agrifluids Limited
 Saddlebow Road • King's Lynn • Norfolk PE34 3JA • UK
 t: +44 (0)1553 817 500 • f: +44 (0)1553 817 501
 e: agrifluids@omex.com • www.omex.com

Omex Quad 14

FUNCTION

Omex Quad 14 provides soluble calcium to the plant to prevent deficiencies associated with this element which usually occur during periods of water stress and high transpiration rates. The presence of phosphorus and potassium in the formulation ensures balanced nutrition to aid rapid recovery from stress periods.

DESCRIPTION

Omex Quad 14 is a unique totally water soluble liquid suspension containing 140gm per litre each of nitrogen, phosphorus, potassium and calcium. P in the form of phosphite, aids efficient uptake and assimilation of calcium in the plant and improves plant health.



Analysis of Omex Quad 14

		Wt/Wt*	Wt/Vol
Nitrogen	N	9.0%	14.76%
Phosphate	P ₂ O ₅	9.0%	14.76%
Potassium	K ₂ O	9.0%	14.76%
Calcium	Ca	9.0%	14.76%
pH (10% solution)		2.0-3.0	
Specific Gravity		1.62-1.66 @18°C	

*For registration purposes Wt/Wt concentrations are recommended.

DIRECTIONS FOR USE

The spray tank should be filled with half of the required amount of water. Measure the required amount of Omex Quad 14 and add to the tank whilst maintaining constant agitation. Add remaining water to correct dilution. Spray.



www.omex.com

DILUTION: Recommended water rate is 200-500L/ha

Always shake container before opening



Recommendations for use:

CROP	CONDITION CONTROLLED	RATE l/ha	RATE ml/100l	APPLICATION DETAILS
Baby leaf Salads	Improves shelf life & tip burn	2.5	500	2 applications
Broccoli, Cabbage, Cauliflower	Tip burn reduction	1.5-2.5	250-500	4-6 applications starting before head formation
Celery	Black heart reduction	2.5	500	7 day intervals
Courgettes, Cucumbers, Melons	Reduces blossom end rot & improves shelf life	2.5	500	7 day intervals, start after flowering
Leafy Vegetables	Improves firmness & shelf life	1.5-2.5	250-500	Frequent applications
Potatoes	Reduces internal brown spot, hollow heart, tuber splitting, improves skin set	1.5-3.0	250-600	Start application early in crop cycle before 10-14 day intervals.
Roses & Ornamentals	Improves stem strength	3.0	600	14 day intervals
Tomatoes, Peppers & Egg Plants	Reduces blossom end rot & improves shelf life	1.5-3.0	250-600	7-10 day intervals

TANK MIXING COMPATIBILITY

Omex Quad 14 is compatible with most, but not all, pesticides, growth regulators and micro-nutrients with regard to physical tank mixing and biological effects on the crop. However, Omex cannot accept any liability for any loss or damage as not all pesticides have been tested and because the efficacy of any mix will depend on, among other factors, the pesticide concerned, crop conditions, growth stage, weather and volumes of water used.

PRECAUTIONS

Omex Quad 14 should be stored in frost free conditions with optimum storage range between 5-40°C. Omex Quad 14 is a non-hazardous and non-flammable foliar fertiliser. Gloves and face shield should be worn when handling the concentrate. In situations of prolonged storage there may be slight settling of the nutrient particles. This is reversible on shaking.

PACKING: Omex Quad 14 is available in HDPE drums of 0.25L, 0.5L, 1L, 3L, 5L, 10L capacity. Drums are fitted with tamper evident closures. 200 and 1000 Litre mini bulk available.

Omex Agrifluids Limited
 Saddlebow Road • King's Lynn • Norfolk PE34 3JA • UK
 t: +44 (0)1553 817 500 • f: +44 (0)1553 817 501
 e: agrifluids@omex.com • www.omex.com



Omex FeN Feed

FUNCTION

Iron plays an important role in respiratory and photosynthetic reactions. Iron deficiency occurs especially in calcareous, alkaline soils (pH higher than 8.0).

Iron deficiency will produce distinctive yellow stripes on leaves of small grains with younger leaves and tissues showing symptoms early. Fruit crops (apples, pears, grapes) will exhibit chlorotic interveinal tissues with major and minor veins remaining green.

DESCRIPTION

Fully water soluble fluid emulsion containing iron EDTA chelate and nitrogen.



Analysis of Omex FeN Feed

		Wt/Wt*	Wt/Vol
Nitrogen	N	5.00%	6.55%
Iron	(EDTA) Fe	5.00%	6.55%
pH (10% solution)		5.5-6.5	
Specific Gravity		1.29-1.33 @ 18°C	

*For registration purposes Wt/Wt concentrations are recommended.

DIRECTIONS FOR USE

The spray tank should be filled with half of the required amount of water. Measure the required amount of Omex FeN Feed and add to the tank whilst maintaining constant agitation. Add remaining water to correct dilution. Spray.



DILUTION: Recommended water rate is 500-1500 Litres per hectare

Always shake container before opening



Recommendations for use:

CROP	RATE l/ha	RATE ml/100l	APPLICATION DETAILS
Apples	2.0-4.0	200-400	Apply during periods of active growth, if deficiency severe repeat applications at 10-14 days
Beans	2.0-4.0	200-400	Apply during periods of active growth, if deficiency severe repeat applications at 10-14 days
Brassicas	2.0-4.0	200-400	Apply during periods of active growth, if deficiency severe repeat applications at 10-14 days
Grapes	2.0-4.0	200-400	Apply during periods of active growth, if deficiency severe repeat applications at 10-14 days
Pears	2.0-4.0	200-400	Apply during periods of active growth, if deficiency severe repeat applications at 10-14 days
Peas	2.0-4.0	200-400	Apply during periods of active growth, if deficiency severe repeat applications at 10-14 days
Strawberries	2.0-4.0	200-400	Apply during periods of active growth, if deficiency severe repeat applications at 10-14 days
Tomatoes	2.0-4.0	200-400	Apply during periods of active growth, if deficiency severe repeat applications at 10-14 days

TANK MIXING COMPATIBILITY

Omex FeN Feed is compatible with most, but not all, pesticides, growth regulators and micro-nutrients with regard to physical tank mixing and biological effects on the crop. However, Omex cannot accept any liability for any loss or damage as not all pesticides have been tested and because the efficacy of any mix will depend on, among other factors, the pesticide concerned, crop conditions, growth stage, weather and volumes of water used.

PRECAUTIONS

Omex FeN Feed should be stored in frost free conditions with optimum storage range between 5-40°C. Omex FeN Feed is a non-hazardous and non-flammable foliar fertiliser. Gloves and face shield should be worn when handling the concentrate. In situations of prolonged storage there may be slight settling of the nutrient particles. This is reversible on shaking.

PACKING: Omex FeN Feed is available in HDPE drums of 0.25L, 0.5L, 1L, 3L, 5L, 10L capacity. Drums are fitted with tamper evident closures. 200 and 1000 Litre mini bulk available.

Omex Agrifluids Limited
 Saddlebow Road • King's Lynn • Norfolk PE34 3JA • UK
 t: +44 (0)1553 817 500 • f: +44 (0)1553 817 501
 e: agrifluids@omex.com • www.omex.com



Omex Folicao

FUNCTION

Omex Folicao is a high concentration liquid foliar fertiliser, designed to be applied to the foliar parts of the cocoa tree and many other crops.

Regular applications of Omex Folicao will improve the quality and yield of cocoa and other crops.

Omex Folicao has a very positive impact on the performance of the cocoa, with more abundant and larger pods and improved quality cocoa beans.



DESCRIPTION

A fully water soluble suspension fertiliser containing NPK, magnesium and chelated trace elements.

Analysis of Omex Folicao

		Wt/Wt*	Wt/Vol
Nitrogen	N	8.70%	13.50%
Nitrate		6.60%	10.30%
Ammonium		2.10%	3.20%
Phosphate	P ₂ O ₅	17.20%	27.00%
Potassium	K ₂ O	17.20%	27.00%
Magnesium	MgO	1.00%	1.60%
Iron	(EDTA) Fe	0.106%	0.166%
Zinc	(EDTA) Zn	0.053%	0.083%
Copper	(EDTA) Cu	0.053%	0.083%
Manganese	(EDTA) Mn	0.053%	0.083%
Boron	B	0.022%	0.034%
Cobalt	(EDTA) Co	0.0008%	0.0012%
Molybdenum	Mo	0.0008%	0.0012%
pH (10% solution)		4.0-5.0	
Specific Gravity		1.54-1.58 @ 18°C	

*For registration purposes Wt/Wt concentrations are recommended.

DIRECTIONS FOR USE

The spray tank should be filled with half of the required amount of water. Measure the required amount of Omex Folicao and add to the tank whilst maintaining constant agitation. Add remaining water to correct dilution. Spray.



DILUTION: Recommended water rate is 500-1500 Litres per hectare

Always shake container before opening



Recommendations for use:

CROP	RATE l/ha	RATE ml/100l	APPLICATION DETAILS
Cocoa	2.0-4.0	200-400 (30-60ml/15l)	Apply during periods of active growth, if deficiency severe repeat applications at 10-14 days
Beans	2.0-4.0	200-400	Apply during periods of active growth, if deficiency severe repeat applications at 10-14 days
Brassicas	2.0-4.0	200-400	Apply during periods of active growth, if deficiency severe repeat applications at 10-14 days
Maize, Rice, Sorghum	2.0-4.0	200-400	Apply during periods of active growth, if deficiency severe repeat applications at 10-14 days
Potatoes	2.0-4.0	200-400	Apply during periods of active growth, if deficiency severe repeat applications at 10-14 days
Peas	2.0-4.0	200-400	Apply during periods of active growth, if deficiency severe repeat applications at 10-14 days
Tomatoes	2.0-4.0	200-400	Apply during periods of active growth, if deficiency severe repeat applications at 10-14 days
Cassava	2.0-4.0	200-400	Apply during periods of active growth, if deficiency severe repeat applications at 10-14 days

TANK MIXING COMPATIBILITY

Omex Folicao is compatible with most, but not all, pesticides, growth regulators and micro-nutrients with regard to physical tank mixing and biological effects on the crop. However, Omex cannot accept any liability for any loss or damage as not all pesticides have been tested and because the efficacy of any mix will depend on, among other factors, the pesticide concerned, crop conditions, growth stage, weather and volumes of water used.

PRECAUTIONS

Omex Folicao should be stored in frost free conditions with optimum storage range between 5-40°C. Omex Folicao is a non-hazardous and non-flammable foliar fertiliser. Gloves and face shield should be worn when handling the concentrate. In situations of prolonged storage there may be slight settling of the nutrient particles. This is reversible on shaking.

PACKING: Omex Folicao is available in HDPE drums of 0.25L, 0.5L, 1L, 3L, 5L, 10L capacity. Drums are fitted with tamper evident closures. 200 and 1000 Litre mini bulk available.

Omex Agrifluids Limited
Saddlebow Road • King's Lynn • Norfolk PE34 3JA • UK
t: +44 (0)1553 817 500 • f: +44 (0)1553 817 501
e: agrifluids@omex.com • www.omex.com

Omex Foliar Boron

FUNCTION

Boron is actively involved in the transport of sugars across cell walls and the synthesis of cell wall material. Because of the impact on cell development, Boron deficiencies will retard new growth and development.

Boron deficiency affects a range of crops including root crops, oil seeds, cotton, vines, field brassicas and other vegetables. The primary factors affecting boron availability are soil pH and soil moisture. Crop production on dry soils with pH >6.5 should be identified as being at greatest risk of boron deficiency.

Boron deficiency will cause brittle leaves in sorghum, brassica and sugar beet crops. Cotton is also very susceptible to boron deficiency causing distorted flowers leading to flower and boll shedding in severe cases.

Pollination is greatly influenced by boron availability. Sufficient boron is required for pollen producing capacity and pollen grain viability. Grapes particularly require adequate boron if impaired fertilisation is to be avoided.

DESCRIPTION

Fully water soluble solution fertiliser containing nitrogen and boron.



Analysis of Omex Foliar Boron

		Wt/Wt*	Wt/Vol
Nitrogen	N	4.80%	6.50%
Boron	B	11.00%	15.00%

pH (10% solution)	8.0-9.0
Specific Gravity	1.35-1.39 @ 18°C

*For registration purposes Wt/Wt concentrations are recommended.

DIRECTIONS FOR USE

The spray tank should be filled with half of the required amount of water. Measure the required amount of Omex Foliar Boron and add to the tank whilst maintaining constant agitation. Add remaining water to correct dilution. Spray.



DILUTION: Recommended water rate is 500-1500 Litres per hectare

Always shake container before opening



Recommendations for use:

CROP	RATE l/ha	RATE ml/100l	APPLICATION DETAILS
Carrots	2.0	400	1st application at 6-8 leaf stage, 2nd application after 3 weeks
Coffee	2.0	200	2 applications, before and after flowering
Cotton	1.0-2.0	200-400	Apply at 5-7 leaf stage, early square stage and early boll stage
Fruit	2.0	200	3 applications per season, 1st spray after petal fall followed at 2-3 week intervals
Legumes	1.0	200	Before flowering
Olives	2.0	200	2 applications, before and after flowering
Other crops	1.0-2.0	200-400	Apply up to 3 times per season
Stonefruit	1.0	100	After harvest before leaf fall
Strawberries	2.0	200	2 applications, before and after flowering
Sugarbeet	3.0	600	1st application at 6-8 leaf stage, 2nd application 2-3 weeks later, before crop meets across row
Vegetables	2.0-3.0	400	1st application at seedling stage when leaf area is sufficient. 2nd application before flowering

TANK MIXING COMPATIBILITY

Omex Foliar Boron is compatible with most, but not all, pesticides, growth regulators and micro-nutrients with regard to physical tank mixing and biological effects on the crop. However, Omex cannot accept any liability for any loss or damage as not all pesticides have been tested and because the efficacy of any mix will depend on, among other factors, the pesticide concerned, crop conditions, growth stage, weather and volumes of water used. Do not mix with phosphates or sulphates.

PRECAUTIONS

Omex Foliar Boron should be stored in frost free conditions with optimum storage range between 5-40°C. Omex Foliar Boron is a non-hazardous and non-flammable foliar fertiliser. Gloves and face shield should be worn when handling the concentrate. In situations of prolonged storage there may be slight settling of the nutrient particles. This is reversible on shaking.

PACKING: Omex Foliar Boron is available in HDPE drums of 0.25L, 0.5L, 1L, 3L, 5L, 10L capacity. Drums are fitted with tamper evident closures. 200 and 1000 Litre mini bulk available.

Omex Agrifluids Limited
Saddlebow Road • King's Lynn • Norfolk PE34 3JA • UK
t: +44 (0)1553 817 500 • f: +44 (0)1553 817 501
e: agrifluids@omex.com • www.omex.com

Omex Magnesium Plus

FUNCTION

Magnesium is a vital constituent of chlorophyll and is therefore a crucial element in all crops. Magnesium deficiency is often experienced in areas of light sandy soils with a low pH. Magnesium deficiency will be exhibited as pale white stripes on the leaf, leaf tip browning and reddish interveinal discoloration. Magnesium deficient plants will be characterised by lack of vigour and delayed reproductive stages. A wide range of crops are susceptible to magnesium deficiency including cereals, vegetables, brassicas, cotton, maize, fruit, root crops and horticultural produce.

DESCRIPTION

Fully water soluble fluid emulsion fertiliser containing high concentrations of nitrogen, magnesium, manganese and sulphur.



Analysis of Omex Magnesium Plus

		Wt/Wt*	Wt/Vol
Nitrogen	N	6.80%	9.50%
Magnesium	MgO	9.30%	13.00%
Manganese	Mn	1.45%	2.00%
Sulphur	SO ₃	1.80%	2.50%

pH (10% solution)	0.5-1.5
Specific Gravity	1.40-1.44 @ 18°C

*For registration purposes Wt/Wt concentrations are recommended.

DIRECTIONS FOR USE

The spray tank should be filled with half of the required amount of water. Measure the required amount of Omex Magnesium Plus and add to the tank whilst maintaining constant agitation. Add remaining water to correct dilution. Spray.



DILUTION: Recommended water rate is 200-1500 Litres per hectare

Always shake container before opening

Recommendations for use:

CROP	RATE l/ha	RATE ml/100l	APPLICATION DETAILS
Cereals	1.25	600	Maintenance application at start of tillering
	2.50	1200	Where deficiency is confirmed, repeat if required
	5.0	2500	At start of flowering to end of milky ripe
Grassland	1.25	600	Maintenance application at onset of spring growth
	2.50	1200	Where deficiency is confirmed, repeat every 10 days until corrected
Oilseed rape	1.25	600	Maintenance application at start of spring growth
	2.50	1200	Where deficiency is confirmed - repeat every 14 days until corrected
Potatoes	1.25	600	Maintenance application at row meet
	2.50	1200	Where deficiency is confirmed - repeat every 14 days up to 10 applications
Sugar beet	1.25	600	Maintenance application at 6 leaf stage
	2.50	1200	Where deficiency is confirmed, repeat if required
Top fruit	2.50	600	Where deficiency is confirmed repeat application every 10 days
Vegetables	2.50	600	Apply as required where deficiency is confirmed

TANK MIXING COMPATIBILITY

Omex Magnesium Plus is compatible with most, but not all, pesticides, growth regulators and micro-nutrients with regard to physical tank mixing and biological effects on the crop. However, Omex cannot accept any liability for any loss or damage as not all pesticides have been tested and because the efficacy of any mix will depend on, among other factors, the pesticide concerned, crop conditions, growth stage, weather and volumes of water used.

PRECAUTIONS

Omex Magnesium Plus should be stored in frost free conditions with optimum storage range between 5-40°C. Omex Magnesium Plus is a non-hazardous and non-flammable foliar fertiliser. Gloves and face shield should be worn when handling the concentrate. In situations of prolonged storage there may be slight settling of the nutrient particles. This is reversible on shaking.

PACKING: Omex Magnesium Plus is available in HDPE drums of 0.25L, 0.5L, 1L, 3L, 5L, 10L capacity. Drums are fitted with tamper evident closures. 200 and 1000 Litre mini bulk available.

Omex Agrifluids Limited
Saddlebow Road • King's Lynn • Norfolk PE34 3JA • UK
t: +44 (0)1553 817 500 • f: +44 (0)1553 817 501
e: agrifluids@omex.com • www.omex.com

Omex Sulphomex

FUNCTION

Sulphur and nitrogen are major constituents of plant enzymes and proteins. Deficiencies of either element will be reflected in both crop yield and produce quality.

Visual deficiencies of sulphur are rare, however if present, leaves will exhibit uniform chlorosis with the younger leaves affected first. Yellow leaves can ultimately develop necrotic areas near the margins.

Many arable crops including sugar beet, brassicas, cereals and certain fruit crops will benefit from sulphur applications.

DESCRIPTION

Omex Sulphomex is a clear solution containing water soluble sulphur and nitrogen. Crops will respond immediately to applications of Omex Sulphomex and it will be rapidly absorbed by the plant.

Omex Sulphomex will supply the sulphur requirements for all crops and its use will avoid the unpleasant dust and caking characteristics of many elemental products.



Analysis of Omex Sulphomex

		Wt/Wt*	Wt/Vol
Nitrogen	N	11.30%	15.00%
Sulphur	SO ₃	65.00%	87.50%
pH (10% solution)		7.25-8.25	
Specific Gravity		1.32-1.36 @ 18°C	

*For registration purposes Wt/Wt concentrations are recommended.

DIRECTIONS FOR USE

The spray tank should be filled with half of the required amount of water. Measure the required amount of Omex Sulphomex and add to the tank whilst maintaining constant agitation. Add remaining water to correct dilution. Spray.



DILUTION: Recommended water rate is 200-1000 Litres per hectare

Always shake container before opening



Recommendations for use:

CROP	RATE l/ha	RATE ml/100l	APPLICATION DETAILS
Banana	1.5 - 2.0	300-400	From shoot formation to fruit development
Broccoli, Cauliflower etc.	1.5 - 2.0	300-400	From the 4 leaf stage
Citrus, Avocado, Olive	1.5 - 2.0	300-400	From the beginning of the vegetative stage until flowering
Coffee, Cocoa	1.5 - 2.0	300-400	From bud formation to the beginning of flowering
Cotton	1.5 - 2.0	300-400	From the beginning of flowering to boll formation
Cucurbits (Pumpkin, Melon)	1.5 - 2.0	300-400	From the beginning of the vegetative stage until flowering
Oilseed Rape	2.0 - 5.0	400-600	During maximum growth, higher rate if S deficiency identified
Onion, Garlic	1.0 - 2.0	200-400	From 20 days after transplant
Paprika, Pepper, Tomato	1.5 - 2.0	300-400	From the beginning of the vegetative stage until flowering
Pasture	1.5 - 2.0	300-400	After cutting
Peas and Beans	1.0 - 2.0	200-400	From the vegetative stage to pod filling
Potato	1.5 - 5.0	300-600	During the entire vegetative stage of the crop
Rice	1.0 - 2.0	200-400	From the start of tillering to grain filling
Roses and Ornamentals	1.5 - 2.0	300-400	From the start of budding until flower bud formation
Vines	1.0 - 5.0	200-600	From shoots at 5cm long
Winter Cereals	2.0 - 5.0	200-600	From start of spring growth

TANK MIXING COMPATIBILITY

Omex Sulphomex is compatible with most, but not all, pesticides, growth regulators and micro-nutrients with regard to physical tank mixing and biological effects on the crop. However, Omex cannot accept any liability for any loss or damage as not all pesticides have been tested and because the efficacy of any mix will depend on, among other factors, the pesticide concerned, crop conditions, growth stage, weather and volumes of water used.

PRECAUTIONS

Omex Sulphomex should be stored in frost free conditions with optimum storage range between 5-40°C. Omex Sulphomex is a non-hazardous and non-flammable foliar fertiliser. Gloves and face shield should be worn when handling the concentrate. In situations of prolonged storage there may be slight settling of the nutrient particles. This is reversible on shaking.

PACKING: Omex Sulphomex is available in HDPE drums of 0.25L, 0.5L, 1L, 3L, 5L, 10L capacity. Drums are fitted with tamper evident closures. 200 and 1000 Litre mini bulk available.

Omex Agrifluids Limited
Saddlebow Road • King's Lynn • Norfolk PE34 3JA • UK
t: +44 (0)1553 817 500 • f: +44 (0)1553 817 501
e: agrifluids@omex.com • www.omex.com

OMEX
AGRIFLUIDS

Omex SuperMn

FUNCTION

Manganese plays a major role in photosynthesis and number of enzyme systems within the plant. Manganese deficiency can seriously impair crop growth. A wide range of crops are susceptible to manganese deficiency including cereals, vegetables, brassicas, fruit, root crops and horticultural produce.

Manganese deficiency is most likely to occur on organic soils with a pH value at or above 6.5. Problems with manganese deficiency can also occur with shallow rooted plants especially where soil pH is high.

Manganese deficient plants are chlorotic and slow to mature.

DESCRIPTION

Fully water soluble fluid fertiliser containing high concentrations of manganese, magnesium and sulphur.



Analysis of Omex SuperMn

		Wt/Wt*	Wt/Vol
Nitrogen	N	2.20%	3.00%
Manganese	Mn	8.60%	11.50%
Magnesium	MgO	2.40%	3.20%
Sulphur	S	5.20%	7.00%

pH (10% solution)	2.5-3.5
Specific Gravity	1.32-1.36 @ 18°C

*For registration purposes Wt/Wt concentrations are recommended.

DIRECTIONS FOR USE

The spray tank should be filled with half of the required amount of water. Measure the required amount of Omex SuperMn and add to the tank whilst maintaining constant agitation. Add remaining water to correct dilution. Spray.

OMEX
AGRIFLUIDS



www.omex.com

DILUTION: Recommended water rate is 500-1500 Litres per hectare

Always shake container before opening



Recommendations for use:

CROP	RATE l/ha	RATE ml/100l	APPLICATION DETAILS
Cereals	1.50	750	Maintenance application at emergence and GS31
	3.0	1500	Application where deficiency confirmed at GS31
Beans	3.0	1500	Deficiency application
Oil seeds	1.50	750	Maintenance application at emergence and stem extension
	3.0	1500	Application where deficiency confirmed at stem extension
Peas	2.0	1000	Maintenance application at 10-15cm
Potatoes	3.0	1500	Apply at row meet stage, repeat every 7-10 days
Sugar beet	2.0	1000	Maintenance application at 4-6 leaf stage
	3.0	1500	Deficiency application
Vegetables	2.0	750	Maintenance application at 4-6 leaf stage
	3.0	1500	Deficiency application

TANK MIXING COMPATIBILITY

Omex SuperMn is compatible with most, but not all, pesticides, growth regulators and micro-nutrients with regard to physical tank mixing and biological effects on the crop. However, Omex cannot accept any liability for any loss or damage as not all pesticides have been tested and because the efficacy of any mix will depend on, among other factors, the pesticide concerned, crop conditions, growth stage, weather and volumes of water used.

PRECAUTIONS

Omex SuperMn should be stored in frost free conditions with optimum storage range between 5-40°C. Omex SuperMn is a non-hazardous and non-flammable foliar fertiliser. Gloves and face shield should be worn when handling the concentrate. In situations of prolonged storage there may be slight settling of the nutrient particles. This is reversible on shaking.

PACKING: Omex SuperMn is available in HDPE drums of 0.25L, 0.5L, 1L, 3L, 5L, 10L capacity. Drums are fitted with tamper evident closures. 200 and 1000 Litre mini bulk available.

Omex Agrifluids Limited
Saddlebow Road • King's Lynn • Norfolk PE34 3JA • UK
t: +44 (0)1553 817 500 • f: +44 (0)1553 817 501
e: agrifluids@omex.com • www.omex.com

OMEX
AGRIFLUIDS

Omex DP98

FUNCTION

Phosphorus is essential to all plants for optimum yields. Base phosphatic fertilisers often fail to supply the crop with sufficient phosphorus. Factors such as soil type, soil moisture and soil pH can interrupt the supply of phosphorus to the crop especially at critical periods during the development phase.

DESCRIPTION

Fully water soluble phosphorus (PO₃) source allows for exceptionally rapid uptake and absorption when applied as a foliar. Conventional phosphate products will be mobilised in the plant through the xylem. Omex DP98 will however translocate phosphorus through both the phloem and the xylem and thereby supplying essential phosphorus to the root zone and the crop canopy.



Analysis of Omex DP98

		Wt/Wt*	Wt/Vol
Nitrogen	N	3.00%	4.00%
Phosphate	P ₂ O ₅	28.00%	37.50%
Potassium	K ₂ O	13.00%	17.40%
pH (10% solution)		5.0-6.0	
Specific Gravity		1.32-1.36 @ 18°C	

*For registration purposes Wt/Wt concentrations are recommended.

DIRECTIONS FOR USE

The spray tank should be filled with half of the required amount of water. Measure the required amount of Omex DP98 and add to the tank whilst maintaining constant agitation. Add remaining water to correct dilution. Spray.

OMEX
AGRIFLUIDS



www.omex.com

DILUTION: Recommended water rate is 500-1500 Litres per hectare

Always shake container before opening



OBSERVED BENEFITS FROM APPLYING OMEX DP98

1. Improved plant nutrient health and disease resistance
2. Improved rooting action
3. Increased fruit set
4. Higher solids content
5. Increased yield
6. Post harvest quality enhancements
7. Improved foliar uptake of cations (ie K, Ca, Mg, Mn)

Recommendations for use:

CROP	RATE l/ha	RATE ml/100l	APPLICATION DETAILS
Apples	4.0	800	Apply at petal fall, repeat at 7 day intervals
Brassicas	2.0	400	Apply at 2-4 leaf stage, repeat as required
Carrots	2.0	400	Apply at 3-4 leaf stage, repeat as required
Citrus	4.0	400	Apply from first growth flush, repeat every 10-14 days
	0.4%	400	Spring application as soil drench in root area
Lettuce	4.0	800	2 applications 1st spray 7-10 days post planting, 2nd spray 10-14 days later
Onions, Leeks	2.0	400	Apply at 3-4 leaf stage, repeat as required
Ornamentals	4.0	200-400	Apply from first growth flush, repeat every 10-14 days
	3.0-4.0	400	Foliar sprays every 14 days
Pineapples	0.3%	400	Planting material dip
	2.0	400	Apply from tuber initiation, repeat at 14 day intervals
Raspberries	4.0	800	Apply at green bud stage, repeat as required
Strawberries	4.0	800	Apply at green bud stage, repeat at 21 day intervals

TANK MIXING COMPATIBILITY

Omex DP98 is compatible with most, but not all, pesticides, growth regulators and micro-nutrients with regard to physical tank mixing and biological effects on the crop. However, Omex cannot accept any liability for any loss or damage as not all pesticides have been tested and because the efficacy of any mix will depend on, among other factors, the pesticide concerned, crop conditions, growth stage, weather and volumes of water used.

PRECAUTIONS

Omex DP98 should be stored in frost free conditions with optimum storage range between 5-40°C. Omex DP98 is a non-hazardous and non-flammable foliar fertiliser. Gloves and face shield should be worn when handling the concentrate. In situations of prolonged storage there may be slight settling of the nutrient particles. This is reversible on shaking.

PACKING: Omex DP98 is available in HDPE drums of 0.25L, 0.5L, 1L, 3L, 5L, 10L capacity. Drums are fitted with tamper evident closures. 200 and 1000 Litre mini bulk available.

OMEX
AGRIFLUIDS

Omex Agrifluids Limited
Saddlebow Road • King's Lynn • Norfolk PE34 3JA • UK
t: +44 (0)1553 817 500 • f: +44 (0)1553 817 501
e: agrifluids@omex.com • www.omex.com

Omex pHortify

FUNCTION

Phosphorus is essential to all plants for optimum yields. Base phosphatic fertilisers often fail to supply the crop with sufficient phosphorus. Factors such as soil type, soil moisture and soil pH can interrupt the supply of phosphorus to the crop especially at critical periods during the development phase.

Omex pHortify consists of two highly available phosphorus sources, phosphite and phosphate. Chelated manganese and zinc increases natural resistance to infection from some fungal diseases.

DESCRIPTION

Fully soluble phosphite and phosphate phosphorus source, with zinc and manganese are rapidly taken up and absorbed when applied as a foliar.

Conventional phosphate products will be mobilised in the plant through the xylem. Omex pHortify will however translocate phosphorus through both the phloem and the xylem and thereby supplying essential phosphorus to the root zone and the crop canopy.



Analysis of Omex pHortify

		Wt/Wt*	Wt/Vol
Phosphate	P ₂ O ₅	37.00%	61.00%
Potassium	K ₂ O	25.00%	41.25%
Zinc	(EDTA) Zn	0.20%	0.30%
Manganese	(EDTA) Mn	0.20%	0.30%
pH (10% solution)		4.5-5.5	
Specific Gravity		1.63-1.67 @ 18°C	

*For registration purposes Wt/Wt concentrations are recommended.

DIRECTIONS FOR USE

The spray tank should be filled with half of the required amount of water. Measure the required amount of Omex pHortify and add to the tank whilst maintaining constant agitation. Add remaining water to correct dilution. Spray.

OMEX
AGRIFLUIDS



www.omex.com

DILUTION: Recommended water rate is 500-1500 Litres per hectare

Always shake container before opening



OBSERVED BENEFITS FROM APPLYING OMEX PHORTIFY

1. Improved plant nutrient health and disease resistance
2. Improved rooting action
3. Increased fruit set
4. Higher solids content
5. Increased yield
6. Post harvest quality enhancements
7. Improved foliar uptake of cations (ie K, Ca, Mg, Mn)

Recommendations for use:

CROP	RATE l/ha	RATE ml/100l	APPLICATION DETAILS
Apples	4.0-8.0	400-800	2-3 applications, 1st spray at 2-4 leaf stage, repeat at 10-14 day intervals
Beans, Peas	4.0	1000	Apply routinely in spring or as deficiency identified
Brassicas, Salads	4.0-8.0	800-1600	2-3 applications, 1st spray at 2-4 leaf stage, repeat at 10-14 day intervals
Carrots, Parsnips	4.0-6.0	1000-1500	Apply routinely in spring, or as deficiency identified
Hops	4.0-8.0	400-800	2-3 applications, 1st spray starting at top wire stage, repeat at 10-14 day intervals
Lettuce	4.0-6.0	1000-1500	Apply 7-10 days after planting, 2nd spray 14 days later
Onions, Leeks	4.0-6.0	1000-1500	Apply at 3-4 leaf stage or as deficiency identified
Potatoes	4.0-6.0	800-1200	1st application 7-10 days after tuber initiation, repeat at 14 day intervals
Raspberries	4.0-8.0	800-1600	2-3 applications, 1st spray at 2-4 leaf stage, repeat at 10-14 day intervals
Strawberries	4.0-8.0	800-1600	2-3 applications, 1st spray at 2-4 leaf stage, repeat at 10-14 day intervals

TANK MIXING COMPATIBILITY

Omex pHortify is compatible with most, but not all, pesticides, growth regulators and micro-nutrients with regard to physical tank mixing and biological effects on the crop. However, Omex cannot accept any liability for any loss or damage as not all pesticides have been tested and because the efficacy of any mix will depend on, among other factors, the pesticide concerned, crop conditions, growth stage, weather and volumes of water used.

PRECAUTIONS

Omex pHortify should be stored in frost free conditions with optimum storage range between 5-40°C. Omex pHortify is a non-hazardous and non-flammable foliar fertiliser. Gloves and face shield should be worn when handling the concentrate. In situations of prolonged storage there may be slight settling of the nutrient particles. This is reversible on shaking.

PACKING: Omex pHortify is available in HDPE drums of 0.25L, 0.5L, 1L, 3L, 5L, 10L capacity. Drums are fitted with tamper evident closures. 200 and 1000 Litre mini bulk available.

Omex Agrifluids Limited
 Saddlebow Road • King's Lynn • Norfolk PE34 3JA • UK
 t: +44 (0)1553 817 500 • f: +44 (0)1553 817 501
 e: agrifluids@omex.com • www.omex.com



Omex Vitomex

FUNCTION

A unique foliar nutrient which supplies phosphorus in the highly systemic phosphite form along with potassium and trace elements chelated in a unique way to maximise the plants resistance to both fungal and bacterial diseases.

DESCRIPTION

Fully water soluble foliar nutrient containing phosphite, phosphorus and potassium, with copper, zinc and manganese.



Analysis of Omex Vitomex

		Wt/Wt*	Wt/Vol
Phosphate	P ₂ O ₅	18.00%	24.50%
Potassium	K ₂ O	16.00%	21.50%
Copper	Cu	0.40%	0.50%
Zinc	Zn	1.00%	1.35%
Manganese	Mn	0.20%	0.25%
pH (10% solution)		4.5-5.5	
Specific Gravity		1.36-1.40 @18°C	

*For registration purposes Wt/Wt concentrations are recommended.

DIRECTIONS FOR USE

The spray tank should be filled with half of the required amount of water. Measure the required amount of Omex Vitomex and add to the tank whilst maintaining constant agitation. Add remaining water to correct dilution. Spray.



DILUTION: Recommended water rate is 200-1500 Litres per hectare

Always shake container before opening



OBSERVED BENEFITS FROM APPLYING OMEX VITOMEX

1. Improved plant nutrient health and disease resistance
2. Improved rooting action
3. Increased fruit set
4. Higher solids content
5. Increased yield
6. Post harvest quality enhancements
7. Improved foliar uptake of cations (ie K, Ca, Mg, Mn)

Recommendations for use:

CROP	RATE l/ha	RATE ml/100l	APPLICATION DETAILS
Apples	4.0	800	Apply at Petal Fall
Beans, Peas	2.5-4.0	500-800	Apply at 3-4 leaf stage, or as deficiency identified
Brassicas	4.0	800	Apply at 2-4 leaf stage
Hops	4.0	800	Apply in a programme from 'Spike'
Lettuce	4.0	800	Start 7-10 days after planting
Onions, Leeks	4.0	800	Apply at 3-4 leaf stage, or as deficiency identified
Raspberries	4.0	800	Apply at Green Bud stage, or as required
Strawberries	4.0	800	Apply at Green Bud stage, or as required
Compost drench	/	4ml/m ²	Apply shortly before sowing
Seedlings, transplants	/	0.44ml/m ²	Apply at 3-4 leaf stage, or as deficiency identified

TANK MIXING COMPATIBILITY

Omex Vitomex is compatible with most, but not all, pesticides, growth regulators and micro-nutrients with regard to physical tank mixing and biological effects on the crop. However, Omex cannot accept any liability for any loss or damage as not all pesticides have been tested and because the efficacy of any mix will depend on, among other factors, the pesticide concerned, crop conditions, growth stage, weather and volumes of water used. Do not mix with phosphates or sulphates.

PRECAUTIONS

Omex Vitomex should be stored in frost free conditions with optimum storage range between 5-40°C. Omex Vitomex is a non-hazardous and non-flammable foliar fertiliser. Gloves and face shield should be worn when handling the concentrate. In situations of prolonged storage there may be slight settling of the nutrient particles. This is reversible on shaking.

PACKING: Omex Vitomex is available in HDPE drums of 0.25L, 0.5L, 1L, 3L, 5L, 10L capacity. Drums are fitted with tamper evident closures. 200 and 1000 Litre mini bulk available.

Omex Agrifluids Limited
 Saddlebow Road • King's Lynn • Norfolk PE34 3JA • UK
 t: +44 (0)1553 817 500 • f: +44 (0)1553 817 501
 e: agrifluids@omex.com • www.omex.com



Omex Zynergy

FUNCTION

Zinc is involved in the formation and activation of hormones that regulate root development, water uptake, flowering and fruit set. In addition, Zinc plays a major role in the structure and function of the integumentary system, affecting skin elasticity, wound healing and disease suppression.

Copper is involved in photosynthesis and the binding of cells that support plant structure, affecting stem strength and the development of new shoot and root tissue. Copper is also involved in the activation of a number of enzyme systems related to protein, carbohydrate and nitrogen metabolism. In addition, Copper forms part of the phenolic compounds used by plants to suppress infection.

DESCRIPTION

A unique complex of copper and zinc. Omex Zynergy corrects deficiencies and improves plant health and tolerance to abiotic stress.



Analysis of Omex Zynergy

		Wt/Wt*	Wt/Vol
Copper	Cu	2.11%	2.66%
Zinc	Zn	3.75%	4.72%
Sulphur	SO ₃	7.40%	9.10%
pH (10% solution)		0.75-1.75	
Specific Gravity		1.24-1.28 @18°C	

*For registration purposes Wt/Wt concentrations are recommended.

DIRECTIONS FOR USE

The spray tank should be filled with half of the required amount of water. Measure the required amount of Omex Zynergy and add to the tank whilst maintaining constant agitation. Add remaining water to correct dilution. Spray.



DILUTION: Recommended water rate is 200- 1500 Litres per hectare

Always shake container before opening



Recommendations for use:

CROP	TIMING OF APPLICATIONS	RATE l/ha	COMMENTS
Carrots, parsnips or other root crops	From 3-4 leaves	1.0	Repeat after 10-14 days
Cereals	End of tillering - GS30 Repeat at GS31	0.5-1.0	Tank mix with T0 and T1 fungicides
Legumes	Pre-flowering	1.0	Repeat at 10-14 day intervals
Potatoes	From tuber initiation	0.5	Repeat at 10-14 day intervals in tank mix with blight fungicides
Other crops	As required	0.5-1.0	Repeat as necessary
Protected salads and vegetables	From 7-10 days after planting	0.5-1.0	Use the lower rate on lettuce and leafy salads, repeat at 10-14 day intervals
Field vegetables	From 2-4 true leaves	1.0	Repeat at 10-14 day intervals if required
Soft fruit	From green bud	0.5-1.0	Repeat at 10-14 day intervals
Tree fruit	Petal fall	1.0	Repeat 10-14 day intervals
Vines	From cluster formation	0.5	Repeat at 7-10 day intervals alone or in tank mix with fungicides

TANK MIXING COMPATIBILITY

Omex Zynergy is compatible with most, but not all, pesticides, growth regulators and micro-nutrients with regard to physical tank mixing and biological effects on the crop. However, Omex cannot accept any liability for any loss or damage as not all pesticides have been tested and because the efficacy of any mix will depend on, among other factors, the pesticide concerned, crop conditions, growth stage, weather and volumes of water used.

PRECAUTIONS

Omex Zynergy should be stored in frost free conditions with optimum storage range between 5-40°C. Omex Zynergy is a non-hazardous and non-flammable foliar fertiliser. Gloves and face shield should be worn when handling the concentrate. In situations of prolonged storage there may be slight settling of the nutrient particles. This is reversible on shaking.

PACKING: Omex Zynergy is available in HDPE drums of 0.25L, 0.5L, 1L, 3L, 5L, 10L capacity. Drums are fitted with tamper evident closures. 200 and 1000 Litre mini bulk available.

OMEX
AGRIFLUIDS

Omex Agrifluids Limited
Saddlebow Road • King's Lynn • Norfolk PE34 3JA • UK
t: +44 (0)1553 817 500 • f: +44 (0)1553 817 501
e: agrifluids@omex.com • www.omex.com

Omex CocoBoost

FUNCTION

Omex CocoBoost is a high concentration fully soluble suspension fertiliser designed for application to foliar parts of the crop. For use on cocoa and many crops including maize, sorghum, tomatoes, vegetables, fruits, tree crops and cereals.

Benefits include:

- Improves yield quality and appearance
- Confers tolerance to black pod disease by improving nutritional health
- Reduces nutritional deficiencies
- Relieves periods of stress

DESCRIPTION

Omex CocoBoost is a highly concentrated water soluble suspension containing NPK, magnesium and chelated trace elements.



Analysis of Omex CocoBoost

		Wt/Wt*	Wt/Vol
Nitrogen	N	6.00%	8.30%
Phosphate	P ₂ O ₅	23.50%	32.40%
Potassium	K ₂ O	15.30%	21.10%
Magnesium	MgO	0.50%	0.069%
Iron	(EDTA) Fe	0.052%	0.0717%
Manganese	(EDTA) Mn	0.026%	0.0358%
Zinc	(EDTA) Zn	0.027%	0.0372%
Boron	B	0.010%	0.0138%
Cobalt	(EDTA) Co	0.0004%	0.0005%
Molybdenum	Mo	0.0004%	0.0005%

pH (10% solution)

3.2-4.2

Specific Gravity

1.36-1.40 @18°C

*For registration purposes Wt/Wt concentrations are recommended.

DIRECTIONS FOR USE

The spray tank should be filled with half of the required amount of water. Measure the required amount of Omex CocoBoost and add to the tank whilst maintaining constant agitation. Add remaining water to correct dilution. Spray.

OMEX
AGRIFLUIDS



www.omex.com

DILUTION: Recommended water rate is 200-1500 Litres per hectare

Always shake container before opening



Recommendations for use:

CROP	TIMING OF APPLICATIONS	RATE	COMMENTS
Cocoa & other tree crops	From start of pod/fruit development	120ml/15L water (4L/ha)	Apply to foliage and pods/fruit 5 times at 3 week intervals
Vegetables	From early in crop cycle	60ml/15L water (2L/ha)	3 applications at 2 week intervals
Cereals	From 4-6 leaf stage	60ml/15L water (2L/ha)	2 applications, first after 4-6 leaf stage, second during grain development

TANK MIXING COMPATIBILITY

Omex CocoBoost is compatible with most, but not all, pesticides, growth regulators and micro-nutrients with regard to physical tank mixing and biological effects on the crop. However, Omex cannot accept any liability for any loss or damage as not all pesticides have been tested and because the efficacy of any mix will depend on, among other factors, the pesticide concerned, crop conditions, growth stage, weather and volumes of water used.

PRECAUTIONS

Omex CocoBoost should be stored in frost free conditions with optimum storage range between 5-40°C. Omex CocoBoost is a non-hazardous and non-flammable foliar fertiliser. Gloves and face shield should be worn when handling the concentrate. In situations of prolonged storage there may be slight settling of the nutrient particles. This is reversible on shaking.

PACKING: Omex CocoBoost is available in HDPE drums of 0.25L, 0.5L, 1L, 3L, 5L, 10L capacity. Drums are fitted with tamper evident closures. 200 and 1000 Litre mini bulk available.

OMEX
AGRIFLUIDS

Omex Agrifluids Limited
Saddlebow Road • King's Lynn • Norfolk PE34 3JA • UK
t: +44 (0)1553 817 500 • f: +44 (0)1553 817 501
e: agrifluids@omex.com • www.omex.com

Omex Foliar Supreme

FUNCTION

Omex Foliar Supreme is a foliar nutrient containing phosphorus, potassium and micronised elemental sulphur. Regular use on a variety of crops, such as cucumbers or melons, will optimise fruit quality and general plant health. Phosphorus is often referred to as the 'energiser' nutrient as it plays a key role in energy transfer within the plant. A continuous supply is necessary for maximum growth and health. The phosphorus source in Omex Foliar Supreme is designed for maximum foliar uptake and utilisation.

Potassium is important in regulating the water balance in plant cells and also in the synthesis of large organic molecules. Deficiency can lead to cell necrosis and increased susceptibility to fungal attack. It plays an important part in fruit development and ripening.

Sulphur is being increasingly recognised as an important nutrient, being a key constituent of many amino acids. The sulphur source in Omex Foliar Supreme is micronised with a particle size of 5 microns.

DESCRIPTION

Highly concentrated suspension containing phosphorus, potassium and sulphur.



Analysis of Omex Foliar Supreme

		Wt/Wt*	Wt/Vol
Phosphate	P ₂ O ₅	16.00%	24.00%
Potassium	K ₂ O	10.00%	15.00%
Sulphur	S	30.00%	45.00%
pH (10% solution)		4.5-5.5	
Specific Gravity		1.49-1.53 @18°C	

*For registration purposes Wt/Wt concentrations are recommended.

DIRECTIONS FOR USE

The spray tank should be filled with half of the required amount of water. Measure the required amount of Omex Foliar Supreme and add to the tank whilst maintaining constant agitation. Add remaining water to correct dilution. Spray.

OMEX
AGRIFLUIDS



www.omex.com

DILUTION: Recommended water rate is 200-1000 Litres per hectare

Always shake container before opening



Recommendations for use:

CROP	RATE l/ha	RATE ml/100l	APPLICATION DETAILS
Apples	4.0	800	Apply at Petal Fall
Beans, Peas	2.5-4.0	500-800	Apply routinely in Spring or as deficiency identified
Brassicas	4.0	800	Apply at 2-4 leaf stage
Carrots, Parsnip	4.0	800	Apply routinely in Spring or as deficiency identified
Hops	4.0	800	Apply in a programme from 'Spike'
Lettuce	4.0	800	Start 7-10 days after planting
Onions, Leeks	4.0	800	Apply at 3-4 leaf stage, or as deficiency identified
Raspberries	4.0	800	Apply at Green Bud stage, or as required
Strawberries	4.0	800	Apply at Green Bud stage, or as required
Compost drench	/	4ml/m ²	Apply shortly before sowing
Seedlings, transplants	/	0.44ml/m ²	Apply before or just after transplanting

TANK MIXING COMPATIBILITY

Omex Foliar Supreme is compatible with most, but not all, pesticides, growth regulators and micro-nutrients with regard to physical tank mixing and biological effects on the crop. However, Omex cannot accept any liability for any loss or damage as not all pesticides have been tested and because the efficacy of any mix will depend on, among other factors, the pesticide concerned, crop conditions, growth stage, weather and volumes of water used. Do not mix with phosphates or sulphates.

PRECAUTIONS

Omex Foliar Supreme should be stored in frost free conditions with optimum storage range between 5-40°C. Omex Foliar Supreme is a non-hazardous and non-flammable foliar fertiliser. Gloves and face shield should be worn when handling the concentrate. In situations of prolonged storage there may be slight settling of the nutrient particles. This is reversible on shaking.

PACKING: Omex Foliar Supreme is available in HDPE drums of 0.25L, 0.5L, 1L, 3L, 5L, 10L capacity. Drums are fitted with tamper evident closures. 200 and 1000 Litre mini bulk available.

OMEX
AGRIFLUIDS

Omex Agrifluids Limited
Saddlebow Road • King's Lynn • Norfolk PE34 3JA • UK
t: +44 (0)1553 817 500 • f: +44 (0)1553 817 501
e: agrifluids@omex.com • www.omex.com

Omex K50

FUNCTION

Potassium is a major nutrient which is required by all crops. It is second only to nitrogen in the amounts required by the crop. It is highly mobile and is quickly distributed within the plant. Potassium is generally the dominant cation and large amounts in the soil can cause deficiency symptoms of other nutrients, particularly magnesium and calcium.

The main role of potassium within the plant is as a water regulator and in this role it influences many plant processes. It is particularly important in the regulation of cell water content, cell turgidity and rates of transpiration. The translocation of photosynthates and a number of plant enzymes all depend on potassium.

Low levels of potassium will seriously affect the crop growth, quality and yield. Omex K50 is a unique formulation which carries a high concentration of potassium. The high potassium analysis will ensure optimum uptake of the potash in situations where it is required. Also in carbonate form, Omex K50 helps the plant create a leaf environment uninviting to leaf pathogens such as powdery mildew and botrytis.

DESCRIPTION

Omex K50 is a concentrated inorganic formulation containing potassium and nitrogen.



Analysis of Omex K50

		Wt/Wt*	Wt/Vol
Nitrogen	N	2.00%	3.00%
Potassium	K ₂ O	33.00%	50.00%
EDTA		0.70%	1.00%
pH (10% solution)		11.5-12.5	
Specific Gravity		1.49-1.53 @18°C	

*For registration purposes Wt/Wt concentrations are recommended.

DIRECTIONS FOR USE

The spray tank should be filled with half of the required amount of water. Measure the required amount of Omex K50 and add to the tank whilst maintaining constant agitation. Add remaining water to correct dilution. Spray.

OMEX
AGRIFLUIDS



www.omex.com

DILUTION: Recommended water rate is 500-1500 Litres per hectare

Always shake container before opening



Recommendations for use:

CROP	RATE l/ha	RATE ml/100l	APPLICATION DETAILS
Cereals	2.0	200	When deficiency is suspected repeat applications as necessary at 10-14 day intervals
	5.0	500	1 or 2 applications when deficiency is diagnosed
Cut Flowers	3.0	300	3-4 applications during bud initiation and main flowering period at 10-14 day intervals
Fruit	3.0-5.0	300-500	When deficiency is diagnosed or suspected. Repeat as necessary at 10-14 day intervals.
	2.0	200	In spring to assist flower bud opening and set. Omex K50 can benefit skin finish and brix level in fruit.
Potatoes	up to 5.0	500	2-4 applications at bulking at 10-14 day intervals
Salad crops, Leafy crops	2.0	400	When deficiency is diagnosed or suspected. Repeat as necessary at 10-14 day intervals.
Vines	2.0	200	3-5 applications at 10-14 day intervals
Other crops	5.0	1000	When deficiency is diagnosed. Repeat as necessary at 10-14 day intervals.
	2.0	400	When deficiency is suspected. Repeat as necessary at 10-14 day intervals.

TANK MIXING COMPATIBILITY

Omex K50 is compatible with most, but not all, pesticides, growth regulators and micro-nutrients with regard to physical tank mixing and biological effects on the crop. However, Omex cannot accept any liability for any loss or damage as not all pesticides have been tested and because the efficacy of any mix will depend on, among other factors, the pesticide concerned, crop conditions, growth stage, weather and volumes of water used. Do not mix with phosphates or sulphates.

PRECAUTIONS

Omex K50 should be stored in frost free conditions with optimum storage range between 5-40°C. Omex K50 is a non-hazardous and non-flammable foliar fertiliser. Gloves and face shield should be worn when handling the concentrate. In situations of prolonged storage there may be slight settling of the nutrient particles. This is reversible on shaking.

PACKING: Omex K50 is available in HDPE drums of 0.25L, 0.5L, 1L, 3L, 5L, 10L capacity. Drums are fitted with tamper evident closures. 200 and 1000 Litre mini bulk available.

OMEX
AGRIFLUIDS

Omex Agrifluids Limited
Saddlebow Road • King's Lynn • Norfolk PE34 3JA • UK
t: +44 (0)1553 817 500 • f: +44 (0)1553 817 501
e: agrifluids@omex.com • www.omex.com

Omex SW7

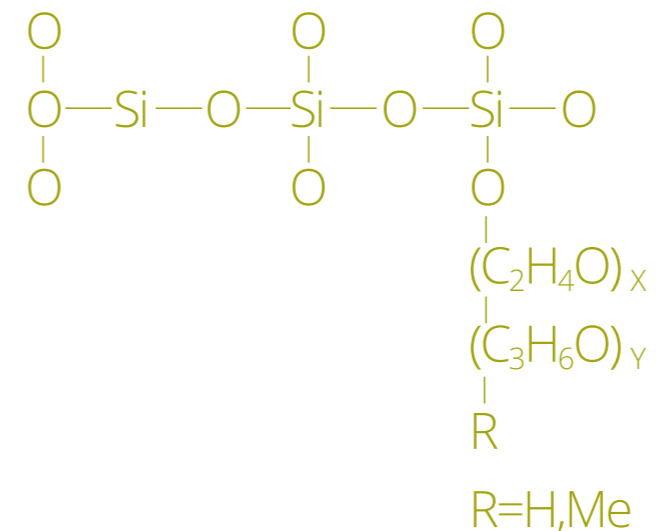
FUNCTION

Omex SW7 is a silicon based wetter, designed to give enhanced uptake of foliar nutrients. In addition, when used at higher rates, it also supplies silicon to the crop. This can have a secondary effect of deterrence, which may affect a variety of pests such as aphids, red spider mite, thrips and whitefly.

The silicon-oxygen bonds are hydrophobic and the organic clusters are hydrophilic, creating a superior wetting agent, which spreads quickly to cover a large surface area – greater than conventional surfactants. Microscopic examination reveals a high degree of stomatal flooding may also occur which can extend into the intercellular spaces.

On contact with water, the bonds begin to degrade and the process runs to completion after 36-72 hours depending on temperature. The breakdown products are natural, being silica (e.g. sand), water and carbon dioxide.

At the higher rate of use Omex SW7 can supply silicon to the crop. Silicon is widely recognised as a beneficial element to many crops. It is transported in the xylem and deposited in the epidermal cells. It complexes with calcium in the cell walls and acts as a physical strengthener and also to alleviate abiotic and biotic stress. It also plays a part in the plants defence mechanism at the local level and is useful in reducing pest infestation.



DESCRIPTION:

A silicon-based non-ionic wetting and spreading agent, and source of silicon to the crop.

USE:

To improve uptake of foliar nutrients applied to the leaves and supplies a source of silicon.

CROPS:

All agricultural and horticultural crops, especially fruit, vegetables, protected salad crops and potatoes.

PACK SIZE:

1 LITRE



OMEX
AGRIFLUIDS

www.omex.com

Always shake container before opening



Use 0.5 - 0.1% dilution with foliar nutrients in a minimum of 200 l/ha water.

CROP	TIMING	RATE	COMMENTS
Cereals	Any time	0.05%	With foliar nutrients
Oilseed Rape	Any time	0.05%	With foliar nutrients
Lettuce	Any time	0.05% - 0.1%	With CalMax, Vitomex and DP98
Brassicas	Any time	0.05% - 0.1%	With CalMax, Vitomex and DP98
Potatoes	Any time	0.05% - 0.1%	With CalMax and DP98
Strawberry, Raspberry	Any time, but take care to avoid flowering	0.05% - 0.1%	With CalMax and Vitomex
Apples, Pears	Any time	0.05% - 0.1%	With CalMax and Vitomex
Other crops	Any time	0.05% - 0.1%	With any foliar nutrients

APPLICATION

Omex SW7 can be mixed with a wide range of foliar nutrients. Always consult the appropriate nutrient product guide before use. It is suitable for dilution with both hard and soft water. Add the required quantity of Omex SW7 to the spray tank and agitate thoroughly.

For optimum efficacy avoid application at high temperatures.

WATER VOLUME (l/ha)	REQUIRED QUANTITY OF OMEX SW7 per ha	
	0.05%	0.1%
200	100 ml	200 ml
400	200 ml	400 ml
600	300 ml	600 ml

TANK MIXING COMPATIBILITY

Omex SW7 is compatible with most, but not all, pesticides, growth regulators and micro-nutrients with regard to physical tank mixing and biological effects on the crop. However, Omex cannot accept any liability for any loss or damage as not all pesticides have been tested and because the efficacy of any mix will depend on, among other factors, the pesticide concerned, crop conditions, growth stage, weather and volumes of water used.

PRECAUTIONS

Omex SW7 should be stored in frost free conditions with optimum storage range between 5-40°C. Omex SW7 is a non-hazardous and non-flammable foliar fertiliser. Gloves and face shield should be worn when handling the concentrate. In situations of prolonged storage there may be slight settling of the nutrient particles. This is reversible on shaking.

PACKING: Omex SW7 is available in HDPE drums of 1L capacity. Drums are fitted with tamper evident closures.

OMEX
AGRIFLUIDS

Omex Agrifluids Limited
Saddlebow Road • King's Lynn • Norfolk PE34 3JA • UK
t: +44 (0)1553 817 500 • f: +44 (0)1553 817 501
e: agrifluids@omex.com • www.omex.com

Omex Bio 8

FUNCTION

Immature plant seedlings and transplants are at risk of damage from stress conditions caused by high temperatures, soil conditions, moisture availability and disease.

Omex Bio 8 is formulated to supply seedlings with essential nutrients. Omex Bio 8 also includes organic material derived from a single seaweed variety which has proven beneficial effects upon plants by stimulating root development. Applications of Omex Bio 8 will result in greater root biomass and maximum utilisation of available moisture and nutrients.

DESCRIPTION

Omex Bio 8 is a highly concentrated emulsion containing macro and chelated micro elements. The organic material is seaweed derived.



Analysis of Omex Bio 8

		Wt/Wt*	Wt/Vol
Nitrogen	N	14.0%	20.00%
Phosphate	P ₂ O ₅	14.0%	20.00%
Potassium	K ₂ O	5.60%	8.00%
Magnesium	MgO	1.16%	1.70%
Iron	(EDTA) Fe	1.20%	1.75%
Zinc	(EDTA) Zn	0.60%	0.90%
Copper	(EDTA) Cu	0.04%	0.06%
Manganese	(EDTA) Mn	0.04%	0.06%
Boron	B	0.006%	0.008%
Molybdenum	Mo	0.0008%	0.0011%
Cobalt	(EDTA) Co	0.0006%	0.0008%
Seaweed Extract		18.70%	27.00%
pH (10% solution)		4.0-5.0	
Specific Gravity		1.43-1.47 @ 18°C	

*For registration purposes Wt/Wt concentrations are recommended.

DIRECTIONS FOR USE

The spray tank should be filled with half of the required amount of water. Measure the required amount of Omex Bio 8 and add to the tank whilst maintaining constant agitation. Add remaining water to correct dilution. Spray.



OMEX
AGRIFLUIDS

www.omex.com

DILUTION: Recommended water rate is 500-1500 Litres per hectare

Always shake container before opening



Recommendations for use:

CROP	RATE l/ha	RATE ml/100l	APPLICATION DETAILS
Cereals	2.5	600	1 - 2 applications
Citrus	1.5-3.0	100-200	2-3 applications with 15 day intervals
Fruits and Vines	1.5-3.0	100-200	Apply before flowering. Repeat every 15 days.
Ornamentals	1.0-2.0	50-100	Use low rate on young or delicate plants
Potatoes	2.0-3.0	400	1 - 2 applications early in crop cycle
Sugar Beet	3.0	500	1 - 2 applications early in crop cycle
Vegetables	2.0-2.5	200	2 - 4 applications once transplants established
Rice			
Seed nursery	3.0	300	1-2 applications - before transplanting
Root soak	-	200	Soak roots prior to transplanting
Post transplant	2.0	200	Apply at tillering

TANK MIXING COMPATIBILITY

Omex Bio 8 is compatible with most, but not all, pesticides, growth regulators and micro-nutrients with regard to physical tank mixing and biological effects on the crop. However, Omex cannot accept any liability for any loss or damage as not all pesticides have been tested and because the efficacy of any mix will depend on, among other factors, the pesticide concerned, crop conditions, growth stage, weather and volumes of water used.

PRECAUTIONS

Omex Bio 8 should be stored in frost free conditions with optimum storage range between 5-40°C. Omex Bio 8 is a non-hazardous and non-flammable foliar fertiliser. Gloves and face shield should be worn when handling the concentrate. In situations of prolonged storage there may be slight settling of the nutrient particles. This is reversible on shaking.

PACKING: Omex Bio 8 is available in HDPE drums of 0.25L, 0.5L, 1L, 3L, 5L, 10L capacity. Drums are fitted with tamper evident closures. 200 and 1000 Litre mini bulk available.



Omex Agrifluids Limited
 Saddlebow Road • King's Lynn • Norfolk PE34 3JA • UK
 t: +44 (0)1553 817 500 • f: +44 (0)1553 817 501
 e: agrifluids@omex.com • www.omex.com

Omex Bio 20

FUNCTION

To maximise the production of crops at risk of damage from stress conditions caused by high temperatures, soil conditions, moisture availability and disease.

Omex Bio 20 is formulated to supply seedlings and more mature plants with essential nutrients. Omex Bio 20 also includes organic material derived from a single seaweed variety which has proven beneficial effects upon plants by stimulating root development. Applications of Omex Bio 20 will promote greater root biomass and therefore maximise utilisation of moisture and nutrients.



DESCRIPTION

Omex Bio 20 is a highly concentrated emulsion containing macro and chelated micro elements. The organic material is seaweed derived.

Analysis of Omex Bio 20

		Wt/Wt*	Wt/Vol
Nitrogen	N	13.20%	20.00%
Phosphate	P ₂ O ₅	13.20%	20.00%
Potassium	K ₂ O	13.20%	20.00%
Magnesium	MgO	1.00%	1.50%
Iron	(EDTA) Fe	0.096%	0.146%
Zinc	(EDTA) Zn	0.048%	0.073%
Copper	(EDTA) Cu	0.048%	0.073%
Manganese	(EDTA) Mn	0.048%	0.073%
Boron	B	0.019%	0.029%
Cobalt	(EDTA) Co	0.0008%	0.0012%
Molybdenum	Mo	0.0008%	0.0012%
Seaweed Extract**		18.40%	28.00%

pH (10% solution)	4.0-5.0
Specific Gravity	1.50-1.54 @ 18°C

*For registration purposes Wt/Wt concentrations are recommended.

**Also available with 3.2% Wt/Wt / 5% Wt/Vol Seaweed Extract.

DIRECTIONS FOR USE

The spray tank should be filled with half of the required amount of water. Measure the required amount of Omex Bio 20 and add to the tank whilst maintaining constant agitation. Add remaining water to correct dilution. Spray.



DILUTION: Recommended water rate is 500-1500 Litres per hectare

Always shake container before opening



Recommendations for use:

CROP	RATE l/ha	RATE ml/100l	APPLICATION DETAILS
Cereals	2.5	600	1 - 2 applications
Citrus	1.5-3.0	100-200	2-3 applications with 15 day intervals
Fruits and Vines	1.5-3.0	100-200	Apply before flowering. Repeat every 15 days.
Ornamentals	1.0-2.0	50-100	Use low rate on young or delicate plants
Potatoes	2.0-3.0	400	1 - 2 applications early in crop cycle
Sugar Beet	3.0	500	1 - 2 applications early in crop cycle
Vegetables	2.0-2.5	200	2 - 4 applications once transplants established
Rice			
Seed nursery	3.0	300	1-2 applications - before transplanting
Root soak	-	200	Soak roots prior to transplanting
Post transplant	2.0	200	Apply at tillering

TANK MIXING COMPATIBILITY

Omex Bio 20 is compatible with most, but not all, pesticides, growth regulators and micro-nutrients with regard to physical tank mixing and biological effects on the crop. However, Omex cannot accept any liability for any loss or damage as not all pesticides have been tested and because the efficacy of any mix will depend on, among other factors, the pesticide concerned, crop conditions, growth stage, weather and volumes of water used.

PRECAUTIONS

Omex Bio 20 should be stored in frost free conditions with optimum storage range between 5-40°C. Omex Bio 20 is a non-hazardous and non-flammable foliar fertiliser. Gloves and face shield should be worn when handling the concentrate. In situations of prolonged storage there may be slight settling of the nutrient particles. This is reversible on shaking.

PACKING: Omex Bio 20 is available in HDPE drums of 0.25L, 0.5L, 1L, 3L, 5L, 10L capacity. Drums are fitted with tamper evident closures. 200 and 1000 Litre mini bulk available.



Omex Agrifluids Limited
 Saddlebow Road • King's Lynn • Norfolk PE34 3JA • UK
 t: +44 (0)1553 817 500 • f: +44 (0)1553 817 501
 e: agrifluids@omex.com • www.omex.com

Omex Bio 15

FUNCTION

To maximise the production of crops at risk of damage from stress conditions caused by high temperatures, soil conditions, moisture availability and disease.

Omex Bio 15 is formulated to supply seedlings and more mature plants with essential nutrients. Omex Bio 15 also includes organic material derived from a single seaweed variety which has proven beneficial effects upon plants by stimulating root development. Applications of Omex Bio 15 will promote greater root biomass and therefore maximise utilisation of moisture and nutrients.

DESCRIPTION

Omex Bio 15 is a highly concentrated emulsion containing macro and chelated micro elements. The organic material is seaweed derived.



Analysis of Omex Bio 15

		Wt/Wt*	Wt/Vol
Nitrogen	N	10.85%	15.00%
Phosphate	P ₂ O ₅	10.85%	15.00%
Potassium	K ₂ O	10.85%	15.00%
Magnesium	MgO	0.16%	0.22%
Iron	(EDTA) Fe	0.18%	0.25%
Zinc	(EDTA) Zn	0.18%	0.25%
Copper	(EDTA) Cu	0.17%	0.23%
Manganese	(EDTA) Mn	0.18%	0.25%
Boron	B	0.72%	1.00%
Seaweed Extract		7.25%	10.00%

pH (10% solution)	6.5-7.5
Specific Gravity	1.36-1.40 @ 18°C

*For registration purposes Wt/Wt concentrations are recommended.

DIRECTIONS FOR USE

The spray tank should be filled with half of the required amount of water. Measure the required amount of Omex Bio 15 and add to the tank whilst maintaining constant agitation. Add remaining water to correct dilution. Spray.



DILUTION: Recommended water rate is 500-1500 Litres per hectare

Always shake container before opening



Recommendations for use:

CROP	RATE l/ha	RATE ml/100l	APPLICATION DETAILS
Cereals	2.5	600	1 - 2 applications
Citrus	1.5-3.0	100-200	2-3 applications with 15 day intervals
Fruits and Vines	1.5-3.0	100-200	Apply before flowering. Repeat every 15 days.
Ornamentals	1.0-2.0	50-100	Use low rate on young or delicate plants
Potatoes	2.0-3.0	400	1 - 2 applications early in crop cycle
Sugar Beet	3.0	500	1 - 2 applications early in crop cycle
Vegetables	2.0-2.5	200	2 - 4 applications once transplants established
Rice			
Seed nursery	3.0	300	1-2 applications - before transplanting
Root soak	-	200	Soak roots prior to transplanting
Post transplant	2.0	200	Apply at tillering

TANK MIXING COMPATIBILITY

Omex Bio 15 is compatible with most, but not all, pesticides, growth regulators and micro-nutrients with regard to physical tank mixing and biological effects on the crop. However, Omex cannot accept any liability for any loss or damage as not all pesticides have been tested and because the efficacy of any mix will depend on, among other factors, the pesticide concerned, crop conditions, growth stage, weather and volumes of water used.

PRECAUTIONS

Omex Bio 15 should be stored in frost free conditions with optimum storage range between 5-40°C. Omex Bio 15 is a non-hazardous and non-flammable foliar fertiliser. Gloves and face shield should be worn when handling the concentrate. In situations of prolonged storage there may be slight settling of the nutrient particles. This is reversible on shaking.

PACKING: Omex Bio 15 is available in HDPE drums of 0.25L, 0.5L, 1L, 3L, 5L, 10L capacity. Drums are fitted with tamper evident closures. 200 and 1000 Litre mini bulk available.



Omex Agrifluids Limited
 Saddlebow Road • King's Lynn • Norfolk PE34 3JA • UK
 t: +44 (0)1553 817 500 • f: +44 (0)1553 817 501
 e: agrifluids@omex.com • www.omex.com

Omex Seastar-F

FUNCTION

Immature plant seedlings and transplants are at risk of damage from stress conditions caused by high temperatures, soil conditions, moisture availability and disease.

Omex Seastar-F is an organic growth stimulant, applications result in increased root growth and yield in a wide range of crops.

DESCRIPTION

Omex Seastar-F is a concentrated seaweed extract solution.



Analysis of Omex Seastar-F

		Wt/Wt*
Nitrogen	N	0.30%
Phosphate	P ₂ O ₅	0.03%
Potassium	K ₂ O	0.04%
Laminaranes		0.40%
Mannitol		0.70%
Iodine		294mg/kg
Amino Acids (including; Glutamic, Cytokinins, Gibberelin)		

pH (10% solution)	6.5-7.0
Specific Gravity	1.018-1.022 @ 18°C

*For registration purposes Wt/Wt concentrations are recommended.

DIRECTIONS FOR USE

The spray tank should be filled with half of the required amount of water. Measure the required amount of Omex Seastar-F and add to the tank whilst maintaining constant agitation. Add remaining water to correct dilution. Spray.



DILUTION: Recommended water rate is 500-1500 litres per hectare

Always shake container before opening



Recommendations for use:

CROP	RATE l/ha	RATE ml/100l	APPLICATION DETAILS
Pome & Stone Fruit Grapes & Vines Citrus	1-2		Repeat 4 times during active growth season at 15 day intervals
Potatoes	1-2		2 litres applied 28 days after emergence 1 litre applied 10 days afterwards
Sugar Beet	1		Spray 1 litre at 4-8 leaf stage and repeat in 21 days
Carrots	1		Spray 1 litre twice commencing during early growth and 14-21 days later
Cereals	1		2-6 leaf stage
Cotton	1		Spray 1 week after emergence repeating 21 days later
Leaf vegetables	0.5-1.0		1-2 weeks after transplanting
Beans/chickpeas	2-3		Apply 2 litres followed by 1 litre soon after emergence
Tomatoes & Cucumbers	1.0-1.5		Spray at 10-14 days after transplanting Repeat 3-4 times at 3-4 week intervals
Melon & Watermelon	1.0-1.5		Apply 10-14 days after transplanting
Ornamentals	0.5-1.0		Up to 3 times per season
Onions	1		Spray 1 litre twice commencing during early growth and 14-21 days later

TANK MIXING COMPATIBILITY

Omex Seastar-F is compatible with most, but not all, pesticides, growth regulators and micro-nutrients with regard to physical tank mixing and biological effects on the crop. However, Omex cannot accept any liability for any loss or damage as not all pesticides have been tested and because the efficacy of any mix will depend on, among other factors, the pesticide concerned, crop conditions, growth stage, weather and volumes of water used. Do not mix with phosphates or sulphates.

PRECAUTIONS

Omex Seastar-F should be stored in frost free conditions with optimum storage range between 5-40°C. Omex Seastar-F is a non-hazardous and non-flammable foliar fertiliser. Gloves and face shield should be worn when handling the concentrate. In situations of prolonged storage there may be slight settling of the nutrient particles. This is reversible on shaking.

PACKING: Omex Seastar-F is available in HDPE drums of 0.25L, 0.5L, 1L, 3L, 5L, 10L capacity. Drums are fitted with tamper evident closures. 200 and 1000 Litre mini bulk available.

OMEX
AGRIFLUIDS

Omex Agrifluids Limited
Saddlebow Road • King's Lynn • Norfolk PE34 3JA • UK
t: +44 (0)1553 817 500 • f: +44 (0)1553 817 501
e: agrifluids@omex.com • www.omex.com

Kingfol

flowable foliar nutrients

Kingfol foliar nutrients have been formulated using the high quality mineral elements, to give the benefits listed below:

- ◆ Concentrated liquid formulations to minimise handling, packaging, transport and application rates
- ◆ Widely tank-mixable with agrochemicals
- ◆ Formulated with uptake enhancers to optimise performance over time
- ◆ Disperses easily with no need for pre-mixing
- ◆ Single element formulations to correct specific deficiencies



The Kingfol Range

Product	Element	Analysis	w/v	w/w	Application Rate l/ha
Kingfol Mg	Magnesium	Mg	22%	17%	2 - 4
Kingfol S	Sulphur	S	72%	51%	5 - 10
Kingfol Zn	Zinc	Zn	70%	41%	0.5 - 1
Kingfol Cu	Copper	Cu	100%	49.5%	0.25 - 0.5
Kingfol Mn	Manganese	Mn	52.8%	28.9%	0.5 - 1
Kingfol Cu/Mn/Zn	Copper	Cu	8.0%	4.7%	0.5 - 1
	Manganese	Mn	33.0%	19.4%	
	Zinc	Zn	11.0%	6.5%	
	Nitrogen	N	1.7%	1.0%	

DIRECTIONS FOR USE

The spray tank should be filled with half of the required amount of water. Measure the required amount of Omex Kingfol and add to the tank whilst maintaining constant agitation. Add remaining water to correct dilution. Spray.



OMEX
AGRIFLUIDS

www.omex.com

DILUTION: Recommended water rate is 500-1000 Litres per hectare

Always shake container before opening



Magnesium

Magnesium is a major element, essential for optimum growth and development in plants. It is an integral part of chlorophyll, and also is involved in enzyme systems which govern oil production on yield in oilseed rape and other oil bearing crops. It is used widely as a foliar spray on cereals at ear emergence, and on potatoes during bulking, to increase yield.

Sulphur

Sulphur is a major element for plant growth. Atmospheric deposition has declined dramatically in recent years and consequently the need for supplementation is now greater than ever. Kingfol S is a unique formulation of 'bio sulphur' which contains microbial biomass. This, coupled with the extremely fine particle size, gives responses which can be greater than conventional sulphur sources, such as ammonium sulphate.

Zinc

Throughout the world Zinc deficiency is the most widespread of all the micronutrients. It stimulates enzyme activity within the plant and can be associated with calcium in deficiencies such as bitter pit. Applications of foliar zinc often stimulate rooting and are particularly useful in early crop growth.

Copper

Copper is a micronutrient involved in many enzyme systems. Some of these include pollen formation and fertility, with deficiency resulting in effects on plant growth and yield.

TANK MIXING COMPATIBILITY

The Omex Kingfol Range is compatible with most, but not all, pesticides, growth regulators and micro-nutrients with regard to physical tank mixing and biological effects on the crop. However, Omex cannot accept any liability for any loss or damage as not all pesticides have been tested and because the efficacy of any mix will depend on, among other factors, the pesticide concerned, crop conditions, growth stage, weather and volumes of water used.

Manganese

The micronutrient manganese is involved in many enzyme systems within the plant. Deficiencies are common in a wide range of crops. Manganese can be poorly absorbed from the soil and foliar applications are often a routine part of crop production.

Foliar absorption

The use of unique enhancers allows the nutrients to enter the plant by two main pathways, one acting quickly and the other more slowly. This provides a mechanism for sustained uptake over time. The quick uptake is achieved by direct entry via stomata on the surface of the leaf.

This relies on good coverage from the foliar spray. To maximise uptake via this route, addition of a good quality wetter, such as Omex SW7 is recommended. This leads to stomatal flooding, allowing maximum absorption.

The slower, sustained uptake is brought about by the uptake enhancers in the formulation. These work by stimulating the microbes which live naturally on the surface of the leaf – sometimes referred to as the epiphyllic micro organisms. These help solubilise the remaining foliar spray. Once in ionic form, it then passes into the plant by diffusion through minute aqueous pores in the leaf cuticle.

PRECAUTIONS

The Omex Kingfol Range should be stored in frost free conditions with optimum storage range between 5-40°C. The Omex Kingfol Range is a non-hazardous and non-flammable foliar fertiliser. Gloves and face shield should be worn when handling the concentrate. In situations of prolonged storage there may be slight settling of the nutrient particles. This is reversible on shaking.

PACKING: Omex Kingfol is available in HDPE drums of 0.25L, 0.5L, 1L, 3L, 5L, 10L capacity. Drums are fitted with tamper evident closures. 200 and 1000 Litre mini bulk available.

Omex Agrifluids Limited

Saddlebow Road • King's Lynn • Norfolk PE34 3JA • UK

t: +44 (0)1553 817 500 • f: +44 (0)1553 817 501

e: agrifluids@omex.com • www.omex.com

OMEX
AGRIFLUIDS

Primer CoMo Bio 12 & 33

FUNCTION

Molybdenum and cobalt are key elements in plant metabolism which have many functions.

MOLYBDENUM

Taken up as MoO₄, molybdenum plays a vital role in the enzyme processes that convert nitrogen into amine. As a result, low molybdenum status is very similar to nitrogen stress.

In addition, plants with insufficient molybdenum can display problems with stem extension and leaf expansion.

Being very mobile in most soils, molybdenum availability is often low.

COBALT

Cobalt is a co-factor in the formation of the vitamin B group, particularly B12, and is of major significance to leguminous plants as this affects nitrogen fixation.

Not generally a problem in most temperate crops. However, cobalt stress can be a major factor in the development and performance of crops such as ground nuts, navy beans and soya beans.

DESCRIPTION

Primer CoMo Bio 12 & 33 are high concentration suspension seed treatments containing cobalt, molybdenum and a natural biostimulant.


The application of Primer CoMo Bio 12 & 33 to the seed ensures the crop has the best start possible by providing optimum levels of cobalt and molybdenum for nitrogen processing, stem elongation, leaf expansion and nitrogen fixation.

The natural biostimulant promotes rapid root development by providing natural auxins and cytokinins in the correct ratio. This dual action early root and shoot development promotes even germination and allows the crop to rapidly take up water and nutrients. Treated plants are better able to withstand stress and to optimise yield potential.

Analysis of Primer CoMo Bio 12 & 33

		Primer CoMo Bio 12		Primer CoMo Bio 33	
		Wt/Wt*	Wt/Vol	Wt/Wt*	Wt/Vol
Molybdenum	Mo	10.0%	12.9%	20.0%	32.6%
Cobalt	Co	1.0%	1.3%	1.0%	1.6%
Natural Biostimulant		10.0%	12.9%	20.0%	32.6%
pH (10% solution)		5.9-6.9		6.2-7.2	
Specific Gravity		1.27-1.31 g/ml @ 18°C		1.61-1.65 g/ml @ 18°C	

*For registration purposes Wt/Wt concentrations are recommended.



OMEX
AGRIFLUIDS

www.omex.com

Always shake container before opening



Application rates:

CROP	PRODUCT	DOSE	TIMING OF APPLICATION
Soya bean	Primer CoMo Bio 12	0.3 - 0.5 ltr/100kg seed	Seed Treatment
	Primer CoMo Bio 33	0.1 - 0.2 ltr/100kg seed	Seed Treatment



TANK MIXING COMPATIBILITY

Omex Primer CoMo Bio 12 & 33 is compatible with most, but not all, pesticides, growth regulators and micro-nutrients with regard to physical tank mixing and biological effects on the crop. However, Omex cannot accept any liability for any loss or damage as not all pesticides have been tested and because the efficacy of any mix will depend on, among other factors, the pesticide concerned, crop conditions, growth stage, weather and volumes of water used.

PRECAUTIONS

Omex Primer CoMo Bio 12 & 33 should be stored in frost free conditions with optimum storage range between 5-40°C. Omex Primer CoMo Bio 12 & 33 is a non-hazardous and non-flammable foliar fertiliser. Gloves and face shield should be worn when handling the concentrate. In situations of prolonged storage there may be slight settling of the nutrient particles. This is reversible on shaking.

PACKING: Omex Primer CoMo Bio 12 & 33 is available in HDPE drums of 0.25L, 0.5L, 1L, 3L, 5L, 10L capacity. Drums are fitted with tamper evident closures. 200 and 1000 Litre mini bulk available.

Omex Agrifluids Limited
 Saddlebow Road • King's Lynn • Norfolk PE34 3JA • UK
 t: +44 (0)1553 817 500 • f: +44 (0)1553 817 501
 e: agrifluids@omex.com • www.omex.com



Primer Bio Zn

FUNCTION

Zinc is a key element in plant metabolism which has many functions including:

- Formation and modulation of various enzymes. This activity is important throughout the life of the plant but is critical at germination and early root and shoot development.
- Protein synthesis. The presence of zinc is very important at times of rapid tissue growth when it is involved directly in conversion of amino acids into protein. Zinc deficient plants accumulate amino acids and do not produce sufficient protein to develop.
- Production of essential plant hormones. Zinc deficient plants display symptoms of stunted growth associated with disturbed auxin production.
- Membrane integrity. It is thought that zinc is important in reducing membrane permeability, thus improving the plant's ability to withstand oxidative stress.
- High levels of phosphorus can induce zinc deficiency in soils with low zinc levels

DESCRIPTION

Primer Bio Zn is a high concentration suspension seed treatment containing zinc and a natural biostimulant derived from seaweed.

The application of Primer Bio Zn to seed ensures the crop has the best start possible by providing optimum levels of zinc for enzyme and protein production.




The seaweed extract stimulates rapid root development by providing natural auxins and cytokinins in the correct ratio. This dual action early root and shoot development promotes even germination and allows the crop to rapidly take up water and nutrients.

Treated plants are better able to withstand stress and to optimise yield potential.

Analysis of Primer Bio Zn

	Wt/Wt*	Wt/Vol
Zinc	Zn	40.50% 70.00 (700gm/lt)
Natural Biostimulant		20.00% 34.60 (346gm/lt)
pH (10% solution)		8.3 - 9.3
Specific Gravity		1.71-1.75 g/ml @ 18°C

*For registration purposes Wt/Wt concentrations are recommended.



Always shake container before opening



Recommendations for use:

CROP	DOSE	TIMING OF APPLICATION
Rice	0.8 – 1.6 lt/100kg seed	Seed Treatment
Maize	0.6 – 1.2lt/100kg seed	Seed Treatment
Sugarcane	9ml/msq	Sprayed onto seed sets in planting furrow

TANK MIXING COMPATIBILITY

Primer Bio Zn is compatible with most, but not all, pesticides, growth regulators and micro-nutrients with regard to physical tank mixing and biological effects on the crop. However, Omex cannot accept any liability for any loss or damage as not all pesticides have been tested and because the efficacy of any mix will depend on, among other factors, the pesticide concerned, crop conditions, growth stage, weather and volumes of water used.

PRECAUTIONS

Primer Bio Zn should be stored in frost free conditions with optimum storage range between 5-40°C. Primer Bio Zn is a non-hazardous and non-flammable foliar fertiliser. Gloves and face shield should be worn when handling the concentrate. In situations of prolonged storage there may be slight settling of the nutrient particles. This is reversible on shaking.

PACKING: Primer Bio Zn is available in HDPE drums of 0.25L, 0.5L, 1L, 3L, 5L, 10L capacity. Drums are fitted with tamper evident closures. 200 and 1000 Litre mini bulk available.



Omex Agrifluids Limited
 Saddlebow Road • King's Lynn • Norfolk PE34 3JA • UK
 t: +44 (0)1553 817 500 • f: +44 (0)1553 817 501
 e: agrifluids@omex.com • www.omex.com

Biomex Starter

FUNCTION

Biomex Starter is applied as a soil amendment at planting. Treated plants are better able to compensate for stress from biotic (pathogens) and abiotic factors (e.g. salt, drought). The beneficial bacteria develop with the root system, stimulating growth and shielding it from attack by pathogens.

Benefits include:

- Improved germination
- Improved root development
- Improved yield
- Earlier harvest
- Improved plant health

DESCRIPTION

A concentrated suspension containing naturally occurring micro-organisms, for soil application in a range of agricultural and horticultural crops.

PHYSICAL PROPERTIES

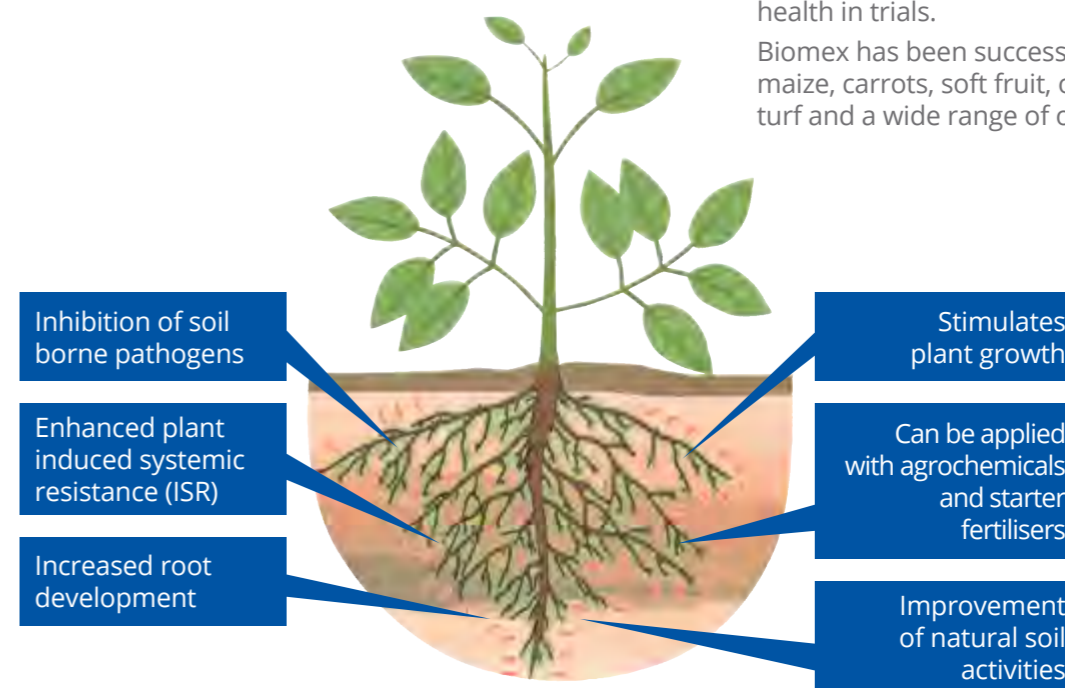
The formulation of Biomex Starter is a water based liquid containing living spores with 2.5x10¹⁰ cfu/g (colony forming units per gram) and 20% preservatives. The formulation is stable for more than one year at 20°C, if not opened. It should be stored in a cool dark place.

BIOLOGICAL ACTIVITY

The product works by colonising the roots of the growing plant with true beneficial effects. The first is shielding of the plant roots from pathogenic fungal attack, the second is the secretion to compounds which increase nutrient availability to the plant.

The formulation is approved for organic farming, and is extremely stable in storage and in mixtures. Biomex Starter can also be mixed with fungicides or fertilisers for ease and accuracy of application. Combined applications with specific nutrient products such as Omex DP98 and Omex Vitomex have shown an enhanced effect on yield and crop health in trials.

Biomex has been successfully used on potatoes, maize, carrots, soft fruit, ornamentals, tomatoes, turf and a wide range of other crops and plants.



DIRECTIONS FOR USE

The spray tank should be filled with half of the required amount of water. Measure the required amount of Biomex Starter and add to the tank whilst maintaining constant agitation. Add remaining water to correct dilution. Spray.



DILUTION: Apply in a minimum spray volume of 200 L/ha.
Always shake container before opening



Recommendations for use:

CROP	RATE l/ha	RATE ml/100l	TIMING OF APPLICATION
Potatoes	0.5 l/ha	250	Pre-planting soil application
Brassicas and Vegetables	0.5-3.0l/ha	250-1500	Pre-planting soil application
Brassicas	9ml/msq	-	Module drench
Carrots	1.0-2.0 L/ha	500-1000	Module drench
Hops	4ml/m sq	-	Module drench
Nursery Stock	0.5-3.0l/ha	500-1000	Module drench
Seed Treatment	0.5 - 3ml per kg seed	-	Apply with a fine spray to ensure even coverage

APPLICATION

Biomex Starter is an easy to use liquid formulation. The bottle should be shaken before use, and the spray solution or mixture should be applied within 8 hours. Application should be made either directly to the seed, or incorporated in the soil immediately surrounding the seed (e.g. in conjunction with fungicides via an on-planter applicator in potatoes, or in mixture with liquid placement fertilisers).

TANK MIXING COMPATIBILITY

Biomex Starter is compatible with most, but not all, pesticides, growth regulators and micro-nutrients with regard to physical tank mixing and biological effects on the crop. However, Omex cannot accept any liability for any loss or damage as not all pesticides have been tested and because the efficacy of any mix will depend on, among other factors, the pesticide concerned, crop conditions, growth stage, weather and volumes of water used.

PRECAUTIONS

Biomex Starter should be stored in frost free conditions with optimum storage range between 5-40°C. Biomex Starter is a non-hazardous and non-flammable foliar fertiliser. Gloves and face shield should be worn when handling the concentrate. In situations of prolonged storage there may be slight settling of the nutrient particles. This is reversible on shaking.

PACKING: Biomex Starter is available in HDPE drums of 0.25L, 0.5L, 1L, 3L, 5L, 10L capacity. Drums are fitted with tamper evident closures. 200 and 1000 Litre mini bulk available.



Omex Agrifluids Limited
Saddlebow Road • King's Lynn • Norfolk PE34 3JA • UK
t: +44 (0)1553 817 500 • f: +44 (0)1553 817 501
e: agrifluids@omex.com • www.omex.com

Biomex Plus

FUNCTION

Biomex Plus is applied as a soil amendment at planting. Treated plants are better able to compensate for stress from biotic (pathogens) and abiotic factors (e.g. salt, drought). The beneficial bacteria develop with the root system, stimulating growth and shielding it from attack by pathogens.

Benefits include:

- Improved germination
- Improved root development
- Improved yield
- Earlier harvest
- Improved plant health
- Reduced disease intensity and frequency

DESCRIPTION

Biomex Plus is a unique patented co-formulation of the naturally occurring soil organism, *Bacillus amyloliquefaciens*, an unmodified rhizobacteria, with phosphite, potassium, copper, zinc and manganese.



Analysis of Biomex Plus

		Wt/Wt*	Wt/Vol
Total Phosphate Water Soluble Phosphite	P ₂ O ₅	14.5%	19.3%
		0.00%	0.00%
		14.50%	19.3%
Potassium	K ₂ O	12.8%	17.00%
Copper	Cu	0.3%	0.44%
Zinc	Zn	0.8%	1.1%
Manganese	Mn	0.15%	0.2%
<i>Bacillus amyloliquefaciens</i>		5x10 ⁹ cfu/g	
pH (10% solution)		4.5-5.5	
Specific Gravity		1.32-1.36 @ 18°C	

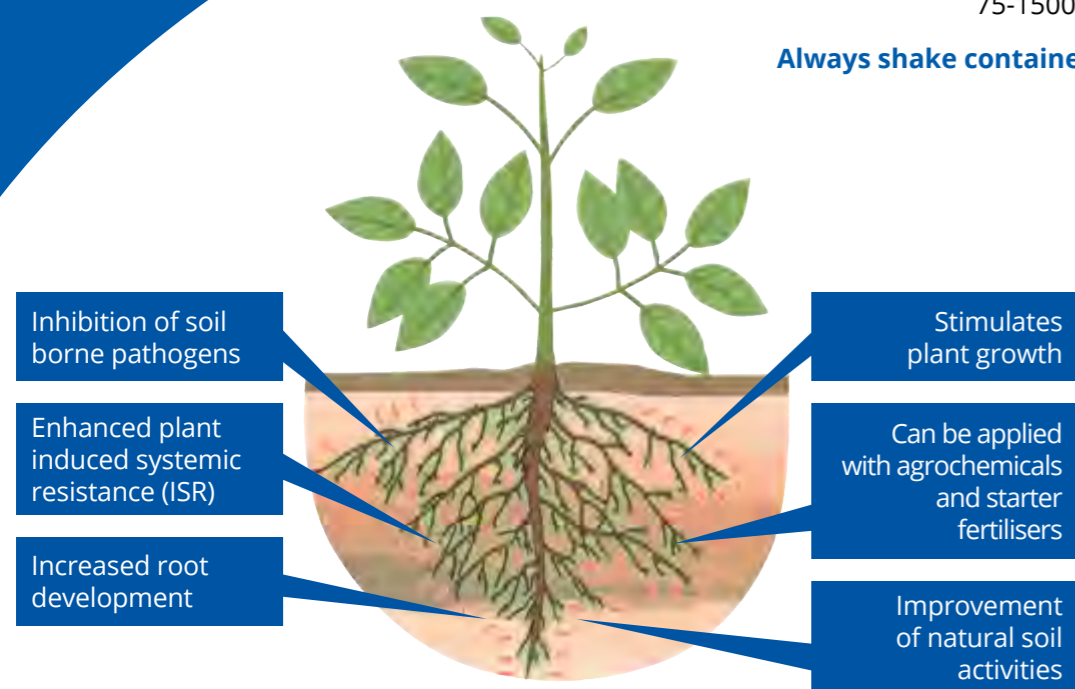
DIRECTIONS FOR USE

The spray tank should be filled with half of the required amount of water. Measure the required amount of Biomex Plus and add to the tank whilst maintaining constant agitation. Add remaining water to correct dilution. Spray.



DILUTION: Recommended water rate is 75-1500 Litres per hectare

Always shake container before opening



Recommendations for use:

CROP	TIMING	RATE	COMMENTS
Potatoes	On planter application or with Liquid placement fertiliser	2.5 l/ha	Efficacy will be optimised when soil temperatures exceed 10°C
Other Crops	Apply adjacent to seed at planting	2.5 l/ha	Efficacy will be optimised when soil temperatures exceed 10°C

APPLICATION

Biomex Plus is a water-based liquid containing living spores, preservatives and nutrients. The formulation is extremely stable in storage and in mixtures. Before use the bottle should be shaken, and the spray solution or mixture should be applied within 8 hours. Application should be made either directly to the seed, or incorporated in the soil immediately surrounding the seed (e.g. via an on-planter applicator, or in mixture with liquid placement fertilisers).

Please contact Omex for further specific guidance on suitable application methods and compatibility.

TANK MIXING COMPATIBILITY

Biomex Plus is compatible with most, but not all, pesticides, growth regulators and micro-nutrients with regard to physical tank mixing and biological effects on the crop. However, Omex cannot accept any liability for any loss or damage as not all pesticides have been tested and because the efficacy of any mix will depend on, among other factors, the pesticide concerned, crop conditions, growth stage, weather and volumes of water used.

PRECAUTIONS

Biomex Plus should be stored in frost free conditions with optimum storage range between 5-40°C. Biomex Plus is a non-hazardous and non-flammable foliar fertiliser. Gloves and face shield should be worn when handling the concentrate. In situations of prolonged storage there may be slight settling of the nutrient particles. This is reversible on shaking.

PACKING: Biomex Plus is available in HDPE drums of 0.25L, 0.5L, 1L, 3L, 5L, 10L capacity. Drums are fitted with tamper evident closures. 200 and 1000 Litre mini bulk available.



Omex Agrifluids Limited
 Saddlebow Road • King's Lynn • Norfolk PE34 3JA • UK
 t: +44 (0)1553 817 500 • f: +44 (0)1553 817 501
 e: agrifluids@omex.com • www.omex.com

Omex Garland

FUNCTION

Omex Garland is a natural soil amendment product which when applied around the root system as an effective soil conditioner. It both provides sulphur and has a general biostimulating effect. Garland is approved for use by organic farms by the UK Organic Farmers & Growers.

DESCRIPTION

Omex Garland is a unique concentrated water soluble suspension based on garlic extract produced by cell-burst technology. The garlic extract, containing allicin, is co-formulated with another naturally occurring plant extract which acts as a synergist.



Typical Analysis of Omex Garland

		Wt/Wt*
Sulphur	S	4000ppm
	SO ₃	10000ppm
pH (10% solution)		4.5-5.5
Specific Gravity		1.1-1.2 @ 18°C

*For registration purposes Wt/Wt concentrations are recommended.

DIRECTIONS FOR USE

The spray tank should be filled with half of the required amount of water. Measure the required amount of Omex Garland and add to the tank whilst maintaining constant agitation. Add remaining water to correct dilution. Spray.



DILUTION: Recommended water rate is 200-1500 Litres per hectare

Always shake container before opening



Recommendations for use:

APPLICATION	RATE	APPLICATION DETAILS
Soil Application	5L/ha	Initially, followed by 3 applications of 1L/ha.

N.B. For best results, apply Omex Garland through drip irrigation systems with regular nutrient feeds.

TANK MIXING COMPATIBILITY

Omex Garland is compatible with most, but not all, pesticides, growth regulators and micro-nutrients with regard to physical tank mixing and biological effects on the crop. However, Omex cannot accept any liability for any loss or damage as not all pesticides have been tested and because the efficacy of any mix will depend on, among other factors, the pesticide concerned, crop conditions, growth stage, weather and volumes of water used.

PRECAUTIONS

Omex Garland should be stored in frost free conditions with optimum storage range between 5-40°C. Omex Garland is a non-hazardous and non-flammable foliar fertiliser. Gloves and face shield should be worn when handling the concentrate. In situations of prolonged storage there may be slight settling of the nutrient particles. This is reversible on shaking.

PACKING: Omex Garland is available in HDPE drums of 0.25L, 0.5L, 1L, 3L, 5L, 10L capacity. Drums are fitted with tamper evident closures. 200 and 1000 Litre mini bulk available.

OMEX
AGRIFLUIDS

Omex Agrifluids Limited
Saddlebow Road • King's Lynn • Norfolk PE34 3JA • UK
t: +44 (0)1553 817 500 • f: +44 (0)1553 817 501
e: agrifluids@omex.com • www.omex.com

Organomex 6-2-4

FUNCTION

Organomex 6-2-4 contains all essential nutrients including calcium which is vital for cell wall maintenance. Regular applications of Organomex 6-2-4 will help to prevent physiological disorders such as blossom end rot in tomatoes, bitter pit in apples, soft berried fruit and black heart in celery. Organic constituents (proteins, amino acids and globulins) decompose slowly to provide additional nutrient release and improved microbial activity in the soil.

Organomex 6-2-4 also acts as a sticker/spreader for other foliar nutrients, helping to improve the efficacy of sprays. It is non phytotoxic, therefore ideal for seedlings, transplants and stressed plants where conventional fertiliser application may cause leaf burn or root damage.

DESCRIPTION

Organomex 6-2-4 is an organic liquid fertiliser based on plant extracts and Kali Vinasse. It contains a balanced combination of nutrients which together encourage strong and healthy growth in fruiting and flowering plants. Organomex 6-2-4 is rapidly taken up by both foliage and roots so beneficial results are achieved quickly and economically.



Typical Analysis of Organomex 6-2-4 (Organomex 8-3-3 also available)

		Wt/Wt*	Wt/Vol
Nitrogen	N	6.0 %	7.5%
Phosphate	P ₂ O ₅	2.0 %	2.5%
Potassium	K ₂ O	4.0 %	5.0%
Calcium	CaO	1.2 %	1.5%
Sulphur	SO ₃	1.6 %	2.0%
Magnesium	MgO	0.3 %	0.4%
Iron	Fe	256 mg/kg	320 mg/kg
Manganese	Mn	25 mg/kg	31 mg/kg
Zinc	Zn	32 mg/kg	40 mg/kg
Copper	Cu	12 mg/kg	15 mg/kg
Boron	B	310 mg/kg	388 mg/kg
Molybdenum	Mo	2 mg/kg	3 mg/kg

pH (10% solution)

6.00-7.00

Specific Gravity

1.23-1.27 @ 18°C

*For registration purposes Wt/Wt concentrations are recommended.

DIRECTIONS FOR USE

The spray tank should be filled with half of the required amount of water. After shaking the container, measure the required amount of Omex Organomex 6-2-4 and add to the tank whilst maintaining constant agitation. Add remaining water to correct dilution. Spray.

OMEX
AGRIFLUIDS



www.omex.com

Protected Crops – Foliar Spray

For protected crops apply Organomex 6-2-4 at 2.5-4.0 ml/litre, as a high volume spray. Use the lower rate on sensitive crops.

Always shake container before opening

**DRIP IRRIGATION AND HYDROPONIC SYSTEMS**

Organomex 6-2-4 may be used as a liquid feed through drip irrigation systems for both soil and substrate grown plants. The suggested application rate is 2.5 mls per litre (final concentration). This may be achieved by adding 25 litres of Organomex 6-2-4 to 75 litres of water (to make 100 litres of stock) and diluting through a fertiliser injector at 1% (1:100). This may be applied at each watering for substrate grown crops, or every 2-3 days in soil crops.

IMPORTANT: This use of Organomex 6-2-4 in recycled hydroponic systems as a total feed is not advised. Organomex 6-2-4 is a totally organic feed and over an extended period of time may become a food source for plant pathogens, when used at high rates. It is however completely safe when used as an organic growth promoter and used at lower rates of application such as 1 ml/litre.

Recommendations for use:

CROP	RATE l/ha	RATE ml/100l	APPLICATION TIMING
Asparagus	5.0	500	Apply when fern is 10-15cm high. Repeat twice at 14-21 day intervals
Brassicas & Beet Crops	5.0	500	Apply at 3 leaf stage. Repeat 3-4 times at 10-14 day intervals
Other Field Vegetables	5.0	500	Apply at 4 leaf stage. Repeat 3-4 times at 14 day intervals
Potatoes	5.0	500	Apply at first Tuber initiation. Repeat 2-3 times at 14 day intervals
Hops	5.0	500	Apply when bine halfway up string. Repeat 3-4 times at 14 day intervals
Nursery Stock	4.0	400	Apply at first new leaf. Repeat 3-4 times at 10-14 day intervals
Soft fruit & Vines	5.0	500	Apply at first new leaf. Repeat 3-4 times until green fruits set
Top fruit	5.0	500	Apply at first new leaf. Repeat 5-6 times at 10-14 day intervals

Since Organomex 6-2-4 is an organic material, it does not behave as conventional inorganic fertilisers and does not have a stable EC (electrical Conductivity). The EC will depend on the break-down of organic material into inorganic constituents.

TANK MIXING COMPATIBILITY

Omex Organomex 6-2-4 is compatible with most, but not all, pesticides, growth regulators and micro-nutrients with regard to physical tank mixing and biological effects on the crop. However, Omex cannot accept any liability for any loss or damage as not all pesticides have been tested and because the efficacy of any mix will depend on, among other factors, the pesticide concerned, crop conditions, growth stage, weather and volumes of water used.

PRECAUTIONS

Omex Organomex 6-2-4 should be stored in frost free conditions with optimum storage range between 5-40°C. Omex Organomex 6-2-4 is a non-hazardous and non-flammable foliar fertiliser. Gloves and face shield should be worn when handling the concentrate. In situations of prolonged storage there may be slight settling of the nutrient particles. This is reversible on shaking.

PACKING: Omex Organomex 6-2-4 is available in HDPE drums of 0.25L, 0.5L, 1L, 3L, 5L, 10L capacity. Drums are fitted with tamper evident closures. 200 and 1000 Litre mini bulk available.

Omex Agrifluids Limited

Saddlebow Road • King's Lynn • Norfolk PE34 3JA • UK

t: +44 (0)1553 817 500 • f: +44 (0)1553 817 501

e: agrifluids@omex.com • www.omex.com

OMEX
AGRIFLUIDS

Omex Soluble Fertilisers

Advanced Powder Formulations

No.	Analysis
1	38-10-04+TE
2	13-00-45+TE
3	15-30-15+TE
4	28-14-14+TE
5	20-20-20+TE
6	18-18-18+TE+2MgO
7	16-09-26+TE+3MgO
8	33.5-00-12+TE
9	17-06-18+TE
10	12-15-35+TE
11	10-08-40+TE
12	15-15-30+TE
13	12-04-24+TE+6MgO
14	22-21-17+TE
15	12-12-36+TE
16	00-52-34+TE
17	12-23-28+TE
18	13-22-26+TE
19	13-40-13+TE
20	13-40-10+TE
21	30-10-10+TE

Intensively grown crops require high nutrient inputs to achieve satisfactory yields and quality. It is not possible to provide all these nutrients with the base fertiliser, which means supplementary feeding during the growth of the crop is required. Application, via irrigation water, is an efficient way of supplying these additional nutrient requirements.

OMEX offer a comprehensive range of advanced powder formulations manufactured only from technical grade raw materials and blended to exacting quality standards.

The OMEX range may be used in all fertigation systems to provide a balanced nutrient programme containing NPK, magnesium and essential chelated micro elements. Coloured dyes can also be included in each analysis.

Benefits

- ◆ Technical grade raw materials ensuring 100% solubility in water ensuring a high degree of crop safety.
- ◆ Nutrients immediately available for plant uptake.
- ◆ No risk of blockages to irrigation equipment, designed for use with all types of irrigation systems.
- ◆ Contain chelated trace elements which are readily available and long lasting.
- ◆ Extensive range of NPK ratios providing optimum feed for differing growth stages which meet all crop requirements.
- ◆ Secondary nutrients magnesium, sulphur present. Some high magnesium formulations also available.
- ◆ Free of unwanted salts such as chloride or sodium.
- ◆ Made in the United Kingdom.

NEW Facilities

OMEX has opened a brand new facility, dedicated to the production of the highest quality soluble fertilisers. This state of the art facility is equipped with the latest blending and packing technology.



Available in 10kg and 25kg bags

OMEX
AGRIFLUIDS

www.omex.com

Omex MDS

Better distribution of micronutrients



- Easy to apply concentrated aqueous suspensions with high levels of micronutrients.
- Eliminates generation of dust during the blending process.

- Specifically formulated to evenly coat granular fertiliser.
- Better distribution of micronutrients in field compared to other methods.
- Application rate adjustable to deliver exactly the micronutrients the plant needs.
- Economic & efficient way to soil-apply agronomically available micronutrients.

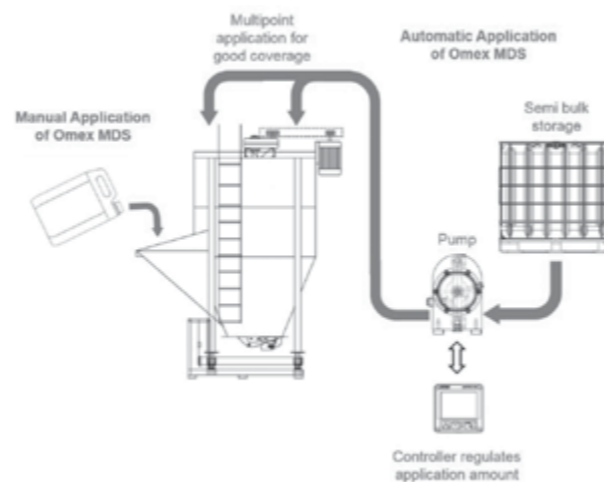
Product Range

PRODUCT	MICRONUTRIENT WT/WT	MICRONUTRIENTS G/LITRE					
		B	Fe	Mg	Mn	Cu	Zn
MDS Boron	7.5% B	100					
MDS Copper	49% Cu					1000	
MDS Iron	20% Fe		300				
MDS Magnesium	20% Mg			300			
MDS Manganese	27% Mn				500		
MDS Zinc	48% Zn						1000
MDS ZB	17% Zn 8% B	125					250
MDS ZMB	18% Zn 9% Mn 5% B	100			167		334

Additional nutrients and mixtures can be tailored to specific buyer requirements on request.

The Coating Process

- MDS can be used with rotary drum blenders (vertical & horizontal), screw auger / conveyer blenders, ribbon blenders & other volumetric blending systems.
- Application rates for MDS can be varied depending on crop, soil deficiency, crop removal rates & the granular fertiliser broadcasting / banding application rates.
- Multiple MDS products can be added to achieve required micronutrient ratios.
- MDS can be applied to urea coated with urease inhibitors (compatibility tests are recommended before full scale production).
- A MDS calculator can be provided to determine optimal application rate.



Omex Agrifluids Limited
 Saddlebow Road • King's Lynn • Norfolk PE34 3JA • UK
 t: +44 (0)1553 817 500 • f: +44 (0)1553 817 501
 e: agrifluids@omex.com • www.omex.com

Omex BioHumate

FUNCTION

Omex BioHumate acts on the soil to form complexes, or weak chelates with minerals, making them more available to the growing plants. Omex BioHumate also provides a source of energy to beneficial microorganisms in the soil solution, such as algae, mycorrhizae, fungi, bacteria, etc. which improves soil fertility and promotes plant growth and resistance to diseases.

DESCRIPTION

Omex BioHumate is a dark brown - black liquid containing 16-17% Humic acids. Humic substances are produced by the microbial degradation of ancient dead plant matter such as lignin and coal. Humic acids exist in three main forms; humic acids, fulvic acids and humin.



Analysis of Omex BioHumate

	Wt/Wt
Humic Acid (m/m)	16.80%
Nitrogen	1460 mg/kg
Phosphorous	221 mg/kg
Potassium	2195 mg/kg
Magnesium	37 mg/kg
Calcium	25 mg/kg
Copper	2.8 mg/kg
Zinc	4.5 mg/kg
Iron	1280 mg/kg
Manganese	0.6 mg/kg
Cobalt	<0.2 mg/kg
Sulphur	909 mg/kg
Boron	71 mg/kg
Iodine	0.3 mg/kg
pH (10% solution)	8.00-12.00
Specific Gravity	1.1-1.3 @ 18°C

DIRECTIONS FOR USE:

Apply directly to the soil at a rate of 5.0 to 10.0L/ha in a water volume of 200-400L water/ha.



www.omex.com

Omex Aminor Plus



FUNCTION

Plants expend energy in synthesising amino acids. Acids are the building blocks of proteins which are essential for the growth and development of plants. There are many advantages in applying high quality amino acids directly to crop plants.

Analysis of Omex Aminor Plus

		Wt/Wt	Wt/Vol
Nitrogen	N	7.50%	9.50%
Copper	Cu	1.00%	1.25%
Manganese	Mn	1.00%	1.25%
Zinc	Zn	1.00%	1.25%
Amino Acids		40.00%	50.00%
Specific Gravity		1.24-1.28 @ 18°C	
pH (10% solution)		4.0-5.0	

*For registration purposes Wt/Wt concentrations are recommended.

DIRECTIONS FOR USE:

Apply directly to the soil at a rate of 5.0 to 10.0L/ha.
Apply as a foliar feed at a rate of 2-4 l/ha.

OMEX
AGRIFLUIDS

DESCRIPTION

Omex Aminor Plus is a combination of declared essential amino acids in a highly soluble liquid formulation. Omex Aminor Plus is guaranteed to be free of harmful microorganisms, and levels of heavy metals are well below accepted tolerance levels.

Benefits include:

- **Ready made amino acids fully utilised by the plant, thus saving energy and optimising yield and quality of crops.**
- **Activates the plants natural defence mechanism, acting as a biostimulant and increasing tolerance to pests and disease.**
- **Improves flowering and fruit set.**
- **Helps overcome stress caused by adverse weather or pest attack.**
- **Improves the soil/substrate environment by encouraging beneficial microbial activity.**
- **Facilitates uptake of mineral nutrients by acting as a weak chelate preventing 'lock up'.**
- **Totally degradable in the environment.**

Omex Agrifluids Limited
Saddlebow Road • King's Lynn • Norfolk PE34 3JA • UK
t: +44 (0)1553 817 500 • f: +44 (0)1553 817 501
e: agrifluids@omex.com • www.omex.com

Omex Feomex



FUNCTION

Omex Feomex is effective in preventing and correcting iron deficiencies in a wide range of horticultural and arable crops, particularly those grown in high pH soils.

DESCRIPTION

Omex Feomex is a fully soluble powder formulation of Fe EDDHA containing 6% iron (Fe).

Typical Analysis of Feomex

	Wt/Wt
Total water soluble Iron	6.00%
Ortho-ortho EDDHA Fe chelates	3.50%
pH Stability Range	4.0-9.0
pH (10% Solution)	7.75 – 8.75

Recommendations for use:

CROP	RATE	TIMING
Fruit Trees	10-15g per tree 20-40g per tree 40-80g per tree	Young trees Fruit set Post fruit set/enlargement
Forestry Trees	10-50g per tree	
Grape & Kiwi	10-50g per plant	
Citrus Trees	5g per m ² 20-40g per plant 70-150g per plant	Nursery Young plants After fruit set
Lawn & oriental plants	2-5g per m ²	
Vegetables	2-3 kg/ha	
Strawberries	2-3 kg/ha	

DIRECTIONS FOR USE

Soil application: Dissolve Omex Feomex in a convenient amount of water, then apply to soil surface as a coarse low pressure spray. If the soil is compacted, the surface should be broken up before application to allow penetration.

Hydroponics/fertigation: 1ppm iron can be obtained by adding 17 grams of Omex Feomex per 1000 litres of solution.



OMEX
AGRIFLUIDS

www.omex.com

Weight & Measures

Length

1 millimetre	1000 micrometres	0.0394 inch
1 centimetre	10 millimetres	0.3937 inch
1 metre	100 centimetres	1.0936 yards
1 kilometre	1000 metres	0.6214 mile
1 inch		2.54 centimetres
1 foot	12 inches	30.48 centimetres
1 yard	36 inches	0.9144 metre
1 mile	1760 yards	1.6093 kilometres

Area

1 sq metre	10,000 sq centimetres	1.196 sq yards
1 hectare	10,000 sq metres	2.4711 acres
1 sq kilometre	100 hectares	0.3861 sq mile
1 sq foot	144 sq inches	0.0929 sq metre
1 sq yard	9 sq feet	0.8361 sq metre
1 acre	4840 sq yards	4046.9 sq metre

Capacity

1 cu decimetre	1000 cu centimetres	0.0353 cu foot
1 cu metre	1000 cu decimetres	1.3080 cu yards
1 litre	1 cu decimetre	0.22 gallon
1 cu yard	27 cu feet	0.7646 cu metre
1 pint	4 gills	0.5683 litre
1 gallon	8 pints	4.5461

Weight

1 gram	1000 milligrams	0.0353 ounce
1 kilogram	1000 grams	2.2046 pounds
1 tonne	1000 kilograms	0.9842 ton
1 ounce	437.5 grains	28.35 grams
1 pound	16 ounces	0.4536 kilogram
1 stone	14 pounds	6.35 kilograms
1 ton	2240 pounds	1.016 tonnes

USA Dry Measure Equivalents

1 pint	0.9689 UK pint	0.5506 litre
1 bushel	0.9689 UK bushel	35.238 litres

USA Liquid Measure Equivalents

1 pint (16fl oz)	0.8327 pint	0.4732 litre
1 gallon	0.8327 gallon	3.7853 litres

Temperature Conversion

$$C-5/9 (F-32) = F-9/5C+32$$

Celsius	-18°	-10	0	10	20	30	40				
Fahrenheit	0°	10	22	32	40	50	60	70	80	90	100

Conversion Formulae

To convert	Multiply by	To convert	Multiply by
Inches to centimetres	2.540	Cu centimetres to cu inches	0.06102
Centimetres to inches	0.39370	Cu feet to cu metres	0.02831
Feet to metres	0.3048	Cu metres to cu feet	35.3147
Metres to feet	3.2808	Cu yards to cu metres	0.7646
Yards to metres	0.9144	Cu metres to cu yards	1.3079
Metres to yards	1.09361	Cu inches to litres	0.01638
Miles to kilometres	1.60934	Litres to cu inches	61.027
Kilometres to miles	0.621371	Gallons to litres	4.545
Sq inches to sq centimetres	6.4516	Litres to gallons	0.22
Sq centimetres to sq inches	0.155499	Grains to grams	0.0647
Sq metres to sq feet	10.7638	Grams to grains	1143
Sq feet to sq metres	0.092903	Ounces to grams	28.3495
Sq yards to sq metres	0.83612	Grans to ounces	0.03528
Sq metres to sq yards	1.19599	Pounds to grams	453.592
Sq miles to sq kilometres	2.5899	Grams to pounds	0.00220
Sq kilometres to sq miles	0.386103	Pounds to kilograms	0.4536
Acres to hectares	0.40468	Kilograms to pounds	2.2046
Hectares to acres	2.47105	Tons to kilograms	1016.05
Cu inches to cu centimetres	16.3870	Kilograms to tons	0.0009842

OMEX

AGRIFLUIDS

OPERATIONS AND REGISTERED OFFICE:

Omex Agrifluids Limited • Saddlebow Road
Kings Lynn • Norfolk • PE34 3JA • UK

Tel: +44 (0)1553 817 500
Fax: +44 (0)1553 817 501
Email: agrifluids@omex.com

www.omex.com



Crop nutrition

θρέψη των
καλλιεργειών

Pflanzenernährung

Gewas voedingsstoffen

Nutrición
de cultivos

Nutrizione delle colture

作物营养

फसल, पोषण

kırpma beslenme

Nutrition
des cultures

питание растений

Lishe ya
mazao

ธาตุอาหารพืช

põllukultuuride toitumine

作物の栄養

Pemakanan tanaman

Живлення культури

Odżywiania
upraw

Nutriția
recolta

التغذية المحاصيل

Kultūraugu
uzturs

Usjeva
prehrana

dinh dưỡng

Хранене при растенията

AUGALŲ MITYBA

تغذية محصول

ជីវិតរុក្ខសម្រាប់ដំណាំ

Nutrição
das culturas

יבול נתתזו

cây trồng

작물 영양