
Cyanotoxins and Drinking Water

2018 Fall training
Bend 10/18/18

Casey Lyon, R.E.H.S.
Drinking Water Services



Oregon
Health
Authority


Center for Health Protection
Drinking Water Services

Presentation overview

- Overview of HABs science, health effects and impacts to drinking water systems
- Current regulations/recommendations regarding cyanotoxins
- Recap of bloom seasons in Oregon and across the U.S.
- Review HAB response guidance
- Drinking water treatment options
- EPA's recent actions and ongoing activities
- Take away messages and available resources



Blue-Green Algae (cyanobacteria) Blooms



Cyanobacteria science

- Have been living on earth for 2.7 billion years.
- 7,500 different species.
- Much of Earth's atmosphere oxygen can be attributed to cyanobacteria, oxygen is a by-product of photosynthesis.
- Many species can fix nitrogen.
- Can be found almost everywhere in our environment; oceans, fresh water, damp soil, bare rock and soil, Antarctic rocks.
- Can reproduce explosively under certain conditions.
- Some can produce toxins.
- Blooms appear to be increasing along the coastlines and surface waters, (NOAA).



Cyanobacteria in Oregon

- **Blue-green algae (Cyanobacteria)**
 - Diverse group of aquatic, photosynthetic bacteria



Microcystis



Aphanizomenon




Dolichospermum
(previously called
Anabaena,)

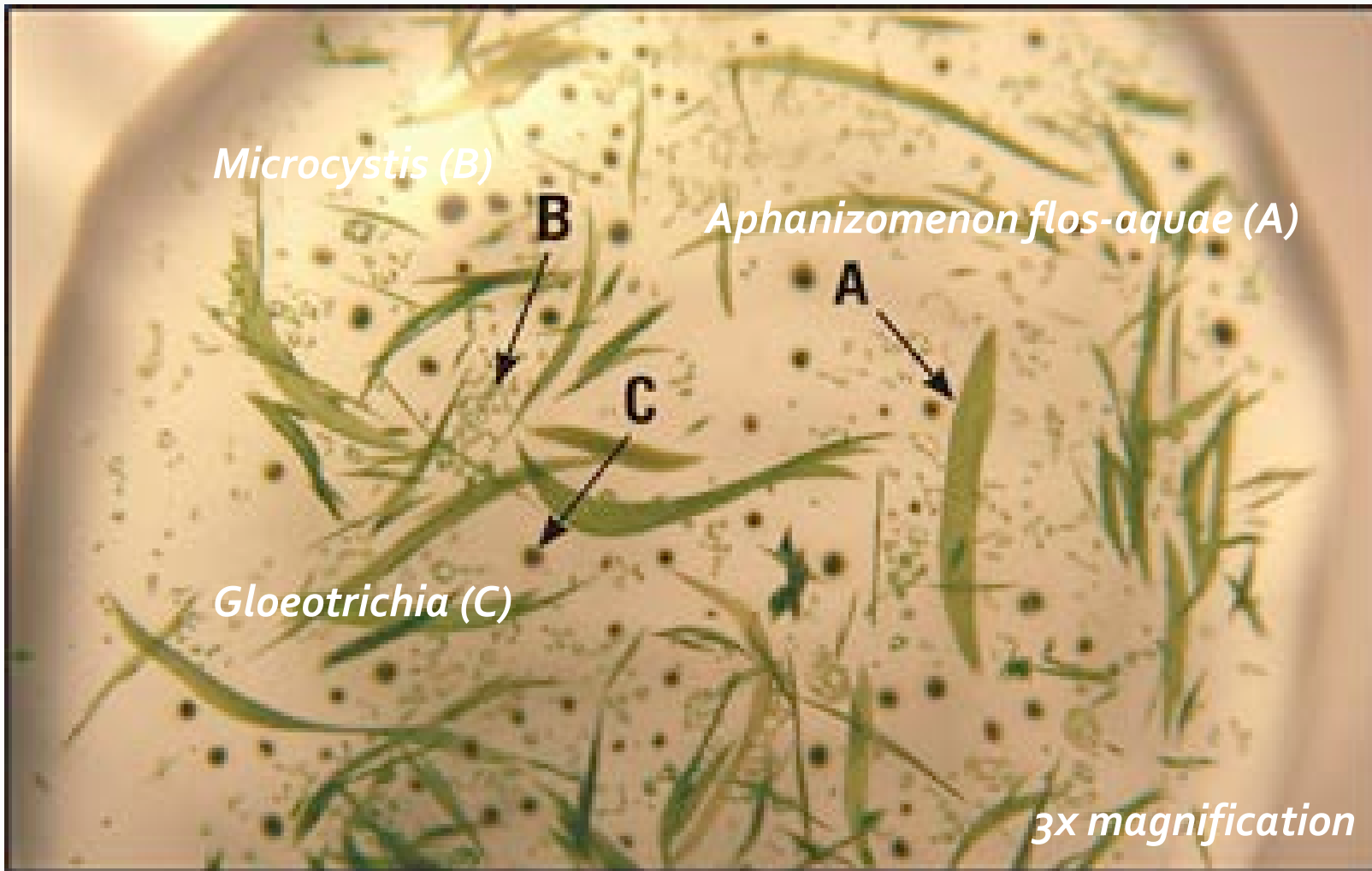
Phormidium favosum



Phormidium favosum (benthic)



Gloeotrichia



Lake water subsample containing colonies of Aphanizomenon flos-aquae (A), Microcystis (B), and Gloeotrichia (C). Although Aphanizomenon flos-aquae does not produce toxins, Microcystis and Gloeotrichia can both produce the hepatotoxin microcystin. Magnification = 3x. Photograph by Sara Eldridge, U.S. Geological Survey..

Source: <http://pubs.usgs.gov/fs/2009/3111/>

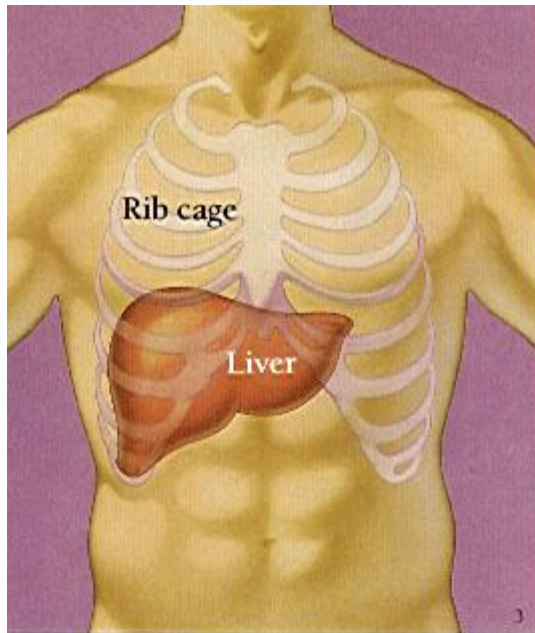
Toxins associated with various genera's of Cyanobacteria.

<u>Genus of Algae</u>	<u>Toxin Produced</u>	<u>Type of Toxin</u>
<i>Dolichospermum</i> (<i>Anabaena</i>)	Anatoxin, Saxitoxin	Neurotoxin
	Microcystin, Cylindrospermopsin	Hepatotoxin
<i>Aphanizomen</i>	Anatoxin, Saxitoxin	Neurotoxin
	Cylindrospermopsin	Hepatotoxin
<i>Planktothrix</i> (<i>Oscillatoria</i>)	Anatoxin	Neurotoxin
	Cylindrospermopsin, Microcystin	Hepatotoxin
<i>Cylindrospermopsis</i>	Cylindrospermopsin	Hepatotoxin
<i>Gloeotrichia</i>	Microcystin	Hepatotoxin
<i>Microcystis</i>	Microcystin	Hepatotoxin

- All species produce Lipopolysaccharides that can cause skin irritation

Neurotoxin = Nerve toxin
Hepatotoxin = Liver toxin

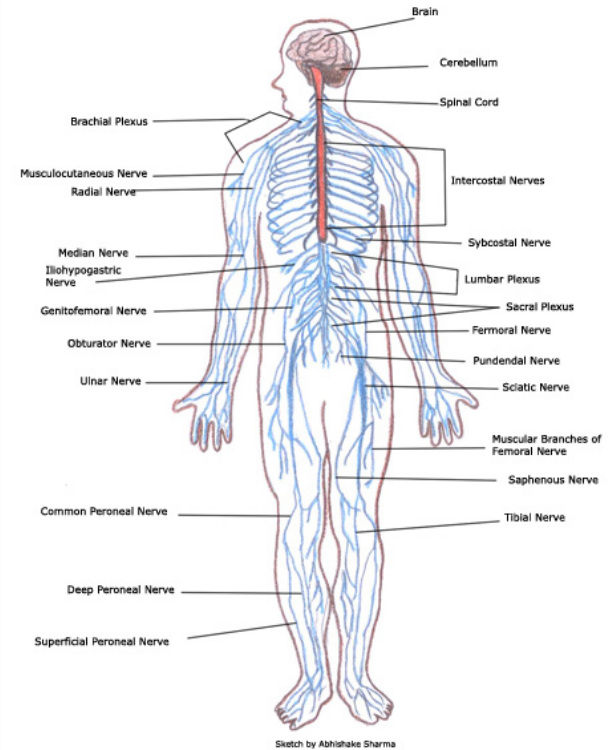
Toxicity and Target Organs



Hepatotoxins (like microcystin)



Skin rashes (LPS)




Nervous System Diagram

Neurotoxins (like anatoxin-a)


Challenges with cyanobacteria in drinking water sources

- Difference between recreational vs. drinking water; sampling locations, sample collection, threshold levels (40,000 & 100,000 vs. 2,000 and 15,000 cells/mL).
- Who is monitoring, where, for what, how often? Coordinate with others.
- Responsibility of lake manager to take samples, who is lake manager? Cost of sampling/shipping, default to PWS responsibility. Weekly/daily toxin testing during a bloom event can be very expensive..\$\$




Challenges with cyanobacteria in drinking water sources

1. Taste & odor complaints (Geosmin, MIB)
2. Toxins passing through treatment
3. Timing of toxin testing is a snap shot
4. Effects operation of plant:
 - Shorter filter run-times
 - Frequent backwashing
 - Screen and filter clogging
 - Scum formation in treatment basins
 - Treatment adjustments to optimize for HABs




Challenges with cyanobacteria in drinking water sources

- Long lab turnaround times
- Algaecides/pre-oxidants potentially lysing of cells and releasing of toxins
- Unpredictable toxin levels
- Cell counts don't correlate to toxin levels
- No federal regs – leaves states to decide to act or not.



International regulations for drinking water

- WHO 1.0 ug/L (ppb) for microcystin
- Australia 1.3 ppb for total microcystin
- Health Canada 1.5 ppb for total microcystin
- Canada 3.7 ppb for anatoxin-a
- New Zealand 3.0 ppb anatoxin-a
- Brazil 3.0 ppb for saxitoxin
- Brazil 15 ppb Cylindrospermopsin.



Regulations for Drinking Water-USA

US Environmental Protection Agency (EPA) now has health advisory values for Microcystin and Cylindrospermopsin (June, 2015).



- Microcystin-LR, Anatoxin-a, and Cylindrospermopsin are on the EPA's CCL3 and more on CCL4 list.
- 10 cyanotoxins on UCMR 4 monitoring list.
- Currently some states are implementing individual programs. OH, OR, FL, MN, OK, AK, IL, RI, WI, NY, WA, CA, KY, MA, NA, MN, NC, NH, KS, NE.
- Oregon used W.H.O. 1999 guidance document to create an internal HAB response procedure, now using EPA Health Advisory values.



EPA's Ten-Day Health Advisories for Cyanotoxins



- **Exposure pathway:** oral ingestion of drinking water
- **Exposed life stage and population:** children and adults

chemical	10-day advisory	
	Bottle-fed infants and pre-school children	School-age children and adults
microcystins	0.3 µg/L	1.6 µg/L
cylindrospermopsin	0.7 µg/L	3 µg/L

- 10-Day Health Advisory value is considered protective of non-carcinogenic adverse health effects over a 10-day exposure in drinking water.
- For those systems who choose to do so, it provides an opportunity to take actions to reduce exposure in finished drinking water by refining treatment processes to minimize public health risks.
- Additional information on health advisories: <https://www.epa.gov/nutrient-policy-data/guidelines-and-recommendations>

Oregon Cyanotoxin Guideline Values

	Anatoxin-A (µg/L)	Cylindrospermopsin (µg/L)	Saxitoxin (µg/L)	Microcystin (µg/L)
Drinking Water	3.0 adults 0.7 child	3.0 adults 0.7 child	1.6 adults 0.3 child	1.6 adults 0.3 child
Recreational Water	20	6	100	8
Dog-specific values*	0.6	0.2	3	0.2

*Dog-specific guideline values are for informational purposes only

Center for Health Protection

Drinking Water Services

HAB history in Oregon

- 2000-2007
 - Periodic public health advisories for recreational lakes posted.
- 2008-2009
 - OHA-EPH received 5-yr grant from CDC for HAB occurrence, resulting in more recreational advisories posted.
 - DWS Algae procedure created, PN templates completed.
 - DWS asks PWS to test weekly for toxins, WS to pay all costs.
- 2011
 - **DWS can pay for cyanotoxin analysis and shipping!**
- 2012-2015
 - DWS Algae resources webpage created with new BMP's.
 - 4 toxins of concern now, not just microcystin & anatoxin-a.
 - Contract with Lake Superior State University Lab (LSSU).
 - 2015 using EPA Health Advisory values.

Summary for 2011 & 2012 toxin monitoring at PWS

- 146 samples collected and analyzed for cyanotoxins.
- 35 were positive for at least one toxins, or ~24% of samples.
- Anatoxin-a was detected 21 times in 2011, zero in 2012.
- Microcystin (MYC) was the only toxin detected in 2012.
- MYC was detected at 3.79 ppb in Newport's raw water, zero toxins found in Newport's finished water (membrane and GAC).
- Total cost is ~\$15,000 a year.



Summary for 2013 & 2014 toxin monitoring at PWS

- 92 samples collected and analyzed for cyanotoxins.
- 20 were positive for at least one toxins, or ~22% of samples. No finished water had any detects.
- Microcystin (MYC) was present in all detections in 2013 and 2014.
- Saxotoxin was detected once in 2013.
- Cylindrospermopsin was detected once in 2014
- MYC was detected at 5.24 ppb in Joshephine County's Selmac Parks raw water, zero toxins found in their finished water (cartridge filtration and GAC).



Summary for 2015 & 2016 toxin monitoring at PWS

- 89 samples collected and analyzed for cyanotoxins.
- 37 were positive for at least one toxin, or ~41% of samples. No finished water showed any detects.
- Cylindrospermopsin was dominant toxin present in 2015 and 2016 (Detriot reservoir) with some microcystin and one anatoxin-a.
- Saxitoxin was not detected in 2014, 2015, 2016.
- State can pay for toxin testing and ID/enumeration-contact your regulator.

Toledo Ohio, 8/2/14 over 400,000 people receive a Do Not Drink Public Notice.

- Toledo's intake is on Lake Erie, the shallowest of the great lakes.
- The Microcystis bloom stagnated directly over their intake for three days 8/1-8/4/14.
- Microcystin concentration in finished water was 2.5 ug/L on 8/2, WHO limit is 1.0 ug/L, a Do Not drink order was issued for 55 hours.
- Further testing showed toxin levels below WHO limit and the Do Not Drink notice was lifted on 8/4/14.
- Agriculture run-off (phosphorus) is believed to be a leading cause of the bloom, $\frac{3}{4}$ of Maumee watershed is Agricultural use.



Toledo Ohio 2014 continued...

- No reported human illness caused by this *Microcystis* bloom in Toledo, OH.
- Toledo spent \$4 million last year to treat water (activated carbon) contaminated by cyanobacteria.
- Second time in two years a Do Not Drink notice was issued in Ohio, Carroll Township in 2013.
- Do not boil the water as this concentrates the toxins.

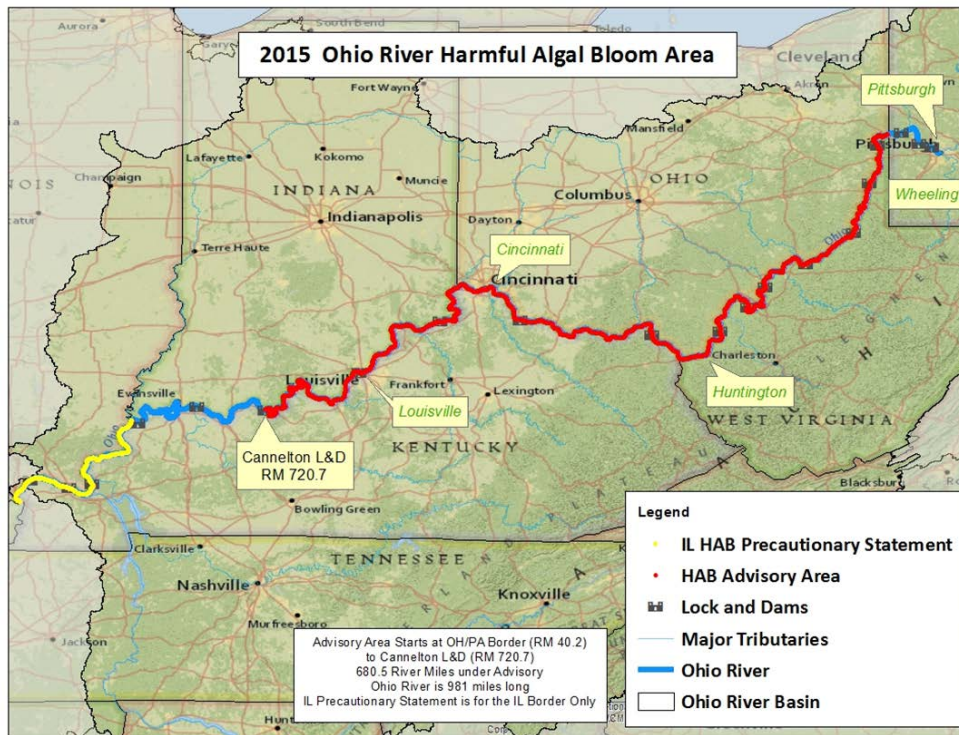


Recap of the 2015 Bloom Season



Ohio River 2015

- Borders or flows through six states: Illinois, Indiana, Kentucky, Ohio, Pennsylvania, and West Virginia
- Source of drinking water for over 5 million people



Lake Erie 2015

- Most severe bloom of this century in Lake Erie
- Began mid-July and reached max biomass in mid-August



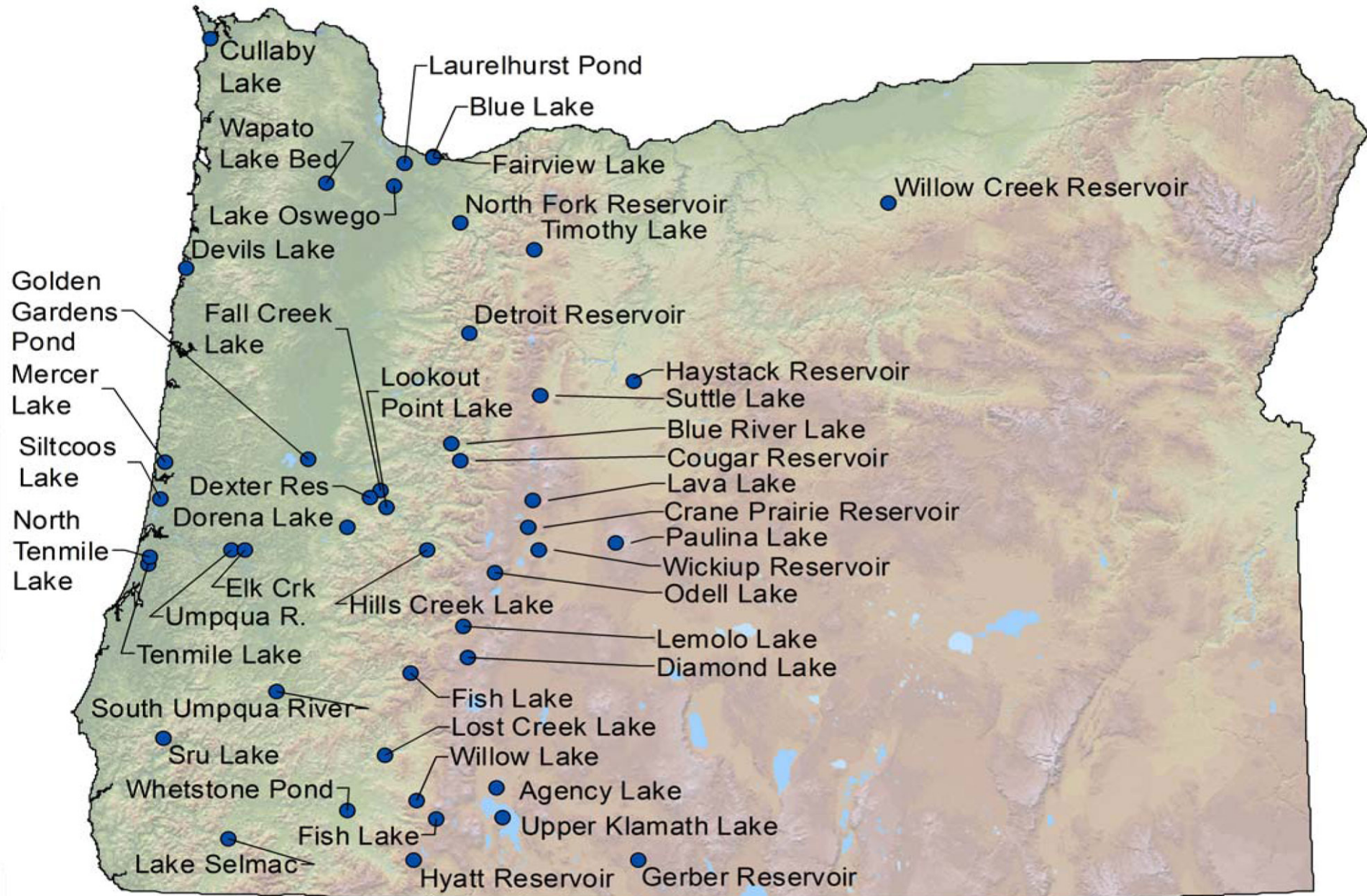
Citations:

Ohio River: Ohio River Valley Water Sanitation Commission
www.orsanco.org

Lake Erie: NOAA-Great Lakes Environmental Research Laboratory
<http://www.glerl.noaa.gov/res/waterQuality/#hab>

(Slide provided by Hannah Holsinger US EPA)

Lakes, reservoirs, rivers and creeks that had an Oregon Health Authority harmful algal bloom advisory through 2011

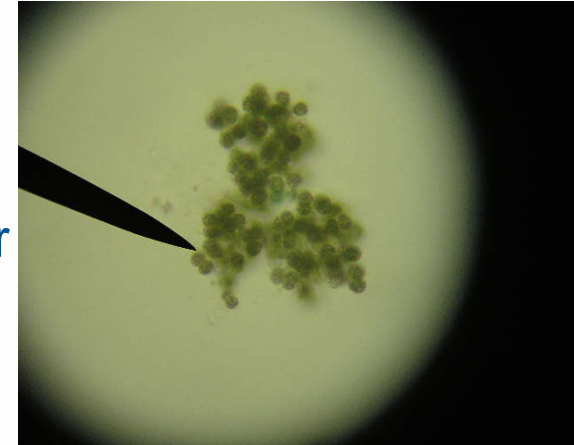




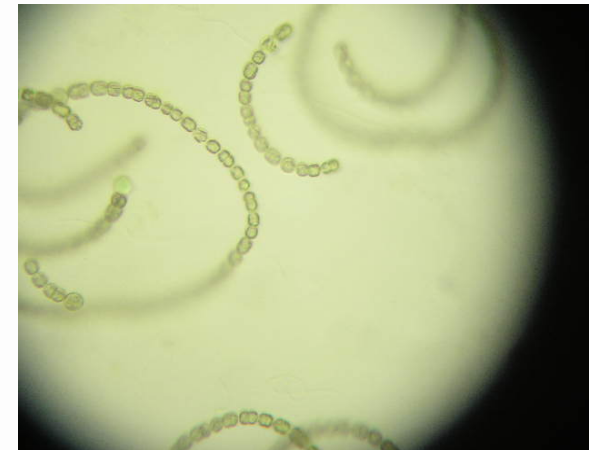


What to do if a bloom is occurring...

- Call your drinking water regulator.
- Sample raw water for algae identification and enumeration if no other results or sample directly for toxins.
- Adjust treatment plant to remove algae without breaking cells. (Breaking open/lysing the cells can release the toxins)
- Do not pre-chlorinate or add any oxidants prior to filtration if you can (considering CT limitations).
- Do not add any algaecides such as copper sulfate.
- No recycling of backwash water.



microcystis



Anabaena

What to do if a bloom is occurring...

- Test raw and finished water for toxins.
- If toxins are found in the finished water, contact regulator, may need to post public notice.
- Multiple factors make it necessary to treat each bloom on a **case-by-case** basis.
 - When samples are taken,
 - intensity of bloom, type of bloom,
 - treatment capability, public health risk, etc.



EPA's Operational Guidance- finished water

Low Level

Microcystins: $\leq 0.3 \mu\text{g/L}$



Medium Level

Microcystins: $> 0.3 \mu\text{g/L} \leq 1.6 \mu\text{g/L}$



High Level

Microcystins: $> 1.6 \mu\text{g/L}$



Communication

Continue communication with State primacy agency and local health officials on monitoring results.

Notify local public health agency, primacy agency and the public. Recommend use of alternative sources for children younger than school-age.

Notify local public health agency, primacy agency and the public. Recommend 'Do Not Drink/ Do Not Boil Water' advisory for all consumers.

Treatment Actions

Modify treatment as necessary to keep algal toxins below HA values.

Adjust existing treatment to reduce the concentration to below $0.3 \mu\text{g/L}$ (MC) as soon as possible. Modify or amend treatment as necessary.

Adjust existing treatment to reduce the concentration to below $0.3 \mu\text{g/L}$ (MC) as soon as possible. Modify or amend treatment as necessary.

Monitoring

Continue sampling raw and finished water at least 2-3 times per week until levels are below quantification in at least 2-3 consecutive samples in raw water,

Continue sampling raw and finished water daily until finished water levels are below quantification in at least 2-3 consecutive samples.

Continue sampling raw and finished water at least daily until finished water levels are below quantification in at least 2-3 consecutive samples.


Treatment options for cyanobacteria

- **Conventional-** coagulation, flocculation and sedimentation have proven to be effective (>90%), in reducing algae cells.
- **Slow sand filters**-very effective in removal of cells (99%), and significant for toxins.
- **Membrane filters**-very effective in removal of cells (>99%), some toxins can still pass through.
- **Rapid filtration**-can remove most cells (>60%), but can also damage cells if flow rate is high.



Treatment options for toxins

- **Activated carbon** can remove most toxins (>85% removal with at least a 20 mg/L dose).
- **Ozone** can degrade nearly all toxins (>98% post filtration).
- **Chlorine** can degrade most microcystin with increased CT (>80%). Not effective against anatoxin-a.
- **Potassium Permanganate** can be effective on soluble toxins but may also lyse cells.



Chlorination Treatment Data

- Equivalent to ~ 1-2 log *Giardia* inactivation CTs are effective at degrading microcystin but not anatoxin-a.
- This CT table is available on our Algae Resources website.

pH	Microcystin- LR Concentration	CT (mg/l x min)			
		10°C	15°C	20°C	25°C
6	50 ug/l	46.6	40.2	34.8	30.8
	10 ug/l	27.4	23.6	20.5	17.8
7	50 ug/l	67.7	58.4	50.6	44.0
	10 ug/l	39.8	34.4	29.8	25.9
8	50 ug/l	187.1	161.3	139.8	121.8
	10 ug/l	110.3	94.9	82.8	71.7



STEP 2: Known efficiency of unit treatment considered

	Cl ₂	O ₃	KMnO ₄	PAC
Microcystins	Efficient under normal operating conditions	Efficient under normal operating conditions	Efficient under certain conditions	Efficient under certain conditions
Anatoxin-A	Inefficient	Efficient under normal operating conditions	Efficient under normal operating conditions	Efficient under certain conditions
Cylindrospermopsin	Efficient under normal operating conditions	Efficient under normal operating conditions	Inefficient	Efficient under certain conditions
Saxitoxins	Efficient under certain conditions	Inefficient	Unknown efficiency	Efficient under certain conditions

Legend:

- Efficient under normal operating conditions
- Efficient under certain conditions
- Inefficient
- Unknown efficiency

From Mouchet & Bonn elye, 1998; Newcombe & Nicholson, 2004 ; Rodriguez et al. 2007

Algae Resources for Drinking water website



Surface Water Treatment Oregon Drinking Water Services

Home > Public Health Division > Environmental Public Health > Drinking Water > Water System Operations > Surface Water Treatment > Cyanotoxin Resources for Drinking Water

Cyanotoxin Resources for Drinking Water

[Drinking Water Services](#)

[Water System Operations](#)

[Surface Water Treatment](#)

[Capacity Development](#)

[Public Notice Resources & Templates](#)

[Fact Sheets & Best Management Practices](#)

[Water System Surveys & Outstanding Performance](#)

[Circuit Rider Program](#)

[Pipeline Newsletter](#)

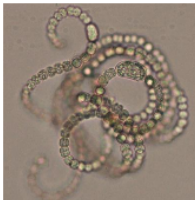
[Contact Us](#)

Rules for Cyanotoxin Monitoring in Drinking Water

Oregon Health Authority has developed temporary rules that will require drinking water systems in the state using certain surface water sources, such as those prone to harmful algae blooms, to routinely test for cyanotoxins that these blooms produce, and notify the public about the test results.

These rules are effective starting July 1, 2018 and will remain in effect until permanent rules can be established later this year following a thorough, public rulemaking process.

In the meantime, OHA is encouraging water systems that serve surface water that has had algae issues in the past to voluntarily test for cyanotoxins and notify the public about the results.



Rules Resources

- [Notice to Interested Parties](#)
- [Temporary Administrative Order](#)
- [OAR 333-061-0510 through 0580](#)
- [List of Water Systems Susceptible to Cyanotoxins and Subject to the new OARs](#)
- [Cyanotoxin Monitoring Flowchart](#)

FAQs about Temporary Rules for Cyanotoxin Monitoring


- [English](#)
- [Spanish](#)
- [Russian](#)
- [Vietnamese](#)

New tools available for public water systems

- <https://www.epa.gov/ground-water-and-drinking-water/cyanotoxin-tools-public-water-systems>
- EPA Recommendations for public water systems to manage cyanotoxins in drinking water
- Management plan **template** and example plans Water treatment optimization for cyanotoxins
- Risk communication toolbox
- Fact sheet
- Possible funding sources for managing cyanobacteria
- Satellite imaging becoming available

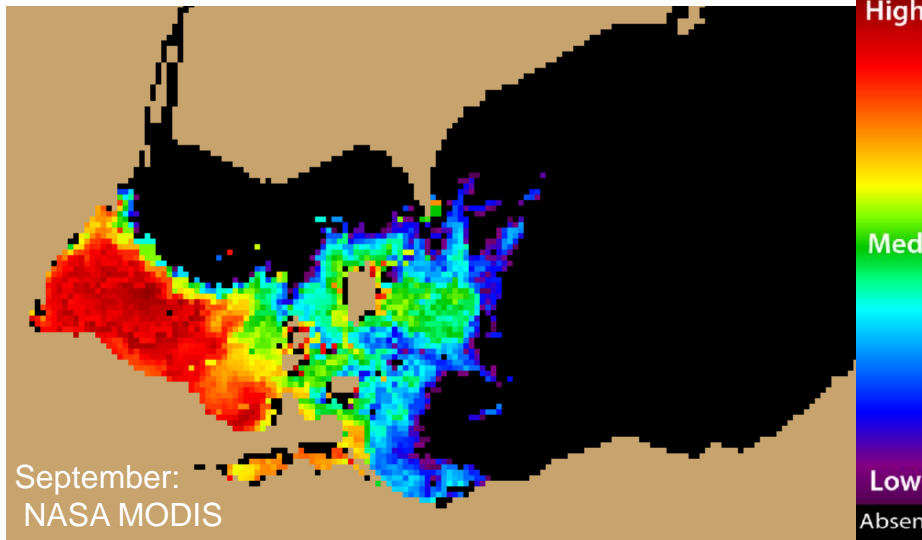
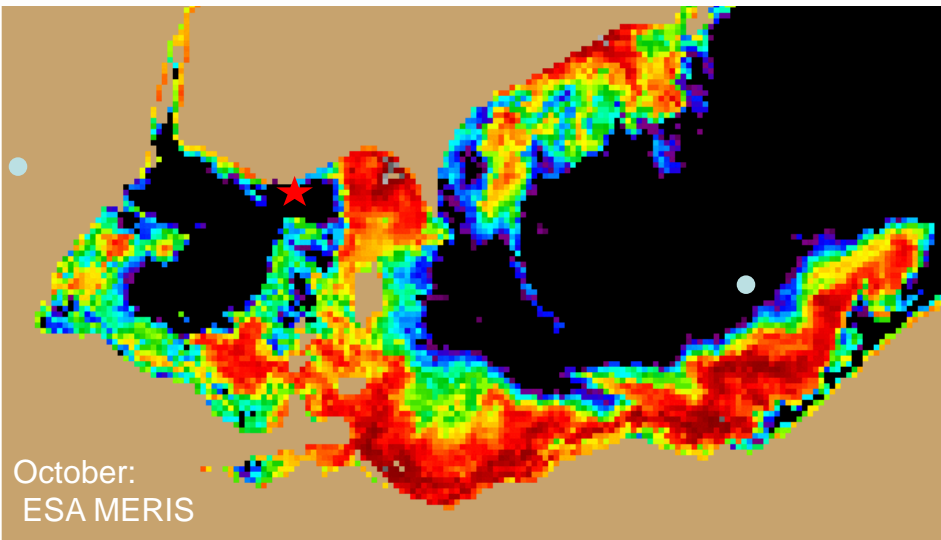
Satellite imaging-CyAN project (Cyanobacteria Assessment Network) Early warning indicator system to detect algal blooms.

Feb 28, 2017 Central California, OLCI data

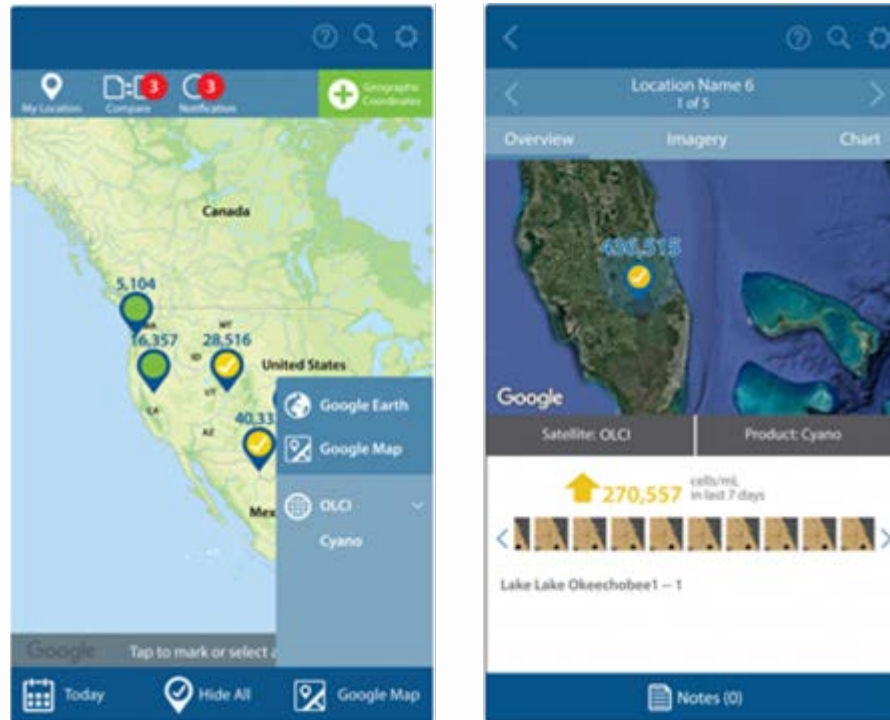


Lake Erie satellite images.

CyAN project-EPA, NASA, NOAA, USGS

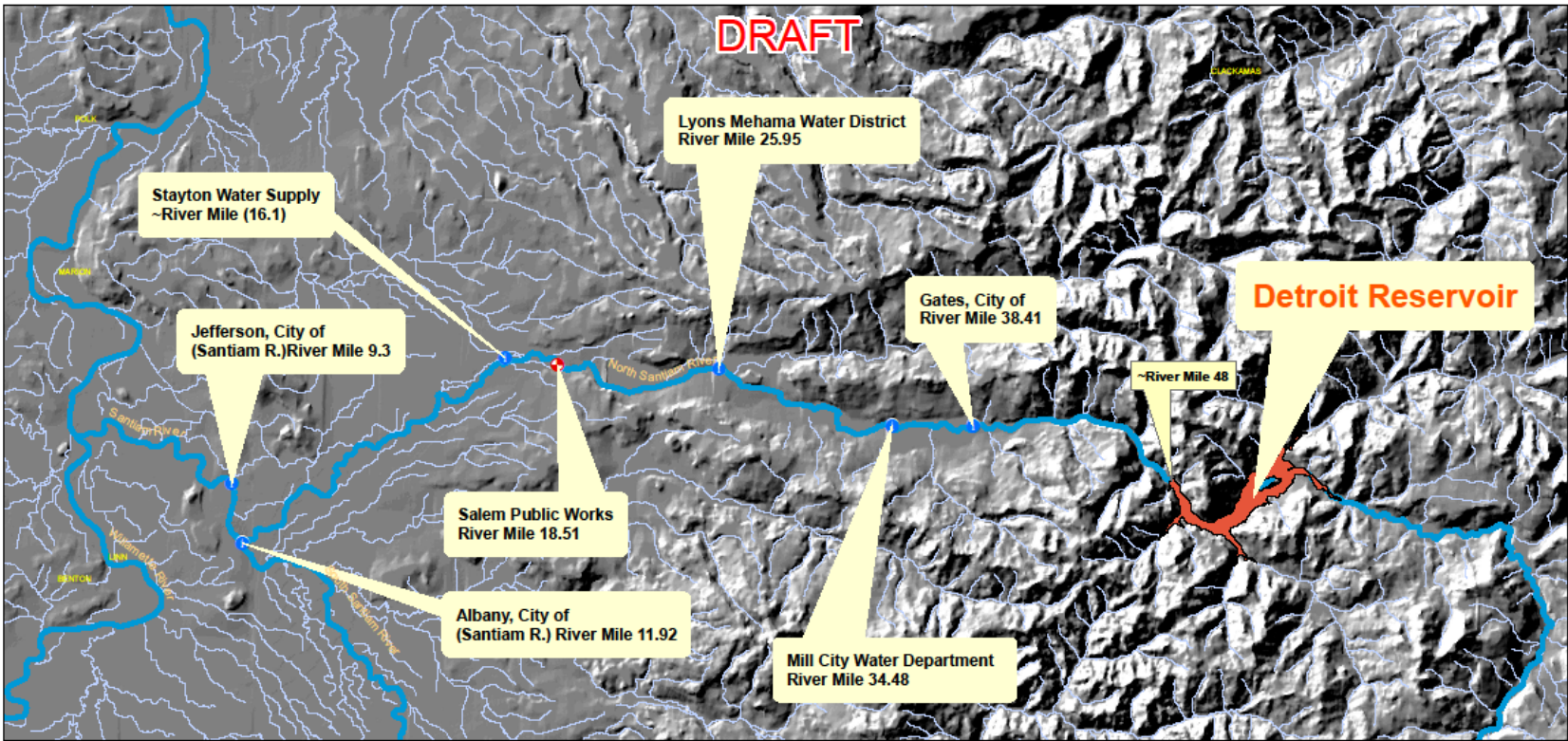


Android app available



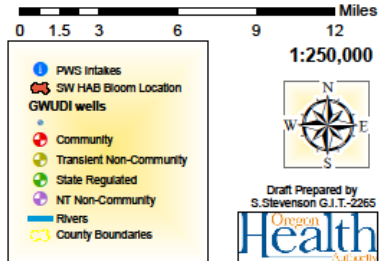
Example of Algae Map available on our website

Detroit Reservoir Harmful Algae Bloom- Potentially Impacted Downstream Public Water Systems



Public Water System Contact Information				
PWS Name	Contact	Phone #	River-Mile	Sub-basin
Gates, City Of	Greg Benthin	503-897-2669	38.41	North Santiam
Mill City Water Department	John Dickinson	503-897-2302	34.5	North Santiam
Lyons Mehama Water District	Kelly Namitz	503-859-2367	25.95	North Santiam
Salem Public Works	Sophia Hobet	503-588-6483	18.51	North Santiam
Stayton Water Supply	Steve Sundseth	503-769-2919	16.1	North Santiam
Albany, City Of	Jeff S Kinney	541-917-7628	11.92	North Santiam
Jefferson, City Of	Steve Human	541-327-3670	9.3	North Santiam

Other Relevant Contacts		
Organization	Contact	Phone#/E-Mail
DEQ-Willamette Basin Implementation Team	(Coast Fork & S. Santiam): Pamela Wright	541-886-7719 Eugene: wright.pamela@deq.state.or.us
Oregon Parks and Recreation Department	Bob Rey	503-854-3406 x 22 Robert.rey@state.or.us
Detroit Lake U.S. Army Corps of Engineers	Kristi Johnson	541 942-6631



Take away messaging

- Testing the water is the only way to know for sure if the water is safe to drink.
- Recommend coordinating/communicating with local stakeholders/agencies to share knowledge, test results, observations, and save \$ on sampling efforts.
- Most important data is finished water toxin results.

Questions?



Casey Lyon, R.E.H.S.
Technical Services Manager
OHA- Drinking Water Services

(541) 726-2587 ext. 31

Casey.lyon@state.or.us

