

CATALOGUE  
**2021**  
TASMANIA

## IMPORTANT NOTES

**GROWER KNOWLEDGE:** This is a general catalogue for the region. For local information on which plants work in your area contact your local grower (see our website). Local grower knowledge is vital, and this catalogue is no substitute.

**HEIGHTS:** Heights in this catalogue are for general gardening conditions. In well maintained gardens, some plants will get taller.

**PLANT NAMES:** In this brochure, the genus, species and cultivar name are listed like this example: *Lomandra longifolia* 'LM300'. LM300 is the PBR and cultivar name. The brand name or trade name for this plant is TANIKA®, and should not be confused with the true cultivar name. The cultivar or true plant name will always immediately follow the species name enclosed in quotation marks.

**POT SIZES:** In general, most growers have our plants available in 140mm/1.3L pots. Other common pot sizes include 200mm/5L pot, 90mm/410ml pot, 50mm/250ml landscape tube (also known as forestry, native or grow tube). Pre orders are recommended for 90mm pots.

Our Advanced Trees range is available in 175mm/5L pots and above only. All other ranges are supplied in 250ml pots and above.



Phone: 02 4577 2977  
Email: [info@ozbreed.com.au](mailto:info@ozbreed.com.au)  
[www.ozbreed.com.au](http://www.ozbreed.com.au)  
[www.bestplants.com.au](http://www.bestplants.com.au)

**Head Office**  
14 Cupitts Lane,  
Clarendon NSW 2756

**Postal Address**  
PO Box 1011,  
Richmond NSW 2753

**TAS Catalogue 2021**



# 2021 and Beyond

There have been significant changes to the management and the day-to-day running of Ozbreed since our last catalogue was released in 2019. What hasn't changed is our dedication to bringing the most reliable, functional and no fuss plants to the landscaping industry. There are some new release plants in these pages that we are really excited to present to you, plants that fill a gap in the market – shade loving, drought tough, resilient shrubs and groundcovers - that YOU have asked for.

Along with the newest releases, the old favourites remain available and visible in this catalogue. Those plants that, after almost 20 years of being commercially available, continue to appear on plant schedules and in landscapes Australia-wide. These plants remain Ozbreed's most in-demand species in the industry, known by their trade name alone, thanks to their continued performance in increasingly difficult climatic extremes.

We never stop testing and trialling our plants in rugged conditions all over Australia. Whether it be the yet-to-be-released plants in our New Product Development Program, or the trialling of commercially released Ozbreed plants through our Sample Program, it's the feedback that we get from the programs' participants that results in an optimally bred plant. We want to continue to service the industry by breeding the most robust, hardy and beautiful plants available. We want you to be assured that our plants are of the highest quality because we are listening to your feedback.

In the year ahead we are working on increasing our grower network around the country to ensure that the supply of our plants is always available for your designs and in an attempt to avoid substitution of inferior plants in your jobs. Do the best by your design, remember to specify Ozbreed by name for a reliable plant that will perform in the landscape well into the future. We stand by Ozbreed licenced propagators and growers and the quality plants they produce, because at Ozbreed we don't guess, we test.

## No Fuss, Functional, Reliable

**NO FUSS:** Plants that are easy to care for.

**FUNCTIONAL:** The right plants for the right situation. Whether its green roofs, green walls, rain gardens, roadsides or more, you will find the right functional plant for your situation.

**RELIABLE:** Plants that are tested and proven to work in your region.

For further technical support and information please visit [www.ozbreed.com.au](http://www.ozbreed.com.au) where you will find licenced growers and articles on all products.

**DISCLAIMER:** This book is copyright. Apart from any fair dealing for the purpose of private study, research, criticism or review as permitted under the Copyright Act, no part may be reproduced by any process without written permission. Enquiries should be addressed to publishers, Ozbreed Green Life Pty. Ltd. Ozbreed believes all the information supplied in this book to be correct at the time of printing. They are not, however, in a position to make a guarantee to this effect and accepts no liability in the event of any information proving inaccurate or photo colours being incorrect or cannot be held responsible for plants dying for any reason. Plants are living things and no matter how carefully they are treated, they sometimes die. Use these plants understanding that no compensation can be claimed from Ozbreed for any loss.



# Contents

## Strappy Leaf Plants

Katrinus Deluxe Lomandra .....	5
Breeze® Dianella .....	6
Blaze™ Dianella .....	6
Little Jess™ Dianella.....	7
Revelation® Dianella .....	8
Little Rev™ Dianella.....	8
Wyeena® Dianella.....	9
Katie Belles™ Lomandra .....	10
Wingarra® Lomandra.....	10
Tasred® Dianella .....	11
Nyalla® Lomandra.....	12
Pink Pearl™ Liriope.....	12
Shara™ Lomandra .....	13
Shadow Star™ Libertia .....	14
Sweet Mist® Phormium .....	14
Tanika® Lomandra .....	15
Amethyst™ Liriope.....	16
Silverlawn™ Liriope.....	16
Pacific Sky™ Lomandra .....	17
Just Right® Liriope .....	18
Isabella® Liriope .....	18
Variiegated Tanika™ Lomandra .....	19

## Native Grasses

Kingsdale™ Poa .....	21
Naf-ray® Pennisetum .....	22
Purple Lea® Pennisetum.....	23

## Velvet Kangaroo Paw Range

Regal Velvet Anigozanthos.....	25
Ruby Velvet™ Anigozanthos.....	25
Amber Velvet Anigozanthos .....	25
Gold Velvet Anigozanthos.....	25

## Native Shrubs and Groundcovers

Slim™ Callistemon .....	27
Aussie Rambler™ Carpobrotus.....	28
Cherry Cluster™ Grevillea .....	28
Yareena™ Myoporum.....	29
Meema™ Hardenbergia.....	30
Coastal Pink™ Correa.....	30
Better John™ Callistemon .....	31
Crimson Vilea™ Grevillea .....	32
Gold Cluster™ Grevillea.....	32
Ozbreed Flat White™ Pandorea.....	33
Green John™ Callistemon .....	34
Macarthur™ Callistemon.....	34
Purple Fusion™ Scaevola .....	35
Scarlett Flame™ Callistemon.....	36
Red Alert™ Callistemon.....	36

## Westringia Range

Blue Gem™ Westringia.....	37
Low Horizon™ Westringia.....	38
Grey Box™ Westringia.....	39
Mundi™ Westringia.....	40
Ozbreed Aussie Box® Westringia.....	41
Naringa™ Westringia .....	41

## Hardy Exotic Plants

Flat Mat™ Trachelospermum.....	43
Dense Fence™ Viburnum .....	44
Quick Fence™ Viburnum .....	45
Bingo Blue™ Agapanthus .....	46
Bingo White™ Agapanthus.....	46
Double Gold™ Gazania .....	47
Queen Mum™ Agapanthus .....	48
Thin Red™ Photinia .....	48
Cosmic White™ Raphiolepis .....	49
Cosmic Pink™ Raphiolepis.....	49

## Nandina Range

Blush™ Nandina.....	51
Flirt™ Nandina.....	51
Obsession™ Nandina .....	52

## Tubestock Article

The Tight Budget Solution.....	53
--------------------------------	----

## Hardy Aloe Range

Sea Urchin™ Aloe.....	55
Mighty Coral™ Aloe.....	55
Mighty Gold™ Aloe.....	55

## Top 10 Plants

For mass planting, shade, greenwalls, erosion control, greenroofs, fire retardant plants, salt tolerant, rain gardens..... 57-58



# Strappy Leaf Plants



## Katrinus Deluxe

*Lomandra longifolia* 'Katrinus Deluxe' (L)

Evergreen, uniformly low growing and suitable to plant en masse in swathes or in clumps amongst mounded plantings to create contrast. Masses of delicately perfumed yellow flowers adorn this semi compact, fine-leaved Lomandra in spring. Survives on natural rainfall in most populated areas in Australia due to its long root zone, with occasional top up watering required during extreme periods of drought.

**NO FUSS** Drought and cold tolerant, second-line salt tolerant and suited to a wide range of soils from sandy to heavy clay.

**FUNCTIONAL** Mass plant in coastal and rooftop locations. Commercial situations such as golf courses, factories and offices. Native & domestic gardens. Slopes or erosion prone areas. Avoid front-line salt.

**RELIABLE** History has shown no viable seed over a decade, so safer to plant near bushland and national parks.

**OZBREED EXTRA** Full sun to moderate or heavy shade, this low maintenance plant maintains good winter colour in colder climates while looking uniform and clean.

<b>Description</b>	Improved semi-compact fine leaf Lomandra
<b>Density</b>	2-6 plants per m <sup>2</sup>   1.5-2 per linear metre
<b>Height &amp; Width</b>	70cm x 70cm
<b>Flowering</b>	Masses of perfumed yellow flowers from October-November
<b>Best Planting Time</b>	March-November
<b>Uses</b>	Mass planting and specimen planting
<b>Position</b>	Full sun to moderate shade; Tolerates cold & drought
<b>Soil Type</b>	Sandy, sandy loam to clay soils
<b>Care</b>	Water as required for 8-13 weeks until established; cut back to 20cm or half the height if required after 7 years
<b>Where it Works</b>	VIC, NSW, ACT, SA, WA, TAS & QLD (do not plant in depressed areas)



## Breeze®

*Dianella caerulea* 'DCNCO' (b)

**Breeze® Dianella** is a glossy strap-leaved plant that maintains its tidy, cane-less form. Excellent contrasting foliage when mass planted amongst mounding shrub plantings, spreading moderately to fill gaps or for stabilising erosion-prone slopes.

**NO FUSS** Exceptional groundcover tendencies, underground rhizome spreads to out-compete weeds while maintaining its clumping form.

**FUNCTIONAL** Contemporary grass and meadow gardens, erosion control on sloped sites, mass planted in commercial or domestic landscapes.

**RELIABLE** Fast to establish in most soil types, requiring occasional pruning for best results. Tolerates humidity, cold and drought.

<b>Description</b>	Free flowing, dark green Dianella
<b>Density</b>	4–6 plants per m <sup>2</sup> 2–3 per linear metre
<b>Height &amp; Width</b>	60–70cm x 60–70cm
<b>Flowering</b>	Pale blue flowers from Sep–Nov
<b>Best Planting Time</b>	March–October
<b>Uses</b>	Mass planted, meadow or Tropical-style gardens
<b>Position</b>	Full sun to part shade; tolerates humidity, cold & moderate drought
<b>Soil Type</b>	Most soils, except poor types lacking nutrition
<b>Care</b>	Water as required for 8–13 weeks until established; every 3–8 years, cut back to 1/3 the height (will look better pruned every 3 yrs)
<b>Where it Works</b>	VIC, NSW, ACT, QLD, SA & WA



Spring Colour



## Blaze™

*Dianella tasmanica* 'NPW2' (b)

A **Dianella** with bronze-tinged foliage in the cooler months which lends it a Phormium or Cordyline quality, but with more reliability. The superior heat tolerance of this native plant during extreme summer heat, brings seasonal interest to the garden with a chameleon-like change in foliage colour from purple-bronze to green.

**NO FUSS** Blaze™ Dianella is less likely to scorch on hot summer days, unlike common Phormium or Cordyline forms.

**FUNCTIONAL** Roadside, commercial planting, mass planting, contrasting accent plants in residential gardens.

**RELIABLE** A great performer in full sun and shade in less humid states.

<b>Description</b>	Small Dianella with deep purple foliage depending on the climate
<b>Density</b>	4–6 plants per m <sup>2</sup> 2–4 per linear metre
<b>Height &amp; Width</b>	45cm x 40–50cm
<b>Flowering</b>	October–November
<b>Best Planting Time</b>	March–November
<b>Uses</b>	Feature plantings and gardens
<b>Position</b>	Full sun, light to heavy shade Tolerates frost & moderate drought
<b>Soil Type</b>	Sandy to clay soils; avoid very poor soils
<b>Care</b>	Water as required until established; trim as required; cut back halfway every 3–7 years (will look better with more pruning)
<b>Where it Works</b>	VIC, NSW, ACT, TAS, SA & WA



## Little Jess™

*Dianella caerulea* 'DCMP01' (L)

The landscape designer's strappy perennial of choice. For those tricky, shaded to full sun positions, where tough, year-round lush green foliage is required. Its compact form looks good mass planted under specimen trees, in swathes, or along borders in residential or commercial landscapes.

- NO FUSS** Cold, humid and heavy-shade tolerant, very low maintenance once established. Very drought tolerant compared to other *Dianella caerulea* varieties, including Breeze® *Dianella*.
- FUNCTIONAL** Great for contemporary residential and commercial designs, dry slopes and dry shade, foreground planting and borders, roadside verge plantings maintaining line of sight requirements.
- RELIABLE** High drought and humidity resistance & year-round evergreen foliage.
- OZBREED EXTRA** Masses of contrasting purple flowers in spring. The short canes of this dwarf form allows foliage to stay upright, unlike common *Dianella* forms that tend to fall over.

<b>Description</b>	Dwarf, compact, clumping <i>Dianella</i>
<b>Density</b>	6–10 plants per m <sup>2</sup> 3–5 per linear metre
<b>Height &amp; Width</b>	40cm x 40cm (taller in good soils)
<b>Flowering</b>	Purple flowers from Sep–Nov
<b>Best Planting Time</b>	March–November
<b>Uses</b>	Specimen & mass plantings for commercial and residential use
<b>Position</b>	Full sun & moderate to heavy shade; Tolerates drought & humidity
<b>Soil Type</b>	Wide variety of soils; avoid very poor soil
<b>Care</b>	Water as required for 8–13 weeks until established; cut back to half the height every 2–3 yrs for gardens, 4–8 yrs for road sides
<b>Where it Works</b>	VIC, NSW, ACT, QLD, SA, WA & TAS



## Revelation®

*Dianella revoluta* 'DRG04' (b)

The grey-green foliage of this small *Dianella* is complemented by the multitude of blue flowers adorning it in spring. Remains neat and tidy through drought, periodic wet spells and frost.

- NO FUSS** Cleaner foliage, more flowers and longer-lived than other comparative *Dianellas*, adapts to the climatic extremities of frost and drought.
- FUNCTIONAL** Low growing and well suited to borders, as foliage contrast in meadow or prairie planting, or mass planting in commercial and residential situations.
- RELIABLE** Holds its form with slight spread, as the plants rhizomes and roots stabilise slopes and erosion prone areas.

<b>Description</b>	Medium sized <i>Dianella revoluta</i>
<b>Density</b>	4–6 plants per m <sup>2</sup>   2–3 per linear metre
<b>Height &amp; Width</b>	50cm x 50cm
<b>Flowering</b>	Small blue flowers from Oct–Nov
<b>Best Planting Time</b>	March–October
<b>Uses</b>	Mass plantings, foliage or grassy gardens; commercial & residential
<b>Position</b>	Full sun to part shade. Tolerates drought & frost
<b>Soil Type</b>	Sandy or loam soils; heavy soils if raised planting; avoid very poor soil
<b>Care</b>	Water as required for 8–13 weeks until established; cut back 15cm above the ground every 3–5 years if required
<b>Where it Works</b>	VIC, NSW, ACT, SA, WA, TAS & QLD (only for non humid regions like Toowoomba with free draining soil)



## Little Rev™

*Dianella revoluta* 'DR5000' (b)

Architectural form and blue-grey foliage suits modern landscape design applications as a feature or swathe planting. The fine stems and purple flowers in spring bring contrast to the garden with low maintenance requirements.

- NO FUSS** Thrives in sun and part shade in low humidity zones.
- FUNCTIONAL** Contemporary residential and commercial gardens. Structural form and low height makes it perfect for retaining line of sight requirements on roadsides.
- RELIABLE** Hardy with good drought and frost tolerance in a range of soil types.

<b>Description</b>	Compact, blue-grey perennial; architectural foliage
<b>Density</b>	6–10 plants per m <sup>2</sup> 3–5 per linear metre
<b>Height &amp; Width</b>	30–40cm x 30–40cm
<b>Flowering</b>	Small purple flowers from Oct–Nov
<b>Best Planting Time</b>	March–October
<b>Uses</b>	Commercial and residential modern landscapes
<b>Position</b>	Full sun to moderate shade; tolerates drought & frost
<b>Soil Type</b>	Moderate heavy to free draining soil; avoid very poor soil
<b>Care</b>	Water as required for 8–13 weeks until established; cut back to 1/3 the height every 3 to 5 years; do not excessively irrigate
<b>Where it Works</b>	VIC, ACT, SA, WA, TAS & NSW (must have good free draining soil for Sydney)





## Wyeena®

*Dianella tasmanica* 'TAS300' (b)

The clean, green and white variegated strappy leaves of this *Dianella* bring a fresh, bright and striking contrast, to the landscape. Architectural foliage that arches in maturity, is hardy in low to no humidity climatic zones. In shaded areas in Sydney or full sun further south, clumping Wyeena® *Dianella* will outcompete weeds, while tolerating frost once established.

**NO FUSS** Adds interest and contrast, a variegated, low maintenance *Dianella* that only requires supplementary water in extended dry periods.

**FUNCTIONAL** Mass or mixed planting, native to tropical landscapes, accent or foliage feature in-ground or containers.

**RELIABLE** Brighten up the shadier parts of the garden in varying soil types from heavy clay to free draining.

Description	Tall, hardy variegated <i>Dianella</i>
Density	2-5 plants per m <sup>2</sup> 1.5-3 per linear metre
Height & Width	80-90cm x 80-90cm
Flowering	N/A
Best Planting Time	April-October
Uses	Mass plantings & feature plantings; commercial & residential
Position	Full sun to part shade; tolerates frost areas
Soil Type	Heavy clay to free draining soils; avoid very poor soil
Care	Water as required for 8-13 weeks until established, then water as needed; use slow release fertiliser in spring; remove dead leaves as needed or cut back every 1-3 years
Where it Works	ACT, VIC, TAS, SA, WA & NSW (not suited north of Sydney)



## Katie Belles™

*Lomandra hystrix* 'LHBYF' (b)

Golden fragrant flowers sit like fireworks amongst the green strappy Lomandra foliage, lasting many weeks in spring and again in autumn. Suitable for the tropics and colder regions as specimen or mass plantings.

**NO FUSS** Successful in full sun, shade and wet shade, it's both drought and cold tolerant.

**FUNCTIONAL** Mass planted commercial or residential designs, roadsides, green walls, borders, erosion prone areas or sloping sites and bio-retention swales.

**RELIABLE** Perfect for rain gardens due to it's root rot and humidity resistance.

<b>Description</b>	Full sized <i>Lomandra hystrix</i>
<b>Density</b>	1-3 plants per m <sup>2</sup> 1-1.5 per linear metre
<b>Height &amp; Width</b>	1.5-1.8m x 1.2-1.5m
<b>Flowering</b>	Masses of perfumed yellow flowers from September-November
<b>Best Planting Time</b>	March-November
<b>Uses</b>	Feature planting and mass planting; great for periodically wet areas
<b>Position</b>	Full sun to heavy shade; Tolerates humidity, cold & drought
<b>Soil Type</b>	Sandy loam to heavy clay soils
<b>Care</b>	Water as required for 8-13 weeks until established; occasional watering will be required in very dry conditions; cut back 30cm above the ground every 3-7 years
<b>Where it Works</b>	VIC, QLD, NSW, ACT, TAS, SA & WA



## Wingarra®

*Lomandra confertifolia* 'SIR5' (b)

A contrasting blue-green Lomandra with a fine Poa-like tussock-grass appearance, it creates a soft aesthetic in the landscape. Its long rhizome activity digs deep below soil-level and makes it far tougher than other, weaker *Lomandra confertifolia* species.

**NO FUSS** Tough with very few maintenance requirements and more likely to hold its colour through winter.

**FUNCTIONAL** Compact clumping form suits borders, slopes, erosion-prone areas and mass planting.

**RELIABLE** Lomandra confertifolia are often considered to be weaker than longifolia type Lomandra, unless they have strong rhizomes such as this Wingarra® Lomandra.

<b>Description</b>	Compact, clumping blue-green Lomandra
<b>Density</b>	4-8 plants per m <sup>2</sup> 2-4 per linear metre
<b>Height &amp; Width</b>	40cm x 60cm
<b>Flowering</b>	Small yellow flowers from Sept-Nov
<b>Best Planting Time</b>	March-November
<b>Uses</b>	Mass planting or border plantings
<b>Position</b>	Best in part shade, full sun with irrigation; tolerates humidity & frost
<b>Soil Type</b>	Sandy, sandy loam to clay soils
<b>Care</b>	Water as required for 8-13 weeks until established; occasional watering may be needed for dry inland regions, WA and SA; cut back 15cm above the ground every 3-4 years if required
<b>Where It Works</b>	VIC, NSW, ACT, TAS, SA, WA & QLD (only for non-humid regions like Toowoomba)



## Tasred®

*Dianella tasmanica* 'TR20' (D)

Ornamental flax lily with contrasting green and red tones, Tasred® *Dianella* is one of our most in-demand plants.

The complementary yellow and purple flowers precede purple berries in spring. Contrast with mounded shrubs in lush landscape designs or harness its erosion controlling properties on a slope.

**NO FUSS** Drought and frost tolerant, glossy Phormium-like foliage.

**FUNCTIONAL** Japanese style and tropical gardens, mass planted or as an accent in commercial and domestic landscapes.

**RELIABLE** The dense, tidy shape is maintained in both shade and sun.

<b>Description</b>	Ornamental flax lily with contrasting green and red toned foliage
<b>Density</b>	4–6 plants per m <sup>2</sup> 2–4 per linear metre
<b>Height &amp; Width</b>	45cm x 40–50cm
<b>Flowering</b>	October–November
<b>Best Planting Time</b>	March–October
<b>Uses</b>	Mass plantings; low water gardens
<b>Position</b>	Full sun to heavy shade Tolerates frost & moderate drought
<b>Soil Type</b>	Sandy, sandy loam and clay soils; avoid very poor soils
<b>Care</b>	Water as required for 8–13 weeks until established; trim older leaves as required and cut back halfway every 3–7 years to encourage new growth
<b>Where it Works</b>	VIC, NSW, ACT, TAS, SA, WA & QLD (only for non humid regions like Toowoomba with free draining soil)



## Nyalla®

*Lomandra longifolia* 'LM400' (b)

Nyalla® Lomandra is one of our hardiest plants. The grasstree-like foliage effectively catches the breeze, bringing dynamic movement to the landscape. Great choice for coastline planting due to its frontline salt tolerance and effective erosion control.

- NO FUSS** Drought, cold and salt tolerant – suitable for inland and coastal climates in soils ranging from sandy to clay.
- FUNCTIONAL** Successful as specimen plantings in pots, as an accent or mass planted in both commercial, roadside and domestic designs. Great for coastal landscapes.
- RELIABLE** Evergreen and rarely produces viable seed, no annual pruning required. Outcompetes weeds better than many Lomandra cultivars.

<b>Description</b>	Improved semi-compact blue-hued fine leaf
<b>Density</b>	2–5 plants per m <sup>2</sup> 1–2 per linear metre
<b>Height &amp; Width</b>	80–90cm x 80–90cm
<b>Flowering</b>	Small yellow flowers from Sep–Oct
<b>Best Planting Time</b>	March–November
<b>Uses</b>	Mass planting & specimen planting
<b>Position</b>	Full sun to moderate shade Tolerates cold & drought
<b>Soil Type</b>	Sandy, sandy loam to clay soils
<b>Care</b>	Water as required for 8–13 weeks until established; cut back 30cm above the ground every 3–10 years if required
<b>Where it Works</b>	VIC, NSW, ACT, TAS, SA & WA



## Pink Pearl™

*Liriope muscari* 'VS001' (b)

A low growing Liriope with sweet pink flowers that complement its compact, cream and green foliage variegation. A tough contender in borders or mass planted as a groundcover in sun or shade. Position in a shaded or semi-shaded micro climate.

- NO FUSS** Low growing form is happy in humid and drought conditions as well as frost and cold.
- FUNCTIONAL** Groundcover, borders and mass planted, the welcome flowers brighten a late summer garden.
- RELIABLE** Clean foliage requires only minimal maintenance once a year.

<b>Description</b>	Pink flowering Liriope; compact, variegated foliage
<b>Density</b>	10–16 plants per m <sup>2</sup> 4–8 per linear metre
<b>Height &amp; Width</b>	25cm x 25cm
<b>Flowering</b>	January–February
<b>Best Planting Time</b>	March–October
<b>Uses</b>	Borders, mass plantings or as a groundcover
<b>Position</b>	Full sun to heavy shade Tolerates frost, drought & humidity
<b>Soil Type</b>	All soil types
<b>Care</b>	Water as required for 8–13 weeks until established; use slow release fertiliser in spring; remove discoloured foliage as required; if in a colder climate cut back to the ground every year
<b>Where It Works</b>	VIC, NSW, ACT, QLD, SA, WA, TAS & NT



## Shara™

*Lomandra fluviatilis* 'ABU7' (L)

Shara™ *Lomandra* is a fine-foliaged, strappy plant that is versatile and contemporary, highly resistant to disease and climatic extremes and is the go-to choice for bio-retention swales. Soft to touch but hardy enough for children's play areas, its compact, evergreen form is covered in masses of flowers in spring. This clumping perennial with a narrow, grass-like leaf appears blue-grey in the landscape.

**NO FUSS** Dry, cold, drought, wet, humid, phytophthora tolerant - literally no fuss. Copes better than most other *Lomandra* varieties in less well-drained soils with intermittent wet feet but avoid permanently waterlogged situations.

**FUNCTIONAL** Rooftop and rain gardens, green walls, bio-retention swales, commercial and residential mass plantings or rockeries.

**RELIABLE** Thrives in exposed conditions, its compact form is covered in non-viable seed in spring. Safe to plant around bushland.

**OZBREED EXTRA** Most adaptable *Lomandra*, even in poor or temporarily water-logged soils, its blue-grey foliage is complementary to surrounding plantings of mixed species.

<b>Description</b>	Fine leaf, compact <i>Lomandra</i> with blue grey tones
<b>Density</b>	4-6 plants per m <sup>2</sup> 2-3 per linear metre
<b>Height &amp; Width</b>	45-55cm x 50cm
<b>Flowering</b>	Yellow flowers sitting above the foliage from September - November
<b>Best Planting Time</b>	March - November
<b>Uses</b>	Mass planting in wet and dry areas
<b>Position</b>	Full sun to moderate shade Tolerates humidity, cold & drought
<b>Soil Type</b>	Tolerates a wide variety of soils
<b>Care</b>	Water as needed for 8-13 weeks until established; cut back 15cm above ground every 3-10 years if required
<b>Where It Works</b>	VIC, QLD, NSW, ACT, TAS, SA & WA



## Shadow Star™

*Libertia paniculata* 'LPP01' (b)

**Shadow Star™ Libertia** is the improved form of the popular Australian native with larger flowers and wider, more elegant weeping foliage than the common Libertia form. Shade-loving white flowers bloom in spring and are held high above the foliage.

**NO FUSS** In light to moderately heavy shade, it brightens up darker parts of the garden with its white blooms and shiny, green strappy leaf.

**FUNCTIONAL** Native gardens, mixed plantings, shady gardens, mass planting, cottage gardens and container planting, along driveways and other slim boundaries.

**RELIABLE** Perfect for south facing, shaded sites or in beds overshadowed by neighbouring buildings, due to its rare quality of shade flowering.

<b>Description</b>	Wider weeping foliage, clean white flowers
<b>Density</b>	4-6 plants per m <sup>2</sup> 2-4 per linear metre
<b>Height &amp; Width</b>	30-40 cm x 40-50 cm
<b>Flowering</b>	White flowers in spring
<b>Best Planting Time</b>	September - April
<b>Uses</b>	Mass planting, cottage gardens, containers
<b>Position</b>	Light - Moderately heavy shade; light frost & moderate drought tolerance once established
<b>Soil Type</b>	Most soil types, prefers moist with moderate drainage
<b>Care</b>	Water as required for 8-13 weeks until established; prune early August if required
<b>Where It Works</b>	VIC, NSW, TAS, SA & WA



## Sweet Mist®

*Phormium tenax* 'PH0S2' (b)

The exceptional bronze foliage of Sweet Mist® Phormium brings welcome contrast to low borders, positioned at the front of beds or as a specimen planting. This Phormium requires irrigation in dry areas.

**NO FUSS** Reliable in full sun to part shade, cold hardy with heavy frost tolerance.

**FUNCTIONAL** Mass planting, low borders, mixed plantings, contrasting foliage, container planting, coastal contemporary garden designs.

**RELIABLE** Cleaner foliage than other bronze Phormium forms. Plant in full sun in coastal locations or a shaded aspect away from sea breeze.

<b>Description</b>	Ultra-compact bronze Phormium
<b>Density</b>	6-10 plants per m <sup>2</sup> 3-5 per linear metre
<b>Height &amp; Width</b>	40cm x 40cm
<b>Flowering</b>	N/A
<b>Best Planting Time</b>	March - October
<b>Uses</b>	Mass plantings, low borders, fill in plant, containers and patio pots
<b>Position</b>	Full sun to part shade Tolerates frost & moderate dry
<b>Soil Type</b>	Tolerates a wide variety of soil types
<b>Care</b>	Water as needed for 8-13 weeks until established; ensure crown or base of plant is not below soil level; remove older foliage as required or cut back to half the height every 5 to 7 years
<b>Where It Works</b>	VIC, TAS, SA, WA, ACT & NSW (not suited to north of Sydney and QLD)



## Tanika®

*Lomandra longifolia* 'LM300' (b)

A hardy evergreen perennial, Tanika® *Lomandra*'s soft, fine foliage and weeping habit continues to make it a popular choice in modern designer gardens and landscapes after more than 15 years. The contrasting and perfumed yellow flowers appear in spring. Its clumping habit and year-round, eye-catching deep-green leaf is highly adaptable to most Australian climatic conditions - consolidating its position as our most in-demand *Lomandra*.

**NO FUSS** Suitable for sandy through to clay soils, cold and shade tolerant, very low maintenance once established.

**FUNCTIONAL** Great for children's play areas, contemporary residential and commercial designs, dry slopes and dry shade, roadside verge plantings maintaining line of sight requirements.

**RELIABLE** High drought resistance & year-round evergreen foliage.

**OZBREED EXTRA** Non-seeding variety, making it a good choice near bushland and along borders of national parks.

<b>Description</b>	Improved, compact fine leaf form
<b>Density</b>	3-6 plants per m <sup>2</sup> 2-3 per linear metre
<b>Height &amp; Width</b>	50-60cm x 65cm
<b>Flowering</b>	Small yellow flowers from Apr-Oct
<b>Best Planting Time</b>	March-November
<b>Uses</b>	Ideal for specimen and mass planting in gardens and borders
<b>Position</b>	Full sun to moderate shade; tolerates humidity, frost & drought
<b>Soil Type</b>	Sandy, sandy loam to clay soils
<b>Care</b>	Water as required for 8-13 weeks until established; every 3-10 years cut back 15cm above the ground if required
<b>Where it Works</b>	VIC, NSW, ACT, SA, WA, TAS & QLD (only for non humid regions like Toowoomba with free draining soil)



## Amethyst™

*Liriope muscari* 'LIRTP' (b)

This compact, dark green Liriope boasts long-lasting, deep purple flowers held high above the emerald green foliage during summer. It grows in strappy clumps, remaining evergreen throughout the year, holding reasonable colour in winter unlike common Liriope forms.

- NO FUSS** Grows well all over Australia, from extreme cold through to hot dry regions, handles humidity, in full sun to heavy shade.
- FUNCTIONAL** A clean plant, well suited to flower gardens, rockeries, borders and mass planting.
- RELIABLE** Looks good in late summer when other plants are tired or past their prime.

<b>Description</b>	Compact, dark green Liriope
<b>Density</b>	6–10 plants per m <sup>2</sup> 3–5 per linear metre
<b>Height &amp; Width</b>	40cm x 40cm
<b>Flowering</b>	Deep purple flowers Jan–Feb
<b>Best Planting Time</b>	April–October
<b>Uses</b>	Mass planting, rockeries, flower gardens, specimen plant
<b>Position</b>	Full sun, moderate to heavy shade Tolerates frost, drought & humidity
<b>Soil Type</b>	All soil types
<b>Care</b>	Water as required for 8–13 weeks until established; use slow release fertiliser in spring; cut back to the ground annually
<b>Where it Works</b>	VIC, NSW, ACT, QLD, SA, WA, TAS & NT



## Silverlawn™

*Liriope muscari* 'LIRSS' (b)

Reading as silver from a distance, the cream and green variegation of Silverlawn™ Liriope is similarly striking up close. Creates a feature when planted en masse in commercial or residential designs and brightens up the shadier areas under trees or when planted to contrast with feature plants.

- NO FUSS** Hardy and tough in cold, frost and drought, in many soil types.
- FUNCTIONAL** Brightening dark areas of the garden, commercial or residential mass plantings, as an accent or contrasting and adding definition to companion plantings. Under lights in a well-lit night garden, this Liriope really shines.
- RELIABLE** Mow once a year in winter to aid new flush of growth in spring. White delicate flowers appear in late summer.

<b>Description</b>	Low growing variegated Liriope
<b>Density</b>	6–10 plants per m <sup>2</sup> 3–5 per linear metre
<b>Height &amp; Width</b>	Approx. 35cm x 40cm
<b>Flowering</b>	White toned flowers from Jan–Feb
<b>Best Planting Time</b>	March–November
<b>Uses</b>	Colour contrast, accent/group plantings
<b>Position</b>	Full sun to heavy shade Tolerates frost & drought
<b>Soil Type</b>	Wide variety of soil types
<b>Care</b>	Water as required for 8–13 weeks until established; trim older leaves or cut back annually in winter
<b>Where it Works</b>	VIC, NSW, ACT, QLD, SA, WA, TAS & NT





Deep rhizome activity makes it the toughest blue-hued *Lomandra* in the market.

**Pacific Sky™**  
*Lomandra confertifolia* subsp *rubiginosa* 'LM700'PBR intended

A blue-hued *Lomandra confertifolia* with strong rhizome activity that has seen it perform better in heavy soils and full sun than other *L. confertifolia* trial plants. The dense fine-leaved foliage and arching habit adds appeal to mass plantings, mixed species clumped plantings and native or Mediterranean style landscapes. The yellow, perfumed flowers in spring contrast beautifully against the blue tones of the foliage.

- NO FUSS** In shaded and dry areas under tree canopies or difficult garden beds situated below a building's overhang.
- FUNCTIONAL** Native and Mediterranean landscapes, mass planted, borders, rockeries, accent planting and in dry shade.
- RELIABLE** The ground-hugging habit of this *Lomandra* aids in weed suppression, while keeping soil moist.
- OZBREED EXTRA** The vigorous rhizome activity of this *Lomandra confertifolia* subsp *rubiginosa* contributes to its hardiness in the ground and low maintenance beyond normal establishment period.

<b>Description</b>	Dense, ground hugging, blue foliage <i>Lomandra</i>
<b>Density</b>	2-5 plants per m <sup>2</sup> 1-2 per linear metre
<b>Height &amp; Width</b>	50-70cm x 60-90cm (up to 1.2m wide at maturity)
<b>Flowering</b>	Perfumed yellow flowers Sept - Nov
<b>Best Planting Time</b>	Mar-Nov
<b>Uses</b>	Border edging, mass planting, accent planting near rockeries, difficult dry spots under trees
<b>Position</b>	Full sun to heavy shade; drought & frost tolerant
<b>Soil Type</b>	Wide variety of soils, sand to heavy clay, avoid wet feet
<b>Care</b>	Water as required until established; if needed cut back 15cm above the ground every 3-5 yrs if required
<b>Where It Works</b>	VIC, Central NSW, South NSW, SA & WA (further testing required for other regions)



## Just Right®

*Liriope muscari* 'LIRJ' (b)

It's the fine waxy leaf, dense and compact evergreen growth and consistent height that makes this Liriope, 'just right'. In sun and shade, all over Australia, the adaptability of Just Right® Liriope to all soil types as well as its general phytophthora resilience, makes it a smart landscaping choice.

**NO FUSS** With leaves that are twice as thick, it grows well in a range of climates and burns less in full sun, frost and extreme heat than other forms of Liriope.

**FUNCTIONAL** Roadsides, mass commercial plantings, feature plantings, borders and residential designs.

**RELIABLE** Attractive light purple flowers add some highlights in late summer. Drought resistant.

<b>Description</b>	Evergreen, clean growing Liriope
<b>Density</b>	4–9 plants per m <sup>2</sup> 2–4 per linear metre
<b>Height &amp; Width</b>	50cm x 50cm
<b>Flowering</b>	Light purple flowers from Jan–Feb
<b>Best Planting Time</b>	March–October
<b>Uses</b>	Mass planting and specimen planting along paths and fences
<b>Position</b>	Full sun to heavy shade; Tolerates frost, drought & humidity
<b>Soil Type</b>	Most soil types
<b>Care</b>	Water as required for 8–13 weeks until established; almost no maintenance; trim as required and cut back every 3–6 years
<b>Where it Works</b>	VIC, NSW, ACT, QLD, SA, WA, TAS & NT



## Isabella®

*Liriope muscari* 'LIRF' (b)

Pink flowers pop against the dark green foliage of this lawn alternative that works well planted around steppers, as a luscious groundcover or living mulch under a feature tree. In full sun, drought and frost, Isabella® Liriope performs and recovers from damage better than mondo grass.

**NO FUSS** A low maintenance lawn alternative, needs just one mow a year in winter to remove old growth, before it reshoots with clean & vigorous new spring foliage.

**FUNCTIONAL** A smart border plant, mass planted, between pavers, as a lawn alternative in full sun and up to 90% shade.

**RELIABLE** Once established, its spreading habit acts as a weed suppressor and living mulch.

<b>Description</b>	Fine leaf, compact spreading Liriope
<b>Density</b>	6–12 plants per m <sup>2</sup>   4–8 per linear metre
<b>Height &amp; Width</b>	40 cm x 50 cm; 15–20 cm x 20–30 cm when mown once a year
<b>Flowering</b>	Masses of pink flowers from Jan–Feb
<b>Best Planting Time</b>	March–October
<b>Uses</b>	Lawn, garden borders, specimen & mass planting; ideal for use around stepping stones
<b>Position</b>	Full sun to heavy shade Tolerates frost, drought & humidity
<b>Soil Type</b>	All soil types
<b>Care</b>	Water as required for 8–13 weeks until established; mow/cut back once per year in July–August
<b>Where it Works</b>	VIC, NSW, ACT, QLD, SA, WA, TAS & NT



## Variegated Tanika™

*Lomandra longifolia* 'NPW3' Ⓛ

A variegated form of the popular fine-leaved Tanika® *Lomandra*. Use its weeping habit to contrast against deeper green foliage of bun-shaped shrubs in commercial or contemporary residential plantings. The soft, fine foliage is sensitive to wind and frost, but responds well to a regular prune.

- NO FUSS** Drought and frost tolerant – performs well in light to moderate shade while the variegation brightens such spaces.
- FUNCTIONAL** Commercial or residential mass planting, accent or specimen planting, dry shade areas.
- RELIABLE** Regular pruning after flowering between 1 and 3 years, keeps the clumping foliage looking fresh.

<b>Description</b>	Variegated fine leaf Tanika® <i>Lomandra</i>
<b>Density</b>	3–6 plants per m <sup>2</sup> 2–3 per linear metre
<b>Height &amp; Width</b>	50–60cm x 65cm
<b>Flowering</b>	Small yellow flowers from Apr–Oct
<b>Best Planting Time</b>	March–November
<b>Uses</b>	For garden plantings and maintained landscapes
<b>Position</b>	Light to moderate shade Tolerates frost & drought
<b>Soil Type</b>	Sandy to well drained clay soils
<b>Care</b>	Water as required for 8–13 weeks until established; use slow release fertiliser in spring every 1–2 years; trim to remove discoloured leaves as needed; cut back 15cm above the ground every 1–3 years
<b>Where It Works</b>	NSW, ACT, VIC, SA, WA, TAS & QLD (only for non humid regions like Toowoomba with free draining soil)



# Native Grasses

---



## Kingsdale™

*Poa poiformis* 'PP500' (b)

Indigenous grasses evoke a true sense of place in an Australian designed landscape. Kingsdale™ Poa was one of the earliest commercially released grasses to really capture the imaginations of landscape architects and designers. The fine, blue-hued clumping tussock grass with arching foliage, softens the landscape. Either planted en masse, in clumps for contrast or under trees at the lawn edge, creating a seamless transition from the domesticated garden to the more wild borders beyond. It's a popular choice today for a more lighthanded, organic design ethos that closely imitates nature. A consistent performer, highly regarded as a landscape mainstay for over 15 years.

- NO FUSS** A tough salt and wind tolerant plant.
- FUNCTIONAL** Excellent erosion control on slopes, exposed sites, in coastal climates and mass planted in commercial landscapes.
- RELIABLE** Tolerates most soil types.

<b>Description</b>	Fine, blue arching leaves
<b>Density</b>	4-10 plants per m <sup>2</sup> 2-4 per linear metre
<b>Height &amp; Width</b>	45cm x 45cm
<b>Flowering</b>	N/A
<b>Best Planting Time</b>	March - October
<b>Uses</b>	Ideal for mass plantings or as a border; tolerates exposed areas
<b>Position</b>	Full sun to part shade; Tolerates frost & drought
<b>Soil Type</b>	Wide variety of soils
<b>Care</b>	Water as required for 8-13 weeks until established; cut back annually to 15cm above the ground in autumn or late winter; use slow release fertiliser in spring and/or autumn
<b>Where It Works</b>	VIC, NSW, ACT, TAS, SA, WA & QLD (only for non humid regions like Toowoomba with some shade)



Designer: Dangar Barin Smith. Photo: Simon Howard



## Nafray®

*Pennisetum alopecuroides* 'PA300' (D)

A showy, compact native grass with fine foliage and wispy cream to dusty pink flowerheads from summer to autumn. Enjoyed for its changing seasonal displays and enduring anything the climate throws at it. Its glaucous-green coloured foliage, lower height and its reliability in mass planting, has made it a popular choice in landscape design for over 15 years. Like any native grass, Nafray® *Pennisetum* planted in a pattern, be it straight, wavy, circular or diagonal, brings a dynamism and rhythm to the landscape. The addition of other species to those patterns is highlighted through their contrasting foliage.

- NO FUSS** Compact and clumping, generally long-lived, responds brilliantly to pruning.
- FUNCTIONAL** Contemporary, ornamental element in gravel gardens, on slopes, mass planted, commercial designs, roadsides and borders.
- RELIABLE** Australian native with lower seed set, making it a better choice near bushland.

<b>Description</b>	Compact, clumping native grass
<b>Density</b>	4-10 plants per m <sup>2</sup> 2-3 per linear metre
<b>Height &amp; Width</b>	60cm x 60cm
<b>Flowering</b>	February-May
<b>Best Planting Time</b>	March-October
<b>Uses</b>	Mass planting for borders, rockeries and roadsides
<b>Position</b>	Full sun to part shade Tolerates frost & drought
<b>Soil Type</b>	Sandy to heavy clay soils
<b>Care</b>	Water as required for 8-13 weeks until established; trim 1/3 the size annually in May-Aug or as required; mulch well; use slow release fertiliser in late winter
<b>Where It Works</b>	VIC, NSW, ACT, QLD, SA, WA & TAS



## Purple Lea®

*Pennisetum alopecuroides* 'PA400' (D)

The arching, narrow foliage in blue-green tones, complements the pale purple flower heads when they are in bloom. Often seen in mass plantings, on hills or mounds, the purple tones of the *Pennisetum*'s feathery flowerheads please a multitude of senses as they catch the wind. Fast to establish, giving a new landscaped area a sense of place relatively quickly.

- NO FUSS** This showy, clumping perennial does well in full sun to part shade, while tolerating a wide variety of soils in drought and frost conditions.
- FUNCTIONAL** Mass plantings or used as an accent, in borders, commercial and roadside plantings, rockeries, native or low-maintenance gardens.
- RELIABLE** Flowerheads attract birds and other pollinators from February to May, this lower seeding variety makes it safe to use near bushland.

<b>Description</b>	Showy, clumping perennial
<b>Density</b>	2–6 plants per m <sup>2</sup> 1–2 per linear metre
<b>Height &amp; Width</b>	80–90cm x 80–90cm
<b>Flowering</b>	Purple flowerheads from February–May
<b>Best Planting Time</b>	March–October
<b>Uses</b>	Mass or accent plantings for borders, rockeries and low maintenance gardens
<b>Position</b>	Full sun to part shade Tolerates frost & drought
<b>Soil Type</b>	Sandy to heavy clay soils
<b>Care</b>	Water as required for 8–13 weeks until established; trim 1/3 the size annually in May–August or as required; remove spent flower heads as required, dispose of correctly if in a warmer climate or wet area; mulch well; use slow release fertiliser in late winter
<b>Where It Works</b>	VIC, NSW, ACT, QLD, SA, WA & TAS

**NOTE:** DO not get this native Australian *Pennisetum alopecuroides* confused with the invasive African variety (*P. setaceum*). The native Australian varieties have a much wider plume than the exotic variety and are non-invasive, making them a safer choice. In ideal conditions this variety has the possibility to regenerate from seed (eg. Northern NSW/QLD in warm/wet winters, wet areas and excessively irrigated gardens). It is not an invasive weed, however if you experience these conditions and prefer to avoid regeneration, remove spent flowerheads as required and dispose of correctly.



## Velvet Kangaroo Paw Range

**A range of iconic Kangaroo Paws bred with bold vibrant flowers and better disease resistance that require less maintenance.**

All the plants in the Velvet Kangaroo Paw Range have deep green, strappy, clump-forming foliage and notably good resistance to black spot. The velvet-like flowers are held high above the foliage from the end of winter through to autumn. The iconic blooms bring an Aussie bush and sunset-hued colour range to mass plantings and residential or commercial contemporary gardens. Excellent contrast to other textured foliage when included in on-trend meadow planting palettes. These bird attracting plants are also well suited to rockeries, narrow garden beds, as potted specimens and accent plants.

**NO FUSS** Less maintenance required to trim and remove old leaves, compared to other Kangaroo Paw cultivars.

**FUNCTIONAL** Good weed suppression if planted densely with same species or alternatively in combination with ultra-low maintenance strappy plant like Dianella or Lomandra.

**RELIABLE** Thrives in free-draining soil. Tough and resistant to frost and drought. Perform better on the east coast than other Kangaroo Paws.





### Regal Velvet

*Anigozanthos hybrid 'Regal Velvet'* (L)


<b>Description</b>	Mid-sized Kangaroo Paw
<b>Density</b>	3–5 plants per m <sup>2</sup> 2–3 per linear metre
<b>Height &amp; Width</b>	50cm x 40cm
<b>Flowering</b>	Red/green flowers from Aug–May
<b>Best Planting Time</b>	March–November
<b>Uses</b>	Mass planting, planter boxes, flowering garden specimens
<b>Position</b>	Full sun open position Tolerates frost & drought
<b>Soil Type</b>	Well drained soils
<b>Care</b>	Remove older flower stems; fertilise annually
<b>Where it Works</b>	VIC, NSW, ACT, TAS, SA, WA & QLD (in northern QLD it is shorter lived, approx. 2-3yrs – south it is longer term)



### Ruby Velvet™

*Anigozanthos hybrid*

<b>Description</b>	Mid-sized Kangaroo Paw
<b>Density</b>	4–6 plants per m <sup>2</sup> 3–4 per linear metre
<b>Height &amp; Width</b>	40cm x 30cm
<b>Flowering</b>	Deep red flowers from Aug–May
<b>Best Planting Time</b>	March–October
<b>Uses</b>	Feature pots or for low maintenance gardens
<b>Position</b>	Full sun open position Tolerates frost & drought
<b>Soil Type</b>	Well drained soils
<b>Care</b>	Remove older flower stems; fertilise annually
<b>Where it Works</b>	VIC, NSW, ACT, TAS, SA, WA & QLD (in northern QLD it is shorter lived, approx. 2-3yrs – south it is longer term)



### Amber Velvet

*Anigozanthos hybrid 'Amber Velvet'* (L)

<b>Description</b>	Mid-sized Kangaroo Paw
<b>Density</b>	3–5 plants per m <sup>2</sup> 2–3 per linear metre
<b>Height &amp; Width</b>	50cm x 40cm
<b>Flowering</b>	Red & yellow flowers from Aug–Apr
<b>Best Planting Time</b>	March–October
<b>Uses</b>	Feature pots and low maintenance gardens
<b>Position</b>	Full sun open position Tolerates frost & drought
<b>Soil Type</b>	Well drained soils
<b>Care</b>	Remove older flower stems; fertilise annually
<b>Where it Works</b>	VIC, NSW, ACT, TAS, SA, WA & QLD (in northern QLD it is shorter lived, approx. 2-3yrs – south it is longer term)



### Gold Velvet

*Anigozanthos hybrid 'Gold Velvet'* (L)

<b>Description</b>	Mid-sized Kangaroo Paw
<b>Density</b>	3–5 plants per m <sup>2</sup> 2–3 per linear metre
<b>Height &amp; Width</b>	50cm x 40cm
<b>Flowering</b>	Gold flowers from Aug–May
<b>Best Planting Time</b>	March–November
<b>Uses</b>	Mass planting, planter boxes, flowering garden specimens
<b>Position</b>	Full sun open position Tolerates frost & drought
<b>Soil Type</b>	Well drained soils
<b>Care</b>	Remove older flower stems; fertilise annually
<b>Where it Works</b>	VIC, NSW, ACT, TAS, SA, WA & QLD (in northern QLD it is shorter lived, approx. 2-3yrs – south it is longer term)

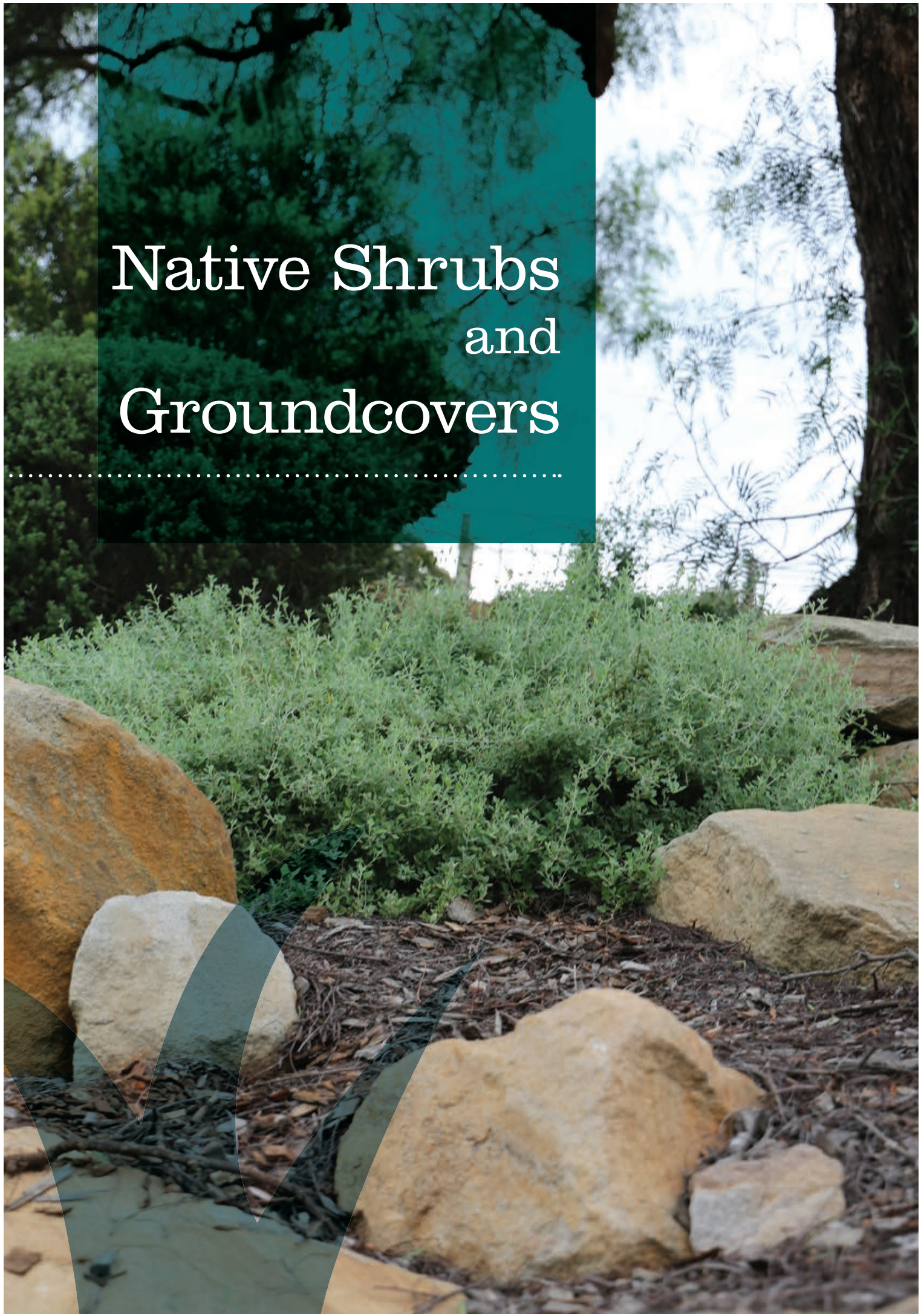
#### Tips for long term success for mass planted Velvet Kangaroo Paws Range

- Deep chunky mulch to 75mm around each plant. Using mulch containing little or no fines will result in reduced weed germination
- Lomandra or Dianella plantings in the foreground hide any untidy foliage
- Spot planted throughout mass planted strappy plants like Lomandra or Dianella provide interesting, undulating colour pops while relying on the weed suppression qualities of the other species.



Native Shrubs  
and  
Groundcovers

---





**Slim™**  
*Callistemon viminalis* 'CV01' (b)

A heavy flowering Callistemon for tight boundaries, thin garden beds or the ever-shrinking backyard, creating complete privacy or screening unsightly neighbouring views. Attracting birds, bees and other pollinators to the garden in spring when covered in masses of red Bottlebrush flowers.

- NO FUSS** With little pruning Slim™ Callistemon maintains its shape, without encroaching on limited space in a small area.
- FUNCTIONAL** Screen, hedge or windbreak to 3m high, in a pot or as a feature tree in a tight corner.
- RELIABLE** Takes to any harsh environment, performing well in extended wet periods or drought.
- OZBREED EXTRA** Foliage is held on the plant all the way to the ground for a uniform hedge with no gaps and complete privacy.

<b>Description</b>	Narrow, slimline Callistemon
<b>Density</b>	1-3 plants per m <sup>2</sup> 1-1.5 per linear metre
<b>Height &amp; Width</b>	3m x 1.3m
<b>Flowering</b>	Red flowers from Sep-Nov
<b>Best Planting Time</b>	March-October
<b>Uses</b>	Screen, hedge or feature for tight planting areas
<b>Position</b>	Full sun to part shade Tolerates drought & frost
<b>Soil Type</b>	Most soil types
<b>Care</b>	Water as required for 8-13 weeks until established; prune to shape 1-3 times a year after flowering if desired
<b>Where it Works</b>	VIC, QLD, NSW, ACT, TAS, SA & WA



## Aussie Rambler™

*Carpobrotus glaucescens* 'CAR10' (b)

A succulent, native groundcover that spills over sloping sites or balcony garden edges. The huge, pink flowers in spring and autumn attract pollinators and complement the purple stems and glaucous foliage of this vigorous, hardy plant. Thick, dense matt-like coverage growing up to 2m wide, suppresses weeds and is quick to grow back when damaged.

**NO FUSS** Tolerates humidity, frost and cold as low as minus 6°C or colder, far better than the common form of Pigface.

**FUNCTIONAL** Groundcover suited to erosion control and dune stabilisation, sloping sites, flower gardens, rockeries, borders and mass planting.

**RELIABLE** Copes well planted inland in heavier soils and front-line salt tolerant in coastal situations.

<b>Description</b>	Native spreading groundcover
<b>Density</b>	1–2 plants per m <sup>2</sup>
<b>Height &amp; Width</b>	20cm x 2m
<b>Flowering</b>	Large pink flowers from Sep–May
<b>Best Planting Time</b>	March–November
<b>Uses</b>	Groundcover for coastal & inland plantings
<b>Position</b>	Full sun to light shade Tolerates drought, humidity & frost
<b>Soil Type</b>	Most soil types
<b>Care</b>	Water as required for 8–13 weeks until established; prune if ever required
<b>Where it Works</b>	VIC, QLD (not yet tested in northern QLD), NSW, ACT, TAS, SA & WA



## Cherry Cluster™

*Grevillea rhyolitica* x *juniperina* 'TWD01' (b)

This hardy, compact and naturally low-growing *Grevillea* lights up the winter landscape. Its cherry-red flowers continue to bloom like fireworks into spring with spot flowering throughout the year. Tolerant of drought and heat conditions as well as frost tolerant in soils pH7 and under.

**NO FUSS** The *Grevillea rhyolitica* gives it the wider leaf form, while *Grevillea juniperina* gives Cherry Cluster™ *Grevillea* its groundcover habit.

**FUNCTIONAL** Low hedge, groundcover, spilling over rockeries, mass planted and native gardens.

**RELIABLE** Thrives in temperate or hot and dry climates. Frost and cold tolerant to -5 degrees Celsius.

<b>Description</b>	Tough groundcover
<b>Density</b>	2–3 plants per m <sup>2</sup> 1.5–2 plants per linear metre
<b>Height &amp; Width</b>	50cm x 80cm
<b>Flowering</b>	Attractive red flowers from Mar–Nov
<b>Best Planting Time</b>	March–November
<b>Uses</b>	Mass planting, native gardens and rockeries
<b>Position</b>	Full sun to part shade; tolerates drought & frost
<b>Soil Type</b>	Well drained soils, pH below 7
<b>Care</b>	Water as required for 8–13 weeks until established; prune if required every 2–3 years; use a native or slow release fertiliser sparingly
<b>Where it Works</b>	VIC, ACT, TAS, SA, WA, NSW (best suited Sydney and south, will work in some parts of Northern NSW) & parts of South East QLD (non humid regions like Toowoomba)



## Yareena™

*Myoporum parvifolium* 'PARV01' (D)

A native, drought tolerant groundcover, loved by the landscaping industry for its long-lived, spilling form that follows the contours of garden beds and balconies. As a groundcover, or draping itself over rockeries and pot ledges, the deep green foliage of this *Myoporum* looks like a lush carpet. Its long-lived, thick matting ability make it a notable weed suppressant. Yareena™ *Myoporum* is frost resistant and stays clean in full sun to part shade. Hardy in a wide variety of soils.

**NO FUSS** Stays low and spills over walls, low planters and borders.

**FUNCTIONAL** Low groundcover for coastal and inland positions, rooftops, attractive specimen plant for weed suppression, sloping sites or in rockeries.

**RELIABLE** Longer-lived variety due to its thick, woody stems and larger leaf than common fine-leaved *Myoporum*.

**OZBREED EXTRA** A brilliant, low maintenance groundcover with textural contrast when planted around strappy plants and broad leaved shrubs in a mixed planting.

<b>Description</b>	Crisp, clean, longer lived <i>Myoporum</i>
<b>Density</b>	1–2 plants per m <sup>2</sup> 1–1.5 plants per linear metre
<b>Height &amp; Width</b>	10cm x 1m
<b>Flowering</b>	White flowers from Oct–March
<b>Best Planting Time</b>	March–November
<b>Uses</b>	Excellent groundcover, good for coastal positions
<b>Position</b>	Full sun to part shade; tolerates drought & frost
<b>Soil Type</b>	Sandy to heavy clay soils
<b>Care</b>	Water as required for 8–13 weeks until established; plant in a well mulched garden; prune once every two years to keep tidy
<b>Where it Works</b>	VIC, QLD, NSW, ACT, TAS, SA & WA



## Meema™

*Hardenbergia violacea* 'HB1' (D)

A long-lasting, mounding *Hardenbergia* that grows in a shrubby form without climbing support, requiring less pruning. Sequential blooming extends Meema™ *Hardenbergia*'s vibrant purple flowering season longer than common *Hardenbergia* forms, from late winter to early spring.

- NO FUSS** Hardy and vigorous, frost and drought tolerant.
- FUNCTIONAL** Versatile shrub, informal hedge, groundcover, container plant and the toughest roadside *Hardenbergia*.
- RELIABLE** Tidy shrub forming climber, requiring an annual prune to maintain dense shape, or pruned every 4 to 5 years on roadsides. Hide uneven levels or disguise unsightly areas with this evergreen native.

<b>Description</b>	Tidier, longer lived groundcover with a great shrubby form
<b>Density</b>	1–3 plants per m <sup>2</sup> 1–2 per linear metre
<b>Height &amp; Width</b>	50cm x 2m
<b>Flowering</b>	Purple flowers from Jul–Sep
<b>Best Planting Time</b>	March–October
<b>Uses</b>	Great feature plant for gardens and landscapes
<b>Position</b>	Full sun to semi shade; Tolerates drought & cold
<b>Soil Type</b>	Sandy to heavy clay soils
<b>Care</b>	Water as required for 8–13 weeks until established; prune once a year after flowering for a natural shape; prune 2–3 times a year for a hedge
<b>Where it Works</b>	VIC, QLD, NSW, ACT (survives in extreme cold, but will get some leaf burn), TAS, SA & WA



## Coastal Pink™

*Correa alba* 'COR10' (D)

In native or Mediterranean-style landscapes, the delicate, rounded leaf adds to the textural contrast in the shrub layer. Branches boast the attractive bronze tones of *Correa alba*, while its dark green foliage is complemented by the light pink bell-shaped flowers that set it apart from the common form.

- NO FUSS** Copes well in windy and coastal sites with good salt tolerance.
- FUNCTIONAL** Bird attracting, native or Mediterranean landscapes, hedging.
- RELIABLE** Excellent deep green shrub layer planting with contrasting foliage.

<b>Description</b>	Medium coastal shrub
<b>Density</b>	1–2 plants per m <sup>2</sup>   1–2 plants per linear metre
<b>Height &amp; Width</b>	2m x 2m; can be pruned twice a year to keep it at a smaller size
<b>Flowering</b>	Light pink bells in winter/early spring
<b>Best Planting Time</b>	Autumn, winter or spring
<b>Uses</b>	Coastal, bird attracting, shrub layer between trees, mass planted as a medium sized shrub or as a small to fence-sized hedge
<b>Position</b>	Full sun to light shade. Tolerates drought & frost
<b>Soil Type</b>	Preferably reasonably drained soil, however it is adaptable to most soil types
<b>Care</b>	Low water requirements once established; prune once per year to maintain semi-compact habit or twice per year for a really tidy appearance; prune to desired shape and fertilise with slow release native fertiliser
<b>Where it Works</b>	VIC, ACT, SA, WA, TAS, Southern NSW and Sydney (in good draining soils)



## Better John™

*Callistemon viminalis* 'LJ1' 

The contrasting iridescent blue-green mature foliage, and its speed to establish and grow, are traits that make **Callistemon Better John™** superior to its parent 'Little John' Callistemon. Abundant red Bottlebrush flowers attract birds, butterflies and bees in spring.

- NO FUSS** Tolerates sun, shade and drought or frost conditions, clay to free draining soils, periodic wet feet or heavy drought.
- FUNCTIONAL** Mass planting, roadsides, mounded clumps, low-shrub layer plantings, bio-retention swales, hedges and windbreaks.
- RELIABLE** A tidier and more-dense hedge will be established with regular pruning but can be left after establishment and only pruned every few years.
- OZBREED EXTRA** The soft, hairy texture of the new growth creates a muted silvery contrast in the landscape. The saturated red blooms pop against the foliage in spring.

<b>Description</b>	Native shrub with blue-green foliage
<b>Density</b>	3–5 plants per m <sup>2</sup> 1.5–2 per linear metre
<b>Height &amp; Width</b>	60cm–1.2m x 60cm–90cm
<b>Flowering</b>	Red flowers from Sep–Nov
<b>Best Planting Time</b>	March–October
<b>Uses</b>	Specimen plant, contrast plant
<b>Position</b>	Full sun to part shade; drought tolerant
<b>Soil Type</b>	Sandy to well drained soils
<b>Care</b>	Water as required for 8–13 weeks until established; prune every 3–4 yrs for a natural shape if required, or every 2 yrs for a tidy hedge
<b>Where it Works</b>	VIC, QLD, NSW, ACT, TAS, SA & WA



## Crimson Villea™

*Grevillea rosmarinifolia* 'H16' ♂

Naturally bun-shaped, this small-bird attracting Grevillea makes a perfect hedge or low border. Flowers prolifically in winter and spring, the crimson blooms contrast against the emerald green, lace-like foliage. Prune annually to maintain a tidier form. Best suited to temperate and hot/dry climates.

- NO FUSS** Durable and tough in drought and frost, cold hardy for all areas except Alpine conditions.
- FUNCTIONAL** Informal or formal hedging plant, mass planting, rockeries, Mediterranean or native style landscapes.
- RELIABLE** Fine, lace-like foliage and dense branching habit resulting in a more compact plant.

<b>Description</b>	Tough, compact shrub
<b>Density</b>	1-2 plants per m <sup>2</sup> 1-1.5 per linear metre
<b>Height &amp; Width</b>	80cm x 80cm
<b>Flowering</b>	Masses of crimson flowers from August–November
<b>Best Planting Time</b>	March–November
<b>Uses</b>	Mass planting, native gardens and rockeries
<b>Position</b>	Full sun to light shade Tolerates drought, humidity & frost
<b>Soil Type</b>	Well drained soils
<b>Care</b>	Water as required for 8–13 weeks until established; prune every two years or annually for best performance; use slow release fertiliser annually
<b>Where it Works</b>	VIC, NSW, ACT, TAS, SA, WA & parts of South East QLD



## Gold Cluster™

*Grevillea juniperina* 'H22' ♂

A dense, ground-hugging Grevillea that gets covered in golden hued, spider-like flowers from winter, well into spring. The spilling habit is well suited to embankments and sloping sites with moderate humidity and soils that are pH 7 and under. Tolerant of cold as well as hot, dry conditions.

- NO FUSS** Less fussy than most grevilleas, benefits from a prune every couple of years to keep tidy.
- FUNCTIONAL** Groundcover, weed suppression due to its density and coverage, rockeries, native or Mediterranean style and pollinator attracting gardens.
- RELIABLE** Holds flowers for extended periods and will grow to half the size of the popular Grevillea 'Molongo'.

<b>Description</b>	Low growing groundcover
<b>Density</b>	1-2 plants per m <sup>2</sup> 1.5-2 plants per linear metre
<b>Height &amp; Width</b>	30cm x 80cm-1m
<b>Flowering</b>	Gold-yellow flowers from Jul–Sep
<b>Best Planting Time</b>	March–November
<b>Uses</b>	Groundcover, specimen planting
<b>Position</b>	Full sun to part shade Tolerates drought & cold
<b>Soil Type</b>	pH below 7, free draining to moderately heavy
<b>Care</b>	Water as required for 8–13 weeks until established; prune every 2–3 years if required; use a native slow release fertiliser sparingly
<b>Where it Works</b>	VIC, NSW (Sydney and south), ACT, TAS, SA & WA





**NEW  
PLANT**



**Ozbreed Flat White®** formerly known as Slender Bells White™  
*Pandorea jasminoides* 'PJ01' (b)

A native plant, with a habit like Flat Mat™ *Trachelospermum jasminoides*. Ozbreed Flat White® *Pandorea jasminoides* is the native groundcover of choice for roundabout and roadside line-of-sight plantings and where weed suppression is vital. Unlike common *Pandorea* that tend to be leggy and vigorous only at the top of the plant, Ozbreed Flat White® *Pandorea* is selected for its natural foliage density at ground level when used as a climber. Trained up a trellis, its instinct is to grow slim and vertically. When left to spread, Ozbreed Flat White® *Pandorea* will stay low and flat, only needing pruning once or twice a year. Tolerant of drought and moderate frost, the beautiful white flowers in the warmer months add interest in sun or part shade.

- NO FUSS** The abundant white, bell-shaped flowers on this native appear during spring and summer in full sun to part shade.
- FUNCTIONAL** Ozbreed Flat White® *Pandorea* is a vigorous, evergreen and lush groundcover, with dense branching and foliage to suppress weeds and in roadside applications, bedding plant or mass planting. Utilise as a climber to hide ugly views.
- RELIABLE** As reliable a choice as Star Jasmine when specified either as a climber or a groundcover. Evergreen dense foliage coverage from the ground up and attractive flower flushes during the warmer months.

<b>Description</b>	More dense, compact climber or groundcover
<b>Density</b>	1-2 plants per m <sup>2</sup>   1-3 per linear metre
<b>Height &amp; Width</b>	2-3m x 40-60cm pruned; 80cm-2m wide unpruned
<b>Flowering</b>	Pure white flowers from late spring to summer
<b>Best Planting Time</b>	March-November
<b>Uses</b>	A climber for covering fences and trellises, ideal for narrow spaces   A spreading groundcover, to suppress weeds
<b>Position</b>	Full sun to part shade; Moderate frost tolerance, drought tolerant
<b>Soil Type</b>	Most soil types
<b>Care</b>	Water as required for 8-13 weeks until established; prune a few months after planting; prune twice per year for a narrow tight climber
<b>Where it Works</b>	VIC, South QLD, NSW, TAS, SA & WA



## Green John™

*Callistemon viminalis* 'LJ23' (b)

The lime green of its new growth is what gives this small shrubby *Callistemon* its name. A textural and colour contrast with other mounding shrubs in the landscape. The red Bottlebrush flowers bloom in spring. Shorter and tidier than the older Little John™ *Callistemon* form.

**NO FUSS** Dense habit is accentuated with pruning but not necessary. Pruning will encourage growth and assist in gaining maximum height performance.

**FUNCTIONAL** Accent, low hedge or mounding plant in layered landscape plantings. Bio-retention swales and roadside plantings.

**RELIABLE** Tough and hardy, Green John™ *Callistemon* is suited to drought conditions and frosty climates. Varied soils from sandy to clay-loam.

<b>Description</b>	Native shrub with green foliage
<b>Density</b>	3–6 plants per m <sup>2</sup> 2–2.5 per linear metre
<b>Height &amp; Width</b>	60cm–1m x 60cm
<b>Flowering</b>	Red flowers from Sep–Nov
<b>Best Planting Time</b>	March–October
<b>Uses</b>	Specimen plant, bio-retention swales, shrub layer
<b>Position</b>	Full sun to part shade; drought & cold tolerant
<b>Soil Type</b>	Sandy to well drained soils
<b>Care</b>	Water as needed for 8–13 weeks until established; prune as required every 2–4 years
<b>Where it Works</b>	VIC, QLD, NSW, ACT, TAS, SA & WA



## Macarthur™

*Callistemon viminalis* 'LC01' (b)

Macarthur™ *Callistemon* is a tidy, mid-sized shrub that can be used to great effect as a backbone plant in a layered landscape. Densely foliated with fresh green tones, its large bright red blooms bring floral interest and pollinators to the yard in spring. Spot flowering throughout the rest of the year. Resistant to Myrtle Rust.

**NO FUSS** This 'Little John' - 'Captain Cook' cross is naturally tight and bun-shaped, needing a prune every 4 or 5 years to maintain preferred size.

**FUNCTIONAL** Fits into the small shrub, horizontal layer, as a malleable background shrub in native, bird-attracting residential or commercial designs.

**RELIABLE** Mid-sized mass flowering *Callistemon* boasts profuse flowering in humid hot dry conditions as well as frost tolerant.

<b>Description</b>	More compact, better flowering <i>Callistemon</i> ; bushy growth habit
<b>Density</b>	1–2 plants per m <sup>2</sup> 1–1.5 per linear metre
<b>Height &amp; Width</b>	1.8m x 1.5m
<b>Flowering</b>	Red flowers from Sep–Nov
<b>Best Planting Time</b>	March–October
<b>Uses</b>	Medium sized shrub
<b>Position</b>	Full sun to part shade. Tolerates drought & frost
<b>Soil Type</b>	Tolerates most soil conditons
<b>Care</b>	Water as required for 8–13 weeks until established; prune to shape 1–3 times a year after flowering for a hedge
<b>Where it Works</b>	VIC, QLD, NSW, ACT, TAS, SA & WA



## Purple Fusion™

*Scaevola humilis* 'PFS100' (l)

Adorned with purple fan-shaped flowers almost year-round, this native groundcover remains low while spreading up to 1.5m wide in full sun to part shade. Purple Fusion™ Scaevola's smaller leaf makes it tougher in cold climates and drought conditions, requiring less irrigation. The cascading habit of this pretty perennial drapes itself beautifully over walls, containers and hanging baskets.

- NO FUSS** The non-mounding form requires no cutting back, resulting in less maintenance.
- FUNCTIONAL** Mass groundcover, rockeries, raised planters, hanging baskets and as a border planting to soften paving. Cottage style gardens or native landscapes.
- RELIABLE** Flatter and more compact than common *Scaevola aemula* forms due to *Scaevola humilis* genealogy.

<b>Description</b>	Non-mounding groundcover
<b>Density</b>	1-2 plants per m <sup>2</sup> 1-2 per linear metre
<b>Height &amp; Width</b>	20cm x 1.5m
<b>Flowering</b>	Small purple flowers from Sep-Dec and most other times of the year
<b>Best Planting Time</b>	March-November
<b>Uses</b>	Groundcover
<b>Position</b>	Sun to light shade; tolerates drought & frost
<b>Soil Type</b>	Most soil types
<b>Care</b>	Water as required for 8-13 weeks until established; trim once a year to keep tidy
<b>Where it Works</b>	VIC, QLD, NSW, TAS, SA & WA



## Scarlet Flame™

*Callistemon viminalis* 'CC19' ↴

A dense, compact Callistemon boasting young foliage with a rust-red tone, followed by masses of red, Bottlebrush flowers. This 'Captain Cook' Callistemon selection contributes a colourful display over many months thanks to its fine, hairy juvenile leaves and flower display. A formal hedge or screening plant that attracts birds, bees and butterflies to the garden.

**NO FUSS** A yearly prune keeps this medium-size hedge or screen tidy, while encouraging new growth.

**FUNCTIONAL** Informal hedge or pruned for more formality, screening unattractive views and creating privacy.

**RELIABLE** A drought tolerant, self-cleaning Callistemon which loses its spent flowers quickly, maintaining a dense and tidy hedge.

<b>Description</b>	Dwarf, compact fine leaf Callistemon with subtle new growth
<b>Density</b>	1–3 plants per m <sup>2</sup> 1–2 per linear metre
<b>Height &amp; Width</b>	60cm–1.5m x 60cm–1m depending on conditions
<b>Flowering</b>	Red flowers from Sep–Nov
<b>Best Planting Time</b>	March–October
<b>Uses</b>	Hedge, specimen shrub
<b>Position</b>	Full sun to part shade; drought tolerant
<b>Soil Type</b>	Most soil types
<b>Care</b>	Water as required for 8–13 weeks until established; prune to shape 1–2 times a year after flowering for a tidy hedge or every 2–3 years for a natural shape
<b>Where it Works</b>	VIC, QLD, NSW, ACT, TAS, SA & WA



## Red Alert™

*Callistemon viminalis* 'KPS38' ↴

Burgundy-red young growth makes Red Alert™ Callistemon the native answer to exotic Photinia. A compact bottle brush for hedging or screening, creates privacy and interest with vibrant red and fluffy new growth in spring and autumn. Rarely flowers, so won't attract bees. Stands up to wind, cold and light frost.

**NO FUSS** Drought and poor soil tolerant, prune annually to suit the height individually required in the garden.

**FUNCTIONAL** Hedge, privacy screen or feature plant, low flower count so less pollen makes it perfect for low allergen, or kid-friendly gardens.



**RELIABLE** It thrives in gardens situated in Australian climatic extremes.

<b>Description</b>	Red new growth foliage; compact form
<b>Density</b>	1–2 plants per m <sup>2</sup> 1–2 per linear metre
<b>Height &amp; Width</b>	2–2.4m x 1.5–2m unpruned; 60cm–2m x 50cm–1.5m pruned
<b>Flowering</b>	Rarely, if ever flowers
<b>Best Planting Time</b>	March–October
<b>Uses</b>	Hedge, specimen shrub
<b>Position</b>	Full sun to part shade Tolerates drought & frost
<b>Soil Type</b>	Most soil types
<b>Care</b>	Water as required for 8–13 weeks until established; prune to shape 1–3 times a year after red new growth foliage for a tidy hedge
<b>Where it Works</b>	VIC, QLD, NSW, ACT, TAS, SA & WA

# Westringia Range

A range of native, glaucous, tough Westringias that range in size - for every situation.

The Ozbreed Westringia range has taken a common native species and selected strains that suit every landscaping situation. Often proposed as the exotic Buxus alternative, Westringias stand on their own as ideal plants for our varied climate. Being native, the grey-blue hues complement our natural bushland and look right at home in commercial landscapes or residential gardens.



## Naringa™

The best hedging Westringia  
Max. height: 2.2m  
Max. width: 1.5m  
Min. pruning height: 1m  
Min. pruning width: 60cm

## Blue Gem™

Masses of vivid flowers  
Max. height: 1.5m  
Max. width: 1.3m  
Min. pruning height: 1m  
Min. pruning width: 80cm

## Ozbreed Aussie Box®

Green native box hedge  
Max. height: 95cm  
Max. width: 95cm  
Min. pruning height: 40cm  
Min. pruning width: 40cm

## Grey Box™


Grey native box hedge  
Max. height: 45cm  
Max. width: 45cm  
Min. pruning height: 30cm  
Min. pruning width: 30cm

## Mundi™

Low growing groundcover  
Max. height: 50cm  
Max. width: 1.5m  
Min. pruning height: 30cm  
Min. pruning width: 1m

## Low Horizon™

Low growing groundcover  
Max. height: 30cm  
Max. width: 70cm




## Blue Gem™

*Westringia hybrid 'WES03' A(b)*

Naturally mounding with profuse, vibrant lilac-blue flowers, blooms in spring and sporadically throughout the year. Blue Gem™ Westringia makes an eye-catching hedge or accent plant in a native or contemporary garden.

- NO FUSS** Tolerates all soils from well-drained clay to sandy, frost and drought tolerant.
- FUNCTIONAL** Native and pollinator friendly gardens, hedge, accent, or mass planted in commercial or residential landscapes.
- RELIABLE** Pruning the bushy growth up to three times a year will create a more dense, manicured plant.

<b>Description</b>	Shrubby Westringia
<b>Density</b>	1-3 plants per m <sup>2</sup>   1-2 per linear metre
<b>Height &amp; Width</b>	1-1.5m x 80cm-1.3m
<b>Flowering</b>	Bluish-purple flowers from Sep-May
<b>Best Planting Time</b>	March-November
<b>Uses</b>	Feature plant, mass plantings and native gardens
<b>Position</b>	Full sun to light shade. Tolerates drought & cold
<b>Soil Type</b>	Sandy to well drained clay soils
<b>Care</b>	Prune to shape as required after flowering
<b>Where it Works</b>	VIC, NSW, ACT, TAS, SA, WA and South East QLD (not suited to Northern QLD)



## Low Horizon™

*Westringia fruticosa* 'WES06' (b)

A dense, low growing groundcover that is covered in white flowers in spring. Low Horizon™ *Westringia* has a flat habit and short internodes that makes it Ozbreed's most compact and lowest maintenance *Westringia*.

- NO FUSS**      Lowest maintenance groundcover. Occasional pruning will result in increased density and better weed suppression.
- FUNCTIONAL**      Groundcover, mass plantings around taller trees and shrubs, native and cottage garden styles, containers, rockeries or border planting.
- RELIABLE**      In drought and colder climates, Low Horizon™ *Westringia* tolerates the extremes of humidity and frost in a wide variety of soil types.
- OZBREED EXTRA**      Great foliage and textural contrast to other *Westringias* or shrub layers in the garden.

<b>Description</b>	Tough, dense compact groundcover
<b>Density</b>	2–3 plants per m <sup>2</sup> 2-3 per linear metre
<b>Height &amp; Width</b>	30cm x 70cm
<b>Flowering</b>	White flowers in early spring
<b>Best Planting Time</b>	March–November
<b>Uses</b>	Groundcover for mass plantings and gardens, or as a border plant
<b>Position</b>	Full sun to part shade Tolerates drought & cold
<b>Soil Type</b>	Sandy to well drained clay soils
<b>Care</b>	Prune if required or as desired
<b>Where it Works</b>	VIC, NSW, SA, WA, ACT & TAS; currently testing in QLD



**Grey Box™**  
*Westringia fruticosa* 'WES04' (b)

The compact, low-mounding, blue-grey foliage of this small native shrub makes a great addition to the available plant palette for rain gardens and bio-retention swales. Adds spectacular contrast to deep green plantings in the coastal landscape or inland. Evergreen and tidy even if left unpruned, it naturally maintains a much-desired bun shape. An easy care and hardy plant, tolerating periodic wet feet, salt spray, frost and drought.

- NO FUSS** A great substitute for English Box, drought and frost tolerant.
- FUNCTIONAL** Useful for drainage and bio-retention swales, rain gardens, hedging, borders, containers and mass planting.
- RELIABLE** Compact natural ball shape can be left unpruned or prune up to 3 times a year for a more dense, tidy hedge.
- OZBREED EXTRA** Can tolerate periodic wet feet anticipated in drainage swales and rain gardens. Suits a range of soil types from sandy to heavy clay.

<b>Description</b>	Very compact native hedge plant
<b>Density</b>	3–6 plants per m <sup>2</sup> 2–3 per linear metre
<b>Height &amp; Width</b>	30–45cm x 30–45cm unpruned; 30cm x 30cm pruned
<b>Flowering</b>	White flowers from September–May
<b>Best Planting Time</b>	March–November
<b>Uses</b>	Rain gardens, bio-retention swales, hedges, borders, containers, mass plantings
<b>Position</b>	Full sun to light shade; Tolerates drought & frost
<b>Soil Type</b>	Most soil types
<b>Care</b>	Water as needed for 8–13 weeks until established; prune to desired shape as required 1–3 times a year after flowering
<b>Where it Works</b>	VIC, QLD, NSW, ACT, TAS, SA & WA



## Mundi™


*Westringia fruticosa* 'WES05' (D)

**Tough, spilling Westringia groundcover with the unique ability to handle periodic wet feet, like Grey Box™ Westringia. Sports white spring flowers. The compact foliage growth will out-compete weeds. A naturally low mounding, low maintenance plant that looks good left unpruned, or adapts to architectural topiary clipping styles where desired.**

- NO FUSS** Drought and cold hardy in soils ranging from sandy to silty clay, including periodic wet feet. Natural rainfall is sufficient irrigation after establishment.
- FUNCTIONAL** Low spreading groundcover perfect for bio-retention swales, rain gardens, rockeries, mass planted to spill over retaining walls or hide unsightly, low-lying areas, roadsides and verge plantings while maintaining line of sight requirements.
- RELIABLE** Spread of up to 1.5m with greater density after regular pruning.

<b>Description</b>	Tough, beautiful groundcover
<b>Density</b>	1–3 plants per m <sup>2</sup> 1–1.5 per linear metre
<b>Height &amp; Width</b>	40–50cm x 1.5m
<b>Flowering</b>	White flowers from Sep–Apr
<b>Best Planting Time</b>	March–November
<b>Uses</b>	Great for mass plantings, bio-retention swales, rain gardens and low maintenance areas
<b>Position</b>	Full sun to part shade Tolerates drought & cold
<b>Soil Type</b>	Sandy to well drained clay soils
<b>Care</b>	Water as required for 8–13 weeks until established; almost no maintenance; prune to shape 1–3 times a year after flowering, every few years for a natural shape
<b>Where it Works</b>	VIC, QLD, NSW, TAS, SA, WA & ACT (Prefers shelter from heavy frost in ACT)





## Ozbreed Aussie Box®

*Westringia hybrid 'WES08'* (D)

A tough native alternative to English or Japanese Box, with compact leaf and natural ball-shaped habit that thrives in both inland and coastal climates. The masses of self-cleaning lilac flowers that cover the plant from spring through to autumn will attract pollinators to the garden. An easy-care plant that requires little attention, making it the perfect set and forget shrub for large-scale landscaping situations.

**NO FUSS** Drought and salt tolerant, suitable in a range of soil types but won't tolerate wet feet.

**FUNCTIONAL** Low hedge, mounded plantings, borders, container gardens, formal gardens with regular clipping and topiary applications.

**RELIABLE** Fast to establish with low water requirements and tolerant of frosts.

<b>Description</b>	Native box hedge plant with a tight, compact growth habit
<b>Density</b>	2-4 plants per m <sup>2</sup> 1.5-3 per linear metre
<b>Height &amp; Width</b>	40-60cm x 40-60cm pruned 70-95cm x 70-95cm unpruned
<b>Flowering</b>	Mauve flowers from Sep-May
<b>Best Planting Time</b>	March-November
<b>Uses</b>	Hedges, borders, containers and mass plantings
<b>Position</b>	Full sun to light shade Tolerates drought & frost
<b>Soil Type</b>	Most soil types
<b>Care</b>	Prune to desired shape as required
<b>Where it Works</b>	VIC, NSW, ACT, TAS, SA, WA and South East QLD (not suited to Northern QLD)



## Naringa™

*Westringia hybrid 'WES01'* (D)

This fast-growing native shrub brings a tidy, mound-shaped form to the landscape. Festooned with lilac flowers from spring to autumn, it has great hedging applications thanks to its tight, compact foliage. Suited to natural, unpruned and informal uses, or clipped topiary and formal hedging in a more traditional landscape.

**NO FUSS** Its fastigate habit results in half as much pruning than most other *Westringia* forms. Neat, naturally dense growth.

**FUNCTIONAL** Windbreak, hedge, screening, shrub layer, native and coastal gardens and a pollinator-attracting feature.

**RELIABLE** Well suited to drought and drier climates and sandy to well-drained clay. Doesn't like wet feet.

<b>Description</b>	The best hedging form of <i>Westringia</i>
<b>Density</b>	1-2 plants per m <sup>2</sup> 1-2 per linear metre
<b>Height &amp; Width</b>	1m x 60cm pruned; 2.2m x 1.5m unpruned
<b>Flowering</b>	Mauve flowers from Sep-May
<b>Best Planting Time</b>	March-November
<b>Uses</b>	Tidy hedging or specimen plant
<b>Position</b>	Full sun to part shade; drought & cold tolerant
<b>Soil Type</b>	Sandy to well drained clay soils
<b>Care</b>	Prune as required or leave unpruned
<b>Where it Works</b>	VIC, NSW, ACT, TAS, SA, WA and South East QLD (not suited to Northern QLD)



# Hardy Exotic Plants



Flat Mat (L) normal *Trachelospermum asiaticum* form (R).



## Flat Mat™

*Trachelospermum asiaticum* 'FT01' (D)

Star Jasmine is the go-to groundcover and climber in contemporary landscape architecture and design. Flat Mat™ *Trachelospermum* is the flattest Star Jasmine available to screen or form a verdant groundcover and suppress weeds in sunny or shaded, tight and difficult sites. The pretty white flower adds a recognisable scent to the beginning of the warmer seasons and its evergreen glossy foliage is as hardy as it is beautiful. As a groundcover or supported on the vertical plane, Flat Mat™ *Trachelospermum* requires less pruning to achieve thicker coverage and density, faster than the common form of Star Jasmine.

- NO FUSS** Less pruning required due to its extremely flat, prostrate habit and compact foliage.
- FUNCTIONAL** Quick to form a thick groundcover, climb a trellis or cover a wall using tensioned wire or pergola frame. Great for planters.
- RELIABLE** Prune after flowering to trigger growth.

<b>Description</b>	Low growing groundcover or climber
<b>Density</b>	1–2 plants per m <sup>2</sup> 1–2 per linear metre
<b>Height &amp; Width</b>	30–40cm x 3–4m
<b>Flowering</b>	Small white flowers in summer
<b>Best Planting Time</b>	All year round
<b>Uses</b>	Groundcover, climber, containers, borders
<b>Position</b>	Full sun to part shade; drought & cold tolerant
<b>Soil Type</b>	Most soil types
<b>Care</b>	Keep moist in dry weather; prune after flowering; slow release fertilise in spring
<b>Where it Works</b>	VIC, QLD, NSW, ACT, TAS, NT, SA & WA



Dense Fence™ (right)  
Quick Fence™ at rear (left)



Dense Fence™ (right) is more compact than common Viburnum



## Dense Fence™

*Viburnum odoratissimum* 'VOC1' (L)

The perfect low maintenance, evergreen hedge or privacy screen, with compact and fine red-tinged new foliage and scented white flowers in spring. Finer leaves, higher density, shorter inter-nodes and reddish new growth is what sets Dense Fence™ Viburnum apart from the common form. The vigorous growth of Dense Fence™ Viburnum and its need for little to no pruning, creates hedging privacy screens in a few years.

- NO FUSS** Naturally more compact than common Viburnums, Dense Fence™ Viburnum needs less pruning to maintain its form.
- FUNCTIONAL** Hedge or boundary planting, suited to feature planting in pots or garden beds.
- RELIABLE** Hardy in cold, frosts and drought, low pest and disease resistance.

<b>Description</b>	Dense screen; subtle red new growth
<b>Density</b>	1-2 plants per m <sup>2</sup> 1-2 per linear metre
<b>Height &amp; Width</b>	2.5m x 2m (up to 3.5m if left unpruned)
<b>Flowering</b>	White flowers in spring
<b>Best Planting Time</b>	Spring and autumn
<b>Uses</b>	Screen, hedge, small feature tree & patio pot plant
<b>Position</b>	Full sun to part shade; cold tolerant
<b>Soil Type</b>	Most soil types, prefers well drained soil
<b>Care</b>	Water as required for 8-13 weeks until established; use slow release fertiliser in early spring; prune as required
<b>Where it Works</b>	VIC, QLD, NSW, ACT, TAS, SA & WA

### Want to keep those nosy neighbours out?

Dense Fence™ and Quick Fence™ are the perfect privacy screening plants.



**Quick Fence™**  
*Viburnum odoratissimum* 'VOQ1' PBR (l)

Block out the neighbours in no time with this fast growing, evergreen Viburnum. The ideal hedging plant with mid-green, large glossy leaves and an upright growth habit. The tight, bushy foliage results in a better hedging form, fast. Regular tip-pruning on the lateral face of the shrub encourages side growth and eventually a thicker hedge.

- NO FUSS** Tolerant of most soil types and light frost once established in full sun to part shade.
- FUNCTIONAL** Narrow windbreak, hedge or screen to hide unsightly views.
- RELIABLE** Fast-growing, deliciously glossy hedge in 18 months, the white flowers in late spring are followed by red fruit.
- OZBREED EXTRA** Can be pruned regularly to encourage lateral growth but not mandatory to prune.

<b>Description</b>	Fast growing, mid-sized screening and hedging plant
<b>Density</b>	1 plant per 1–2 m <sup>2</sup> 1 plant per 1–2 linear metres
<b>Height &amp; Width</b>	4m x 2.5m
<b>Flowering</b>	White flowers in late spring followed by small red fruit.
<b>Best Planting Time</b>	Autumn and spring
<b>Uses</b>	Screening and hedging plant
<b>Position</b>	Full sun to part shade; cold tolerant
<b>Soil Type</b>	Most soil types, but prefers well-drained soil
<b>Care</b>	Water as required for 8–13 weeks until established; use slow release fertiliser in spring; tip prune to promote more lateral growth
<b>Where it Works</b>	VIC, QLD, NSW, ACT, TAS, SA & WA

**Choose your viburnum fence.**  
 Fence in a hurry, Quick Fence™ (left) is 2 years younger than our easy care fence, Dense Fence™ (right).



## Bingo Blue™

*Agapanthus hybrid 'ANDBin'* (b)


**More colour, more often.** Bright and vibrant blue flowers are held high above lush strappy green foliage from spring. Repeat flowering throughout the year. Looks amazing mass planted, in commercial or residential landscapes or raised in planters or balcony potted gardens.

**NO FUSS** Thrives in rich soil and tolerates poorer soils, this is a tough plant that's drought and frost hardy.

**FUNCTIONAL** Mass planted, cottage garden styles, formal, border planting, potted feature in gardens and on patios.

**RELIABLE** The compact form has good disease resistance.

<b>Description</b>	Compact Agapanthus that repeat flowers
<b>Density</b>	4–6 plants per m <sup>2</sup> 2–4 per linear metre
<b>Height &amp; Width</b>	40cm x 60cm; 60–80cm high flowers
<b>Flowering</b>	En masse Oct–Nov; sporadically throughout the year (depending on location and growing conditions)
<b>Best Planting Time</b>	March–November
<b>Uses</b>	Garden beds, borders, patio pots and planter boxes
<b>Position</b>	Full sun to part shade; drought & frost tolerant
<b>Soil Type</b>	Most soil types, but thrives in rich soil
<b>Care</b>	Water as required for 8–13 weeks until established; plant in a well mulched garden (chunky mulch is recommended); if required use slow release fertiliser in spring (for best flower production); remove older leaves and spent flowers stems as required
<b>Where it Works</b>	VIC, South QLD, NSW, ACT, TAS, SA & WA



## Bingo White™

*Agapanthus hybrid 'WP001'* (b)

**More flowers, more often.** Bright white, tubular blooms are held high above compact strappy green foliage starting in spring, with repeat flowering throughout the season and sporadic flowering during the year. Low maintenance with sophisticated looks when mass planted, in ground or raised in planters.

**NO FUSS** Thrives in rich soil and tolerates poorer soils, a tough plant that's drought and frost hardy.

**FUNCTIONAL** Mass planted, cottage garden styles, formal, border planting, potted feature in gardens and on patios.

**RELIABLE** Good disease resistance and low maintenance plant in commercial or residential landscapes.

<b>Description</b>	Compact Agapanthus that repeat flowers
<b>Density</b>	4–6 plants per m <sup>2</sup> 2–4 per linear metre
<b>Height &amp; Width</b>	40cm x 60cm; 60–80cm high flowers
<b>Flowering</b>	En masse Oct–Nov; sporadically throughout the year (depending on location and growing conditions)
<b>Best Planting Time</b>	March–November
<b>Uses</b>	Garden beds, borders, patio pots and planter boxes
<b>Position</b>	Full sun to part shade; drought & frost tolerant
<b>Soil Type</b>	Most soil types, but thrives in rich soil
<b>Care</b>	Water as required for 8–13 weeks until established; plant in a well mulched garden (chunky mulch is recommended); if required use slow release fertiliser in spring (for best flower production); remove older leaves and spent flowers stems as required
<b>Where it Works</b>	VIC, South QLD, NSW, ACT, TAS, SA & WA



## Double Gold™

*Gazania hybrid 'GT20'* (D)

Glaucous blue-grey foliage and bright yellow, double flowers throughout most of the year. Established Double Gold™ Gazanias ground-hugging tendencies make it perfect for soil stabilisation and weed suppression. A sterile groundcover, with great drought and frost tolerance.

- NO FUSS** Requires little maintenance and thrives in poor soil once established.
- FUNCTIONAL** Verges, sloping sites and embankments, erosion control and soil stabilisation.
- RELIABLE** Fast to establish with twice the flower count than common Gazanias.

<b>Description</b>	Spreading groundcover with double the flowers
<b>Density</b>	3–5 plants per m <sup>2</sup> 2–4 per linear metre
<b>Height &amp; Width</b>	Approx 20cm x 60cm
<b>Flowering</b>	Yellow flowers from Sep–Apr
<b>Best Planting Time</b>	March–November
<b>Uses</b>	Mass planting, rockeries, roadsides
<b>Position</b>	Full sun; drought & frost tolerant
<b>Soil Type</b>	Free draining to heavy clay soils
<b>Care</b>	Water as required for 8–13 weeks until established; little care needed; trim as required after flowering
<b>Where it Works</b>	VIC, NSW, TAS, SA, WA & QLD (not suited to northern QLD)



## Queen Mum™

*Agapanthus orientalis* 'PMN06' (b)


The extra-large, bi-colour tubular flowers of Queen Mum™ Agapanthus are held regally high above the compact green strappy foliage at around 1.5m. Its white petal and blue throated bloom attract pollinators during summer in full sun to partial shade.

**NO FUSS** Hardy and tough, tolerating frost, drought, disease and humidity, Queen Mum™ Agapanthus is well suited to a water-wise garden.

**FUNCTIONAL** Mass planted, cottage garden styles, formal, border planting, potted feature planting on patios and planter boxes.

**RELIABLE** Much-loved, like her namesake, Queen Mum™ Agapanthus has reliably and successfully been used in landscapes for over a decade.

<b>Description</b>	Extra large white and blue flower heads
<b>Density</b>	2-4 plants per m <sup>2</sup> 1.5-3 per linear metre
<b>Height &amp; Width</b>	1.5m x 1.2m
<b>Flowering</b>	White/blue flowers from Dec-Jan
<b>Best Planting Time</b>	March-November
<b>Uses</b>	Garden beds, borders, patio pots, and planter boxes
<b>Position</b>	Full sun to moderate shade; drought & frost tolerant
<b>Soil Type</b>	Most soil types
<b>Care</b>	Water as required for 8-13 weeks until established; remove older leaves and spent flower heads as required
<b>Where it Works</b>	VIC, QLD, NSW, ACT, TAS, SA & WA



## Thin Red™

*Photinia x fraseri* 'NP01' (b)

Perfect small footprint hedging plant for narrow garden beds and shrinking backyards that still allows full use of the garden for recreation. Small white flowers bloom in mid to late spring while new growth appears in flushes of red.

**NO FUSS** Full sun to part shade and successful in most soil types.

**FUNCTIONAL** Narrow hedge or privacy screen, requiring an annual prune to encourage growth or more regular pruning for a more formal finish.

**RELIABLE** Prune regularly to maintain hedge height at desired level when mature.

<b>Description</b>	Narrow hedging plant with red new growth
<b>Density</b>	1 per m <sup>2</sup> 2 per linear metre for screening
<b>Height &amp; Width</b>	3-4m x 60cm
<b>Flowering</b>	Small white flowers in mid to late spring
<b>Best Planting Time</b>	March-November
<b>Uses</b>	Screens, hedges for narrow spaces
<b>Position</b>	Full sun to part shade; frost tolerant
<b>Soil Type</b>	Most soil types
<b>Care</b>	Water as required for 8-13 weeks until established; use slow release fertiliser annually; prune 1-2 times a year
<b>Where It Works</b>	VIC, South QLD, NSW, ACT, TAS, SA & WA





## Cosmic White™

*Rhaphiolepis indica* 'RAPH01' (b)

The dark, silky green foliage of this dependable shrub, boasts an extra-large white flower display in spring in all types of Australian climatic extremes. In shade, sun and poor soils, Cosmic White™ *Rhaphiolepis* has been bred to rarely produce viable seed, making it a safer choice near bushland.

- NO FUSS** Covered in spring flowers. Highly disease resistant in sun, shade, hot, dry, cold and frost.
- FUNCTIONAL** Hedging, perennial shrub layer, Mediterranean, formal residential gardens, commercial designs.
- RELIABLE** Tough and dependable, this perennial garden bed stalwart provides the backdrop tones to accent-plant heroes.


<b>Description</b>	Large, profusely flowering shrub
<b>Density</b>	1–3 plants per m <sup>2</sup> 1–1.5 per linear metre
<b>Height &amp; Width</b>	1.5–2m x 1.5m
<b>Flowering</b>	White flowers from Sep–Nov
<b>Best Planting Time</b>	March–November
<b>Uses</b>	Hardy shrub for just about any location; home and commercial use
<b>Position</b>	Full sun to moderate shade Drought & cold tolerant
<b>Soil Type</b>	Sandy to well drained clay soils
<b>Care</b>	Water as required for 8–13 weeks until established; if required, prune every two years after flowering
<b>Where it Works</b>	VIC, QLD, NSW, ACT, TAS, NT, SA & WA

## Cosmic Pink™

*Rhaphiolepis indica* 'RAPH02' (b)

The perennial deep green foliage blooms with contrasting large pink flowers in spring and summer. A low mounding shrub that provides foliage texture year-round. Tough enough to tolerate the extremes while looking poised and graceful positioned in full sun to light shade.

- NO FUSS** Cosmic Pink™ *Rhaphiolepis* thrives in difficult sites, through seasonal humidity, drought and frosts and in most soil types.
- FUNCTIONAL** Hedging, low shrub, mounded plantings, mixed planting gardens, low irrigation landscapes and coastal gardens.
- RELIABLE** Less weedy, rarely produces viable seed making it a safer choice when planting near bushland.



<b>Description</b>	Large flowers, tough compact form
<b>Density</b>	2–4 plants per m <sup>2</sup> 1–3 per linear metre
<b>Height &amp; Width</b>	50–80cm x 50–80cm
<b>Flowering</b>	Pink flowers from Sep–Nov
<b>Best Planting Time</b>	March–November
<b>Uses</b>	Water efficient gardens and landscapes
<b>Position</b>	Full sun to moderate shade Drought & frost tolerant
<b>Soil Type</b>	Sandy to well drained clay soils
<b>Care</b>	Water as required for 8–13 weeks until established; prune 1–2 times a year after flowering; use slow release fertiliser if required
<b>Where it Works</b>	VIC, QLD, NSW, ACT, TAS, NT, SA & WA



Obsession



Blush



Flirt



Blush

## Nandina Range

This rich burgundy-red, fine foliaged, small shrub brings contrast and texture to the landscape. Native to Japan, the lance-shaped leaf lends it a bamboo-like texture, in miniature form.

Our Nandina range has every landscape covered; at ground level Flirt™ Nandina is the perfect choice, its new red growth lights up with masses of brightly coloured foliage, almost year-round. Slightly more statuesque, Obsession™ and Blush™ Nandinas reach small shrub heights, approximately 70cm tall. Clearly define areas in a landscape, delineate a border or low mounding hedge and bring colour to the garden. Shapely with little maintenance, they appear soft and fine while being so tough and hardy, they look great in the most difficult of sites. Popular in children's gardens for their happy, vibrant scarlet colouring and resilience to harsh climates (or treatment from the playground users!)



## Blush™

*Nandina domestica* 'AKA' (b)

So called for its production of intense red foliage for nine months of the year, Blush™ Nandina is the perfect medium shrub for defining borders or a low hedge, forming a natural tight ball shape with little or no pruning.

**NO FUSS** Tolerates all soils from clay to free draining, frost and drought tolerant.

**FUNCTIONAL** Low hedge, mounded shrubs, flat groundcover or accent plant in parks, residential or commercial designs.

**RELIABLE** Sterile, making it a good choice near bushland.

<b>Description</b>	Red flushing small shrub
<b>Density</b>	3–6 plants per m <sup>2</sup> 2–3 per linear metre
<b>Height &amp; Width</b>	60–70cm x 60–70cm
<b>Flowering</b>	N/A
<b>Best Planting Time</b>	March–November
<b>Uses</b>	Low hedge, shrub, feature
<b>Position</b>	Full sun to moderate shade; drought & cold tolerant
<b>Soil Type</b>	Free draining to heavy clay soils
<b>Care</b>	Water as required until established; use slow release fertiliser in spring if required; leave unpruned or prune to shape every 3 years
<b>Where it Works</b>	VIC, QLD, NSW, ACT, TAS, NT, SA & WA



## Flirt™

*Nandina domestica* 'MURASAKI' (b)

Flirt™ Nandina is the only low-growing groundcover form that is covered in red hues in spring, summer, autumn and winter in the right climate zone. Tough in drought and frost conditions, this low growing and spreading Nandina won't self-propagate from seed, making it a safer choice around bushland.

**NO FUSS** In full sun or part shade and most soil types, Flirt™ Nandina brings its best to every landscape.

**FUNCTIONAL** Groundcover, low hedge, mounded clumps or low accent planting or feature in parks, streetscapes, commercial or residential designs.

**RELIABLE** Covered in red new growth for most of the year.

<b>Description</b>	Red flushing groundcover
<b>Density</b>	4–6 plants per m <sup>2</sup> 2–4 per linear metre
<b>Height &amp; Width</b>	30–40cm x 40–50cm
<b>Flowering</b>	White flowers in spring
<b>Best Planting Time</b>	March–November
<b>Uses</b>	Groundcover, low hedge, feature
<b>Position</b>	Full sun to moderate shade; drought & cold tolerant
<b>Soil Type</b>	Free draining to heavy clay soils
<b>Care</b>	Water as required for 8–13 weeks until established; prune every 3–4 years if required; use a slow release fertiliser in spring
<b>Where it Works</b>	VIC, QLD, NSW, ACT, TAS, NT, SA & WA



**Obsession™**  
*Nandina domestica* 'SEIKA' (D)


The bright red of Obsession™ Nandina's new growth adorns this tidy shrub, almost year-round, providing interest throughout the seasons.

- NO FUSS** Maintains a dense upright habit with no spreading as it ages. Prune every 2-3 years if desired.
- FUNCTIONAL** Low hedge, mounded clumps, accent planting or feature in streetscapes, park and residential planting.
- RELIABLE** The cultivar name, Seika means 'Sacred Fire' in Japanese, so called because of its flamboyant red new-growth, almost year-round.
- OZBREED EXTRA** Obsession™ Nandina is a greatly improved selection of the popular Nandina 'Gulf Stream'. Where the new growth of 'Gulf Stream' is rust-coloured, Obsession™ Nandina's is bright red.

<b>Description</b>	Red flushing dwarf Nandina
<b>Density</b>	3-6 plants per m <sup>2</sup> 2-3 per linear metre
<b>Height &amp; Width</b>	60-70cm x 60-70cm
<b>Flowering</b>	N/A
<b>Best Planting Time</b>	March-November
<b>Uses</b>	Low hedge, shrub, feature
<b>Position</b>	Full sun to moderate shade; Drought & cold tolerant
<b>Soil Type</b>	Well drained soil
<b>Care</b>	Water as required for 8-13 weeks until established; prune every 2-3 years if required
<b>Where it Works</b>	VIC, QLD, NSW, ACT, TAS, NT, SA & WA

# The Tight Budget Solution

After what seems like an endless run of trials and tribulations in 2020, (think drought, bushfires, flood and then Covid-19) it's not surprising that some clients will have high expectations in 2021 and beyond, but with a reduced budget. In those situations, **tubestock** is the answer!



For regular jobs, the classic 140mm pot is commonly specified and for good reason. It hits the sweet spot of a decent sized young plant, with immediate visual impact at a reasonable price. And as you'd expect the bulk of our plants are grown and sold at this size. However, when budgets are stretched then it's time to turn to tubestock. Far from being the poor cousin to 140mm pots, tubestock actually have lots of winning characteristics. These include:

- Extremely cost effective so impossibly tight budgets can be met. This is especially the case for mass plantings, long borders and roadside zones.
- Significantly more plants can be installed in the design, reducing or eliminating large unsightly gaps. Remember, the cost of a 140mm pot is usually the same as three tubes\*, so that's three times as many plants going in the ground.
- Plants can be installed closer together to help outcompete weeds faster. This will help keep the site looking good as it grows out with less ongoing maintenance required.
- Their small size makes tubestock much easier to handle and faster to plant. This leads to significant savings in labour costs due to quicker planting out times.

A broad range of plants perform extremely well when planted out as tubestock including tree seedlings, grasses, strappy leaf plants, groundcovers and many shrubs. In fact, our catalogue is full of great plants available in this size which means your designs don't need to be restricted just because you choose tubestock. Plus, the growth rate of tubestock is fast with these young, vigorous plants usually catching up to a 140mm pot in size within 12 months of planting.

Extensive long-term trialling of all our plants also means we know how they perform in various situations. This is the valuable information we provide in each plant profile to set your designs up for success. Ultimately choosing reliable plants is far more important than the size of the pot.

## Quality Without Compromise

The secret to Ozbreed's cost effective tubes is in the growing. Regular growing methods involve a two-step process of growing in plug trays first and then potting into tubes. Naturally, this requires extra resources, labour and time, all of which adds to the final cost. Our one-step system enables Ozbreed licensed growers to take splits or cuttings and grow them directly in the tubes. These are then sold as high quality, ready to plant tubestock. This direct tube growing method is obviously smarter and more cost-effective. It enables great quality tubestock to be grown and sold at a more budget-friendly price.

Without compromising your design and in order to avoid the substitution of reliable, functional plants that you can trust, respecify Ozbreed tubestock if the 140mm pot becomes an unviable budget option.

Remember that when it comes to jobs with real budget constraints, you can count on Ozbreed tubestock to deliver those cost savings options without compromising the landscape's long-term success.

Our plants are grown to perfection by our licensed growers and trialled constantly so we know how they perform in your region.

\*Based on average of wholesale nursery tube pricing in Australia, between 2-4 tubestock plants equal one 140mm pot.



# Hardy Aloes

**Our Aloes bring an architectural, contemporary look to the landscape and brighten the winter season with their iconic flowers.**

The popularity of succulents in the Australian landscape is soaring, due to their durability, resistance to heat and striking architectural forms. The rosette-shaped, self-cleaning foliage looks great year-round, mass planted or used as a feature in pots and in mixed plantings. Their bird attracting flower spikes cover the plants in autumn and winter, brightening up the landscape in the cooler seasons. Where soil depth or water availability is low, Aloes come into their own, thriving on little maintenance. Hardy enough to withstand roadside and street planting, their compact mature height makes them perfect when maintaining low line of sight requirements.

**NO FUSS** Ozbreed Aloes require far less water during establishment phase, perfect where sites are difficult to irrigate when installing. Low maintenance in full sun to part shade and suited to most soil types – however mound or condition soil if planting into heavy clay.

**FUNCTIONAL** Mass planted, borders, specimen or accent plant, mixed planting and in pots.

**RELIABLE** Cooler season flowering introduces golden sunset hues that contrast against the striking textured greens of the Aloe foliage. Drought and frost tolerant.



### Sea Urchin™

*Aloe hybrid 'ANDsea'* (D)

<b>Description</b>	Compact, tight and dense Aloe
<b>Density</b>	6–12 plants per m <sup>2</sup> 3–6 per linear metre
<b>Height &amp; Width</b>	30cm x 30cm; 50cm high flowers
<b>Flowering</b>	Orange flowers in winter and spring
<b>Best Planting Time</b>	March–November
<b>Uses</b>	Mass planting, garden borders, specimen plantings
<b>Position</b>	Full sun to part shade; frost, heat and drought tolerant
<b>Soil Type</b>	Most soil types
<b>Care</b>	Water as needed for 8–13 weeks until established; cut back every 4–5 yrs if required; fertilise with slow release fertiliser yearly
<b>Where it Works</b>	VIC, NSW, ACT, TAS, SA, WA & QLD (not suited to Nth QLD)

The dense, tight, blue-green foliage of Sea Urchin™ Aloe is more compact than its common Aloe form. Its prolific orange flowers in later winter and into spring contrast with the self-cleaning, blue-green foliage. Happy in most soil types but in humid weather Sea Urchin™ Aloe needs free draining soils to avoid rot and disease. Will thrive in full sun to part shade.



### Mighty Coral™

*Aloe hybrid 'ALO4'* (D)

<b>Description</b>	Semi-compact Aloe
<b>Density</b>	3–6 per m <sup>2</sup> 2–4 per linear metre
<b>Height &amp; Width</b>	35 cm x 40cm foliage; 60cm high flowers
<b>Flowering</b>	Orange and cream flowers in early–mid winter
<b>Best Planting Time</b>	March–November
<b>Uses</b>	Mass planting, borders, feature plant
<b>Position</b>	Full sun to part shade
<b>Soil Type</b>	Most soil types, but if in clay soils, try to improve drainage or use in raised garden
<b>Care</b>	Water as required for 8–13 weeks until established; fertilise yearly with slow release fertiliser, cut back spent flowers if desired
<b>Where It Works</b>	VIC, South QLD (raised gardens and free draining soil), NSW, TAS, SA, WA & ACT (requires further testing here)

Mighty Coral™ Aloe's pale orange and cream flowers give it a coral pink hue at a distance. Flowering from early to mid-winter on a multitude of stems that reach high above the foliage, the many flower blooms retain their colour and shape for an extended period. A clumping Aloe form and semi-compact in stature to 35cms, tolerant of drought and frost.



### Mighty Gold™

*Aloe hybrid 'ALO2'* (D)

<b>Description</b>	Compact, tough Aloe
<b>Density</b>	4–8 per m <sup>2</sup> 3–6 per linear metre
<b>Height &amp; Width</b>	25 cm x 35 cm foliage; 55cm high flowers
<b>Flowering</b>	Gold flowers in cooler months
<b>Best Planting Time</b>	March–November
<b>Uses</b>	Mass planting, border and specimen plantings
<b>Position</b>	Full sun to part shade
<b>Soil Type</b>	Most soil types, but if in clay soils, try to improve drainage or use in raised garden
<b>Care</b>	Water as required for 8–13 weeks until established; fertilise yearly with slow release fertiliser, cut back spent flowers if desired
<b>Where It Works</b>	VIC, South QLD (raised gardens and free draining soil), NSW, TAS, SA, WA & ACT (requires further testing here)

The golden yellow flowering blooms that give Mighty Gold™ Aloe its name appear during winter and pick up the golden-orange tones in the spiky margin of the foliage. Iconic spots on the leaf help to maintain interest throughout the rest of the year. A compact and tough succulent that makes a statement when mass planted in beds or decorative pots to create an accent or focus. An Aloe that will handle short periods of wet feet, as well as drought.

# Top 10 Plants

for Mass Planting, Shade, Greenwalls & Erosion



## Top 10 Mass Planting Plants

The following ten plants have proven over time to handle the tough conditions of low maintenance mass plantings. There is a wide variety of shrubs, groundcovers and strappy leaf plants in this selection that are drought tolerant, cold hardy and look great planted en masse.

<b>Grey Box™</b> <i>Westringia fruticosa</i> 'WES04' (♂)	Compact ball shape; partially wet or dry	Page 39
<b>Mundi™</b> <i>Westringia fruticosa</i> 'WES05' (♂)	Groundcover, small white flowers	Page 40
<b>Tanika®</b> <i>Lomandra longifolia</i> 'LM300' (♂)	Improved, compact, fine leaf form	Page 15
<b>Shara™</b> <i>Lomandra fluviatilis</i> 'ABU7' (♂)	Fine leaf, compact; partially wet or dry	Page 13
<b>Little Jess™</b> <i>Dianella caerulea</i> 'DCMP01' (♂)	Compact, dwarf Flax Lily	Page 7
<b>Wyeena®</b> <i>Dianella tasmanica</i> 'TAS300' (♂)	Tall, hardy variegated Dianella	Page 9
<b>Tasred®</b> <i>Dianella tasmanica</i> 'TR20' (♂)	Contrasting green and red toned foliage	Page 11
<b>Nyalla®</b> <i>Lomandra longifolia</i> 'LM400' (♂)	Semi-compact blue-grey fine leaf	Page 12
<b>Aussie Rambler™</b> <i>Carpobrotus glaucescens</i> 'CAR10' (♂)	Spreading groundcover; large flowers	Page 28
<b>Green John™</b> <i>Callistemon viminalis</i> 'LJ23' (♂)	Compact Callistemon with green foliage	Page 34

## Top 10 Shade Plants

Shade trials conducted by Ozbreed and cross referenced with real world evidence that specifies plants that can survive in deep shade, determined this list of plants. Ozbreed trials found the number of plants that flourished at two different shade levels, diminished as they were plunged deeper into darkness. This is the refined list of plants that will succeed in the growing conditions found between two buildings, usually defined as heavy shade.

<b>Just Right®</b> <i>Liriope muscari</i> 'LIRJ' (♂)	Evergreen, clean growing Liriope	Page 18
<b>Amethyst™</b> <i>Liriope muscari</i> 'LIRTP' (♂)	Compact foliage, deep purple flowers	Page 16
<b>Isabella®</b> <i>Liriope muscari</i> 'LIRF' (♂)	Fine leaf, compact, spreading Liriope	Page 18
<b>Pink Pearl™</b> <i>Liriope muscari</i> 'VS001' (♂)	Compact, variegated green and cream foliage	Page 12
<b>Silverlawn™</b> <i>Liriope muscari</i> 'LIRSS' (♂)	Low growing, variegated; looks silver from a distance	Page 16
<b>Shadow Star™</b> <i>Libertia paniculata</i> 'LPP01' (♂)	Wider weeping foliage, clean white flowers	Page 14
<b>Little Jess™</b> <i>Dianella caerulea</i> 'DCMP01' (♂)	Dwarf, compact, clumping Dianella	Page 7
<b>Katie Belles™</b> <i>Lomandra hystrix</i> 'LHBYF' (♂)	Full sized Lomandra hystrix; mass flowering	Page 10
<b>Blaze™</b> <i>Dianella tasmanica</i> 'NPW2' (♂)	Small Dianella with deep purple foliage	Page 6
<b>Tasred®</b> <i>Dianella tasmanica</i> 'TR20' (♂)	Contrasting green and red toned foliage	Page 11



Grey Box™ Westringia



Just Right® Liriope



Tanika® Lomandra



Tasred® Dianella





## Top 10 Greenwall Plants

Often greenwalls are subject to excessive irrigation and are too wet. Most of the plants in this list handle periodic wet feet, which provide the buffer needed for plants to survive in a greenwall situation, rather than rot out due to over-irrigation. Over trials conducted in two sites, our findings concluded that the water availability of a greenwall varies over the total area, with more water collecting towards the bottom of the structure. Hence, plants that are more drought tolerant should always be situated at the top of the greenwall, while those that prefer wet feet, are placed closer to the bottom. Likewise, plants that can tolerate being in shade should be planted below those that need full sun, allowing for plant growth and subsequent shading, as they settle in and establish.

<b>Shara™</b> <i>Lomandra fluviatilis</i> 'ABU7' (♢)	Fine leaf, compact; partially wet or dry	Page 13
<b>Tanika®</b> <i>Lomandra longifolia</i> 'LM300' (♢)	Improved, compact, fine leaf form	Page 15
<b>Little Jess™</b> <i>Dianella caerulea</i> 'DCMP01' (♢)	Compact, dwarf Flax Lily	Page 7
<b>Grey Box™</b> <i>Westringia fruticosa</i> 'WES04' (♢)	Compact ball shape; partially wet or dry	Page 39
<b>Mundi™</b> <i>Westringia fruticosa</i> 'WES05' (♢)	Groundcover, small white flowers	Page 40
<b>Just Right®</b> <i>Liriope muscari</i> 'LIRJ' (♢)	Evergreen, clean growing Liriope	Page 18
<b>Amethyst™</b> <i>Liriope muscari</i> 'LIRTP' (♢)	Compact foliage, deep purple flowers	Page 16
<b>Silverlawn™</b> <i>Liriope muscari</i> 'LIRSS' (♢)	Low growing, variegated; looks silver from a distance	Page 16
<b>Obsession™</b> <i>Nandina domestica</i> 'SEIKA' (♢)	Red dwarf Nandina; red foliage 9 months of the year	Page 52
<b>Tasred®</b> <i>Dianella tasmanica</i> 'TR20' (♢)	Contrasting green and red toned foliage	Page 11



Tanika® Lomandra

## Top 10 Erosion Control Plants

To arrive at this Top 10 list, we took 31 plants that are commonly relied on in erosion control situations into a trial. We tested their erosion control capabilities through their root and rhizome growth, in a controlled environment when compared to unvegetated soil mix. When the trial plants were tested with a shear vane tester against the unvegetated samples, they qualified if there was an increase of at least 95% in shear strength compared to the unvegetated samples, when analysed using an ANOVA test.

<b>Kingsdale™</b> <i>Poa poiformis</i> 'PP500' (♢)	Fine, blue arching leaves	Page 21
<b>Nafray®</b> <i>Pennisetum alopecuroides</i> 'PA300' (♢)	Compact, clumping native grass	Page 22
<b>Katrinus Deluxe</b> <i>Lomandra longifolia</i> 'Katrinus Deluxe' (♢)	Improved semi-compact fine leaf form	Page 5
<b>Nyalla®</b> <i>Lomandra longifolia</i> 'LM400' (♢)	Semi-compact blue-grey fine leaf	Page 12
<b>Breeze®</b> <i>Dianella caerulea</i> 'DCNCO' (♢)	'No cane' Dianella caerulea	Page 6
<b>Katie Belles™</b> <i>Lomandra hystrix</i> 'LHBYF' (♢)	Full sized Lomandra hystrix; mass flowering	Page 10
<b>Shara™</b> <i>Lomandra fluviatilis</i> 'ABU7' (♢)	Fine leaf, compact; partially wet or dry	Page 13
<b>Little Jess™</b> <i>Dianella caerulea</i> 'DCMP01' (♢)	Compact, dwarf Flax Lily	Page 7
<b>Little Rev™</b> <i>Dianella revoluta</i> 'DR5000' (♢)	Compact, blue-grey perennial; architectural foliage	Page 8
<b>Tanika®</b> <i>Lomandra longifolia</i> 'LM300' (♢)	Improved, compact, fine leaf form	Page 15



Kingsdale™ Poa

## Top 10 Greenroof Plants

The tough, exposed environment of a rooftop garden requires equally hardy plants that will thrive and add to the overall aesthetic. A range of plant types offers the buildings residents and visitors interest, contrast and diversity, all of which contribute to make a more interesting design. Ozbreed natives that have been trialled and tested on roadside plantings translate well to a podium or rooftop site where maintenance is less regular and exposure to the elements can be brutal.

The components of the soil substrate that they are planted into is as important as the plant selection itself. In rooftop trials at the University of Western Sydney, where organic matter was introduced to the substrate in a ratio of up to 50:50 rooftop mineral mix, the trial plants did much better. The well-composted organic matter didn't slump over time as the healthy, fibrous roots of the selected plants established, grew and filled out in the soil.

<b>Shara™</b> <i>Lomandra fluviatilis</i> 'ABU7' (l)	Fine leaf, compact; partially wet or dry	Page 13
<b>Mundi™</b> <i>Westringia fruticosa</i> 'WES05' (l)	Groundcover, small white flowers	Page 40
<b>Yareena™</b> <i>Myoporum parvifolium</i> 'PARV01' (l)	Crisp, clean, longer lived Myoporum	Page 29
<b>Tanika®</b> <i>Lomandra longifolia</i> 'LM300' (l)	Improved, compact, fine leaf form	Page 15
<b>Double Gold™</b> <i>Gazania hybrid</i> 'GT20' (l)	Spreading groundcover; more flowers	Page 47
<b>Green John™</b> <i>Callistemon viminalis</i> 'LJ23' (l)	Compact Callistemon with green foliage	Page 34
<b>Grey Box™</b> <i>Westringia fruticosa</i> 'WES04' (l)	Compact ball shaped plant; part wet or dry	Page 39
<b>Nafray®</b> <i>Pennisetum alopecuroides</i> 'PA300' (l)	Compact, clumping native grass	Page 22
<b>Amber Velvet</b> <i>Anigozanthos hybrid</i> 'Amber Velvet' (l)	Mid-sized Kangaroo Paw; red/yellow flower	Page 25
<b>Aussie Rambler™</b> <i>Carpobrotus glaucescens</i> 'CAR10' (l)	Spreading groundcover; large flowers	Page 28

## Top 10 Rain Garden Plants

Rain gardens help to remove excessive nutrients from water while slowing runoff before entering our waterways, reducing erosion and pollution. Rain gardens catch water from roads, roofs and other hard surfaces and filter water through layers of plant roots, sand and gravel before it travels into the storm water system. Our Top 10 is based on the best plants that maintained a healthy appearance and required little maintenance while exposed to pollution in the rain garden environment.

<b>Shara™</b> <i>Lomandra fluviatilis</i> 'ABU7' (l)	Fine leaf, compact; partially wet or dry	Page 13
<b>Katie Belles™</b> <i>Lomandra hystrix</i> 'LHBYF' (l)	Full sized <i>Lomandra hystrix</i> ; mass flowering	Page 10
<b>Purple Lea®</b> <i>Pennisetum alopecuroides</i> 'PA400' (l)	Showy, clumping perennial native grass	Page 23
<b>Nafray®</b> <i>Pennisetum alopecuroides</i> 'PA300' (l)	Compact, clumping native grass	Page 22
<b>Cosmic Pink™</b> <i>Rhaphiolepis indica</i> 'RAPH02' (l)	Large flowers, tough compact form	Page 49
<b>Macarthur™</b> <i>Callistemon viminalis</i> 'LC01' (l)	More compact, better flower Callistemon; bushy growth habit	Page 34
<b>Isabella®</b> <i>Liriope muscari</i> 'LIRF' (l)	Fine leaf, compact, spreading Liriope	Page 18
<b>Mundi™</b> <i>Westringia fruticosa</i> 'WES05' (l)	Tough, beautiful ground cover	Page 40
<b>Grey Box™</b> <i>Westringia fruticosa</i> 'WES04' (l)	Compact ball shape; partially wet or dry	Page 39
<b>Just Right®</b> <i>Liriope muscari</i> 'LIRJ' (l)	Evergreen, clean growing Liriope	Page 18

## Top 10 Fire Retardant Plants

Any plant will burn when exposed to the extreme heat associated with bushfire, but some may take longer to ignite. These Top 10 plants are recommended based on a CSIRO study specifically and industry articles generally.

Although plant selection alone will not stop bushfire threat, the premise of the CSIRO study is that some live plants take longer to ignite when exposed to heat than others. Plants that are live and well maintained, take longer to ignite, than the same plant's dried or dead foliage when exposed to heat in the experiment.

<b>Tanika®</b> <i>Lomandra longifolia</i> 'LM300' (l)	Improved, compact, fine leaf form	Page 15
<b>Nyalla®</b> <i>Lomandra longifolia</i> 'LM400' (l)	Semi-compact blue-grey fine leaf	Page 12
<b>Katrinus Deluxe</b> <i>Lomandra longifolia</i> 'Katrinus Deluxe' (l)	Improved semi-compact fine leaf form	Page 5
<b>Gold Velvet</b> <i>Anigozanthos hybrid</i> 'Gold Velvet' (l)	Mid-sized Kangaroo Paw; yellow flowers	Page 25
<b>Amber Velvet</b> <i>Anigozanthos hybrid</i> 'Amber Velvet' (l)	Mid-sized Kangaroo Paw; red/yellow flower	Page 25
<b>Regal Velvet</b> <i>Anigozanthos hybrid</i> 'Regal Velvet' (l)	Mid-sized Kangaroo Paw; red/green flower	Page 25
<b>Ruby Velvet™</b> <i>Anigozanthos hybrid</i>	Mid-sized Kangaroo Paw; red flowers	Page 25
<b>Queen Mum™</b> <i>Agapanthus orientalis</i> 'PMN06' (l)	Large white and blue dual coloured flowers	Page 48
<b>Sea Urchin™</b> <i>Aloe hybrid</i> 'ANDsea' (l)	Compact, tight and dense Aloe	Page 55
<b>Mighty Gold™</b> <i>Aloe hybrid</i> 'AL02' (l)	Compact, tough Aloe	Page 55

## Top 10 Salt Tolerant Plants

We wanted to recreate an experiment which simulated the impacts of salt on Ozbreed plants recommended for coastal sites or those watered by bore-water with a high salinity level. The initial selection was chosen based on common knowledge of second-line, or front-line salt tolerant plants. We arrived at our Top 10 after 4 months of rigorous testing.

To simulate bore water or salt laden winds that might affect second-line salt tolerant plants, we applied a 60% strength sea water to them at regular intervals. For front-line salt tolerant plants that should handle coastal positions, we applied a 90% strength sea water at regular intervals. After a period of 4 months and the collected data based on the damage those salt-water applications caused the plants, we arrived at the list below.

<b>Nyalla®</b> <i>Lomandra longifolia</i> 'LM400' (l)	Semi-compact blue-grey fine leaf	Page 12
<b>Cosmic White™</b> <i>Rhaphiolepis indica</i> 'RAPH01' (l)	Tough <i>Rhaphiolepis</i> ; large white flowers	Page 49
<b>Cosmic Pink™</b> <i>Rhaphiolepis indica</i> 'RAPH02' (l)	Tough <i>Rhaphiolepis</i> ; large pink flowers	Page 49
<b>Ozbreed Aussie Box®</b> <i>Westringia hybrid</i> 'WES08' (l)	Native box hedge; tight, compact growth	Page 41
<b>Grey Box™</b> <i>Westringia fruticosa</i> 'WES04' (l)	Compact ball shape; partially wet or dry	Page 39
<b>Mundi™</b> <i>Westringia fruticosa</i> 'WES05' (l)	Groundcover, small white flowers	Page 40
<b>Naringa™</b> <i>Westringia hybrid</i> 'WES01' (l)	Fast establishing, hedging <i>Westringia</i>	Page 41
<b>Blue Gem™</b> <i>Westringia hybrid</i> 'WES03' (l)	Shrubby <i>Westringia</i> ; masses of flowers	Page 37
<b>Low Horizon™</b> <i>Westringia fruticosa</i> 'WES06' (l)	Dense, ultra-compact groundcover	Page 38
<b>Aussie Rambler™</b> <i>Carpobrotus glaucescens</i> 'CAR10' (l)	Spreading groundcover; large flowers	Page 28

# Landscape Gardening 3D Graphics

The majority of plants from  
Ozbreed are now available for free  
download as 3D graphics.



© ATLAS Landscape Architects  
aaronroy.com.au

Free downloads at [ozbreed.com.au/landscape-gardening-plants-3d-graphics](https://ozbreed.com.au/landscape-gardening-plants-3d-graphics)

NEW



**Evergreen Baby™**

*Lomandra labill.* 'LM600' (L)

NEW



**Clarity Blue™**

*Dianella species* 'DP401' (L)

NEW



**Flat Mat™**

*Trachelospermum asiaticum* 'FT01' (L)

NEW



**Aussie Flat Bush™**


*Rhagodia spinescens* 'SAB01' (L)





# **BEST PLANTS** *Quick Selection Guide*

bestplants.com.au



## **Still need help selecting the right plant?**

Visit [bestplants.com.au](https://bestplants.com.au)

This website from Ozbreed helps you find the best plants for you in any situation, whether it's for a rooftop, rain garden, modern garden or something else.

Simply choose the options that suit you to show a selection of plants that will work.