



Complete catalogue **2022**

**BACH
MANN**



Peter Bachmann | CEO



Dear reader,

“The future depends on what you do today.”

This seemingly simple sentence uttered by Mahatma Gandhi has perhaps never been as important as it is today. We have the tremendous privilege of living through changing times.

The foundations are now being laid for much of what will emerge as ‘normal life’ in the years and decades to come. As such, it is up to us to rewrite the criteria we use to define and measure success.

Maybe tomorrow “faster, higher, further” won’t be the measure of all things. Instead, values such as purpose, sustainability and inner peace may be considered the cornerstones for long-term happiness.

Here at BACHMANN, we are working hard on our range of products, which is not only geared towards valuable standards, but also towards progressive individualisation and the needs of a new generation. But in our eyes, that doesn’t go far enough: through the BACHMANN Community, we would also like to make a significant contribution towards establishing new standards.

That’s why we live by Walt Disney’s principle here at BACHMANN:

“If you can dream it, you can do it.”

In this regard, I hope we all have the freedom to dream and the strength to let those dreams become our new reality.

Best wishes,
Peter Bachmann

Contents

3 Editorial
by Peter Bachmann, CEO

6 About us
Facts and figures about BACHMANN

8 Product innovations
and new product variants

10 Technologies
and function modules

12 Information on the page structure
A quick orientation of the catalogue pages

14 Power distribution
Multiple-socket outlets | Distributor | Adapters | Plugs/couplings | Power cables | Cable management

104 Connection panels
Integrated units | Surface-mounted units | iotspot | Floor units

188 Network and media technology
Custom Modules | Active media-technology components | Data cables | Audio/video cables

218 Independent Systems
Independent Monitor | Independent Workplace | MOV:E

232 Monitor Arms
ZG1 | ZG2 | ZGX

242 Lamps
Mobile | Stationary

254 Electrotechnical accessories
inter BÄR

270 IT power distribution
Power Distribution Units (PDU)

314 Glossary
Explanations of technical terms

316 International connector systems
Socket types | Plug types

322 Index
Sorted by item number

335 Pictograms
and their meaning

QUICK FINDER

Power distribution Multiple-socket outlets Distributor Adapters Plugs/couplings Power cables Cable management	1
Connection panels Integrated units Surface-mounted units iotspot Floor units	2
Network and media technology Custom Modules Active media-technology components Data cables Audio/video cables	3
Independent Systems Independent Monitor Independent Workplace MOV:E	4
Monitor Arms ZG1 ZG2 ZGX	5
Lamps Mobile Stationary	6
Electrotechnical accessories inter BÄR	7
IT power distribution Power Distribution Units (PDU)	8

About us

IT power distribution



70 years of experience

in developing, manufacturing and distributing high-quality power distribution solutions

WE **power** YOUR LIFE.

BASED IN

STUTT GART




over **2 000** standard products


1948
Year founded

AROUND **30** TRADING PARTNERS WORLDWIDE

POWER DISTRIBUTION UNITS



PROVIDING **LIFE** QUALITY

AROUND **800** EMPLOYEES WORLDWIDE



OFFICE

BlueNet series
BN3000 – BN7500

Research & development

- Company's sites in Germany and China
- Company's labs for conducting function and safety tests
- Certification in line with the strictest standards (e.g. DIN EN ISO 9001)
- Strong development network with external partners



Sales channels

- Subsidiaries: BACHMANN Romania S.R.L. (Medias, Romania)
BACHMANN Hong Kong Ltd. (Hong Kong, China)
BACHMANN S.A.R.L. (Tremblay, France)
BACHMANN Electrical Engineering Ltd. (Milton Keynes, UK)
BACHMANN S.A. (Barcelona, Spain)
- International agents: Albania, Austria, Belgium, Bosnia-Herzegovina, Bulgaria, Croatia, Czech Republic, Denmark, Estonia, Finland, Greece, Hungary, Iran, Ireland, Italy, Latvia, Lithuania, Luxembourg, Macedonia, Montenegro, Netherlands, Norway, Poland, Portugal, Russia, Serbia, Slovakia, Slovenia, Sweden, Switzerland, UK, Ukraine
- Close partnership with electrical wholesalers
- Key account managers
- Customised OEM solutions
- Individual project solutions

Production

- Production sites in Germany, Romania and China
- 100% function testing in production



Our German production site in Gumpelstadt, Thuringia.

Product innovations

PRIMO 2 | P. 18

As a power strip for office and home environments, PRIMO 2 embodies the perfect symbiosis between contemporary design and functionality. Colourful and poised, its confidence in style steals the show. Happiness guaranteed!



WIRELESS CHARGER aircharge | P. 157

No plug, just play! No plugs, no irritating cables. Thanks to wireless charging, simply position the device and away you go. Using the aircharge, all Qi-enabled mobile devices can be charged very easily.



MOV:E | P. 230

BACHMANN MOV:E is an outstanding and intelligent mobile power supply. It features all standard connections and enough power for all standard electrical devices used day-to-day in your office. Mobility and flexibility become a reality in a completely new dimension.



PURE BLACK product series

Black is back, but did it ever really go away? The fact remains: Black is timeless, elegant, and bang on trend. Along with TWIST, PRIMO 2, DESK 2 and PIX, our completely black PURE BLACK series now also includes KAPSA and ELEVATOR in the highly fashionable "All Black Everything Look".



PURE WHITE product series

The PURE WHITE range from BACHMANN shines a new light on well-known design icons – now entirely in white. DESK, DESK 2, DESK 2 ALU WHITE, CONI, POWER FRAME and PIX are now available in a new look. Our connection panels blend cleanly and discretely into your application, and become eye-catchers at the same time.



PLUS components series

The best BACHMANN surge protection for your power strip! Our PLUS components series, including PLUS surge protection and PLUS mains and frequency filters is now available in a new design and with technical improvements. Available in PRIMO, PRIMO 2, CRAFTSMAN SOCKET OUTLET, STEP and 19" PDU BASIC among others.



Technologies and function modules


BACHMANN products are distinguished by their functionality and high technical standards. It is important to us that we tailor our products as specifically as possible to you. So, in addition to the standard functionalities, our products can be configured with the technologies and function modules presented in this

catalogue. We aim to satisfy your individual requirements as best we can.

Can't find a functionality? Want to ask something else? Please contact us for an individual quotation!

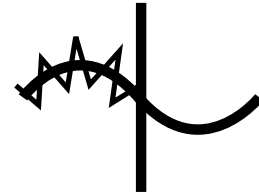
Surge protection

Protect your devices with BACHMANN! Special components are needed to protect electrical and electronic devices against potentially damaging electrical voltages. The solution: BACHMANN strips with integrated surge protection.




Mains and frequency filter

Mains and frequency filters ensure effective screening and smoothing of the input voltage. Only 'clean' voltage gets through our mains and frequency filters. Voltage stabilisation and the filtering-out of disturbance frequencies enables the connected device to run correctly and faultlessly.




PLUS surge protection

Improved safety as an eye-catcher! PLUS surge protection safeguards sensitive electronic devices even better against surges and dissipates lower surges. This comes in a new, slimline design including LED indicator.



PLUS mains and frequency filter

Deluxe filtering performance! The PLUS mains and frequency filter enables even better filtering performance against interference signals in a wider frequency range. At the same time, the components prevent the discharge of interference signals in the grid even more effectively. More powerful filters, more protection!




Residual current circuit breaker/miniature circuit breaker

The residual current device/miniature circuit breaker integrated into a BACHMANN strip gives you peace of mind. You can choose between the two circuit breakers; a combination of the two is also possible, of course.




Anti-theft bracket

The anti-theft bracket is fitted permanently in the product and enables a Kensington lock to be affixed: anti-theft protection for mobile hardware such as laptops, desktop PCs, projectors, LCD screens, tablets, etc.



USB chargers (fixed installations and Custom Modules)

USB chargers from BACHMANN are able to supply all standardised voltage profiles to the load. This enables fast and intelligent charging. Furthermore, the chargers feature integrated current limitation and protection against excessive temperatures. Their compact design means that they can be integrated into all conventional BACHMANN products.



iotspot


With iotspot integrated into a BACHMANN design connection panel, such as the DESK 2, it is quick and easy to search for, find and reserve workstations. And facility managers will receive detailed data and analyses on workplace utilisation, yielding valuable knowledge for cost optimisation.



Type B Residual Current Monitoring (RCM)

Using type B Residual Current Monitoring (RCM) allows changes in the level of insulation of the power supply to be detected promptly, before protective devices are tripped by a residual current that puts people at risk and involves the risk of fire which would lead to the triggering of safety mechanisms and thus the failure of critical IT infrastructure.

This time advantage allows counter measures to be planned and contributes to the high availability of the power supply and, therefore, the data centre.



Information on the page structure

FINDING YOUR WAY AROUND

The new catalogue structure features three levels: product family, product category and product variant.

QUICK FINDER

The seven product families are also each printed on the outer edge of both sides of the page. This helps you find the various product families more quickly when using the catalogue.

PRODUCT DETAILS

The body text contains all central information such as product name, special product features, areas of use, benefits and – if applicable – design awards.

● Anschlussfelder | Einbau | LOOP IN



LOOP IN

Sie finden Kabeldurchführungen nicht interessant? Dann kennen Sie LOOP IN noch nicht! Der clevere Funktionseinsatz kann schnell und einfach montiert werden und bietet neben der praktischen Kabeldurchführungsfunktion für verschiedene Kabelstärken eine Schutzkontaktsteckdose, verpackt in modernem, elegantem Design. Einfach einsetzen und verriegeln – fertig!

Der Einsatz eignet sich ideal überall dort, wo Strom benötigt und dem Kabelsalat ein Ende gesetzt werden soll. Für hochwertigere Varianten mit Metall-Finish kann LOOP IN in Verbindung mit LOOP ROUND eingesetzt werden.

VORTEILE


- Einfache Montage und flexibler Austausch
- Durchführung von 4 Kabeln möglich
- Passend für 80mm Standardbohrungen
- In Kombination mit LOOP ROUND verwendbar

Anschlussfelder | Einbau | LOOP IN

LOOP IN

- Funktionseinsatz zur Integration in LOOP ROUND | Passend für 80mm Standardlöcher
- 2 x Kabeldurchführung Ø:7 mm | 2 x Kabeldurchführung Ø:10 mm
- Stromeingang: 2,0m Leitung mit montiertem Stecker

#	↻	↺
Schwarz (ähnlich RAL9005)		
938.001	↻	↺
938.002	↻	↺
Weiß (ähnlich RAL9003)		
938.101	↻	↺
938.102	↻	↺



Anschlussfelder

PRODUCT TABLES

Here, you will find product-specific information such as item number, version, colour, sockets, etc. for all product versions.



Perfekt kombinierbar mit der Kabeldurchführung LOOP ROUND



LOOP IN
Stromersatz mit
Kabeldurchführung
938.001



LOOP ROUND
Weiß/Aluminium
930.300



LOOP ROUND
Schwarz
930.301



LOOP ROUND
Weiß
930.303



LOOP ROUND
Edelstahl-Optik
930.304

Die passende Kabeldurchführung LOOP ROUND finden Sie auf Seite 96

Piktogramme und ihre Bedeutung finden Sie auf Seite 298.

www.bachmann.com

ADDITIONAL PRODUCT INFORMATION

Below or above the product tables, you will find more information about the product and installation drawings.

COMPATIBLE ADDITIONAL PRODUCTS

All information and page references to compatible additional products can be found at the bottom right of the page.

PICTOGRAMS AND THEIR MEANINGS

Here, you will find details of the relevant page for an in-depth explanation of the pictograms (symbols) used.

Power distribution



Multiple-socket outlets

CONNECT LINE	16
PRIMO 2	18
PRIMO	25
CRAFTSMAN SOCKET OUTLET	27
CONNECTUS	29
STEP	31
SMART	35
SELLY	38
PEGGY	40
UNIVERSAL	42
Garden socket outlets	44
Outdoor (IP44)	45
HOOK	46

Distributor

Cable reels	48
Kitchen connection box	51
Cooker and appliance connection sockets	53
Energy cube	54
CEE distributor	55

Adapters

SMART Adapter	56
Timer switches	56
Energy measuring instrument	57

Adapters

Thermostat adapters	57
Multiple plugs	57
Travel adapters	58
Personal protection	59
CEE adapters	61

Plugs/couplings

Mounting plugs/ mounting couplings	62
Non-heating devices/ heating devices	67
Wieland installation connection system	69

Power cables

Wieland installation connection system	71
Extension cables	74
Supply cables/ connection cables	79
Spiral cables	87
Accessories	91

Cable management

Flexible cable guide	92
Rigid cable guide	98
LOOP ROUND	99
LOOP SQUARE	101



CONNECT LINE

The socket strip offers a range of different mounting options. It is also rewirable and stands out with its compact design.

With its compact external dimensions, the CONNECT LINE socket strip is perfectly suited to many different uses in both private households and businesses. The large product range of socket versions offers the perfect solution for every application. The products are also available with optional USB chargers, surge protection and switches. The supplied mounting brackets allow you to install the CONNECT LINE flexibly in 30° stages.

With this combination of compact dimensions, stylish design and versatile product versions, CONNECT LINE is a functional power supply tool in the home, office and beyond.

BENEFITS

- **Compact socket strip**
- **Versatile components**
- **USB double charger or surge protection**
- **Flexible mounting options**
- **Plug & Play**



CONNECT LINE

- Profile: Black plastic
- Supply cable: 2.0 m H05VV-F 3G 1.5 mm² with right-angled plug with earthing contact

#								
420.0019	8	35°					438 x 53 x 52 mm	420.0019
420.0014	7	35°	•				438 x 53 x 52 mm	420.0014
420.0018	6	35°					353 x 53 x 52 mm	420.0018
420.0022	5	35°	•	•			396 x 53 x 52 mm	420.0022
420.0211	5	35°	•			A&C 22W	461 x 53 x 52 mm	420.0211
420.0021	5	35°	•			A/A 15W	406 x 53 x 52 mm	420.0021
420.0013	5	35°	•				353 x 53 x 52 mm	420.0013
420.0012	4	35°	•				311 x 53 x 52 mm	420.0012
420.0017	4	35°					268 x 53 x 52 mm	420.0017
420.0068	3	35°		•	•		368 x 53 x 52 mm	420.0068
420.0069	3	35°		•			278 x 53 x 52 mm	420.0069

All items including mounting brackets

Surge protection with filter:
 Surge protection – complies with DIN EN 61643-11:2013-04; VDE 0675-6-11:2013-04, type 3, leakage current 6.5 kA, response time < 25 ns. Suitable for 16 A (micro fuse on request) with varistors, thermal fuse, gas discharge arrester, optical LED function and failure display (acoustic signalling also available on request). Mains and frequency filters – conforming to DIN EN 60939-1:2011-04; VDE 0565-3:2011-04 for voltage peaks up to 30 MHz, damping diagram on data sheet.



PRIMO 2

In addition to its high-quality materials and handy features, PRIMO 2 is distinguished by its contemporary design. Variable, screw-free end caps ensure its confident style. At the same time, the cable rewind helps with tidiness and an optional design strap ensures maximum flexibility. Whether suspended horizontally, screwed on or hanging vertically – PRIMO 2 is attractive and the perfect choice of power distribution for any contemporary office or home.

Function meets design: PRIMO 2 impresses with its new technical, application-specific, and user-oriented variants. For example, surge protection, a USB-A&C charger or a classic residual-current device can all be custom-integrated.

BENEFITS

- **Screw-free end caps**
- **Concealed mounting possible**
- **Tidier with cable rewind**
- **Optional suspension strap**
- **Sleek, appealing design**

AWARDS

DESIGN PLUS

powered by: **light+building**



reddot winner 2020

PRIMO 2

- Anodised black aluminium profile



With loop P40 Supply cable: 2.0 m H05VV-F 3G 1.5 mm ² with Italian plug										
350.084					6	35°	•			446 x 64 x 45 mm
350.085					6	35°				422 x 64 x 45 mm
350.086					3	35°				278 x 64 x 45 mm
350.087					3	35°	•			320 x 64 x 45 mm
With loop Socket outlet with earthing contact Supply cable: 2.0 m H05VV-F 3G 1.5 mm ² with right-angled plug with earthing contact										
350.009	6					35°				389 x 64 x 45 mm
350.010	6					35°	•			431 x 64 x 45 mm
350.011	6					35°	•	•		484 x 64 x 45 mm
350.012	6					35°		•		441 x 64 x 45 mm
350.013	6					35°	•	•		559 x 64 x 45 mm
350.014	6					35°			•	516 x 64 x 45 mm
350.016	3					35°				261 x 64 x 45 mm
350.017	3					35°			A&C 22W	324 x 64 x 45 mm
350.015	3					35°	•			304 x 64 x 45 mm
With loop Swiss socket Supply cable: 2.0 m H05VV-F 3G 1.5 mm ² with Swiss plug										
350.074				6 (T13)		90°	•			451 x 64 x 45 mm
350.075				6 (T13)		90°				409 x 64 x 45 mm
350.076				3 (T13)		90°				281 x 64 x 45 mm
350.077				3 (T13)		90°	•			324 x 64 x 45 mm
With loop UK Supply cable: 2.0 m H05VV-F 3G 1.5 mm ² with UK plug										
350.034		6				45°	•			566 x 64 x 45 mm
350.035		6				45°				524 x 64 x 45 mm
350.0136		3				45°				329 x 64 x 45 mm
350.037		3				45°	•			371 x 64 x 45 mm
With loop UTE Supply cable: 2.0 m H05VV-F 3G 1.5 mm ² with right-angled plug with earthing contact										
350.054			6			35°	•			431 x 64 x 45 mm
350.055			6			35°				389 x 64 x 45 mm
350.056			3			35°				261 x 64 x 45 mm
350.057			3			35°	•			304 x 64 x 45 mm
P40 Supply cable: 2.0 m H05VV-F 3G 1.5 mm ² with Italian plug										
350.088					6	35°	•			446 x 64 x 45 mm
350.089					6	35°				422 x 64 x 45 mm
350.090					3	35°				278 x 64 x 45 mm
350.091					3	35°	•			320 x 64 x 45 mm
Socket outlet with earthing contact Supply cable: 2.0 m H05VV-F 3G 1.5 mm ² with right-angled plug with earthing contact										
350.000	6					35°				389 x 64 x 45 mm
350.001	6					35°	•			431 x 64 x 45 mm
350.002	6					35°	•	•		484 x 64 x 45 mm
350.003	6					35°		•		441 x 64 x 45 mm
350.004	6					35°	•	•		559 x 64 x 45 mm
350.005	6					35°			•	516 x 64 x 45 mm
350.006	3					35°	•			304 x 64 x 45 mm
350.007	3					35°				261 x 64 x 45 mm
350.008	3					35°			A&C 22W	324 x 64 x 45 mm



350.011
350.017
350.000
350.001
350.002
350.003
350.006
350.007



1

#											
Swiss socket Supply cable: 2.0 m H05VV-F 3G 1.5 mm ² with Swiss plug											
350.070				6 (T13)		90°	•				451 x 45 mm
350.071				6 (T13)		90°					409 x 64 x 45 mm
350.072				3 (T13)		90°					281 x 64 x 45 mm
350.073				3 (T13)		90°	•				324 x 64 x 45 mm
UK Supply cable: 2.0 m H05VV-F 3G 1.5 mm ² with UK plug											
350.030		6				45°	•				566 x 64 x 45 mm
350.031		6				45°					524 x 64 x 45 mm
350.032		3				45°					329 x 64 x 45 mm
350.033		3				45°	•				371 x 64 x 45 mm
UTE Supply cable: 2.0 m H05VV-F 3G 1.5 mm ² with right-angled plug with earthing contact											
350.050				6		35°	•				431 x 64 x 45 mm
350.051				6		35°					389 x 64 x 45 mm
350.052				3		35°					261 x 64 x 45 mm
350.053				3		35°	•				304 x 64 x 45 mm

PRIMO 2 with PLUS components series

- Anodised black aluminium profile

#												
350.021	6					35°	•	•	•			559 x 64 x 45 mm
350.020	6					35°	•	•				474 x 64 x 45 mm
350.022	6					35°		•				431 x 64 x 45 mm



350.021



350.020

PRIMO 2

- Aluminium profile, painted green, similar to RAL6028
- End caps, plastic, green, similar to RAL6028

#													
With loop P40 Supply cable: 2.0 m H05VV-F 3G 1.5 mm ² with Italian plug													
350.246				6	35°	•							446 x 64 x 45 mm
350.247				6	35°								422 x 64 x 45 mm
350.248				3	35°								278 x 64 x 45 mm
350.249				3	35°	•							320 x 64 x 45 mm
With loop Socket outlet with earthing contact Supply cable: 2.0 m H05VV-F 3G 1.5 mm ² with right-angled plug with earthing contact													
350.209	6				35°								389 x 64 x 45 mm
350.210	6				35°	•							431 x 64 x 45 mm
350.211	6				35°	•	•						484 x 64 x 45 mm
350.212	6				35°		•						441 x 64 x 45 mm
350.213	6				35°	•	•						559 x 64 x 45 mm
350.214	6				35°					•			516 x 64 x 45 mm
350.215	3				35°	•							304 x 64 x 45 mm
350.216	3				35°								261 x 64 x 45 mm
350.217	3				35°					A&C 22W			324 x 64 x 45 mm
With loop Swiss socket Supply cable: 2.0 m H05VV-F 3G 1.5 mm ² with Swiss plug													
350.242				6 (T13)	90°	•							451 x 64 x 45 mm
350.243				6 (T13)	90°								409 x 64 x 45 mm
350.244				3 (T13)	90°								281 x 64 x 45 mm
350.245				3 (T13)	90°	•							324 x 64 x 45 mm
With loop UK Supply cable: 2.0 m H05VV-F 3G 1.5 mm ² with UK plug													
350.234		6			45°	•							566 x 64 x 45 mm
350.235		6			45°								524 x 64 x 45 mm
350.236		3			45°								329 x 64 x 45 mm
350.237		3			45°	•							371 x 64 x 45 mm
With loop UTE Supply cable: 2.0 m H05VV-F 3G 1.5 mm ² with right-angled plug with earthing contact													
350.238			6		35°	•							431 x 64 x 45 mm
350.239			6		35°								389 x 64 x 45 mm
350.240			3		35°								261 x 64 x 45 mm
350.241			3		35°	•							304 x 64 x 45 mm
P40 Supply cable: 2.0 m H05VV-F 3G 1.5 mm ² with Italian plug													
350.230				6	35°	•							446 x 64 x 45 mm
350.231				6	35°								422 x 64 x 45 mm
350.232				3	35°								278 x 64 x 45 mm
350.233				3	35°	•							320 x 64 x 45 mm
Socket outlet with earthing contact Supply cable: 2.0 m H05VV-F 3G 1.5 mm ² with right-angled plug with earthing contact													
350.200	6				35°								389 x 64 x 45 mm
350.201	3				35°	•							431 x 64 x 45 mm
350.202	6				35°	•	•						484 x 64 x 45 mm
350.203	6				35°		•						441 x 64 x 45 mm
350.204	6				35°	•	•						559 x 64 x 45 mm
350.205	6				35°					•			516 x 64 x 45 mm
350.206	3				35°	•							304 x 64 x 45 mm
350.207	3				35°								261 x 64 x 45 mm
350.208	3				35°					A&C 22W			324 x 64 x 45 mm



1



Swiss socket | Supply cable: 2.0 m H05VV-F 3G 1.5 mm² with Swiss plug

350.226				6 (T13)		90°	•				451 x 64 x 45 mm
350.227				6 (T13)		90°					409 x 64 x 45 mm
350.228				3 (T13)		90°					281 x 64 x 45 mm
350.229				3 (T13)		90°	•				324 x 64 x 45 mm

UK | Supply cable: 2.0 m H05VV-F 3G 1.5 mm² with UK plug

350.218		6				45°	•				566 x 64 x 45 mm
350.219		6				45°					524 x 64 x 45 mm
350.220		3				45°					329 x 64 x 45 mm
350.221		3				45°	•				371 x 64 x 45 mm

UTE | Supply cable: 2.0m H05VV-F 3G 1.5mm² with right-angled plug with earthing contact

350.222			6			35°	•				431 x 64 x 45 mm
350.223			6			35°					389 x 64 x 45 mm
350.224			3			35°					261 x 64 x 45 mm
350.225			3			35°	•				304 x 64 x 45 mm

PRIMO 2

- Aluminium profile, painted blue, similar to RAL5010
- End caps, plastic, blue, similar to RAL5010

#												
With loop P40 Supply cable: 2.0 m H05VV-F 3G 1.5 mm ² with Italian plug												
350.346							6	35°	•			446 x 64 x 45 mm
350.347							6	35°				422 x 64 x 45 mm
350.348							3	35°				278 x 64 x 45 mm
350.349							3	35°	•			320 x 64 x 45 mm
With loop Socket outlet with earthing contact Supply cable: 2.0 m H05VV-F 3G 1.5 mm ² with right-angled plug with earthing contact												
350.309	6							35°				389 x 64 x 45 mm
350.310	6							35°	•			431 x 64 x 45 mm
350.311	6							35°	•	•		484 x 64 x 45 mm
350.312	6							35°		•		441 x 64 x 45 mm
350.313	6							35°	•	•		559 x 64 x 45 mm
350.314	6							35°			•	516 x 64 x 45 mm
350.315	3							35°	•			304 x 64 x 45 mm
350.316	3							35°				261 x 64 x 45 mm
350.317	3							35°			A&C 22W	324 x 64 x 45 mm
With loop Swiss socket Supply cable: 2.0 m H05VV-F 3G 1.5 mm ² with Swiss plug												
350.342				6 (T13)				90°	•			451 x 64 x 45 mm
350.343				6 (T13)				90°				409 x 64 x 45 mm
350.344				3 (T13)				90°				281 x 64 x 45 mm
350.345				3 (T13)				90°	•			324 x 64 x 45 mm
With loop UK Supply cable: 2.0 m H05VV-F 3G 1.5 mm ² with UK plug												
350.334		6						45°	•			566 x 64 x 45 mm
350.335		6						45°				524 x 64 x 45 mm
350.336		3						45°				329 x 64 x 45 mm
350.337		3						45°	•			371 x 64 x 45 mm
With loop UTE Supply cable: 2.0 m H05VV-F 3G 1.5 mm ² with right-angled plug with earthing contact												
350.338			6					35°	•			431 x 64 x 45 mm
350.339			6					35°				389 x 64 x 45 mm
350.340			3					35°				261 x 64 x 45 mm
350.341			3					35°	•			304 x 64 x 45 mm
P40 Supply cable: 2.0 m H05VV-F 3G 1.5 mm ² with Italian plug												
350.330							6	35°	•			446 x 64 x 45 mm
350.331							6	35°				422 x 64 x 45 mm
350.332							3	35°				278 x 64 x 45 mm
350.333							3	35°	•			320 x 64 x 45 mm
Socket outlet with earthing contact Supply cable: 2.0 m H05VV-F 3G 1.5 mm ² with right-angled plug with earthing contact												
350.300	6							35°				389 x 64 x 45 mm
350.301	6							35°	•			431 x 64 x 45 mm
350.302	6							35°	•			484 x 64 x 45 mm
350.303	6							35°		•		441 x 64 x 45 mm
350.304	6							35°		•		559 x 64 x 45 mm
350.305	6							35°			•	516 x 64 x 45 mm
350.306	3							35°	•			304 x 64 x 45 mm
350.307	3							35°				261 x 64 x 45 mm
350.308	3							35°			A&C 22W	324 x 64 x 45 mm



1

#											
Swiss socket Supply cable: 2.0 m H05VV-F 3G 1.5 mm ² with Swiss plug											
350.326			6 (T13)			90°	•				451 x 64 x 45 mm
350.327			6 (T13)			90°					409 x 64 x 45 mm
350.328			3 (T13)			90°					281 x 64 x 45 mm
350.329			3 (T13)			90°	•				324 x 64 x 45 mm
UK Supply cable: 2.0 m H05VV-F 3G 1.5 mm ² with UK plug											
350.318		6				45°	•				566 x 64 x 45 mm
350.319		6				45°					524 x 64 x 45 mm
350.320		3				45°					329 x 64 x 45 mm
350.321		3				45°	•				371 x 64 x 45 mm
UTE Supply cable: 2.0m H05VV-F 3G 1.5mm ² with right-angled plug with earthing contact											
350.322			6			35°	•				431 x 64 x 45 mm
350.323			6			35°					389 x 64 x 45 mm
350.324			3			35°					261 x 64 x 45 mm
350.325			3			35°	•				304 x 64 x 45 mm

Accessories

#	
350.100	End caps with cable rewind Black
350.101	End caps with cable rewind Green
350.102	End caps with cable rewind Blue



350.100



350.101



350.102

Further configurations available upon request.



PRIMO

High functionality combined with practical, clear design: no problem for PRIMO from BACHMANN! The versatile socket strip is available in a wide range of variants and features high-quality integrated electronic components, such as optionally available Type 3 surge protection, mains and frequency filter for voltage peaks up to 30 MHz, USB charger with 2.1 A charging current, USB-C, Master & Slave, ISDN protection and much more. PRIMO is also available with a larger socket distance, which is ideal for plugging in power supply unit plugs. No halogen or PVC was used at all in the socket inserts themselves.

The optional, illuminated 2-pole PRIMO rocker switch ensures simple and convenient operation, while the profile, made of high-quality anodised aluminium, has high torsional rigidity. The rounded end pieces with cable rewind and screw-mounting eyes ensure practical use in everyday work.


BENEFITS

- **Wide range of models**
- **Halogen- and PVC-free inserts**
- **High-quality electronic components**
- **Socket outlets with earthing contact rotated by 35°**
- **Convenient, fast rewiring**
- **2x 2 screw holes for mounting**

PRIMO

• Supply cable: 2.0 m H05VV-F 3G 1.50 mm² with right-angled plug with earthing contact

#								
330.073	12	35°	•					690 x 71 x 54 mm
331.012	12	35°						690 x 71 x 46 mm
331.072	9	35°	•	•	•			690 x 71 x 54 mm
330.072	9	35°	•					560 x 71 x 54 mm
331.007	9	35°		•	•			645 x 71 x 47 mm
331.011	9	35°						560 x 71 x 46 mm
331.1541	8	35°	•			A&C 22W		591 x 71 x 54 mm
331.154	8	35°	•			A/A 15W		560 x 71 x 54 mm
331.071	6	35°	•	•	•			560 x 71 x 54 mm
331.013	6	35°	•	•				474 x 71 x 54 mm
330.071	6	35°	•					431 x 71 x 54 mm
331.035	6	35°				•		516 x 71 x 83 mm
331.006	6	35°		•	•			515 x 71 x 47 mm
331.014	6	35°		•				474 x 71 x 54 mm
331.010	6	35°						431 x 71 x 46 mm
330.070	3	35°	•					304 x 71 x 54 mm
331.000	3	35°						304 x 71 x 46 mm
For IT power circuits Socket colour: Red								
331.040	6	35°						390 x 71 x 46 mm
ISDN 1 x ISDN input 3 x ISDN output								
331.074	6	35°	•	•	•			645 x 71 x 54 mm
Master + Slave 1x Master socket, 6x Slave sockets								
333.071	7	35°		•	•			695 x 71 x 47 mm
332.071	7	35°						573 x 71 x 47 mm
15 mm spacing								
331.055	6	90°	•	•	•	A/A 15W		690 x 71 x 54 mm
85 mm spacing								
331.032	5	35°						515 x 71 x 46 mm



PRIMO with PLUS components series

• Supply cable: 2.0 m H05VV-F 3G 1.50 mm² with right-angled plug with earthing contact

#								
331.016	6	35°	•					474 x 71 x 54 mm
331.076	9	35°	•	•	•			690 x 71 x 54 mm
331.015	6	35°	•	•				474 x 71 x 54 mm
331.075	6	35°	•	•	•			560 x 71 x 54 mm





CRAFTSMAN SOCKET OUTLET

A reliable helper and can be used wherever work is being done: the BACHMANN CRAFTSMAN SOCKET OUTLET. A socket strip characterised by its classic, robust plastic profile and a straight, practical shape. At the same time, you can choose from a variety of different product versions: for example, the CRAFTSMAN SOCKET OUTLET is available with an optional 15 mm distance between the socket inserts. This allows power supplies and operating devices to be positioned without any problems. A version in 19" dimensions with additional screw holes for mounting in data racks is also available.

The practical socket strip is even more flexible thanks to the additional earth conductor connection, which is easy to install without opening the housing. Put simply: a strip for all applications!

BENEFITS

- **Robust plastic profile**
- **Distance between socket inserts**
- **Additional earth conductor connection possible**
- **Simple mounting in data racks**
- **A wide range of versions available**

CRAFTSMAN SOCKET OUTLET with standard spacing between the sockets

- Supply cable: 2.0 m with right-angled plug with earthing contact
- Plastic profile: grey

#							19"	
300.006	8	35°					•	445 x 74 x 45 mm
300.007	7	35°	•				•	445 x 74 x 45 mm



CRAFTSMAN SOCKET OUTLET with 15 mm spacing between sockets

- Supply cable: 2.0 m with right-angled plug with earthing contact
- Plastic profile: grey

#							19"	
300.005	12	90°	•					792 x 74 x 45 mm
300.002	12	90°						792 x 74 x 45 mm
300.004	9	90°	•					619 x 74 x 45 mm
300.001	9	90°						619 x 74 x 45 mm
300.011	6	90°	•	•				514 x 74 x 45 mm
300.012	6	90°	•	•	•			575 x 74 x 45 mm
300.003	6	90°	•				•	445 x 74 x 45 mm
300.000	6	90°					•	445 x 74 x 45 mm
300.030	5	90°	•			A/A 15W	•	445 x 74 x 45 mm

Can be switched off individually

300.050	6	90°	•					534 x 74 x 45 mm
300.049	4	90°	•					462 x 74 x 45 mm

Supply cable and switch on opposite sides

300.008	6	90°	•					488 x 74 x 45 mm
---------	---	-----	---	--	--	--	--	------------------



CRAFTSMAN SOCKET OUTLET with PLUS components series

- Supply cable: 2.0m with right-angled plug with earthing contact
- Plastic profile: grey

#							19"	
300.096	6	90°	•	•	•			575 x 74 x 45 mm
300.095	6	90°	•	•				490 x 74 x 45 mm





CONNECTUS

If you are looking for a solid, reliable socket strip, you should choose CONNECTUS from BACHMANN. Available in a number of versions, CONNECTUS places particular emphasis on practical design combined with high utility value. This is ensured not only by the smart, integrated cable rewind, but also by the optional, illuminated 2-pole 16 A rocker switch.

Simple mounting is guaranteed by 2 x 2 mounting holes; the socket inserts are rotated by 35° for convenient use and are equipped with a nickel-plated earthing contact and shutter. The supply cable is a 2.0 m H05VV-F 3G 1.50 mm² variant with moulded right-angle plug with earthing contact and double earthing contact system (except for item number 330.300).

BENEFITS

- **Very good value for money**
- **Practical design, high utility value**
- **Socket inserts rotated by 35°**
- **Easy to mount with mounting holes**
- **Integrated cable rewind**

CONNECTUS

- Supply cable: 2.0 m H05VV-F 3G 1.50 mm² with right-angled plug with earthing contact
- Socket colour: Black
- Plastic profile: grey

#								
330.103	12		•					695 x 72 x 49 mm
330.102	9		•					570 x 72 x 49 mm
330.105	6		•	•	•			568 x 72 x 49 mm
330.104	6		•	•				480 x 72 x 49 mm
330.101	6		•					440 x 72 x 49 mm
330.100	4		•					355 x 72 x 49 mm
Master (1) + Slave (4)								
330.107	5			•	•			610 x 72 x 49 mm
330.106	5							480 x 72 x 42 mm
Master (1) + slave (4) with external button								
330.140	5					•		538 x 72 x 49 mm
With external button 1.5 m cable to plug 1.5 m cable to switch								
330.142	6							442 x 72 x 49 mm
Switch orange								
330.104F		6	•	•	•			480 x 72 x 49 mm
330.101F		6	•					480 x 72 x 49 mm
330.100F		4	•					355 x 72 x 49 mm



CONNECTUS

- Supply cable: 2.0 m H05VV-F 3G 1.0 mm² with C14 non-heating device plug
- Socket colour: Red
- Plastic profile: grey

#								
10 A micro fuse								
330.300	3							273 x 72 x 46 mm





STEP

STEP embodies the principle of modularity with absolute consistency. The system is thus ideal for the flexible delivery of power and data to workstations, in partition systems, raised floors and other connection applications.

The modular design of STEP power strips offers virtually endless possibilities: from simple sets for supplying electricity to power strips with integrated data connections, RCDs/MCBs, surge protection, connections for media technology and much more.

STEP is equipped with Wieland GST18i3 as standard for the power supply and can therefore be supplied with a variety of cable lengths. Other plug connector systems can also be supplied on request.

BENEFITS

- **Modularity**
- **Versatile applications**
- **Installation connection system as standard**
- **Functional efficiency**

STEP – the all-round system designed for expansion.



Perfectly prepared for the best connections

The STEP power strip is available with aluminium or plastic profile. It is possible to connect multiple power strips together to form a modular system. STEP is designed primarily as a simple electricity supply unit for office workstations. Permanently installed devices such as PCs, monitors, printers, etc. can be connected to STEP.

STEP power strips have a power input and a power output, each of which is built into the end caps on the face end. The integrated Wieland GST18 plug connectors are highly trusted solutions for office use and have the coding and latch mechanism required to comply with the applicable standard.

Various mounting options

STEP power strips are versatile in application. They can be mounted under tabletops, in cable ducts and in partitions, for example. Different mounting options are available to suit these various applications (on page 34).

STEP BASE socket strips

- Black plastic profile | Power input/output GST18

#									
STEP BASE									
336.626	5					35°			305 x 52 x 44 mm
336.604	4					35°			263 x 52 x 44 mm
336.600	3					35°			220 x 52 x 44 mm
906.11930*		4				45°			362 x 52 x 44 mm
906.11931*		2				45°			232 x 52 x 44 mm
336.606			4			35°			263 x 52 x 44 mm
336.603			3			35°			220 x 52 x 44 mm
STEP BASE Socket colour: Red									
336.601	3					35°			220 x 52 x 44 mm
STEP BASE + 1 switch									
906.11932*		4				45°			405 x 52 x 44 mm



* External earthing

For suitable **device supply cables**, see page 69 onwards.

STEP ALU socket strips

- Anodised aluminium profile | Power input/output GST18




STEP ALU									
906.1014	6					35°			358 x 52 x 44 mm
906.014	4					35°			263 x 52 x 44 mm
906.1013	3					35°		1	283 x 52 x 44 mm
336.039	3					35°			220 x 52 x 44 mm
906.0113	2					35°	A/A 15W	1	263 x 52 x 44 mm
906.001	2					35°		2	263 x 52 x 44 mm
906.000	2					35°		1	220 x 52 x 44 mm
906.0241		2				45°		1	285 x 52 x 44 mm
336.046			4			35°			263 x 52 x 44 mm
906.1075			3			35°			220 x 52 x 44 mm
906.009			2			35°		2	262 x 52 x 44 mm
906.002			2			35°		1	220 x 52 x 44 mm
906.1086				3 (T13)		90°			220 x 52 x 44 mm
906.071				2 (T13)		90°		1	221 x 52 x 44 mm
906.0028					2	35°		1	241 x 52 x 44 mm
906.1109						35°	A/A 15W		145 x 52 x 44 mm
STEP ALU for Custom Modules set at 90° with lateral outlet									
906.024	2					35°		1 (90°)	220 x 52 x 44 mm
906.093			2			35°		1 (90°)	220 x 52 x 44 mm
STEP ALU Socket colour: Red									
336.067	3					35°			220 x 52 x 44 mm
336.088			4			35°			263 x 52 x 44 mm
336.072			3			35°			220 x 52 x 44 mm
STEP ALU + 1 switch + RCD Switch switches power output and sockets									
906.150	2					35°			359 x 52 x 44 mm
STEP ALU + 1 switch Switch switches sockets only									
906.003	3					35°			262 x 52 x 44 mm
STEP ALU + 1 switch Switch switches power output and sockets									
906.031	3					35°			263 x 52 x 44 mm



For suitable **device supply cables**, see page 69 onwards.


Suitable **Custom Modules** can be found on page 190.

STEP safety modules

#	
STEP ALU automatic switch-off device	
906.005	Width: 263 mm Energy-efficient 1 x automatic switch-off with socket outlet 1 x button connection with 0.5 m cable and plug connector for linking to module 917.060
STEP ALU RCD	
336.065	Width: Approx. 220 mm Residual-current device Response current 30 mA Response time 30 ms 2-pole Miniature circuit breaker, 16 A nominal current Characteristic B; 6 kA
336.014	Width: Approx. 220 mm 25 A residual-current device Response current 30 mA Response time 30 ms 2-pole
906.067	Width: 220 mm 16 A residual-current device Response current 10 mA Response time 30 ms 2-pole
STEP ALU MCB	
336.015	Width: Approx. 220 mm Miniature circuit-breaker 16 A, 2-pole Characteristic B
STEP ALU Master & Slave	
336.006	Width: Approx. 220 mm Master & Slave circuit with threshold value setting 10- 100 W
STEP ALU surge protection	
336.004	Mains and frequency filter Width: Approx. 220 mm Surge protection 2 kV with function and fail indicator Mains filter, 30 MHz
336.003	Width: Approx. 145 mm Surge protection 2 kV with function and fail indicator




STEP safety module with PLUS components series

#	
906.2055	PLUS surge protection Width: Approx. 144 mm Surge protection 1.6kV with function and fail indicator
906.2056	PLUS mains and frequency filter Width: Approx. 230 mm PLUS surge protection 1.6kV with function and fail indicator



STEP accessories

#	
STEP cover strip	
375.529	For fitting over the end caps of STEP power strips Visual finish Black plastic Packaging unit: 2 units
Stainless steel mounting bracket	
940.096	Mounting brackets left and right
Mounting bracket stainless steel straight	
940.097	For insertion into the rear of a STEP profile For screw fixing e.g. under a desk or table Packaging unit: 2 units
Stainless steel mounting bracket with elongated hole	
940.024	For insertion into the rear of a STEP profile With elongated hole (keyhole) for screwing into place, ideal for use with power strips with data connections Packaging unit: 1 x left, 1 x right
STEP plastic mounting clip	
918.025	For attaching STEP BASE and STEP ALU power strips In suitable cut-outs in sheet steel (thickness 2.0 mm) 2 x plastic mounting clips 4 x screws, 2.9 x 30 mm
Steel sheet mounting plate	
940.108	For insertion into rear of STEP profile The power strip is fixed by screwing the nut onto the threaded screw 1 mounting plate including M5 screw, washer and nut
Mounting accessories	
375.502	4 x screws, 2.9 x 30 mm 2 x end cap cover strips to provide a visual finish (fitted on the end caps where two power strips are linked together) 1 x connection cover 1 x end cap for power output socket
Mirror tape, double-sided	
918.123	Double-sided adhesive mirror tape Dimensions 200 x 30 x 3 mm



For suitable **device supply cables**, see page 69 onwards.



SMART

On average, 89 per cent of the German population have two to six sockets in each room, and 10 per cent have more than seven*. However, should even this not be enough, SMART from BACHMANN is available. Above all, the classic socket strip made of impact-resistant plastic performs exactly the function that is expected of it: power distribution.

In addition, SMART has a number of convenient features that make it even more convenient to use, such as the socket inserts that are rotated by 35° and have nickel-plated earthing contacts. It also features a practical cable rewind that prevents unwanted cable tangling. A shutter prevents unpleasant accidents, and screw holes allow for quick and safe mounting. The supply cable is connected by an injection-moulded right-angled plug with dual earthing contact system. Thanks to the illuminated 2-pole rocker switch, it is clear to see whether SMART is switched on or off.

BENEFITS

- **Mounting via screw holes**
- **Robust design**
- **Practical cable rewind**
- **A number of product versions**
- **Integrated shutter**

SMART

- Plastic profile



Without supply cable

381.246K	6					•	White	350 x 56 x 41 mm
381.223K	4					•	White	290 x 56 x 41 mm
385.170	3					•	Black	188 x 56 x 41 mm
385.270	3					•	White	188 x 56 x 41 mm

USB SMART 3 x earthing contact | Power strip with integrated 2-way USB charger, 16 A / 230 V~ | 1.5 m H05VV-F 3G1.5 mm²

381.801	3				A/A 15W		White	245 x 56 x 41 mm
---------	---	--	--	--	---------	--	-------	------------------

Supply cable: 1.5 m H05VV-F 3G 1.50 mm² with moulded right-angled plug with earthing contact

381.150K	6		•			•	Black	350 x 56 x 41 mm
381.250K	6		•			•	White	350 x 56 x 41 mm
381.450K	6		•			•	Brown	350 x 56 x 41 mm
381.2501K	6		•	•			White	390 x 56 x 41 mm
381.147K	6					•	Black	350 x 56 x 41 mm
381.247K	6					•	White	350 x 56 x 41 mm
381.130K	4		•			•	Black	290 x 56 x 41 mm
381.230K	4		•			•	White	290 x 56 x 41 mm
381.121K	4					•	Black	290 x 56 x 41 mm
381.221K	4					•	White	290 x 56 x 41 mm
387.170	3						Black	188 x 56 x 41 mm
388.170	3					•	Black	188 x 56 x 41 mm
387.270	3						White	188 x 56 x 41 mm
388.270	3					•	White	188 x 56 x 41 mm

Supply cable: 3.0 m H05VV-F 3G 1.50 mm² with moulded right-angled plug with earthing contact

381.151K	6		•			•	Black	350 x 56 x 41 mm
381.251K	6		•			•	White	350 x 56 x 41 mm
381.148K	6					•	Black	350 x 56 x 41 mm
381.248K	6					•	White	350 x 56 x 41 mm
387.171	3						Black	188 x 56 x 41 mm
388.171	3					•	Black	188 x 56 x 41 mm
387.271	3						White	188 x 56 x 41 mm
388.271	3					•	White	188 x 56 x 41 mm
388.471	3					•	Brown	188 x 56 x 41 mm
388.371	3					•	Red	188 x 56 x 41 mm
381.2512K		6	•	•		•	White	350 x 56 x 41 mm

Supply cable: 5.0 m H05VV-F 3G 1.50 mm² with moulded right-angled plug with earthing contact

381.152K	6		•			•	Black	350 x 56 x 41 mm
381.252K	6		•			•	White	350 x 56 x 41 mm
381.149K	6					•	Black	350 x 56 x 41 mm
381.249K	6					•	White	350 x 56 x 41 mm
387.172	3						Black	188 x 56 x 41 mm
388.172	3					•	Black	188 x 56 x 41 mm
387.272	3						White	188 x 56 x 41 mm
388.272	3					•	White	188 x 56 x 41 mm



381.801



381.250K



381.2501K



381.230K



381.221K



381.248K



388.171



388.271



388.471



388.371



381.2512K

For suitable **device supply cables**, see page 79 onwards.

Screw mounting

- Attaches to table with screw mounting, e.g. on the tabletop edge
- Can be positioned lengthwise or crosswise

#	
919.273	White For all rewirable (reusable screws) socket strips, plastic version



919.273



SMART PLUG power strip

- With lever and/or ejection mechanism
- Components VDE-approved

#	
3-way multiple socket strip With 1.6 m H05VV-F 3G 1.5	
933.014	Black
933.015	White



933.014

933.015

FLAT PLUG power strip

- Without lever and/or ejection mechanism
- Components VDE-approved

#	
3-way multiple socket strip With 1.6 m H05VV-F 3G 1.5	
933.007	White



933.007



Further versions of **SMART PLUG** and **FLAT PLUG** can be found on page 62, 78 and 83.



SELLY

Almost everyone has held them in their hands at some time or another: the classic socket strip. These come into their own whenever there are more devices than sockets in the room. SELLY from BACHMANN provides help in this situation: the strip made of high-quality plastic ensures that the laptop, television and radio get enough power. For convenient operation, SELLY is not only equipped with shutters, but also has socket inserts that are turned by 45°. SELLY draws its power from an H05VVF 3G 1.5 mm² supply cable with moulded right-angled plug with dual earthing contact system. The strip is also optionally available with an illuminated 2-pole rocker switch that indicates whether SELLY is switched on or off.

BENEFITS

- **Space-saving with a compact design**
- **Easy to use**
- **Wide range of potential uses**
- **With shutter**
- **Also available with rocker switch**

SELLY

- Plastic profile



Supply cable: 1.5 m H05VV-F 3G 1.50 mm²

381.244S	6	45°	•	White	324 x 54 x 40 mm
381.144S	6	45°	•	Black	318 x 54 x 40 mm
381.241S	6	45°		White	286 x 54 x 40 mm
381.141S	6	45°		Black	293 x 54 x 40 mm
384.272S	3	45°	•	White	192 x 54 x 40 mm
387.270S	3	45°		White	154 x 54 x 40 mm
387.274S	3	45°		White	190 x 54 x 40 mm

Supply cable: 3.0 m H05VV-F 3G 1.50 mm²

387.271S	3	45°		White	154 x 54 x 40 mm
387.275S	3	45°		White	190 x 54 x 40 mm



381.244S
Similar to picture



381.241S
Similar to picture



384.272S
Similar to picture



387.270S
Similar to picture



387.274S

1



PEGGY


The neat PEGGY socket strip from BACHMANN promises a new dimension in flexibility and freedom for workbenches, garages and hobby rooms. You can rely on PEGGY wherever you need electricity without having to depend on the availability of sockets.

Thanks to its clamping fixture, the reliable multiple socket can be mounted without any tools on a tabletop edge, worktop, mounting aid, workbench, ladder or door leaf – just where you need it. Do you swap workbenches? Simply take PEGGY with you and clamp it in place in your new working environment.

The cable length of 3 metres guarantees you freedom of movement to do the job in hand. Its shutter, heavy-duty design and stable clamping-fixture grip make PEGGY a true all-rounder and a handy DIY helper.

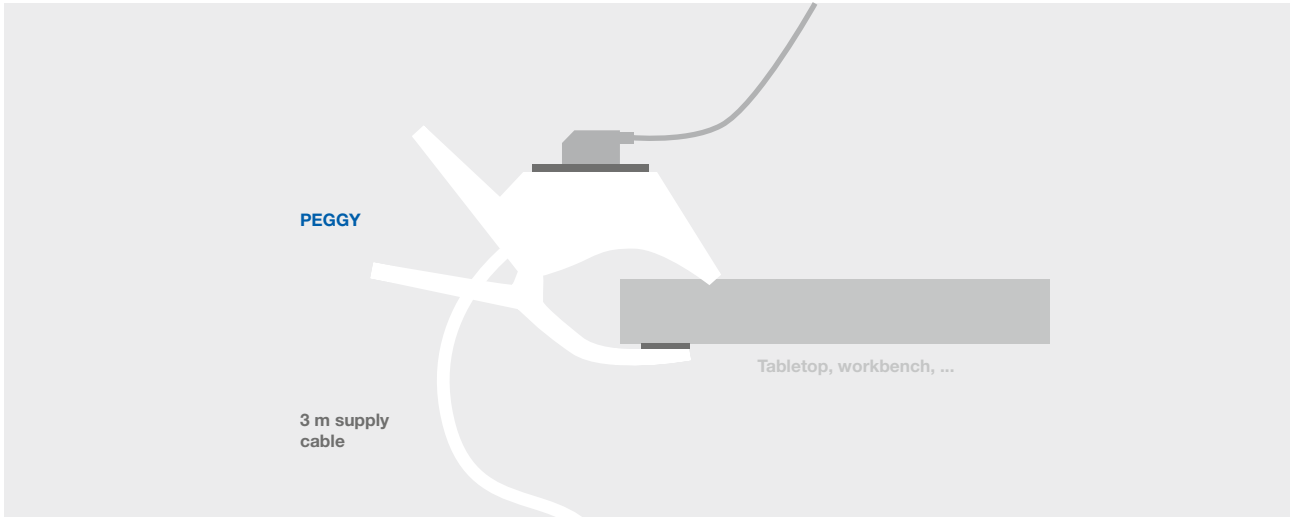
BENEFITS

- **Suitable for the home, hobby rooms and garages**
- **Countless possible applications**
- **Increased safety, thanks to shutter**
- **Heavy-duty housing and stable grip**
- **3-metre cable**



Flexible power source whenever and wherever you want

Easy to attach anywhere without tools thanks to the stable clamping fixture.



PEGGY

- 3.0 m supply cable H05VV-F 3G 1.5 mm² with right-angled plug with earthing contact
- 16 A / 250 V~ | IP20
- With shutter
- Colour of the sockets: Dark grey, similar to RAL7010

#				
500.000	3	45°	165 x 130 x 80 mm	500.000



UNIVERSAL

As the name suggests, the UNIVERSAL socket strip is suitable for a wide range of application scenarios. The complete unit for power, data and media connections has been specially developed to meet the requirements of desks and conference tables and can, for example, be positioned ideally in table ducts. Particularly when used in combination with the CONI COVER mounting frame or the LOOP SQUARE cable gland, UNIVERSAL can deliver its full power.

The socket strip is easily mounted by means of metal brackets, which can be set into different positions and angle settings. Thanks to the ability to integrate BACHMANN Custom Modules, UNIVERSAL offers a wide range of flexibility and customisation options.

BENEFITS

- **Simple mounting**
- **Compatible with CONI COVER, LOOP SQUARE**
- **Ideal for use in table ducts**
- **High flexibility with Custom Modules**
- **Includes 3.0 m power connection cable**



Large UNIVERSAL socket strips

- Anodised aluminium profile

#							
Power input: 3.0 m with right-angled plug with earthing contact Incl. mounting bracket							
922.0181	5			35°	2		406 x 52 x 44 mm
922.0071	4			35°	3		406 x 52 x 44 mm
922.083		5		35°	2		406 x 52 x 44 mm
922.082		4		35°	3		406 x 52 x 44 mm



Small UNIVERSAL socket strips

- Anodised aluminium profile

#						
Power input: 3.0 m with Italy plug Incl. mounting bracket						
922.096			3	35°	1	295 x 52 x 44 mm
Power input: 3.0 m with right-angled plug with earthing contact Incl. mounting bracket						
922.0111	3			35°	1	279 x 52 x 44 mm
922.0231		3		35°	1	279 x 52 x 44 mm



Media racks/IT panels

- Anodised aluminium profile

#	
19" Custom Module panel 1.5 U Anodised aluminium	
903.003	Accepts up to 9 Custom Modules Incl. mounting bracket



The perfect combination

Our CONI COVER mounting frames can be perfectly combined with the UNIVERSAL.

For suitable **CONI COVER** mounting frames, see page 118 onwards.


Suitable **Custom Modules** can be found on page 190.



Garden socket outlets

Garden socket outlet with earth spike, 16 A | 230 V~ | IP44

- With hinged lid, splash-proof

#	
2.0 m cable H07RN-F 3G 1.50 mm² with central plug with earthing contact	
394.180	2 x socket outlets with earthing contact 230 V~ Black/yellow
394.182	4 x socket outlets with earthing contact 230 V~ Black/yellow
394.175	3 x socket outlets with earthing contact 230 V~ Black/yellow




394.180



394.175

Outdoor socket outlet, 16 A | 230 V~ | IP44

- Can be closed with central plug plugged in
- Shackle for padlock prevents power from being stolen
- Clear polycarbonate lid with seal with foam surround protects against splash and rain

#	
Lockable Series 9015 Only for mounting on wall L/W/H 185 x 85 x 80 mm	
924.3491	For right-angled plug 1 x socket outlet with earthing contact Delivery without lock or plug
924.349	For central plug 1 x socket outlet with earthing contact Delivery without lock or plug



924.3491




924.349



Outdoor (IP44)

Solid rubber distributor

- 2.0 m supply cable H07RN-F3G 2.50 mm²

#	
349.184	Input: 1 x CEE plug 16 A / 400 V~ Output: 1 x CEE socket 16 A / 400 V~ 3 x socket outlets with earthing contact 16 A / 250 V~
349.185	Input: 1 x solid rubber earthing contact plug 16 A/250 V~ Output: 6 x socket outlets with earthing contact 16 A/250 V~




349.184



349.185

Distributor socket outlet

#	
3 x socket outlets with earthing contact	
349.045	1.5 m H07RN-F 3G 1.5 mm ² with earthing contact plug With hinged lids and switch
381.109	230 V 16 A With hinged lids With suspension eye and 4 fixing points Solid elastomer version Without supply cable
4 x socket outlets with earthing contact	
349.044	10.0 m H07RN-F 3G 1.5 mm ² with earthing contact plug With hinged lids
5 x socket outlets with earthing contact	
349.046	4.5 m H07RN-F 3G 1.5 mm ² with earthing contact plug With hinged lids and switch



349.045



381.109



349.044



349.046



HOOK

The HOOK power strip takes versatility, flexibility and mobility to a new level. It can be attached in any location where you require power: on a workbench, in the garage or a utility room. HOOK is a reliable partner – you can always depend on HOOK.


Thanks to countless attachment options, such as an integrated hook, this reliable power strip can be attached to walls, ladders, cords and chains without any tools – anywhere you need it. Do you suddenly need to move workspace? That's not a problem with HOOK! Simply hook up this flexible power distributor strip in any new workspace. The round end caps for the cable rewind mean you can rewind it practically, making it easy to store in your tool box at the end of a working day.

BENEFITS

- **A wide range of attachment options**
- **Perfect for use in different situations**
- **End caps for rewinding the cable**
- **Ideal for indoors and out**
- **Up to 5 m cable length**

HOOK Indoor

- Supply cable: 5 m H05VV-F3G 1.5 mm² with right-angled plug with earthing contact
- Rocker switch, 2 pole, red, illuminated
- With shutter
- Integrated pull-out hook


#	
	
HOOK Indoor with switch and 5 m supply cable	
500.100	HOOK Indoor plastic, 5x socket outlet with earthing contact With shutter Red end caps With illuminated switch Integrated pull-out metal hook Practical cable rewind with hook-and-loop strip



500.100

HOOK Outdoor

- Supply cable: 4 m H07RN-F 3G 1.5 mm² with right-angled plug with earthing contact
- Rocker switch, 2 pole, red, illuminated
- With shutter
- IP44
- Integrated pull-out hook

#	
	
HOOK OUTDOOR IP44	
500.200	HOOK Outdoor with 4 socket outlet with earthing contacts, green, 45° IP44 With shutter With illuminated switch Integrated pull-out metal hook Practical cable rewind with elastic strap With 4 m H07RN-F 3G 1.5 mm ² supply cable



500.200

Cable reels

1

Master cable reel

- Conforms to DGUV-I 203-006

#	
Other	
399.010	Empty reel with closed plate for configuration by user
3 x socket outlets with earthing contact 1 x CEE socket 16 A	
399.007	Empty reel Conforms to DGUV-I 203-006 with cable type H07RN-F or H07BQ-F
399.009	25 m H07RN-F5G 2.5 mm ² Black With CEE plug 16 A
4 x socket outlets with earthing contact	
399.000	Empty reel Conforms to DGUV-I 203-006 with cable type H07RN-F or H07BQ-F
4 x socket outlets with earthing contact	
399.003	25 m H07RN-F3G 1.5 mm ² Black With central plug with earthing contact
399.004	40 m H07RN-F3G 1.5 mm ² Black With central plug with earthing contact
399.005	50 m H07RN-F3G 1.5 mm ² Black With central plug with earthing contact
399.006	40 m H07RN-F3G 2.5 mm ² Black With central plug with earthing contact
4 x socket outlets with earthing contact Construction site cable Austria	
399.012	40 m XYMM-J3G 1.5 mm ² Yellow With central plug with earthing contact



399.007



399.000



399.012



399.010

Cable reel with portable RCD, 3-way

- Cable: H07BQ-F 3G 1.50 mm²
- 3 x socket outlets with earthing contact with hinged lid
- With built-in thermal cut-out | 1-pole
- Dual tubular frame
- Reel body made from unbreakable hard rubber

#	
398.200	25 m earthing contact plug 16 A/30 mA Cable: Orange Reel: Black




398.200



BGI608 is now called DGUV-I 203-006, BGI600 is now called DGUV-I 203-005

Professional cable reel, 3-way, 16 A/250 V~

- Cable: H07RN-F 3G 1.50 mm²
- 3 x socket outlets with earthing contact with hinged lid
- With built-in thermal cut-out | 1-pole
- Dual tubular frame
- Reel body in shatter-proof plastic
- Conforms to DGUV-I 203-006


#		
399.181	25 m Central plug with earthing contact Cable: Black Reel: Black	
399.182	40 m Central plug with earthing contact Cable: Black Reel: Black	
396.184	Professional plastic empty reel Cable up to max. 40 m H07RN-F 3G 1.50 mm ² Conforms to DGUV-I 203-006 with cable type H07RN-F or H07BQ-F Wheel diameter 280 mm Reel body made from shatter-proof special plastic, black	



399.182

Professional cable reel, 3-way, 16 A / 400 V~

- 1 x CEE socket 16 A / 400 V~
- 2 x socket outlets with earthing contact 250 V~ with hinged lid
- Built-in 3-pole thermal cut-out
- Dual tubular frame
- Conforms to DGUV-I 203-006

#		
399.180	25 m CEE plug Cable: H07RN-F 5G 1.50 mm ² Reel body made from shatter-proof plastic Cable: Black Reel: Black	
399.185	Professional CEE plastic empty reel Cable up to max. 20 m H07RN-F 5G 1.50 mm ² Wheel diameter 285 mm Reel body made from robust, shatter-proof special plastic, black	




399.180



399.185

Equipment supply reel with thermal cut-out

#		
397.003	Large plastic empty reel Integrated cable winder and locking brake Cable up to max. 50 m H05VV-F 3G 1.50 mm ² Wheel diameter 290 mm Reel: Black	



397.003

Cable reel, 4-way without lid

- With integrated thermal cut-out | 1-pole
- 4 x socket outlets with earthing contact
- 16 A/250 V~
- IP20

#		
---	--	---

Large plastic empty reel	
396.181	Cable up to max. 50 m H05RR-F 3G 1.50 mm ² Wheel diameter 285 mm Reel: Black

Plastic 25 m	
392.180	Cable: H05VV-F 3G 1.50 mm ² Central plug with dual earthing contact system Cable: Black Reel: Black
395.180	Cable: H05RR-F 3G 1.50 mm ² Central plug with earthing contact Cable: Black Reel: Black

Plastic 50 m	
392.181	Cable: H05VV-F 3G 1.50 mm ² Central plug with dual earthing contact system Cable: Black Reel: Black
395.181	Cable: H05RR-F 3G 1.50 mm ² Central plug with earthing contact Cable: Black Reel: Black

Steel sheet empty reel, large	
396.182	Wheel diameter 290 mm Reel: Silver

Steel sheet 25 m	
398.183	Cable: H05VV-F 3G 1.50 mm ² Central plug with dual earthing contact system Cable: Black Reel: Silver
398.181	Cable: H05RR-F 3G 1.50 mm ² Central plug with earthing contact Cable: Black Reel: Silver

Steel sheet 50 m	
398.182	Cable: H05RR-F 3G 1.50 mm ² Central plug with earthing contact Cable: Black Reel: Silver



392.180



395.181



398.182

3-way cable reel with hinged lid

- With integrated thermal cut-out | 1-pole
- Splash-proof – for outdoor use
- 3x socket outlets with earthing contact
- 16 A/250 V~

#	
	
Plastic empty reel	
396.183	Cable up to max. 40 m H07RN-F 3G 1.50 mm ² Wheel diameter 280 mm Reel: Black Conforms to DGUV-I 203-006
Plastic 25 m	
392.182	IP44 Cable: H07RN-F 3G 1.50 mm ² Central plug with earthing contact Cable: Black Reel: Black Conforms to DGUV-I 203-006
Plastic 40 m	
392.183	IP44 Cable: H07RN-F 3G 1.50 mm ² Central plug with earthing contact Cable: Black Reel: Black Conforms to DGUV-I 203-006
Steel sheet empty reel	
396.187	Cable up to max. 40 m Wheel diameter 280 mm Reel: Silver Conforms to DGUV-I 203-006 with cable type H07RN-F or H07BQ-F
Steel sheet 40 m Iron Coat series	
398.180	IP44 Cable: H07RN-F 3G 1.50 mm ² Central plug with earthing contact Cable: Black Reel: Silver Conforms to DGUV-I 203-006
Steel sheet 50 m	
398.186	IP44 Cable: H05RR-F 3G 1.50 mm ² Central plug with earthing contact Cable: Black Reel: Silver




392.183



398.186

Spare parts for cable reels

- Suitable for professional cable reels, cable reels 4-way without lid and cable reels 3-way with hinged lid

#	
	
Socket insert	
900.187	4-way, with thermal cut-out Black
910.105	3-way with lid and thermal cut-out Lid: Red Plate: Black
Thermal cut-out	
900.180	1-pole Red For 250 V
900.181	3-pole Red For 400 V
2 x socket outlets with earthing contact, 1 CEE socket 16 A / 400 V ~	
910.106	2-way with hinged lid With thermal cut-out Lid: Red Plate: Black



910.106



900.187




910.105



900.180

4-way cable box

- With integrated thermal cut-out | 1-pole
- Right-angled plug with dual earthing contact system
- Version with hand grip and winding handle
- Cable: H05VV-F 3G 1.50 mm²
- 16 A/250 V~


#	
	
393.002	10 m Maximum load: 3,500 W fully unwound 1,200 W fully wound Cable: Black Box: Black With shutter
393.0060	20 m Highly shatter-proof version Maximum load: 3,500 W fully unwound 1,000 W fully wound Cable: Black Box: Black/blue



393.002

Spring-type 4-way cable reel with hinged lid

- IP44

#	
	
392.187	15 m with automatic spring rewind Cable: H07RN-F 3G 1.5 mm with earthing contact plug 230 V~/16 A/max. 3,500 W unwound and 1,000 W wound With thermal cut-out With plastic handle Plastic frame Colour: Blue



392.187



Kitchen connection box

An electric cooker requires high-voltage current. Therefore, it is mandatory to have such a device connected by a professional. To make the connection even easier and safer for the professionals, BACHMANN developed the kitchen connection box. This helpful box can be connected to an oven, a hob or a cooker connection box. This guarantees a clean, tidy installation; at the same time, costs can be saved as no additional sockets need to be wired in. With a small mounting depth of approx. 34 mm, the discreet box can also be used in combination with induction cookers and is mounted using rewirable WAGO® terminals. Especially comforting: the distribution box is VDE-certified.

BENEFITS

- **Distribution box VDE-approved**
- **Simple, fast mounting**
- **No additional sockets required**
- **Existing sockets can still be used**
- **Small mounting depth (approx. 34 mm)**


Kitchen connection box

- Grey, with screw-mounting eyes, connected load up to 11 kW (with ohmic load)
- H05VV-F 5G 2.50 mm² for cooker connection box
- H05VV-F 4G 2.50 mm² for hob
- H05VV-F 3G 1.50 mm² with socket outlet with earthing contact for oven

#	
Kitchen connection box 10 m	
923.002	Cooker connection box 2.0 m Hob 10.0 m and oven 10.0 m
Kitchen connection box 2 m	
923.000	Cooker connection box 2.0 m Hob 2.0 m and oven 2.0 m
Kitchen connection box 5 m	
923.001	Cooker connection box 2.0 m Hob 5.0 m and oven 5.0 m



923.000



Cooker and appliance connection sockets

Cooker connection socket, surface/flush mounting, 16 A / 400 V~, 3P+N+PE

- VDE-certified
- Duroplast version for surface or flush mounting (in flush-mounted device boxes)
- Quick and easy to connect thanks to spacious connection area
- Clamping range: 0.75–2.5 mm²

#	
190.270	White For 55 mm flush-mounted installation box Height: 23 mm



190.270







Suitable **cooker connections** can be found on page 85.

Energy cube

1




Energy cube

- Cable entry with screw fitting
- Offers high flexibility and greater freedom of movement, e.g. in workshops and at installation sites
- Practical multi-purpose hook and hanger
- Made of special shatter-proof plastic and wired ready-to-use

#		
1 x CEE, 4 x socket outlet with earthing contact For cable diameter 5 x 1.5 mm ² – 5 x 2.5 mm ²		
349.302	1 x CEE socket 16 A / 400 V~, 5-pole 4 x socket outlets with earthing contact 16 A / 230 V~	 349.302
349.303	1 x CEE socket 16 A / 400 V~, 5-pole 4 x socket outlets with earthing contact 16 A / 230 V~ 1 x compressed air supply with 1/2" input and 2 x 1/2" output	 349.303
2 x CEE, 2 x socket outlet with earthing contact For cable diameter 5 x 1.5 mm ² – 5 x 4 mm ²		
349.304	2 x CEE sockets 16 A / 400 V~, 5-pole 2 x socket outlets with earthing contact 16 A / 230 V~	 349.304
4 x socket outlet with earthing contact For cable diameter 3 x 1.5 mm ² – 5 x 1.5 mm ²		
349.300	4 x socket outlets with earthing contact 16 A / 230 V~	 349.300
349.301	4 x socket outlets with earthing contact 16 A / 230 V~ 1 x compressed air supply with 1/2" input and 2 x 1/2" output	 349.301

Energy cube with data connection

- IP44
- 1 x compressed-air connection with 1/2" input
- 2 x 1/2" compressed air outlet
- 1 x IP67 data outlet with 2 x RJ45 Cat6 module
- Made of special shatter-proof plastic and wired ready-to-use

#		
349.310	4 x socket outlets with earthing contact 16 A / 230 V~ 1 x CEE socket 16 A Cable routing with screwed gland from 5G 1.5 mm ² to 5G 2.5 mm ²	 349.310
349.311	2 x socket outlets with earthing contact 16 A / 230 V~ 2 x CEE sockets 16 A Cable routing with screwed gland from 5G 2.5 mm ² to 5G 4.0 mm ² Protection: 1 x C16 A miniature circuit breaker, 3-pole	 349.311



CEE distributor

BENEFITS

- **Ideal for mobile outdoor use**
- **Highly shatter-proof plastic design**
- **Splash-proof**
- **With practical cable rewind and integral carrying handle**

CEE distributor | 250 V~/400 V~ | IP44

#	
	CEE distributor made from solid rubber 2.0 m supply cable H07RN-F5G 6.00 mm ²
349.020	Input: 1 x CEE plug 32 A / 400 V~ Output: 1 x CEE socket 32 A / 400 V~ 2 x CEE sockets 16 A / 400 V~ 3 x socket outlets with earthing contact 16 A / 250 V~ Protection: 1 x C16 A miniature circuit breaker, 3-pole 3 x C16 A miniature circuit breaker, 1-pole 1 x RCD 40 A/0.03 A/4-pole on all outputs
	CEE distributor with protection 3.4 m supply cable H07RN-F5G 2.50 mm ²
349.015	Input: 1 x CEE plug 400 V~/16 A/5-pole Output: 4 x CEE sockets 400 V~/16 A/5-pole 8x socket outlets with earthing contact 230 V~/16 A Protection: 1 x residual-current device 40 A/30 mA, 4-pole Housing made of special shatter-proof plastic and carrying handle
	CEE distributor with protection 4.0 m supply cable H07RN-F5G 4.00 mm ²
349.009	Input: 1 x CEE plug 32 A / 400 V~ Output: 1 x CEE socket 32 A / 400 V, 1 x socket outlet with earthing contact 16 A / 400 V~ 4 x socket outlets with earthing contact 16 A / 250 V~ Protection: 1 x C16 A miniature circuit breaker, 3-pole 2 x C16 A miniature circuit breaker, 1-pole
349.010	Input: 1 x CEE plug 32 A / 400 V~ Output: 1 x CEE socket 32 A / 400 V~ 1 x CEE socket 16 A / 400 V~ 4 x socket outlets with earthing contact 16 A / 250 V~ Protection: 1 x RCD 40 A/0.03 A/4-pole on all outputs 1 x C16 A circuit breaker, 3-pole 2 x C16 A circuit breaker, 1-pole
	CEE distributor 2.0 m supply cable H07RN-F5G 2.50 mm ²
349.008	Input: 1 x CEE plug 16 A / 400 V~ Output: 2 x CEE sockets 16 A / 400 V~ 4 x socket outlets with earthing contact 16 A / 250 V~



349.020



349.008

SMART Adapter

1

SMART Adapter

#	
USB Adapter plug with integrated 2-way USB charger, IP20	
919.024	1 x earthing contact plug on socket outlet with earthing contact (type F/E CEE 7/7 on 7/3) Total charging current, USB charger: max. 3.4 A / 5 V~ (1.7 A / port)



919.024

Timer switches

Mechanical timer switches

- 24 h, 16 A / 250 V~ / 3,680 W
- Plastic version with shutter
- Easy to use

#	
Mini timer switch	
852.104	White 103 x 54 x 70 mm (L x W x H) Shortest switching interval: 30 minutes switch-on and switch-off times possible per day (24 h) Switch to override timer function
Timer switch	
852.101	White 121 x 74 x 76 mm (L x W x H) Smallest possible switching interval: 15 minutes 96 switch-on and switch-off times per day (24 h)



852.104



852.101

Digital timer switch

- 24 h, 16 A / 250 V~ / 3,680 W
- Plastic version with LCD display, with shutter
- Easy to use
- Integrated, rechargeable battery

#	
Digital timer switch	
852.108	White 105 x 63 x 77 mm (L x W x H) Max. 112 switching operations per week Countdown and random function 12 or 24-hour display ON/OFF function Backup battery

Energy measuring instrument

Energy measuring instrument, 160–250 V~

#	
852.9821	White Energy-efficient Large LCD display with blue background light Digital display of electricity consumption, energy costs (can be programmed with 2 separate tariffs), voltage (V), current (A), effective power (W) Meter for power and cost, can be reset Nominal power 3680 W, internal consumption <1 W



852.9821

Thermostat adapters

Thermostat adapter 16 A / 250 V~ / 50 Hz / 3680 W (9 A / 2070 W)

- Temperature-controlled socket

#	
v	Built-in thermostat Temperature can be set between 5 °C – 30 °C Manually adjustable temperature controller and changeover switch for hot/cold LED display for the operating states



924.1740

Multiple plugs

Multiple plugs

#	
921.272	White Max. 2.5 A / 250 V~ 3 x Euro socket
921.273	White Max. 2.5 A / 250 V~ 4 x Euro socket
921.274	White Max. 2.5 A / 250 V~ 2 x Euro socket, 1 x CEE7/3 (max. 16 A / 250 V~)
921.271	White Max. 2.5 A / 250 V~ 2 x Euro socket
920.170	Black 16 A/230 V~ Input: Earthing contact plug, output: 1x socket outlet with earthing contact 2x Euro sockets



921.272

921.273

921.274

921.271



Adapters are not voltage transformers. They are not suitable for long-term use.

Travel adapters

1

Travel plugs, 3-pole

- Socket side: Socket outlet with earthing contact
- Plug colour: white

#	
Nema	
921.004	15 A / 125 V~ Plug pin side: USA
T12	
921.011	10 A/250 V~ Plug pin side: Switzerland
UK	
921.010	13 A / 250 V~ Plug pin side: UK, Ireland, Malta, Hong Kong, Cyprus Includes 13 A micro fuse, replaceable
900.1077	13 A / 250 V~ Replacement fuse/13 A micro fuse, 3.3 x 254 mm (agile fuse)
UTE	
921.005	10/16 A / 250 V~ Plug pin side: France, Belgium, Czech Republic, Poland



921.004



921.011




921.010



921.005

Adapters for the earthing contact system

- Plug pin side: Socket outlet with earthing contact

#	
Travel plug 10 / 16 A / 250 V~	
921.000	2-pole and 3-pole Grey Plug pin side: Earthing contact, Germany, France, Belgium, with dual earthing contact system Socket side: Universal, suitable for all standard plugs Worldwide, with shutter
Travel plug 15 A / 125 V~	
921.003	3-pole White Plug pin side: Earthing contact, Germany, France, Belgium, with dual earthing contact system Socket side: USA
Travel plug 16 A / 250 V~	
921.012	3-pole White Plug pin side: Earthing contact Germany Socket side: T23 (Switzerland)



921.000



921.003



Adapters are not voltage transformers. They are not suitable for long-term use.

Personal protection

PRCD-S extension cable

- 16 A/250 V~, 30 mA, IP44
- With protective conductor monitoring
- Cable lengths: Plug-PRCD-S: 0.15 m, PRCD-S-coupling: 3.0 m
- Non-stationary protective device PRCD-S assembled with cable H07RN-F 3G 1.5 mm²
- Supplied in a robust case
- Black

#	
	
Solid rubber coupling, 1-way	
919.014	End 1: Solid rubber right-angled plug with 2 earthing contact systems End 2: Solid rubber coupling with lid
Solid rubber coupling, 3-way	
919.015	End 1: Solid rubber right-angled plug with 2 earthing contact systems End 2: Solid rubber coupling, 3-way with lid




919.014



919.015

PRCD-S intermediate device

- 16 A/250 V~, 30 mA, IP55
- Differential current protection device with electronic residual-current evaluation for alternating and pulsed DC residual currents
- With undervoltage tripping, protective conductor presence and monitoring
- Specially designed as a protective distributor for small construction sites as recommended by the BGFE employers' liability association, Cologne (ZH1/271), and for all non-stationary electrical equipment.
- For cable cross-section 1 mm²-2.5 mm²
- Offers protection as specified by DIN VDE 0661 in the event of a fault in the connected electrical equipment. Fault currents arising from faulty consumers will cause the PRCD-S to interrupt all poles
- For system faults in the fixed installation. The PRCD-S detects all faults in the fixed installation and cannot then be switched on.
- Black

#	
	
PRCD-S	
919.016	Test marks by BG (German employers' liability association), Cologne SEV, VDE, GS Conforms to DGUV-I 203-006 With protective conductor monitoring



919.016

PRCD-K intermediate device

- 16 A/250 V~, 30 mA, IP55
- Differential current protection device with electronic residual-current evaluation for alternating and pulsed DC residual currents
- With undervoltage tripping
- For cable cross-section 1 mm²-2.5 mm²
- Specially designed as a protective distributor for fire fighters and emergency services, suitable for all non-stationary electrical equipment, especially when using generators
- Offers protection as specified by DIN VDE 0661 in the event of a fault in the connected electrical equipment. Fault currents arising from faulty consumers will cause the PRCD-K to interrupt all poles
- Black


#	
	
PRCD-K	
919.018	Test marks VDE, TÜV, GS Conforms to DGUV-I 203-006 Without protective conductor monitoring



919.018

Extension cable with earthing contact with PRCD

- 16 A/250 V~/3,600 W, IP44
- Without protective conductor monitoring
- 3.0 m H07BQ-F3G 1.5 mm², with PRCD personal circuit breaker 919.189 fitted at approx. 1.5 m
- Individually packaged in plastic bag

#	
Black/orange	
341.880	End 1: Mounting plug 913.173 End 2: Mounting coupling 919.177




341.880

PRCD intermediate device

#	
Black	
919.189	Tripping current < 30 mA Tripping time < 30 ms

PRCD Adapter

#	
PRCD adapters	
919.284	White Residual-current device plug with hinged lid
PRCD mounting plug	
919.183	Black Residual-current protection plug Suitable up to rubber cable H05RNF-F3 1.5 mm ²



919.284

919.183

CEE adapters

CEE adapter, 400 V~, IP44

- Highly shatter-proof plastic version, splash-proof
- For outdoor use, hanger included

#	
349.012	Input: 1 x CEE plug 16 A / 400 V~ Output: 1 x CEE socket 32 A / 400 V~
349.006	Input: 1 x CEE plug 16 A / 400 V~ Output: 1 x CEE socket 16 A / 400 V~ 1 x CEE socket 32 A / 400 V~ 2 x socket outlets with earthing contact 250 V~
349.028	Input: 1 x CEE plug 16 A / 400 V~ Output: 3 x socket outlets with earthing contact 16 A / 250 V~
349.029	Input: 1 x CEE plug 16 A / 400 V~ Output: 1 x CEE socket 16 A / 400 V~ 3 x socket outlets with earthing contact 16 A / 250 V~
349.033	Input: 1 x CEE plug 16 A / 400 V~ Output: 3 x CEE sockets 16 A / 400 V~
Protection: 3 x 10 A fuse	
349.183	Input: 1 x CEE plug 32 A / 400 V~ Output: 1 x CEE socket 16 A / 400 V~
349.007	Input: 1 x CEE plug 32 A / 400 V~ Output: 1 x CEE socket 16 A / 400 V~ 1 x CEE socket 32 A / 400 V~ 1 x socket outlet with earthing contact 250 V~
CEE adapter with 1 x LS 16 A C characteristic IP44 Rubberised housing	
349.014	Input: 1 x CEE plug 32 A Output: 1 x CEE socket 16 A
CEE adapter with 1.5 m supply cable: H07RN-F5G 1.5 mm² Screwed on Rewirable	
349.027	Input: 1 x CEE plug 16 A / 400 V~ Output: 3 x socket outlets with earthing contact 250 V~
349.035	Input: 1 x CEE plug 16 A / 400 V~ Output: 3 x CEE sockets 16 A / 400 V~



349.012 349.006



349.028 349.029



349.033 349.183



349.007 349.027



349.035

CEE wall-mounted combination socket, 400 V~, IP44

- Polycarbonate version with cable kink protection, splash-proof, 6h/5-pole

#	
910.002	Red 16 A 1 x CEE flush-mounted installation box 400 V~ 1 x socket outlet with earthing contact 250 V~



910.002

Start Inrush current limiter, IP44

#	
230 V~ 1 phase	
349.017	Input: 1.5 m cable H07RN-F 3G 1.5 with earthing contact plug, black Output: 1 x socket outlet with earthing contact 230 V~/16 A, 3-pole Suitable for MCB 16 A characteristic B, C
400 V~ 3 phase	
349.018	Input: 1.5 m cable H07RN-F 5G 1.5; with CEE plug 400 V~/16 A, 5-pole Output: 1 x CEE socket 400 V~/16 A, 5-pole Suitable for MCB 16 A characteristic C, D



349.017



349.018



Spare parts: Fuse socket for CEE adapter 900.1086 | Fuse holder for CEE adapter 900.1061 | Micro fuse

Mounting plugs/ mounting couplings

SMART PLUG

- With lever and/or ejection mechanism
- Components VDE-approved

#	
	

Mounting plug – rewirable

933.008	Black
933.009	White



933.008



933.009

FLAT PLUG

- Without lever and/or ejection mechanism
- Components VDE-approved

#	
	

Mounting plug – rewirable

933.001	Black
933.002	White



933.001




933.002



May only be supplied to end user pre-wired | Only to be wired by qualified technicians

Further versions of **SMART PLUG** and **FLAT PLUG** can be found on page 37, 78 and 83.


Solid rubber plug 16 A/250 V~ | Black

#	
	
Contour plug, 2-pole	
919.179	For mounting on cables up to H07RN-F 2 x 2.50 mm ² , without earthing contact Snap latch
Plug	
913.173	IP44, DIN 49441-2-AR1 For mounting on cables up to H07RN-F 3G 2.50 mm ² Solid rubber insert with earthing contact Standardised snap latch and kink protection Lateral screws and insulated screw terminals Temperature range -40 °C to 70 °C
Right-angled plug	
919.171	IP44, DIN 49441-2-AR1 For mounting on cables up to H07RN-F 3G 2.50 mm ² Robust industrial version with solid rubber insert and earthing contact Standardised snap latch Screw terminals and metal strain relief sleeve Lateral screws and insulated screw terminals Temperature range -40 °C to 70 °C
919.178	With dual earthing contact system IP44, DIN 49441-2-AR1 For mounting on cables up to H07RN-F 3G 2.50 mm ² Robust industrial version with solid rubber insert and earthing contact Standardised snap latch Screw terminals and metal strain relief sleeve Lateral screws and insulated screw terminals Temperature range -40 °C to 70 °C



Solid rubber couplings 16 A/250 V~ | Black


- DIN 49440-2-D-AR1nik
- For mounting on cables up to H07RN-F 3G 2.50 mm²
- Temperature range -40 °C to 70 °C


#	
	
Coupling	
913.175	Solid rubber insert with earthing contact and lateral screws Robust industrial version with screw terminals and standardised snap latch
919.177	IP44 Thermoplastic insert with earthing contact, lateral screws and lid Robust industrial version with screw terminals and standardised snap latch
3-way coupling	
913.170	IP44 Solid rubber insert with earthing contact Robust industrial version with hinged lid and hanger, standardised snap latch and protective rubber sleeve Lateral screws and insulated screw terminals For permanent use out of doors and on construction sites




Rubber plugs and couplings 16 A/250 V~ | Black

- For mounting on cables up to H07RN-F 3G 2.50 mm²

#	
	
Coupling Thermoplastic insert with earthing contact and strain relief sleeve	
913.174	DIN 49440
919.176	IP44, DIN 49440 With lid
Plug IP44	
913.171	DIN 49441 Thermoplastic insert with dual earthing Also suitable for France and Belgium Rotatable strain relief sleeve for different cable cross-sections



 May only be supplied to end user pre-wired | Only to be wired by qualified technicians

Earthing contact plug 16 A/250 V~

#



Flat plug/angled | Shatter-proof version, with lateral entry | H05VV-F 3G 1.50 mm²

911.170 Black

911.270 White

911.470 Brown

Mounting plug | Small version, shatter-proof plastic, with separate strain relief sleeve, no small parts to lose | H05VV-F 3G 0.75 / 1.0 / 1.5 mm² | With dual earthing contact system and nickel-plated contacts, for e.g. Germany and France

910.100 Black

910.200 White

Right-angled plug | Shatter-proof plastic | Robust | With strain relief sleeve and protective rubber sleeve | With dual earthing contact system | H05VV-F 3G 0.75 / 1.0 / 1.5 mm²

960.102 Black

960.202 White

960.302 Grey

Right-angled plug | Small version | Shatter-proof plastic, with lateral earthing contact | H05VV-F 3G 1.5 mm²

911.172 Black

911.272 White

Right-angled plug with control switch | Shatter-proof plastic version, with 2-pole illuminated rocker switch | H05VV-F 3G 1.50 mm²

911.273 White

Right-angled plug with switch | Shatter-proof plastic version, with 2-pole rocker switch | H05VV-F 3G 1.50 mm²

911.171 Black

911.271 White

Central plug DIN 49441 | Large version | Shatter-proof plastic, with strain relief sleeve | H05VV-F 3G 1.0 mm²

910.971 Grey

Central plug DIN 49441 | Small version | Shatter-proof plastic, with strain relief sleeve | H05VV-F 3G 1.0 mm²

910.170 Black

910.270 White

910.470 Brown

Central plug | Large version | Shatter-proof plastic | Robust | With strain relief sleeve and protective rubber sleeve | With dual earthing contact system | H05VV-F 3G 0.75 / 1.0 / 1.5 mm²

960.101 Black

960.201 White

960.301 Grey



911.270

910.200



911.273

911.271



960.102

911.272



910.971

910.270



960.101

Couplings with earthing contact 16 A/250 V~

#



Large version | Shatter-proof plastic, with protective rubber sleeve | H05VV-F 3G 1.5 mm²

912.971 Grey

Large version | With shutter | Shatter-proof plastic | With strain relief sleeve and protective rubber sleeve | Robust | H05VV-F 3G 0.75 / 1.0 / 1.5 mm²

960.103 Black

960.203 White

960.303 Grey

Small version | Shatter-proof plastic | H05VV-F 3G 1.5 mm²

912.170 Black

912.270 White

912.470 Brown



912.971

960.103



960.203


960.303



May only be supplied to end user pre-wired | Only to be wired by qualified technicians

Euro plugs and couplings 2.5 A / 250 V~

- Plastic version
- Packed version: contains 3 items in plastic bag – only supplied in packaging unit of 3
- For flat cables up to H05VV-F 2 x 0.75 mm²

#		
Coupling		
900.012	Black With screw connection, packed, 3 items in each bag	
900.004	Black With screw connection, unpacked	
900.013	White With screw connection, packed, 3 items in each bag	
900.005	White With screw connection, unpacked	
Plug		
900.010	Black With screw connection, packed, 3 items in each bag	
900.002	Black With screw connection, unpacked	
900.011	White With screw connection, packed, 3 items in each bag	
900.003	White With screw connection, unpacked	



900.004



900.005



900.002



900.003

Safety connector Perilex plug 16 A | 400/230 V~

- Lateral entry, 3-pole + N + E
- IP20


#		
349.206	White	



349.206

International solid rubber plug and coupling 16 A/250 V~ | Black

- Up to max. H07RN-F 3G 2.5 mm²
- Belgian/French system
- IP44, thermoplastic and solid rubber version, with snap latch

#		
Coupling		
919.169	With snap latch and protection against contact With thermoplastic lid	
Plug		
913.169	With dual earthing contact With side fitting, screw terminals and insulated screw terminals	



919.169




913.169




May only be supplied to end user pre-wired | Only to be wired by qualified technicians

International plugs with earthing contact

#		
Australia, 10 A/250 V 3-pole With partially insulated pins and sleeve		
910.182	Black	
910.282	White	
England UK, 13 A/250 V~ Cables up to 3G 1.50 mm ² Plastic version Includes 13 A micro fuse With strain relief sleeve		
910.176	Black	
910.276	White	
Italy, 10 A/250 V~ 3-pole Thermoplastic version		
910.174	Black	
Switzerland CH, 10 A/250 V~ Cables up to 3G 1.00 mm ² Thermoplastic version With strain relief sleeve		
910.175	T12 plug, black	
910.275	T12 plug, white	
USA, 15 A/125 V~ 3-pole Nema 5-15P Non-polarised Thermoplastic version		
910.179	Black	
USA 2-pole Non-polarised, Duroplast		
910.178	Black	



International couplings with earthing contact


#		
England UK, 13 A/250 V~ With function display Thermoplastic version		
910.177	Black	
910.277	White	
Switzerland CH, 10 A/250 V~ (T13)		
912.174	Black	
912.274	White	
UTE/Belgium/France 16 A/250 V~ with earth pin With protective rubber sleeve Thermoplastic version		
912.173	Black	
912.273	White	




May only be supplied to end user pre-wired | Only to be wired by qualified technicians

Non-heating devices/ heating devices


Non-heating device plugs and sockets 10 A / 250 V~ | 70 °C | 2-pole with earthing contact

#		
C13 non-heating device socket with earthing contact For cables up to 3G 1.00 mm ² , thermoplastic version Screw connection, protective rubber sleeve and strain relief sleeve		
915.170	Black	
915.270	White	
915.970	Grey, similar to RAL7035	
C13 non-heating device built-in socket F Thermoplastic version with screw connection		
917.171	Black	
C13 non-heating device right-angled socket with earthing contact For cables up to 3G 1.00 mm ² , thermoplastic version Screw connection, protective rubber sleeve and strain relief sleeve, cable exit to right		
915.173	Black	
915.973	Grey, similar to RAL7035	
C14 non-heating device built-in plug E Thermoplastic version with screw connection		
917.170	Black	
C14 non-heating device plug with earthing contact For cables up to 3G 1.00 mm ² , thermoplastic version Screw connection, protective rubber sleeve and strain relief sleeve		
915.171	Black	
915.271	White	
915.971	Grey, similar to RAL7035	
C14 non-heating device right-angled plug with earthing contact For cables up to 3G 1.00 mm ² , thermoplastic version Screw connection, protective rubber sleeve and strain relief sleeve, cable exit to right		
915.172	Black	




Non-heating device plugs and sockets 16 A / 250 V~ | 70 °C

- 2-pole with earthing contact

#		
C19 non-heating device socket For cables up to 3G 1.5 mm ² Thermoplastic version With protective rubber sleeve for cable mounting		
915.174	Black	
C19 non-heating device built-in socket J Thermoplastic version		
917.172	Black	
C20 non-heating device built-in plug Thermoplastic version		
917.173	Black	
C20 non-heating device plug Thermoplastic version With protective rubber sleeve for cable mounting		
915.175	Black	



 May only be supplied to end user pre-wired | Only to be wired by qualified technicians

Heating device plugs and sockets | 2-pole with earthing contact

#



C15 A heating device socket | 10 A / 250 V~ | 155 °C | For cables up to 3G 1.00 mm² | Thermoplastic version | Screw connection, protective rubber sleeve and strain relief sleeve

916.170 Black

916.970 Grey (similar to RAL7035)

C16 A heating device in-built plug | E | 10 A / 250 V~ | 155 °C | Thermoplastic version with screw connection

918.170 Black

C21 heating device socket | 16 A / 250 V~ | 155 °C | Protective rubber sleeve for cable mounting

918.171 Black



916.970



918.170



918.171



May only be supplied to end user pre-wired | Only to be wired by qualified technicians



Wieland installation connection system

Cables fitted with the Wieland GST18 connector system are available to connect products to the mains power supply. The benefits of these cables and their plug connectors, which are used all over the world, are flexibility in terms of length, the possibility of interchanging them should length requirements change, and availability for a variety of countries. Even extending the power supply to other power strips presents no problem and can usually be done without tools.




wieland

1

Screw connection

- Ready to fit, with strain relief sleeve
- For cross-section 0.75–2.5 mm², solid and flexible conductors can be connected without ferrules
- For cable diameters 6.5–10.5 mm (H05VV, NYM)

#		
Device coupling, GST18i3		
375.505	Black Wieland 99.404.4396.1	
375.514	White Wieland 92.931.3053.0	
Device plug, GST18i3		
375.504	Black Wieland 99.403.4396.1	
375.517	White Wieland 92.932.3053.0	




375.505



375.504

Spring-loaded terminal

- Ready to fit, with strain relief sleeve
- For rigid cables of 1.5–2.5 mm² or flexible cables of 1.5 mm² with ferrules
- 2 connections per pole, not mounted, for cables H05VV, NYM (Ø 7.8–10.3 mm)

#		
Device coupling, GST18i3		
940.070	Bright red Wieland 92.933.0553.0	
940.071	Pebble grey Wieland 92.933.0153.0	
Device plug, GST18i3		
940.073	Bright red Wieland 92.934.0553.0	
940.074	Pebble grey Wieland 92.934.0153.0	




940.070



940.073

Spring-loaded snap-in

- With interlock
- Flexible cables 0.5–1.5 mm² with ferrules
- Rigid cables 0.5–2.5 mm²

#		
Built-in coupling, GST18i3		
375.507	Black Wieland 92.031.9658.1	
Built-in plug, GST18i3		
375.506	Black Wieland 92.032.9658.1	




375.507



375.506

Wieland installation connection system

Device supply cable, GST18

#		
GST18/earthing contact plug Halogen-free cable Cable: S05Z1Z1-F 3G 1.50 mm ² End 1: Right-angled plug with earthing contact End 2: Wieland GST18i3 socket		
375.044	2.0 m Black	
375.045	3.0 m Black	
375.046	5.0 m Black	
GST18/earthing contact plug Cable: H05VV-F 3G 1.50 mm ² End 1: Right-angled plug with earthing contact End 2: Wieland GST18i3 socket		
375.000	1.5 m Black	
375.075	2.0 m Black	
375.003	3.0 m Black	
375.005	4.0 m Black	
375.007	5.0 m Black	
375.039	10.0 m Black	
GST18/CH/Switzerland plug Cable: H05VV-F 3G 1.00 mm ² End 1: CH/Switzerland plug End 2: Wieland GST18i3 socket		
375.016	1.5 m Black	
375.017	3.0 m Black	
375.018	5.0 m Black	
GST18/UK 13 A plug Cable: H05VV-F 3G 1.50 mm ² End 1: 13 A UK plug End 2: Wieland GST18i3 socket		
375.068	2.0 m Black	
375.069	3.0 m Black	
375.070	4.0 m Black	



375.075




375.017



375.068

GST18 device supply cable with additional earth connection


- Pre-assembled power supply cables with integrated earth connection
- The power strip is earthed independently of the installation
- Ideal in combination with STEP power strips
- Table-mounted frames can be earthed independently of the integrated power strip

#		
GST18 earthing contact plug Cable: H05VV-F 3G 1.5 mm ² End 1: Right-angled plug with earthing contact End 2: Wieland GST18i3 socket with 0.3 m 1.5 mm ² green/yellow with M6 ring terminal		
375.115	2.0 m Black	
375.116	3.0 m Black	
375.117	5.0 m Black	



375.117


GST18 device extension cable

#		
GST18/GST18 Halogen-free cable Cable: H05Z1Z1-F3G 1.50 mm ² End 1: Wieland GST18i3 plug End 2: Wieland GST18i3 socket		
375.080	0.3 m Black	
375.081	1.0 m Black	
375.082	2.0 m Black	
375.083	3.0 m Black	
GST18/GST18 Cable: H05VV-F 3G 1.50 mm ² End 1: Wieland GST18i3 plug End 2: Wieland GST18i3 socket		
375.050	0.3 m Black	
375.053	1.0 m Black	
375.038	2.0 m Black	
375.055	3.0 m Black	



375.050

GST15/GST18 device extension cable


#		
GST15/GST18 Cable: H05VV-F 3G 1.50 mm ² End 1: Wieland GST15i3 plug End 2: Wieland GST18i3 socket		
375.127	1.5 m Black	
375.128	3.0 m Black	
375.129	5.0 m Black	



375.127

ST18 device supply cable/device extension cable

- old connector system, not pluggable under load

#		
ST18/earthing contact plug device supply cable Cable: H05VV-F 3G 1.50 mm ² End 1: Right-angled plug with earthing contact End 2: Wieland ST18/3 socket		
375.079	2.0 m Black	
375.040	3.0 m Black	
375.076	5.0 m Black	
ST18/ST18 device extension cable Cable: H05VV-F 3G 1.50 mm ² End 1: Wieland ST18/3 plug End 2: Wieland ST18/3 socket		
375.071	0.5 m Black	
375.072	1.0 m Black	
375.073	1.5 m Black	
375.064	3.0 m Black	




375.071



375.079

Interlocks

#		
Locking latch (interlock) Compliant with VDE 0628		
375.501	Black For snap-In fitted plug and coupling	
Interlock for device plugs and couplings Compliant with VDE 0628		
375.518	Black Snaps onto the relevant plugs and couplings	




375.501



375.518


Connectors/distributors

#		
Distributor block, GST18i3 For power distribution Input: 3-pole plug Output: 3-pole socket section		
375.123	1 x input, 3 x outputs Black With mounting option	
375.541	1x input 5x outputs Black With mounting option	
375.102	1 x input, 2 x outputs Black Without mounting option	
375.107	1 x input, 2 x outputs Black With mounting option	
Distributor block, GST18i5 Through wiring for 3-phase current, 5 and 3-pole Input: 1 x 5-pole plug Output: 1 x 5-pole socket 2x 3-pole socket per phase		
375.106	1 x input, 1 + 6 x output Black	
Intermediate coupling No interlock Allows easy linking of e.g. 2 STEP power strips with the same or different connector systems 1 x input (plug) and 1 x output (socket)		
375.500	GST/GST Black	
375.515	GST/ST Black	
375.516	ST/GST Black	



1

Accessories

#		
375.503	End cap Black Inserts into the snap-in fitted plug and coupling	
375.542	Base plate For GST18 distributor with mounting option	




Extension cables

1

16 A CEE extension cable | Rubber/neoprene

- 400 V~ | 70 °C | IP44
- End 1: CEE plug 16 A/6 h/400 V~
- End 2: CEE coupling 16 A/6 h/400 V~
- For outdoor use and on construction sites


#		
Cable: H07RN-F 5G 1.50 mm²		
344.170	5.0 m Black	
344.171	10.0 m Black	
344.172	25.0 m Black	
Cable: H07RN-F 5G 1.50 mm² With phase inverter		
344.174	10.0 m Black	
344.175	25.0 m Black	
Cable: H07RN-F 5G 2.50 mm²		
347.170	5.0 m Black	
347.171	10.0 m Black	
347.172	25.0 m Black	



347.172

32 A CEE extension cable | Rubber/neoprene

- 400 V~ | 70 °C | IP44
- End 1: CEE plug 32 A/6 h/400 V~
- End 2: CEE coupling 32 A/6 h/400 V~
- For outdoor use and on construction sites


#		
Cable: H07RN-F 5G 4.00 mm² Surrounding temperature during use up to 70°C		
346.170	5.0 m Black	
346.171	10.0 m Black	
346.172	25.0 m Black	
Cable: H07RN-F 5G 6.00 mm²		
348.171	10.0 m Black	
348.172	25.0 m Black	



346.172

Extension cable with earthing contact | Rubber/neoprene | 3-way rubber overhead coupling

- 16 A / 250 V~ | 70 °C | IP44
- End 1: Central plug with earthing contact
- End 2: 3-way rubber overhead coupling with hinged lid and standardised snap latch


#		
Cable: H07RN-F 3G 1.50 mm²		
343.174	5.0 m Black	
343.175	10.0 m Black	
343.176	25.0 m Black	



343.175

Extension cable with earthing contact | Rubber/neoprene | Heavy-duty version


- 16 A / 250 V~ | 70 °C | IP44
- End 1: Central plug with earthing contact
- End 2: Coupling with earthing contact with lid
- Heavy-duty version for outdoor use and on construction sites

#		
Cable: H07RN-F 3G 1.50 mm²		
343.170	5.0 m Black	
343.171	10.0 m Black	
343.172	25.0 m Black	
343.173	50.0 m Black	
Cable: H07RN-F 3G 2.50 mm²		
343.191	10.0 m Black	
343.192	25.0 m Black	



Extension cable with earthing contact | Rubber


- 16 A / 250 V~ | 70 °C | IP44
- End 1: Central plug with earthing contact
- End 2: Coupling with earthing contact with lid

#		
Cable: H05RR-F 3G 1.50 mm²		
343.179	10.0 m Black	
343.177	25.0 m Black	



Lawnmower extension cable | Rubber/neoprene


- 16 A / 250 V~ | 70 °C | IP44
- End 1: Central plug with earthing contact
- End 2: Coupling with earthing contact with lid

#		
Cable: H07RN-F 3G 1.50 mm²		
343.373	15.0 m Red	
343.370	25.0 m Red	
343.372	35.0 m Red	
343.371	50.0 m Red	



Extension cable with earthing contact | PVC


- 16 A / 250 V~ | 70 °C | IP20
- End 1: Central plug with dual earthing contact system, moulded
- End 2: Coupling with earthing contact, moulded with lid

#		
Cable: H05VV-F 3G 1.50 mm²		
341.879	10.0 m Orange	
341.870	25.0 m Orange	



Extension cable with earthing contact | PVC

- 16 A / 250 V~ | 70 °C
- End 1: Right-angled plug with dual earthing contact system, moulded
- End 2: Coupling with earthing contact, moulded

#		
Cable: H05VV-F 3G 1.50 mm²		
341.284	2.0 m White	
341.184	2.0 m Black	
341.285	3.0 m White	
341.185	3.0 m Black	
341.287	4.0 m White	
341.286	5.0 m White	
341.186	5.0 m Black	
341.288	7.5 m White	
341.289	10.0 m White	
341.189	10.0 m Black	
341.281	15.0 m White	
Cable: H05VV-F 3G 1.50 mm² With shutter		
341.200S	2.0 m White	
341.201S	3.0 m White	
341.202S	5.0 m White	
341.203S	10.0 m White	




341.285



341.201S

Euro extension cable | PVC

- 2.5 A / 250 V~ | 70 °C
- End 1: Euro plug, mounted, type 20
- End 2: Euro coupling, mounted, type 23


#		
Cable: H03VVH2-F2 0.75 mm²		
233.284	2.0 m White	
233.184	2.0 m Black	
233.285	3.0 m White	
233.185	3.0 m Black	
233.286	5.0 m White	
233.186	5.0 m Black	



233.284

C14/C13 non-heating device extension cable | PVC

- 10 A / 250 V~ | 70 °C
- End 1: C14 non-heating device plug
- End 2: C13 non-heating device socket


#		
Cable: H05VV-F 3G 0.75 mm²		
356.974	2.0 m Grey Individually packed	
Cable: H05VV-F 3G 1.00 mm²		
356.900	0.5 m Grey Individually packed	
356.119	0.5 m Black Unpacked	
356.901	0.75 m Grey Individually packed	
356.169	0.75 m Black Individually packed	
356.902	1.0 m Grey Individually packed	
356.120	1.0 m Black Unpacked	
356.903	1.5 m Grey Individually packed	
356.127	1.5 m Black Unpacked	
356.904	2.0 m Grey Individually packed	
356.171	2.0 m Black Individually packed	
356.975	3.0 m Grey Individually packed	



356.975

C20/C19 non-heating device extension cable | PVC

- 16 A / 250 V~ | 70 °C
- End 1: C20 non-heating device plug
- End 2: C19 non-heating device socket

#		
Cable: H05VV-F 3G 1.50 mm²		
356.1731	0.5 m Black	
356.910	0.5 m Grey	
356.911	0.75 m Grey	
356.1733	1.0 m Black	
356.918	1.0 m Grey	
356.183	1.5 m Black Unpacked	
356.174	2.0 m Black Unpacked	
356.936	2.0 m Grey	
356.175	3.0 m Black Unpacked	



356.910



356.174

SMART PLUG extension cable

- With lever and/or ejection mechanism
- Components VDE-approved

#	
Coupling with earthing contact With 1.5 m H05VV-F 3G 1.5	
933.013	White
Coupling with earthing contact With 3.0 m H05VV-F 3G 1.5	
933.011	White



933.013

FLAT PLUG extension cable

- Without lever and/or ejection mechanism
- Components VDE-approved

#	
Coupling with earthing contact With 1.5 m H05VV-F 3G 1.5	
933.006	White



933.006




Further versions of **SMART PLUG** and **FLAT PLUG** can be found on page 37, 62 and 83.

Supply cables/ connection cables

Supply cable with earthing contact | Rubber/PUR

- Maximum load according to conductor cross-section | 250 V~
- End 1: Central plug with dual earthing contact system, moulded plug with splash-water protection!
- End 2: 30 mm stripped with ferrules


#		
Cable: H05BQ-F 3G 1.00 mm² Ø approx. 7.9 mm		
328.875	3.0 m Orange Unpacked	
328.876	5.0 m Orange Unpacked	
Cable: H07BQ-F 3G 1.50 mm² Ø approx. 8.6 mm		
327.875	3.0 m Orange Unpacked	
327.876	5.0 m Orange Unpacked	



328.875

Supply cable with earthing contact | Neoprene

- Maximum load according to conductor cross-section | 250 V~
- End 1: Central plug with dual earthing contact system, moulded plug with splash-water protection!
- End 2: 30 mm stripped with ferrules

#		
Cable: H05RR-F 3G 0.75 mm² Ø approx. 6.7 mm		
321.174	2.0 m Black Unpacked	
321.175	3.0 m Black Unpacked	
321.176	5.0 m Black Unpacked	
Cable: H07RN-F 3G 1.00 mm² Ø approx. 8.9 mm		
320.174	2.0 m Black Unpacked	
320.185	3.0 m Black Individually packed	
320.175	3.0 m Black Unpacked	
320.186	5.0 m Black Individually packed	
320.176	5.0 m Black Unpacked	
Cable: H07RN-F 3G 1.50 mm² Ø approx. 9.5 mm		
322.184	2.0 m Black Individually packed	
322.174	2.0 m Black Unpacked	
322.185	3.0 m Black Individually packed	
322.175	3.0 m Black Unpacked	
322.186	5.0 m Black Individually packed	
322.176	5.0 m Black Unpacked	
Cable: H07RN-F 3G 2.50 mm² Ø approx. 11.3 mm		
323.185	3.0 m Black Individually packed	
323.186	5.0 m Black Individually packed	



321.175

1

Supply cable with earthing contact | PVC


- Maximum load according to conductor cross-section | 70 °C
- End 1: Right-angled plug with dual earthing contact system, moulded
- End 2: 30 mm stripped with ferrules

#		
Cable: H03VV-F 3G 0.75 mm² Ø approx. 5.5 mm		
301.274	2.0 m White Unpacked	
301.174	2.0 m Black Unpacked	
301.974	2.0 m Grey Unpacked	
301.275	3.0 m White Unpacked	
301.175	3.0 m Black Unpacked	
Cable: H05VV-F 3G 1.00 mm² Ø approx. 7.0 mm		
304.274	2.0 m White Unpacked	
304.284	2.0 m White Individually packed	
304.174	2.0 m Black Unpacked	
304.184	2.0 m Black Individually packed	
304.974	2.0 m Grey Unpacked	
304.275	3.0 m White Unpacked	
304.285	3.0 m White Individually packed	
304.175	3.0 m Black Unpacked	
304.185	3.0 m Black Individually packed	
304.276	5.0 m White Unpacked	
304.176	5.0 m Black Unpacked	
Cable: H05VV-F 3G 1.50 mm² Ø approx. 8.0 mm		
305.274	2.0 m White Unpacked	
305.284	2.0 m White Individually packed	
305.174	2.0 m Black Unpacked	
305.184	2.0 m Black Individually packed	
305.974	2.0 m Grey Unpacked	
305.275	3.0 m White Unpacked	
305.285	3.0 m White Individually packed	
305.175	3.0 m Black Unpacked	
305.185	3.0 m Black Individually packed	
305.975	3.0 m Grey Unpacked	
305.276	5.0 m White Unpacked	
305.176	5.0 m Black Unpacked	



Supply cable with earthing contact | PVC


- 10 A / 250 V~ | 70 °C
- End 1: Central plug with dual earthing contact system, moulded
- End 2: 30 mm stripped with ferrules

#		
Cable: H03VV-F 3G 0.75 mm² Ø approx. 5.5 mm		
311.273	1.5 m White Unpacked	
312.174	2.0 m Black Individually packed	
312.275	3.0 m White Individually packed	
312.175	3.0 m Black Individually packed	



Supply cable with earthing contact | PVC | With intermediate switch

- 10 A / 250 V~ | 70 °C
- Not rewirable
- Switch dimensions: 60 x 26 x 13 mm
- End 1: Right-angled plug with dual earthing contact system, moulded
- End 2: 30 mm stripped with ferrules, 1-pole intermediate switch – fitted after approx. 50 cm


#		
Cable: H03VV-F 3G 0.75 mm² Ø approx. 5.5 mm		
302.274	2.0 m White Unpacked	
302.174	2.0 m Black Unpacked	



302.274

Iron supply cable | Textile

- 10 A/250 V~ | 150 °C
- End 1: Central plug with dual earthing contact system, moulded
- End 2: 30 mm stripped with ferrules


#		
Cable: H03RT-F 3G 1.00 mm² – TEXTILE Ø approx. 6.5 mm		
313.176	3.0 m Grey/white Individually packed	



313.176

Vacuum cleaner replacement cable | PVC

- 10 A / 250 V~ | 70 °C
- End 1: contour plug, moulded
- End 2: 30 mm stripped with ferrules


#		
Cable: H05VV-F 2 x 0.75 mm² Ø approx. 6.4 mm		
240.187	6.3 m Black Individually packed	
240.189	10.0 m Black Individually packed	



240.189

Contour supply cable | Rubber/PUR

- Maximum load according to conductor cross-section | 70 °C
- End 1: Contour plug, moulded
- End 2: 30 mm stripped with ferrules


#		
Cable: H05BQ-F 2 x 1.00 mm² Ø approx. 6.8 mm		
244.875	3.0 m Orange Unpacked	
244.876	5.0 m Orange Unpacked	
Cable: H07BQ-F 2 x 1.50 mm² Ø approx. 8.3 mm		
249.875	3.0 m Orange Unpacked	
249.876	5.0 m Orange Unpacked	



244.875

Contour supply cable | Neoprene


- Maximum load according to conductor cross-section | 70 °C
- End 1: Contour plug, moulded
- End 2: 30 mm stripped with ferrules
- Ideal connecting cable for power tools

#		
Cable: H07RN-F 2 x 1.00 mm² Ø approx. 7.7 mm		
246.174	2.0 m Black Unpacked	
246.175	3.0 m Black Unpacked	
246.185	3.0 m Black Individually packed	
246.375	3.0 m Red Unpacked	
246.176	5.0 m Black Unpacked	
246.186	5.0 m Black Individually packed	
246.376	5.0 m Red Unpacked	
Cable: H07RN-F 2 x 1.50 mm² Ø approx. 8.7 mm		
248.174	2.0 m Black Unpacked	
248.175	3.0 m Black Unpacked	
248.185	3.0 m Black Individually packed	
248.176	5.0 m Black Unpacked	
248.186	5.0 m Black Individually packed	



Contour supply cable | PVC


- 10 A / 250 V~ | 70 °C
- End 1: Contour plug, moulded
- End 2: 30 mm stripped with ferrules

#		
Cable: H05VV-F 2 x 1.00 mm² Ø approx. 6.5 mm		
241.275	3.0 m White Unpacked	
241.175	3.0 m Black Unpacked	



Euro supply cable | PVC


- 2.5 A / 250 V~ | 70 °C
- End 1: 2.5 A Euro plug, moulded
- End 2: 25 mm stripped with ferrules


#		
Cable: H03VVH2-F 2 x 0.75 mm² Flat cable approx. 3.6 x 5.6 mm		
202.274	2.0 m White Unpacked	
202.284	2.0 m White Individually packed	
202.174	2.0 m Black Unpacked	
202.184	2.0 m Black Individually packed	
202.275	3.0 m White Unpacked	
202.285	3.0 m White Individually packed	
202.175	3.0 m Black Unpacked	
202.185	3.0 m Black Individually packed	



Euro supply cable with intermediate switch | PVC


- 2.5 A / 250 V~ | 70 °C
- End 1: Euro plug 2.5 A, moulded
- End 2: 25 mm stripped with ferrules, 1-pole intermediate switch installed after approx. 50 cm
- Switch dimensions: 63 x 25 x 14 mm

#	
	
Cable: H03VVH2-F 2 x 0.75 mm²	
211.274	1.8 m White Unpacked
211.174	1.8 m Black Unpacked



FLAT PLUG supply cable | PVC


- Without lever and/or ejection mechanism
- Components VDE-approved

#	
	
Ferrules With 1.5 m H05VV-F 3G 1.5 10 cm stripped	
933.004	White



C13 non-heating device supply cable | PVC

- 10 A / 250 V~ | 70 °C
- End 1: Right-angled plug with dual earthing contact system, moulded
- End 2: C13 non-heating device socket


#	
	
Cable: H05VV-F 3G 0.75 mm²	
351.174	2.0 m Black Unpacked
351.184	2.0 m Black Individually packed
351.974	2.0 m Grey Unpacked
351.984	2.0 m Grey Individually packed
Cable: H05VV-F 3G 1.00 mm²	
353.175	3.0 m Black Unpacked
353.185	3.0 m Black Individually packed
353.975	3.0 m Grey Unpacked
353.985	3.0 m Grey Individually packed
Cable: H05VV-F 3G 1.50 mm²	
356.172	0.5 m Black Individually packed
356.905	0.5 m Grey Individually packed
356.1721	0.75 m Black Individually packed
356.906	0.75 m Grey Individually packed
356.1722	1.0 m Black Individually packed
356.907	1.0 m Grey Individually packed
356.1723	1.5 m Black Individually packed
356.908	1.5 m Grey Individually packed
354.127	2.0 m Black Unpacked
356.909	2.0 m Grey Individually packed



Further versions of **FLAT PLUG** can be found on page 37, 62 and 78.

C19 non-heating device supply cable | PVC

- 16 A / 250 V~ | 70 °C
- End 1: Right-angled plug with dual earthing contact system, moulded
- End 2: C19 non-heating device socket

#		
356.939	1.0 m Grey Individually packed	
Cable: H05VV-F 3G 1.50 mm²		
356.1971	0.5 m Black Individually packed	
356.1973	1.0 m Black Individually packed	
356.1974	1.5 m Black Individually packed	
356.1975	2.0 m Black Individually packed	
352.174	2.0 m Black Unpacked	
352.175	3.0 m Black Unpacked	




356.939



352.175

Heating device supply cable | Rubber

- 10 A / 250 V~ | 155 °C
- End 1: Central plug with dual earthing contact system, moulded
- End 2: Heating device socket 10 A, mounted (916.170)


#		
Cable: H05RR-F 3G 1.00 mm² Ø approx. 6.5 mm		
372.174	2.0 m Black Unpacked	
372.184	2.0 m Black Individually packed	



372.174

Small appliance supply cable | PVC

- 2.5 A / 250 V~
- End 1: Euro flat plug, moulded
- End 2: Small appliance socket, moulded


#		
Cable: H03VVH2-F 2 x 0.75 mm² Flat cable approx. 3.6 x 5.6 mm		
251.173	1.5 m Black Unpacked	
251.183	1.5 m Black Individually packed	



251.173

Cooker connecting cable with ferrules | PVC

- 16 A/250 V~ | 70 °C
- End 1: 50 mm stripped with ferrules
- End 2: 110 mm stripped with ferrules, 140 mm green/yellow protective conductor

#		
Cable: H05VV-F 3G 2.50 mm² Ø approx. 10.1 mm		
118.270	1.5 m White Unpacked	
Cable: H05VV-F 5G 1.50 mm² Ø approx. 9.5 mm		
116.280	1.5 m White Individually packed	
116.270	1.5 m White Unpacked	
116.271	2.0 m White Unpacked	
116.272	3.0 m White Unpacked	
Cable: H05VV-F 5G 2.50 mm² Ø approx. 11.3 mm		
119.280	1.5 m White Individually packed	
119.270	1.5 m White Unpacked	
119.281	2.0 m White Individually packed	
119.271	2.0 m White Unpacked	
119.272	3.0 m White Unpacked	



116.271

Cooker connecting cable with fork-type lugs | PVC

- 16 A/250 V~ | 70 °C
- End 1: 50 mm stripped with ferrules
- End 2: 110 mm stripped with ferrules, 140 mm green/yellow protective conductor


#		
Cable: H05VV-F 5G 2.50 mm² Ø approx. 11.3 mm		
119.274	2.0 m White Unpacked	



119.274

Transparent connection cable

- Leads FEP T 180 °C/sheath PVC T 90 °C 300/500 V, earth conductor threads green/yellow
- End 1: 40 mm stripped with ferrules
- End 2: 40 mm stripped with ferrules
- Dual-insulated cable

#		
FEP/PVC, 3 x 0.75 mm²		
130.080	1.5 m	
130.081	3.0 m	
150.072	50.0 m ring	
FEP/PVC, 3 x 1.50 mm²		
131.080	1.5 m	
131.081	3.0 m	
150.070	50.0 m ring	
FEP/PVC, 5 x 0.75 mm²		
132.080	1.5 m	
132.081	3.0 m	
151.072	50.0 m ring	
FEP/PVC, 5 x 1.50 mm²		
133.080	1.5 m	
133.081	3.0 m	
151.070	50.0 m ring	



130.081

Properties and application examples

- For contour and earthing contact supply cable
- contour supply cable: 244.875/244.876/249.875/249.876
- earthing contact supply cable: 328.875/328.876/327.875/327.876

Cable construction

- Copper conductors, fine-stranded, tin-plated
- Wire insulation made from ethylene/propylene rubber
- Sheath made from polyurethane, blend type 11Ym1 in accordance with VDE 0250 Part 818/585

Example applications

- Outdoors and in dry, damp and wet rooms
- For high mechanical stresses on construction sites, in workshops, in mechanical and plant engineering and in the chemical industry
- Wherever high requirements for abrasion-resistance, impact-resistance and oil-resistance are laid down
- Particularly suitable as a supply cable for hand-held power tools


We can provide custom configurations to suit your specification or following free consultation with our experts. As a manufacturer of many years' standing, we possess a wealth of know-how. See page 316 onwards (international plugs and couplings).

For suitable **cooker connection socket**, see page 53.

Spiral cables

Spiral extension cable with earthing contact plug | PVC

- Elongation factor 1:4 | 70 °C
- End 1: Earthing contact central plug with double protective contact system, moulded
- End 2: Coupling with earthing contact, moulded


#		
YMHY-J 3G 1.50 mm², Ø approx. 8.4 mm, CID: approx. 10 mm, CED: approx. 27 mm		
672.280	White Coil length: 500 mm Operating length: 2,000 mm	
672.180	Black Coil length: 500 mm Operating length: 2,000 mm	
672.281	White Coil length: 1000 mm Operating length: 4,000 mm	
672.181	Black Coil length: 1000 mm Operating length: 4,000 mm	



672.280

Spiral cable with earthing contact | PUR | Orange

- Insulation: Rubber | Sheath: PUR | Elongation factor 1:5 | 70 °C
- End 1: Length 100 mm straight, central plug with dual earthing contact system, moulded
- End 2: Length 200 mm incl. 30 mm stripped, with ferrules

#		
H07BQ-F 3G 1.50 mm², Ø approx. 9.5 mm, CID: approx. 13 mm, CED: approx. 32 mm		
665.870	Orange Coil length: 500 mm Operating length: 2,500 mm	
665.871	Orange Coil length: 1,000 mm Operating length: 5,000 mm	



665.871

Contour supply cable | PUR | Orange

- Insulation: Rubber | Sheath: PUR | Elongation factor 1:5 | 70 °C
- End 1: Contour plug, moulded
- End 2: Length 100 mm incl. 30 mm stripped, with ferrules


#		
H05BQ-F 2 x 1.00 mm², Ø approx. 7 mm, CID: approx. 9 mm, CED: approx. 23 mm		
624.871	Orange Coil length: 1,000 mm Operating length: 5,000 mm	



624.871

Spiral supply cable with earthing contact | PVC

- Insulation: PVC | Sheath: PVC | Elongation factor 1:4 | 70 °C
- End 1: Right-angled plug with dual earthing contact system, moulded
- End 2: Length 100 mm incl. 30 mm stripped, with ferrules

#		
YMHY-J 3G 1.50 mm², Ø approx. 8.4 mm, CID: approx. 10 mm, CED: approx. 27 mm		
663.270	White Coil length: 500 mm Operating length: 2,000 mm	
663.170	Black Coil length: 500 mm Operating length: 2,000 mm	
663.271	White Coil length: 1,000 mm Operating length: 4,000 mm	
663.171	Black Coil length: 1,000 mm Operating length: 4,000 mm	



663.271

Spiral cable, PUR

- Insulation: PVC | Sheath: PUR | Elongation factor 1:5 | 70 °C

#

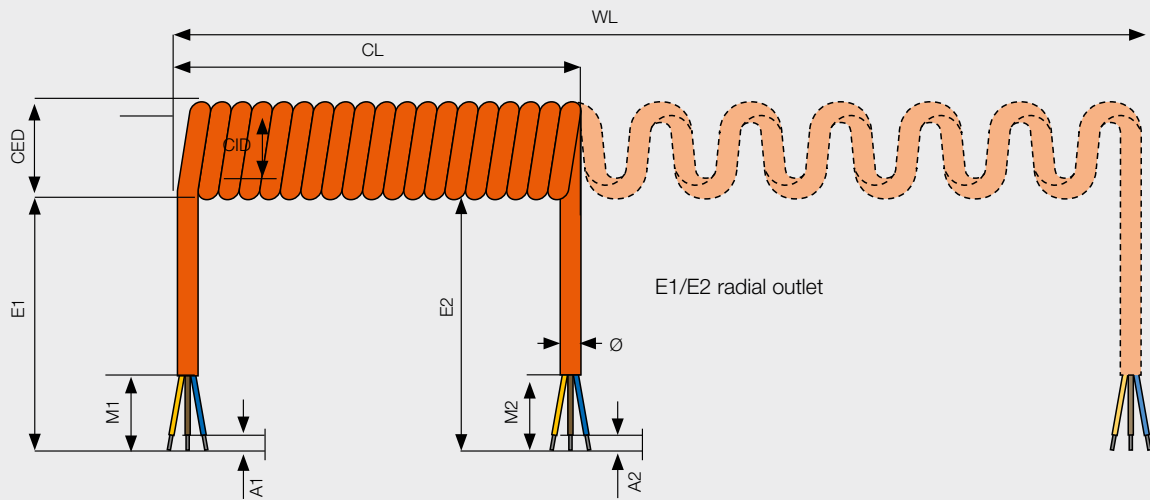


YMH11Y-J 5x 1.50 mm², Ø approx. 10.0 mm, CID: approx. 18 mm, CED: approx. 39 mm

693.280	White Coil length: 500 mm Operating length: 2,500 mm
693.180	Black Coil length: 500 mm Operating length: 2,500 mm
693.281	White Coil length: 1,000 mm Operating length: 5,000 mm
693.181	Black Coil length: 1,000 mm Operating length: 5,000 mm
693.282	White Coil length: 1,500 mm Operating length: 7,500 mm
693.182	Black Coil length: 1,500 mm Operating length: 7,500 mm



693.280



- | | |
|-----------------------|------------------------|
| Coil length (CL) = | closed length |
| Working length (WL) = | max. stretched length |
| Ø = | Cable diameter |
| CID = | coil internal diameter |
| CED = | coil external diameter |
| E1 = | end 1 |
| E2 = | end 2 |
| M1 = | stripped |
| A1 = | ferrule |

Spiral cable, PUR

- Insulation: Rubber | Sheath: PUR | Elongation factor 1:5 | 70 °C
- End 1/end 2: 200 mm each, cut flush
- Characteristics: good chemical resistance, good resistance to cold, microbe-resistant, excellent abrasion- and notching-resistance, high resistance to chafing and grinding, good reset force
- Example applications: for machines and systems that require VDE-compliant connections and in mechanical engineering, construction equipment, electric tools, communication technology
- Particularly suitable for outdoor use or in damp environments; UV-resistant

#	
H07BQ-F 3G 1.50 mm², Ø approx. 9.5 mm, CID: approx. 13 mm, CED: approx. 32 mm	
684.880	Orange Coil length: 500 mm Operating length: 2,500 mm
684.881	Orange Coil length: 1,000 mm Operating length: 5,000 mm
684.882	Orange Coil length: 1,500 mm Operating length: 7,500 mm
H07BQ-F 3G 2.50 mm², Ø approx. 10.8 mm, CID: approx. 18 mm, CED: approx. 40 mm	
682.880	Orange Coil length: 500 mm Operating length: 2,500 mm
682.881	Orange Coil length: 1,000 mm Operating length: 5,000 mm
682.882	Orange Coil length: 1,500 mm Operating length: 7,500 mm
H07BQ-F 5G 1.50 mm², Ø approx. 11.3 mm, CID: approx. 18 mm, CED: approx. 41 mm	
685.880	Orange Coil length: 500 mm Operating length: 2,500 mm
685.881	Orange Coil length: 1,000 mm Operating length: 5,000 mm
685.882	Orange Coil length: 1,500 mm Operating length: 7,500 mm
H07BQ-F 5G 2.50 mm², Ø approx. 13.7 mm, CID: approx. 18 mm, CED: approx. 46 mm	
683.880	Orange Coil length: 500 mm Operating length: 2,500 mm
683.881	Orange Coil length: 1,000 mm Operating length: 5,000 mm
683.882	Orange Coil length: 1,500 mm Operating length: 7,500 mm
H07BQ-F 7G 1.50 mm², Ø approx. 13.9 mm, CID: approx. 18 mm, CED: approx. 46 mm	
681.880	Orange Coil length: 500 mm Operating length: 2,500 mm
681.881	Orange Coil length: 1,000 mm Operating length: 5,000 mm
681.882	Orange Coil length: 1,500 mm Operating length: 7,500 mm



684.880

Spiral cable, PUR

- Insulation: PVC | Sheath: PUR | Elongation factor 1:5 | 70 °C
- End 1/end 2: 200 mm each, cut flush
- Characteristics: good chemical resistance, good resistance to cold, excellent abrasion- and notching-resistance, very good reset force
- Example applications: connection cables for engineering, the construction industry or robotics


#	
YM11Y-J 3G 1.50 mm², Ø approx. 8.0 mm, CID: approx. 13 mm, CED: approx. 29 mm	
692.280	White Coil length: 500 mm Operating length: 2,500 mm
692.180	Black Coil length: 500 mm Operating length: 2,500 mm
692.281	White Coil length: 1,000 mm Operating length: 5,000 mm
692.181	Black Coil length: 1,000 mm Operating length: 5,000 mm
692.282	White Coil length: 1,500 mm Operating length: 7,500 mm
692.182	Black Coil length: 1,500 mm Operating length: 7,500 mm



692.280

Spiral cable, PVC

- Insulation: PVC | Sheath: PVC | Elongation factor 1:4 | 70 °C
- Characteristics: good value, low mechanical resistance, medium chemical resistance, medium reset force
- Example applications: lamps, IT systems and mobile devices/equipment


#		
YMHY-J 3G 1.50 mm², Ø approx. 8.4 mm, CID: approx. 10 mm, CED: approx. 27 mm		
654.280	White Coil length: 500 mm Operating length: 2,000 mm	
654.180	Black Coil length: 500 mm Operating length: 2,000 mm	
654.281	White Coil length: 1,000 mm Operating length: 4,000 mm	
654.181	Black Coil length: 1,000 mm Operating length: 4,000 mm	
654.282	White Coil length: 1,500 mm Operating length: 6,000 mm	
654.182	Black Coil length: 1,500 mm Operating length: 6,000 mm	



654.280

Lamp spiral cable

- Insulation: PVC | 70 °C
- Ends: 140 mm each, incl. 80 mm stripped, with ferrules

#		
LIY11Y-J 5x 1.50 mm², Ø approx. 10 mm, CID: approx. 13 mm, CED: approx. 34 mm Sheath: PUR, elongation factor 1:5		
693.283	White Coil length: 400 mm Operating length: 2,000 mm	
YMHY-J 3G 1.50 mm², Ø approx. 8.4 mm, CID: approx. 10 mm, CED: approx. 27 mm Sheath: PVC, elongation factor 1:4		
654.283	White Coil length: 400 mm Operating length: 1,600 mm	
654.284	White Coil length: 800 mm Operating length: 3,200 mm	



654.284

Properties and application examples

Leads PVC/sheath PVC

- Good value, low mechanical stiffness, medium chemical resistance, medium reset force
- For household appliances, lamps and IT systems

Leads PVC/sheath PUR

- Good chemical resistance, good resistance to cold, excellent abrasion and notching resistance, very good oil resistance, good restoring force.
- For connection cables in engineering and the building industry (construction equipment)

Leads rubber PUR/sheath PUR

- Good wear-resistance, good chemical resistance, good resistance to cold, excellent abrasion- and notching-resistance, very good oil-resistance, good reset force
- For machines and systems that require VDE-compatible connections: For example, mechanical engineering, construction equipment, electric tools, communication technology – particularly suitable for outdoor use or in damp environments

Accessories

Cablesafe box, IP64

- Offers outstanding protection for socket strips, extension cables and adapters
- 6 cable entries with separate strain relief sleeves
- Lockable and mountable from the back side; very robust construction
- For permanent use in the garden and on construction sites
- Ideal for Christmas lights, garden equipment and camping

#	
904.100	Light grey Suitable for cable diameters from H05VV-F 3G 1.50 mm ² to H07RN-F3G 1.50 mm ² UV-resistant Suitable for e.g. SMART, item no. 387.270 Usable surface: W x H x D: 280 x 120 x 190 mm



904.100

Cable box set, IP44

- For connecting cables
- Set in plastic bag: 1 x cable box, 2 x cable grommets, 1 x stopper

#	
924.351	Black 230 V~ 16 A Cable types up to H07RN-F 3G 2.50 mm ²



924.351

Cablesafe, IP44

- Offers the best protection for plugged joints of power cables
- Ideal for permanent use out of doors and on building sites because it is watertight and shuttered
- Protects the plug connections of your Christmas and party illuminations
- Practical applications for camping and for use with electric lawnmowers

#	
919.371	Orange Max. cable diameter 9 mm Internal dimensions 180 mm long, Ø 60 mm



919.371

Cable-carrying aid

- Handle facilitates transport of long cables or tubes
- Adjustable and flexible

#	
394.179	Orange




394.179

Flexible cable guide

1

CABLE RETRACTOR - cable pull-out

- W x H x D: 220 x 220 x 50 mm
- Black
- Cable pulls out to 1.5 m
- Can only be used in combination with the CABLE RETRACTOR mount
- Cable gland 917.032 is required for installation
- Keeps patch cables at the ready and neatly tidied away
- Easy operation – pulled out by hand
- Mechanical spring-action retraction of cables not required

#	
930.550	Cable spool end: CAT6 coupling Cable end: CAT6 plug
930.551	Cable spool end: HDMI coupling Cable end: HDMI plug




930.550

930.551

CABLE RETRACTOR – mount

- Black
- Can only be used in combination with CABLE RETRACTOR - cable pull-out
- Many combinations possible with BACHMANN desk connection panels

#	
930.500	W x H x D: 225 x 185 x 115 mm Holds up to three cable pull-outs Fits under the TOP FRAME without frame connection panel
930.501	W x H x D: 200 x 155 x 75 mm Holds up to three cable pull-outs Fits under the CONI COVER and POWER FRAME connection panels
930.502	W x H x D: 305 x 100 x 75 mm Holds up to two cable pull-outs Fits under the POWER FRAME connection panel
930.503	W x H x D: 225 x 185 x 65 mm Holds up to three cable pull-outs Fits under the CONI connection panel
930.504	W x H x D: 240 x 180 x 110 mm Holds up to three cable pull-outs Fits under the CONFERENCE connection panel



930.500

930.501




930.502


930.503



Mounted under the table, this combination
is the perfect solution for tidy cabling.



Flexible cable guide system

#	
	
Cable-Snake® Classic Horizontal and vertical cable guide 3-chamber system to separate low-current, data and power cables 46 chain links, W x H: approx. 53 x 23 mm Length when separated: approx. 100 cm, when pushed together: approx. 72 cm	
930.030	Black
930.031	Silver
Cable-Snake® Cube Horizontal and vertical cable guide 2-chamber system to separate data and power cables 34 chain links, W x H: approx. 55 x 25 mm Length when separated: approx. 100 cm, when pushed together: approx. 69 cm	
930.058	Black
930.059	Silver
Cable-Snake® Pro Horizontal and vertical cable guide Increased resistance to being stepped on, even in the vicinity of junctions 5 chain links can withstand short-term loads of up to 120 kg 2-chamber system to separate data and power cables Can also be connected directly to Cable-Snake® Classic 34 chain links, W x H: approx. 90 x 24 mm Length when separated: approx. 100 cm, when pushed together: approx. 70 cm	
930.032	Black
930.033	Silver



930.031



930.059



930.033

1



The chain links are safe to step on and break-proof, and can be moved about relative to one another

The power strip is earthed independently of the installation



Plug in, shorten, lengthen – totally tailored to your needs.

Flexible cable guide system

#



Cable-Snake® FLEX II | As addition to set item no. 930.022 and 930.023 | For seating/standing combinations | 54 links, length approx. 100 cm

930.020 Black

930.021 Silver

Cable-Snake® FLEX II set | Vertical cable guide | 38 chain links, W x H: approx. 55 x 22 mm | 1 x metal base plate in appropriate colour | 1 x table attachment in appropriate colour | 2-chamber system to separate data and power cables and for ceiling suspensions | Length incl. base plate and table attachment approx. 75 cm

930.022 Black

930.023 Silver

Cable-Snake® Premium set | Vertical cable guide | Design-oriented premium set: 16 chain links, W x H: approx. 70 x 35 mm | 1 x metal base plate in appropriate colour | 1 x table attachment in appropriate colour | The chain links can be pushed together completely to form a self-locking, elliptical cable duct. | 2-chamber system to separate data and power cables | Length including base plate and table attachment approx. 78 cm | Length without accessories approx. 75 cm | Length when pushed together: approx. 59 cm in the set

930.049 Black

930.050 Silver

930.082 White

Cable-Snake® Quadro | As addition to Quadro set item no. 930.016 and 930.017 | For seating/standing combinations (height-adjustable) or table heights from 75 cm and for ceiling suspensions | 32 links, length approx. 100 cm

930.018 Black

930.019 Silver

Cable-Snake® Quadro set | Vertical cable guide | Functional set with a strong design element: 23 quadratic chain links, W x H: approx. 45 x 45 mm | 1 x metal base plate in appropriate colour | 1 x table attachment in appropriate colour | The Quadro system is very stable and can therefore be used for ceiling-based installations for room heights of up to approx. 5 metres. | 2-chamber system to separate data and power cables | Length including base plate and table attachment approx. 76 cm

930.016 Black

930.017 Silver



930.023



930.021



930.050



930.017




930.019



Special geometry enables individual cables to be unfurled through the sides of the links without risking crushing

2 connector shoulders for the transmission of forces, including torques and lateral forces

Furniture connection

#	
	
	Easy-Bridge for smooth floors Aluminium floor duct, can be stepped on, length 100 cm The Cable-Snake® Pro, Cube, Flex, Flex II and Classic can be connected directly
930.028	Silver
	Easy-Bridge for carpet Aluminium floor duct, can be stepped on, length 100 cm The Cable-Snake® Pro, Cube, Flex, Flex II and Classic can be connected directly Including connecting links
930.027	Silver
	Easy-Connect Universal coupling
930.026	Silver
	Easy-Desk-2B Adapter for vertical connections on furniture Can be combined with Easy-Stop and Easy-Steel Includes two 4 x 12 mm screws
930.029	Black
930.090	Silver
	Easy-Desk-3G Easy-Steel mounting bar fastening Adapter for horizontal connection
930.025	Silver
	Easy-Steel mounting bar
930.024	Length 750 mm, diameter 5 mm
	Easy-Stop-2B2K 3-part cable strain relief for Cable-Snake® Classic, Cube and Pro Can be combined with Easy-Desk-2B and Easy-Steel Includes clamping screws For max. 16 cables
930.091	Black
930.092	Silver
	E-Cube-K-540® power column for supply of power and data
930.166	To hold sockets indoors (e.g. item no.: 333.0122) Material: Anodised aluminium/plastic Dimensions: Height approx. 54 cm/Lid approx. 22.3 x 22.3 cm/Base approx. 24 x 24 cm Hole diameter approx. 80 mm Including blind lid



930.027



930.026



930.090



930.025




930.024



930.092


1

Floor connection

#		
Easy-Cap Cover cap for Easy-Switch connections that are not needed		
930.044	Black	
930.045	Silver	
Easy-Clip-L Floor outlet adapter for all common floor outlets For Cable-Snake® Pro and Cube		
930.054	Black L x W: Approx. 91.5 x 51 mm	
Easy-Clip-S Floor outlet adapter for all common floor outlets For Cable-Snake® Classic		
930.036	Black L x W: Approx. 86 x 47 mm	
Easy-Cover-I Combined with Easy-Outlet floor unit Connection for 1 x Cube, Pro, Classic or Flex Material: PP for use in floor outlet		
930.138	Silber	
Easy-Cover-Premium Combined with Easy-Outlet floor unit Connection for 1 x Cable-Snake® Premium Material: PP for use in floor outlet		
930.165	Black	
Easy-Cover-Quadro Combined with Easy-Outlet floor unit Connection for 1 x Cable-Snake® Quadro Material: PP for use in floor outlet		
930.164	Black	
Easy-Cover telescopic cover for floor unit Telescopic cover set for Easy-Outlet floor unit		
930.100	Black	
930.137	Silver	
Easy-Outlet floor unit Floor level installation unit Tight-braced fastening Suited to dry-maintained raised and false floors		
930.098	Black	
930.099	Silver	
Easy-Switch distributor For Cable-Snake® Classic, Cube and Pro 3-way distributor Includes 4 coupling links of Cable-Snake® Cube		
930.034	Black	
930.035	Silver	
Easy-Switch distributor including vertical connection for Cable-Snake® Premium For Cable-Snake® Classic, Cube and Pro 4-way distributor with fixing screw and base plate Includes 4 coupling links of Cable-Snake® Cube		
930.057	Black	




Ceiling connection

#		
Easy-Cover-I System attachment with low transmission of force to suspended ceilings Connection for 1 x Cube, Pro, Classic or Flex Material: POM for suspended ceilings		
930.094	White	
Easy-Cover-Premium System attachment with low transmission of force to suspended ceilings Connection for 1 x Cable-Snake® Premium Material: POM for suspended ceilings		
930.097	White	
Easy-Cover-Quadro System attachment with low transmission of force to suspended ceilings Connection for 1 x Cable-Snake® Quadro Material: POM for suspended ceilings		
930.096	White	




Automatic Wrap

- Simple installation with low costs and low labour input
- More flexible than coiled or wound solutions
- 25 % overlap for secure cable bundling
- Resistant to chemicals and solvents
- Halogen-free
- Resistant to cuts and abrasions
- Retains its shape within operating temperature range -75 °C to +125 °C

#		
Ø 2.54 cm = 1 inch Black		
930.900	1.0 m	
930.901	2.0 m	
930.902	3.0 m	
Ø 5.08 cm = 2 inch Black		
930.903	1.0 m	
930.904	2.0 m	
930.905	3.0 m	

Manual Wrap

- Strong Velcro fastener for frequent access
- Can be stretched over plugs and sockets
- Halogen-free
- Resistant to chemicals and solvents
- Melting point ~230 °C


#		
Ø 3.18 cm = 1¼ inch Black		
930.906	1.0 m	
930.907	2.0 m	
930.908	3.0 m	
Ø 5.08 cm = 2 inch Black		
930.909	1.0 m	
930.910	2.0 m	
930.911	3.0 m	

Wrap textile-fibre sleeve bundles and protect cables and wires in office and home environments. The expandable braided sheath assures fire- and abrasion-resistance with its mono fila-

ment fibres and is thus also ideal for professional and industrial use.



Manual Wrap




Automatic Wrap

Rigid cable guide

1

CABLE BRIDGE – the cable duct

- W x H 146 x 19 mm
- Anodised aluminium profile, with rippled surface to reduce slipping
- 3-chamber system allowing power and data cables to be routed separately
- Can be fixed (with double-sided tape) or screwed into place on the floor (see fixing accessories)

#		
Mounting accessories For screwing down cable ducts at the ends		
930.065	Contents: 4 units	
Straight element		
930.060	1.0 m	
930.061	2.0 m	
Connecting element For connecting straight elements Screws into place with integrated Allen bolts		
930.064	Contents: 2 units	
Angled element		
930.062	45°	
930.063	90°	



930.065




930.060
Straight element



930.064



930.062
Angled element



Straight element



Angled element



LOOP ROUND


LOOP ROUND brings order to any workplace: installed quickly and easily, the product routes cables to where they are needed. The functional, great-looking cable gland has a black brush insert and a removable, lockable lid, which can be fixed in four positions. In this way, even thick, rigid cables are not able to loosen the lid out of its anchoring. Simply push the cable gland into a standard hole to install it. Alternatively, the cable gland can be screwed directly into the furniture.

BENEFITS

- **Simple and elegant cable guide; also suitable for thick, rigid cables thanks to the lock**
- **Highly versatile as fits with all 80 mm holes**
- **Flexible, can also be fitted on the side**

Cable glands – LOOP ROUND

- For all 80 mm holes
- Lockable lid and integrated brush strip, black
- Mounting depth 21 mm
- Contact surface diameter 88 mm
- Material zinc die-cast alloy (Zamak)

#	
930.300	White aluminium (similar to RAL9006)
930.301	Stainless steel look
930.302	Black (similar to RAL9005)
930.303	White (similar to RAL9016)



Variant 1: LOOP ROUND



LOOP ROUND
Ring
930.301


LOOP ROUND
Lid
930.301

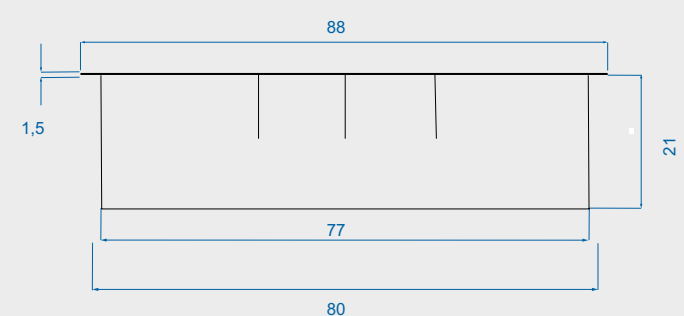
Variant 2: LOOP ROUND + LOOP IN



LOOP ROUND
Ring
930.301

LOOP IN
power input with
cable gland
938.001

 **Combines perfectly** with the LOOP IN function insert



Dimensions in mm

You will find the matching **LOOP IN power insert** for LOOP ROUND on page 145.



LOOP SQUARE

BACHMANN cable glands now make it even easier to access sockets and other fixtures under the tabletop: the product, available in an elegant, silver-anodised design, can be quickly and easily inserted into your table cut-out in the mounting frame and provides access to the standard cable trays already fitted under the tabletop. Cables can be very easily routed through the opening: thanks to the black brush insert, this is also possible when closed. When the flap is shut, the soft-close function means that annoying noise is greatly reduced, making this cable gland especially well suited to desks in offices and conference rooms. The rectangular cable gland can be combined with BACHMANN STEP and UNIVERSAL socket strips.

BENEFITS

- **Simple, elegant solution**
- **Integrated soft-close function with quiet closing makes for inconspicuous handling**
- **Can be used in any office environment thanks to simple, modern design**
- **Rounded edges permit CNC machining of the tabletop**

Cable glands – LOOP SQUARE

- Aluminium silver anodised with straight hinged lid
- Integrated brush strip in black
- Mounting depth: 25 mm
- Table cut-out dimensions: 113/233/353 x 113 mm

#	
930.310	Dimensions: 120 x 120 x 25 mm
930.320	Dimensions: 240 x 120 x 25 mm
930.330	Dimensions: 360 x 120 x 25 mm



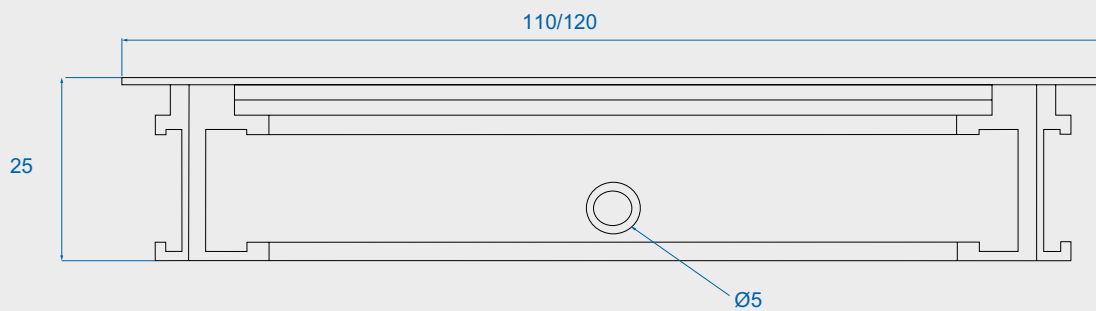
930.310



930.320



Integrated soft-close function



Dimensions in mm



LOOP SQUARE can also be combined with BACHMANN STEP and UNIVERSAL socket strips, among others.

Connection panels



Integrated units

VENID	106
CONFERENCE	108
TOP FRAME	110
CONI	114
CONI DUO	116
CONI COVER	118
CONEO	124
POWER FRAME COVER	126
POWER FRAME	128
KAPSA	134
DUE	138
TWIST	142
LOOP IN	145
PIX	147
MINI PIX	151
ELEVATOR	152
ELEVATOR COVER	156
WIRELESS CHARGER	
aircharge	157
INTUBLU	159

Surface-mounted units

DESK 2	161
DESK 2 ALU BLACK	169
DESK RAIL	173
DESK 1	175
CASIA	180

iotspot

iotspot	182
---------	-----

Floor units

Consolidation Point	184
---------------------	-----



VENID


As part of a modern work and conference environment, the VENID desk connection panel offers both exceptional design and high functionality. The original tabletop material can be integrated quickly and easily into the mounting frame, so the tabletop and connection panel form a harmonious unit.

Perfectly integrated into the surface, VENID not only looks elegant but also offers a practical benefit: used cables can be stowed away conveniently in the table. The cover, which can be folded open in either direction, is easy to operate and leaves space for the lateral cable guide. Two socket strips can be integrated into the VENID tray and equipped individually.

BENEFITS









- **Harmonious surface thanks to visually smooth integration**
- **Can be operated from either side for ease of use**
- **Practical benefit of cable storage**
- **Flexible equipment options for the socket strip**

VENID

#	
VENID mounting frame	
935.000	Aluminium black (anodised, E6/EV6) With mount to clip in the VENID tray Lid can be opened on both sides with end stop The original tabletop cut-out is inserted into the inner frame and screwed tight Max. tabletop thickness from 14 to 25 mm Dimensions: 371 x 180 x 57 mm Mounting depth of frame without mounting clips: 45 mm
VENID tray	
935.100	Sheet steel, black powder-coated Clips into VENID mounting frame Mount for two power strips Tray dimensions: 334 x 173 x 79 mm Mounting depth of frame with tray and power strip: 155 mm

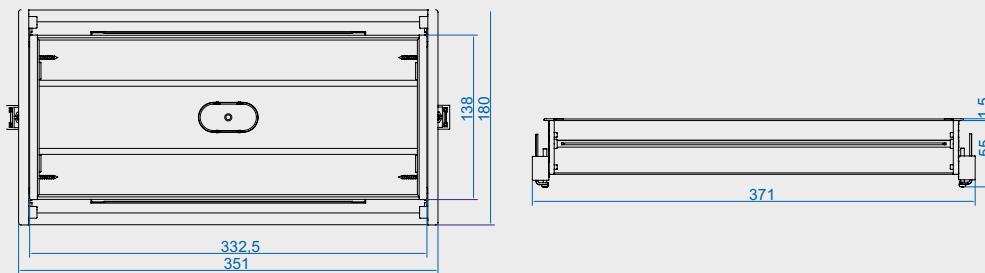


VENID power strips

#								
Medium Anodised aluminium profile Power input: 0.2 m cable and GST18 plug Incl. mounting bracket Width 229 mm								
936.009	3					35°		1
936.001	2					35°	A/A 15W	1
936.007	2					35°		2
936.003	1					35°	A/A 15W	2
936.005		1				45°	A/A 15W	1
936.010			3			35°		1
936.002			2			35°	A/A 15W	1
936.008			2			35°		2
936.004			1			35°	A/A 15W	2
936.015				3 (T13)		0°		1
936.014				2 (T13)		0°	A/A 15W	
936.013				1 (T13)		0°	A/A 15W	2
936.012					2	35°		1
936.006					1	35°	A/A 15W	1



 Cover **can be opened in both directions.**



VENID mounting frame | Dimensions in mm



To improve stability, it is recommended that the VENID tray is used in combination with the VENID mounting frame.

For suitable device supply cables, see page 69 onwards.

For suitable **Custom Modules**, see page 190 onwards.



CONFERENCE

CONFERENCE is a truly refined and discreet solution for individual access to power and data connections. For use in living and work environments, on conference and training desks or high-grade workstations, for example.

When not in use, CONFERENCE is integrated into the top of the furniture. When you need power or data, simply press with your finger to release the magnetic catch. The opening flap then swivels upwards. Once you have connected your notebook, projector, microphone, etc., you can close the opening flap again. The narrow closing flap opposite this adapts to the inserted cables – nothing is squashed, and the desk or table stays looking as elegant as before.



BENEFITS

- **Integrated into the surface of the furniture**
- **Simply press to open**
- **Flap can be closed with cables plugged in**
- **Complete power strip can be quickly interchanged**
- **Surface can be veneered**




Frameless

CONFERENCE without a frame is fitted from the underside of the tabletop. Only the pivoting flaps are visible on the tabletop. If necessary, the flaps can be customised to match the finish of your tabletop by applying a suitable veneer of up to 2 mm (this is not done ex works).

CONFERENCE with frame

- Material: Steel sheet
- Mounting depth: 110 mm
- Tabletop thickness: 11 - 44 mm

#		
Medium Dimensions (WxH): 285 x 182 mm		
338.0219	White aluminium (powder-coated, similar to RAL9006)	
338.0201	Moonstone metallic (powder-coated)	
338.0210	Chrome effect paint finish (powder-coated)	
X-large Dimensions (WxH): 467 x 182 mm		
338.0221	White aluminium (powder-coated, similar to RAL9006)	
338.0200	Moonstone metallic (powder-coated)	
338.0212	Chrome effect paint finish (painted)	



338.0201




338.0221



338.0212

CONFERENCE without frame

- Material: Steel sheet
- Mounting depth: 107 mm
- Tabletop thickness: 11 - 44 mm

#		
Medium Dimensions (WxH): 267 x 119 mm		
338.0231	White aluminium (powder-coated, similar to RAL9006)	
X-large Dimensions (WxH): 443 x 119 mm		
338.0230	White aluminium (powder-coated, similar to RAL9006)	



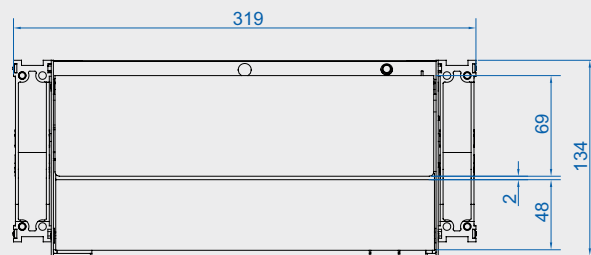
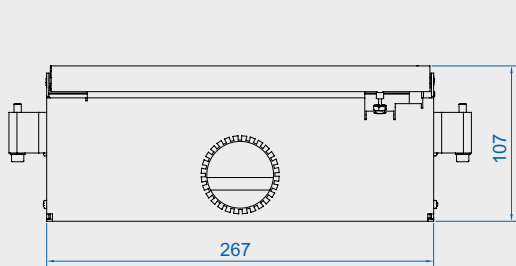
338.0231



338.0230



A **veneer** can be applied to the surface.



CONFERENCE without frame – Medium |
Dimensions in mm



Colour guides for the surface colours are available on page 111 onwards.

For suitable **power strips**, see page 112 onwards.

For suitable **cable management solutions**, see page 92 onwards.



TOP FRAME

TOP FRAME is the new power and data supply solution for living and work environments, such as conference facilities. The cover can be completely recessed, allowing power and data to be conveniently accessed from different sides. The balanced geometry of TOP FRAME fits elegantly into the surface of the furniture, so tables can even be fitted with high quality veneers







TOP FRAME is also elegantly simple to open: press down with your finger to simply and silently open TOP FRAME and close it again.

BENEFITS

- **Access to power supply and data from any side**
- **Opens silently**
- **Integrated into the surface of the furniture**
- **Can be installed flush with the surface of the furniture**
- **Version with surround frame suitable for subsequent assembly**




TOP FRAME, under-table version without frame

- Housing material: Steel sheet
- Lid material: Aluminium
- Mounting depth: 98 mm (110 mm incl. power strip)
- Tabletop thickness: 12 - 40 mm



#			
Medium lid	For mounting on TOP FRAME base (#925.100) With fixing screws		
925.0022	Aluminium (anodised, E1/EV1)		925.0023
925.0044	Aluminium (anodised & blasted/EV1)		
925.0047	Black (anodised & blasted/EV6)		925.0034
X-large lid	For mounting on TOP FRAME base (#925.101) With fixing screws		
925.0023	Aluminium (anodised, E1/EV1)		925.0049
925.0034	Aluminium (anodised & blasted/EV1)		
925.0049	Black (anodised & blasted/EV6)		925.101
Base	Black housing (powder-coated)		
925.100	Medium	Dimensions (W x H x D): 300 x 92 x 98 mm	
925.101	X-large	Dimensions (W x H x D): 483 x 92 x 98 mm	

TOP FRAME, tabletop version with frame

- Housing material: Steel sheet
- Lid material: Aluminium
- Mounting depth: 96 mm (108 mm incl. power strip)
- Tabletop thickness: 12 - 40 mm

#			
Medium	Colour: White aluminium (powder-coated, similar to RAL9006) Black housing (powder-coated)		
925.500	Asymmetrical	Dimensions (W x H x D): 341 x 162 x 110 mm	925.501
925.800	Symmetrical	Dimensions (W x H x D): 401 x 192 x 110 mm	
X-large	Colour: White aluminium (powder-coated, similar to RAL9006) Black housing (powder-coated)		925.801
925.501	Asymmetrical	Dimensions (W x H x D): 523 x 162 x 110 mm	
925.801	Symmetrical	Dimensions (W x H x D): 583 x 192 x 110 mm	

Colour guides

#			
917.029	Set of 5 colour charts Chart size 120 mm x 64 mm Colour chart set includes: White aluminium (similar to RAL9006), anthracite (similar to RAL7016), black (similar to RAL9005), white (similar to RAL9010), moonstone metallic		
			917.029



Access from **each side**.

For suitable **power strips**, see page 112 onwards.

For suitable **cable management solutions**, see page 92 onwards.

CONFERENCE and TOP FRAME power strips

- Profile: Anodised aluminium
- Socket colour: Black


#											
Medium Without power input/output Width 263 mm											
909.000							0°			4	263 x 52 x 42 mm
Medium Power input/output: GST18i3 Width 263 mm											
909.004	3						35°			1	263 x 52 x 42 mm
909.0056	2						35°	A/A 15W		1	263 x 52 x 42 mm
909.003	2						35°			2	263 x 52 x 42 mm
909.002	1						35°			3	263 x 52 x 42 mm
909.0024		1					45°			2	263 x 52 x 42 mm
909.011			3				35°			1	263 x 52 x 42 mm
909.0059			2				35°	A/A 15W		1	263 x 52 x 42 mm
909.010			2				35°			2	263 x 52 x 42 mm
909.025			1				35°			3	263 x 52 x 42 mm
909.0170				2 (T13)			0°	A/A 15W		1	263 x 52 x 42 mm
909.017				2 (T13)			0°			2	263 x 52 x 42 mm
909.028				1 (T13)			0°			3	263 x 52 x 42 mm
909.058					3		35°			1	263 x 52 x 42 mm
909.029					2		35°			2	263 x 52 x 42 mm
Medium Power input/output: GST18i3 Width 263 mm 0.3 m GST18 extension cable including T-distributor											
909.0180				3 (T13)			0°			1	263 x 52 x 42 mm
X-large Without power input/output Width 444 mm											
909.001							0°			8	444 x 52 x 42 mm
X-large Power input/output: GST18i3 Width 444 mm											
909.009	6						35°			2	444 x 52 x 42 mm
909.008	5						35°			3	444 x 52 x 42 mm
909.007	4						35°			4	444 x 52 x 42 mm
909.0057	3						35°	A/A 15W		4	444 x 52 x 42 mm
909.006	3						35°			5	444 x 52 x 42 mm
909.005	2						35°			6	444 x 52 x 42 mm
909.0026		4					45°			2	444 x 52 x 42 mm
909.0027		3					45°			3	444 x 52 x 42 mm
909.0058		3					45°	A/A 15W		2	444 x 52 x 42 mm
909.0029		2					45°			5	444 x 52 x 42 mm
909.0028		2					45°			4	444 x 52 x 42 mm
909.016			6				35°			2	444 x 52 x 42 mm
909.015			5				35°			3	444 x 52 x 42 mm
909.014			4				35°			4	444 x 52 x 42 mm
909.0060			3				35°	A/A 15W		4	444 x 52 x 42 mm
909.013			3				35°			5	444 x 52 x 42 mm
909.012			2				35°			6	444 x 52 x 42 mm
909.020				6 (T13)			0°			3	444 x 52 x 42 mm
909.0191				4 (T13)			0°			4	444 x 52 x 42 mm
909.0172				3 (T13)			0°	A/A 15W		4	444 x 52 x 42 mm
909.033				2 (T13)			0°			6	444 x 52 x 42 mm
909.0105					3		35°	A/A 15W		4	444 x 52 x 42 mm



909.0059



Accessories

#	
CONFERENCE guide rail set For power strips	
940.099	Guide rail, plastic, black Incl. 2 countersunk head screws, 2.9 x 13 mm with Torx to DIN 7982

For suitable **device supply cables**, see page 69 onwards.

For suitable **Custom Modules**, see page 190 onwards.



CONI

CONI brings flexibility to the work surface as it enables free, individual access to power. CONI's minimal mounting depth provides sufficient space, even if installed near the edge. A wide range of standard surfaces also ensures design freedom. When closed, the surface of the furniture and CONI produce an even surface. If power or data connections are needed, CONI can be opened, the desired plugs plugged in and closed again. The integrated brush insert prevents the cables from jamming. With CONI, you are free to decide how the sockets are configured because the power strip can be quickly replaced without any tools.



BENEFITS

- **Integrated into the surface of the furniture**
- **Minimal mounting depth, robust frame design**
- **Integrated brush insert for closing once cables have been plugged in**
- **Power strip can be interchanged quickly**
- **Suitable for subsequent assembly**

The black brush strips can easily be replaced with colour strips; no tools are required.


Simply remove the mounting frame from the top of the desk or table and unscrew the 3 re-usable plastic rivets.



CONI mounting frame

- Mounting frame material: Steel sheet
- Mounting depth of frame (without mounting clips): 56 mm
- Tabletop thickness: 10 – 35 mm

#	
Large Dimensions: 387 x 151 x 59 mm	
338.0206	Anthracite (powder-coated, similar to RAL7016)
338.0205	White aluminium (powder-coated, similar to RAL9006)
911.001	White (powder-coated, similar to RAL9010)
911.003	Black (powder-coated, similar to RAL9005)
911.005	Stainless steel (ground)
Small Dimensions: 255 x 151 x 59 mm	
338.0203	White aluminium (powder-coated, similar to RAL9006)
338.0204	Anthracite (powder-coated, similar to RAL7016)
911.000	White (powder-coated, similar to RAL9010)
911.002	Black (powder-coated, similar to RAL9005)
911.004	Stainless steel (ground)



2

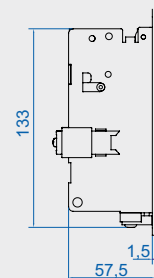
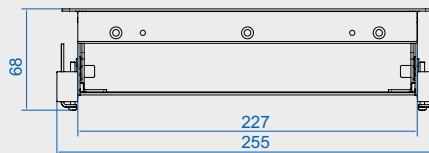

CONI holder

- For optional mounting on CONI mounting frame (small and large version)
- Allows excess lengths of cable to be stowed when plugged in
- Easy to fit by inserting into mounting frame (already fitted) using plastic rivets supplied
- Small extra mounting depth of approx. 20 mm in addition to depth of mounting frame
- Material/surface: Black steel sheet (powder-coated, similar to RAL9005)

#	
911.9100	Small CONI holder
911.9130	Large CONI holder



Integrated brush insert for closing once cables have been plugged in.



CONI – Small | Dimensions in mm

For suitable **power strips**, see page 121 onwards.

For suitable **cable management solutions**, see page 92 onwards.



CONI DUO

CONI DUO is ideal for narrow conference and training desks, but can also be used in any living and work environment. CONI DUO provides simple and unimpeded access to power, media and data connections from two sides. There is no reduction in leg room under the furniture.

When in a closed state, CONI DUO is fully integrated into the surface of the furniture. Cables can be very easily routed through the opening: thanks to the black brush insert, this is also possible when CONI DUO is closed.

BENEFITS

- **Access from two opposite sides**
- **Just one cut-out needed**
- **Integrated into the surface of the furniture**
- **Minimal mounting depth, robust frame design**
- **Integrated brush insert for closing once cables have been plugged in**

CONI DUO mounting frame

- Mounting frame material: Steel sheet
- Mounting depth (without mounting clips): 56 mm
- Tabletop thickness: 10 – 35 mm

#	
2x large	Dimensions: 782 x 151 x 68 mm
911.025	White aluminium (powder-coated, similar to RAL9006)
911.029	White (powder-coated, similar to RAL9010)
2x small	Dimensions: 512 x 151 x 68 mm
911.026	White aluminium (powder-coated, similar to RAL9006)
911.028	White (powder-coated, similar to RAL9010)



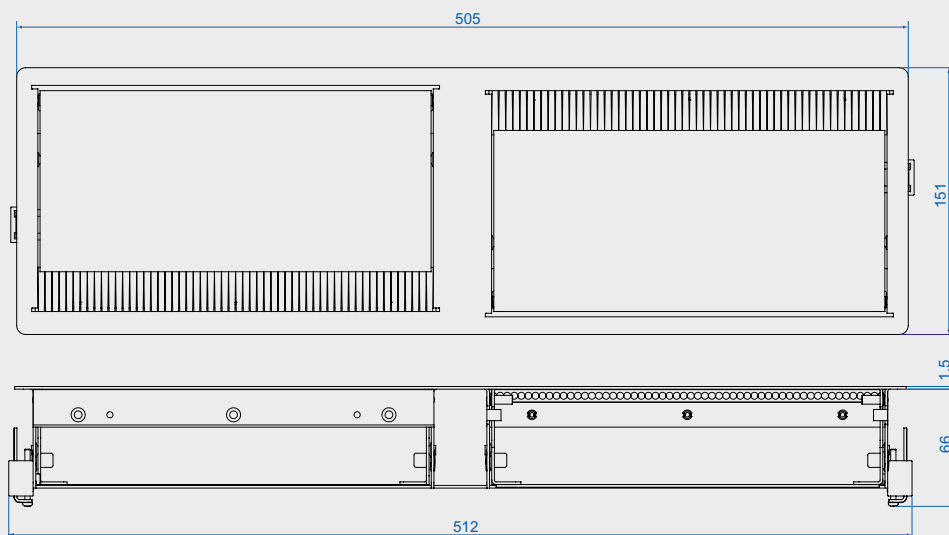
CONI bracket

- For mounting CONI power strips without using a mounting frame; can be installed under a desktop or tabletop in a cable tray, for example. Standard chipboard screws (which can be purchased from all good retailers) are required for mounting.
- Takes account of the rear-side outlet and bending radii of power and data connections.
- Material/surface: Black steel sheet (powder-coated, similar to RAL9005)

#	
CONI bracket, tall	
918.002	Black 2 items in plastic bag Distance between floor and socket outlet profile: 30 mm Distance between floor and top edge of multiple-socket outlet: 74 mm



Access from two **opposite sides**.



CONI DUO – Small | Dimensions in mm



Not compatible with “CONI Holder” accessories

For suitable **power strips**, see page 121 onwards.



CONI COVER

CONI COVER is an elegant way of accessing separate power supply units or standard cable installation systems under the surface of furniture. It is ideal for tables with built-in cable ducts, for example. CONI COVER can, of course, also be retrofitted to existing equipment.

To access the connections, the lid of the CONI COVER simply has to be opened. Thanks to the integrated brush insert, the cover can even be closed again with devices connected. The harmonious appearance of an “even” furniture surface is retained.

Both small and large versions of the CONI COVER mounting frame are available. They have an R5 corner radius, which enables them to be flush-mounted in the furniture. The mounting depth of approx. 24 mm is suitable for a minimum tabletop thickness of 16 mm. It is mounted with 4 screws. These are screwed on from the inside through corresponding holes on the long sides of the mounting frame. Mounting instructions and cut-out dimensions are included in the scope of delivery.

BENEFITS

- **Compatible with all makes of duct and furniture**
- **Ideal for subsequent assembly**
- **Integrated brush insert for closing even when cables are connected**
- **Now includes matching tray and mount for the socket strip**



Large CONI COVER mounting frame

Easy access to all power supply units located under the furniture surface.




The perfect combination

Our STEP and UNIVERSAL power strips are easy to mount under the table and can be combined with CONI COVER (when used without a CONI COVER tray).

CONI COVER mounting frame

- Material: Steel sheet
- Mounting depth of frame: 24 mm
- Tabletop thickness: min. 16 mm

#		
Large Dimensions: 387 x 148 x 23 mm		
338.0080	White aluminium (powder-coated, similar to RAL9006)	
911.501	White (powder-coated, similar to RAL9010)	
911.503	Black (powder-coated, similar to RAL9005)	
Small Dimensions: 248 x 148 x 23 mm		
338.0081	White aluminium (powder-coated, similar to RAL9006)	
911.500	White (powder-coated, similar to RAL9010)	
911.502	Black (powder-coated, similar to RAL9005)	



CONI COVER Large accessories

#		
918.0752	CONI COVER textile tray Additional protection for hanging cables In combination with CONI COVER tray Mounting by means of enclosed screws Black (similar to RAL9005)	
918.0754	Rubber covers for CONI COVER tray (packaging unit 8 pieces) Suitable for hole diameter 5 mm Latching mechanism Black (similar to RAL9005)	
918.0750	CONI COVER tray Attachment to tabletop with screws supplied Material: Aluminium Black (anodised, similar to RAL9005) Suitable for large CONI power strips Dimensions: 430 x 189 x 119 mm	



918.0752

Colour guides

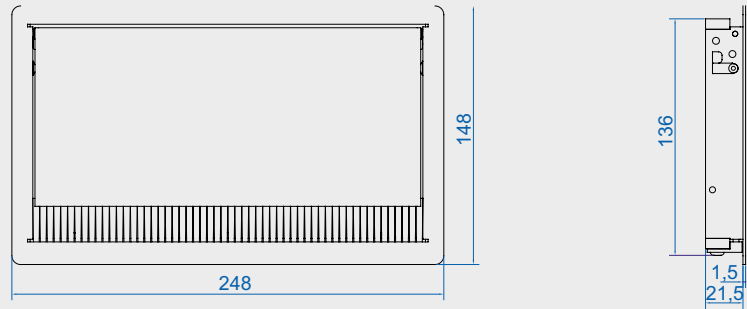
#		
917.029	Set of 5 colour charts Chart size 120 mm x 64 mm Colour chart set includes: White aluminium (similar to RAL9006), anthracite (similar to RAL7016), black (similar to RAL9005), white (similar to RAL9010), moonstone metallic	



917.029



Integrated brush insert for closing once cables have been plugged in.



CONI COVER – Small | Dimensions in mm


For suitable **power strips**, see page 121 onwards.

For suitable **cable management solutions**, see page 92 onwards.

Large CONI, CONI DUO and CONI COVER power strips

- Width: Approx. 356 mm
- Material: Anodised aluminium profile


#									
Without power input									
912.001									6
Power input: 0.2 m cable and GST18i3 plug									
912.008	5						35°		1
912.007	4						35°		2
912.006	3						35°		3
912.169	2						35°	C 60W	2
912.0168	2						35°	A/A 15W	3
912.005	2						35°		4
912.004	1						35°		5
912.035	1			3 (T13)			Other		2
912.0221		4					90°		2
912.021		4					90°		1
912.022		3					90°		3
912.1676		2					90°	C 60W	2
912.014			5				35°		1
912.013			4				35°		2
912.012			3				35°		3
912.1679			2				35°	C 60W	2
912.0172			2				35°	A/A 15W	3
912.011			2				35°		4
912.019				5 (T13)			0°		2
912.018				4 (T13)			0°		3
912.080				3 (T13)			0°	A/A 15W	3
912.1673				2 (T13)			0°	C 60W	2
912.017				2 (T13)			0°		4
912.0931					3		35°		3
912.1683					2		35°	C 60W	2
912.0056					2		35°		4
Power input: 2 x 0.2 m cable (black and red) and GST18i3 plug (black) Sockets: 1x black, 2x red									
912.024	3						35°		3
Power input: 2 x 0.2 m cable (black and red) and GST18i3 plug (black) Sockets: 2x black, 2x red									
912.025	4						35°		2



Large CONI, CONI DUO and CONI COVER power strips

- Width: Approx. 356 mm
- Material: Aluminium profile, powder-coated white, similar to RAL9010

#								
Plastic components white, similar to RAL9010 Power input: 0.2m with GST18								
912.702	4					35°	A&C 22W	
912.703	4					35°		1
912.706			4			35°	A&C 22W	
912.707			4			35°		1
912.710					4	35°	A&C 22W	
912.711					4	35°		1
912.714				4 (T13)		0°	A&C 22W	
912.715				4 (T13)		0°		1



For suitable **device supply cables**, see page 69 onwards.

For suitable **Custom Modules**, see page 190 onwards.

Small CONI and CONI DUO power strips

- Width: Approx. 217 mm
- Material: Anodised aluminium profile

#								
Power input: 0.2 m cable and GST18i3 plug								
333.1007	3					35°		
912.0156	2					35°	A/A 15W	
912.003	2					35°		1
333.1008	2					35°		2 x CAT6A
912.037	1			1 (T13)		Other		1
912.167	1					35°	A&C 22W	1
912.168	1					35°	C 30W	1
912.0167	1					35°	A/A 15W	1
912.002	1					35°		2
912.045		2				90°		1
912.1674		1				90°	A&C 22W	1
912.1675		1				90°	C 30W	1
912.1781		1				90°	A/A 15W	1
912.0080		1				90°		2
333.0500			3			35°		
912.010			2			35°		1
912.1677			1			35°	A&C 22W	1
912.1678			1			35°	C 30W	1
912.0171			1			35°	A/A 15W	1
912.009			1			35°		2
912.015				3 (T13)		0°		1
912.0400				2 (T13)		0°	A/A 15W	1
912.1671				1 (T13)		0°	A&C 22W	1
912.1672				1 (T13)		0°	C 30W	1
912.016				1 (T13)		0°		2
912.0071					2	35°		1




#								
912.1681					1	35°	A&C 22W	1
912.1682					1	35°	C 30W	1
912.0055					1	35°		2
912.000								3
Power input: 2 x 0.2 m cable (black and red) and GST18i3 plug (black)								
912.023	2					35°		1

Small CONI and CONI DUO power strips

- Width: Approx. 217 mm
- Material: Aluminium profile, powder-coated white, similar to RAL9010

#								
Plastic components white, similar to RAL9010 Power input: 0.2m with GST18								
912.713				2 (T13)		0°		1
912.712				2 (T13)		0°	A&C 22W	
912.709					2	35°		1
912.708					2	35°	A&C 22W	
912.705			2			35°		1
912.704			2			35°	A&C 22W	
912.701	2					35°		1
912.700	2					35°	A&C 22W	



For suitable **device supply cables**, see page 69 onwards.

For suitable **Custom Modules**, see page 190 onwards.



CONEO

CONEO – the quick and easy solution for integrating power and data connections into furniture in an elegant way.

Benefit from the custom modularity you can expect from BACHMANN and combine power supply with our choice of Custom Modules – for flexibility and adaptability, today and in the future.

BENEFITS

- **Quick and easy installation using special double-sided adhesive tape**
- **Set of items, comprising frame and socket strip**
- **Outstanding flexibility through the use of Custom Modules**
- **Minimum mounting depth for ample leg room, even where the units are fitted near the edge**
- **Cables can be routed when in closed state**



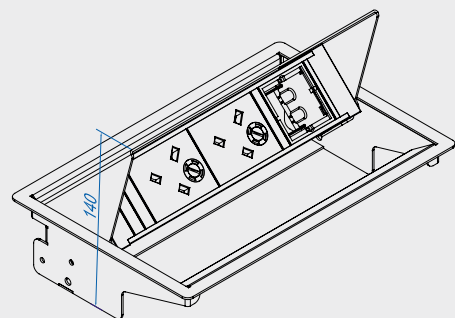
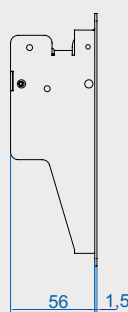

CONEO SET

- Mounting frame material: Steel sheet
- Socket material: Plastic, aluminium, black
- Dimensions: 255 x 169 x 58 mm
- Mounting depth of frame: 56 mm
- Tabletop thickness: all thicknesses (product is glued)

#						
White aluminium (powder-coated, similar to RAL9006) Power input: 0.2 m cable and GST18 plug						
900.406	2			35°	A/A 15W	1
900.402	2			35°		2
900.408	1			35°	A/A 15W	2
900.407		2		35°	A/A 15W	1
900.403		2		35°		2
White aluminium (powder-coated, similar to RAL9006) Power input: 0.2 m cable and GST18 plug						
900.400	3			35°		1
900.401		3		35°		1



Set of items: frame with integrated socket strip



Dimensions in mm

For suitable **device supply cables**, see page 69 onwards.

For suitable **Custom Modules**, see page 190 onwards.



POWER FRAME COVER

POWER FRAME COVER is the elegant and compact power and data supply solution.

POWER FRAME COVER has an attractive aluminium cover, designed for stylish living and work environments, which also protects power and data connections from dust and dirt.


When the lid is fully open, both sides offer unimpeded access.

BENEFITS

- **High-quality design for work and living spaces**
- **Accessible from various sides**
- **Protection against dirt and dust**
- **Wide range of configuration options with sockets and data, audio and video modules**
- **Quickly installs complete power strips**

AWARDS






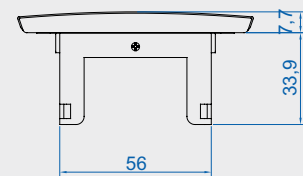

POWER FRAME COVER

- Material: Aluminium
- Mounting depth: 43 mm
- Tabletop thickness: all thicknesses (product is glued) | With screw connection, 10 mm and thicker

#		
Large Dimensions: 383 x 88 x 42 mm Mounting frame with aluminium flap for gluing into the furniture		
915.510	Black (painted, similar to RAL9005) Inner frame black	
915.504	Aluminium (anodised E8/EV1) Inner frame black	
915.524	White (painted, similar to RAL9010) Inner frame white	
Medium Dimensions: 300 x 88 x 42 mm Mounting frame with aluminium flap for gluing into the furniture		
915.028	Black (painted, similar to RAL9005) Inner frame black	
915.502	Aluminium (anodised E8/EV1) Inner frame black	
915.523	White (painted, similar to RAL9010) Inner frame white	
Small Dimensions: 257 x 88 x 42 mm Mounting frame with aluminium flap for gluing into the furniture		
915.033	Black (painted, similar to RAL9005) Inner frame black	
915.501	Stainless steel (painted) Inner frame black	
915.503	White (painted, similar to RAL9010) Inner frame black	
915.500	Aluminium (anodised E8/EV1) Inner frame black	
915.522	White (painted, similar to RAL9010) Inner frame white	



High-quality designer piece with protection against dust and dirt.



POWER FRAME COVER – Small | Dimensions in mm

For suitable **power strips**, see page 130 onwards.

For flush mounted **Custom Modules**, see page 205 onwards.
Please refer to the compatibility table from page 205 onwards.



POWER FRAME

POWER FRAME is the compact solution for integrated and easily accessible power and data connections for the workplace. It can be either factory-installed or supplied for subsequent assembly.

Combining compact dimensions with high-quality, timeless design, POWER FRAME opens up virtually unlimited application options that go far beyond the realm of office workstations. It is also perfect for sales showrooms and display windows, as well as trade fair and demonstration stands. In short, wherever secure and rapid connections are the order of the day.

Your chosen power strip simply plugs into the mounting frame from below without tools – a stroke of perfection. POWER FRAME is the ideal solution when you need compactness and efficiency.

BENEFITS

- **Compact dimensions**
- **Suitable for subsequent assembly**
- **Timeless design**
- **Versatile in application**
- **Quickly installs complete power strips**



Small POWER FRAME mounting frame

Colour: Grey metallic

Small POWER FRAME power strip

Width: 262 mm

POWER FRAME mounting frame

- Mounting frame material: Steel sheet
- Mounting depth: Mounting frame: 34 mm | Mounting frame incl. power strip + security bracket: 50 mm
- Tabletop thickness: min. 10 mm
- Corner radius: R5

#		
Large Dimensions: 369 x 73 x 36 mm		
317.007	White aluminium (powder-coated, similar to RAL9006)	
915.003	White (powder-coated, similar to RAL9010)	
915.006	Black (powder-coated, similar to RAL9005)	
Medium Dimensions: 284 x 73 x 36 mm		
915.005	White (powder-coated, similar to RAL9010)	
317.006	White aluminium (powder-coated, similar to RAL9006)	
915.004	Black (powder-coated, similar to RAL9005)	
Small Dimensions: 241 x 73 x 36 mm		
317.000	White aluminium (powder-coated, similar to RAL9006)	
317.001	Stainless steel	
915.000	Black (powder-coated, similar to RAL9005)	
915.001	White (powder-coated, similar to RAL9010)	



Colour guides

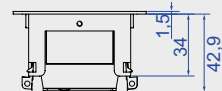

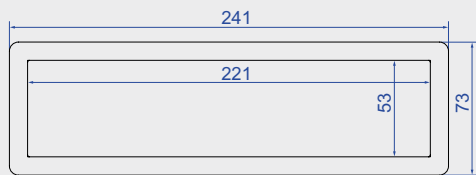
#		
917.029	Set of 5 colour charts Chart size 120 mm x 64 mm Colour chart set includes: White aluminium (similar to RAL9006), anthracite (similar to RAL7016), black (similar to RAL9005), white (similar to RAL9010), moonstone metallic	



917.029



Power strip is clicked into the mounting frame from underneath **without tools**.



POWER FRAME - Small | Dimensions in mm

For suitable **power strips**, see page 130 onwards.

POWER FRAME/POWER FRAME COVER aluminium power strips

#												
Large Width: 350 mm Power input: 0.2 m cable and GST18i3 plug												
916.0881	5									35°		1
916.007	3									35°		
916.025	2									35°		4
916.508	2									35°	C 60W	2
916.086		3								35°		
916.0361		3								90°		2
916.518		3								90°	A&C 22W	
916.522		3								90°	C 30W	
916.524		2								90°	C 60W	2
916.1110				4						35°		2
916.048				3						35°		
916.023				2						35°		4
916.532				2						35°	C 60W	2
916.123					3 (T13)					0°	A/A 15W	
916.024					3 (T13)					0°		4
916.516					2 (T13)					0°	C 60W	2
916.540							2			35°	C 60W	2
Large Width: 350 mm Power input: 0.5 m cable and GST18i3 plug												
916.1134	6									35°		
916.030	4									35°		2
Medium Width: 262 mm Power input: 0.2 m cable and GST18i3 plug												
916.054	4									35°		
916.502	3									35°	A&C 22W	
916.506	3									35°	C 30W	
916.173	3									35°	A/A 15W	
916.006	3									35°		1
916.0514	2									35°	A/A 15W	1
916.1000	2									35°		2
916.504	2									35°	A&C 22W	1
916.507	2									35°	C 30W	1
916.0041	1									35°	A/A 15W	2
916.1229		3								90°	A/A 15W	
916.0520		3								90°		1
916.520		2								90°	A&C 22W	1
916.523		2								90°	C 30W	1
916.0519		2								90°	A/A 15W	1
916.0821		2								90°		2
916.517		2								90°	A&C 22W	
916.0516		1								90°	A/A 15W	2
916.526				3						35°	A&C 22W	
916.530				3						35°	C 30W	
916.1227				3						35°	A/A 15W	
916.0621				3						35°		1
916.528				2						35°	A&C 22W	1
916.531				2						35°	C 30W	1
916.0411				2						35°	A/A 15W	1
916.047				2						35°		2



2

#								
916.0628			1			35°	A/A 15W	2
916.510				3 (T13)		0°	A&C 22W	
916.514				3 (T13)		0°	C 30W	
916.512				2 (T13)		0°	A&C 22W	1
916.515				2 (T13)		0°	C 30W	1
916.534					3	35°	A&C 22W	
916.538					3	35°	C 30W	
916.536					2	35°	A&C 22W	1
Small Width: 220 mm Power input: 0.2 m cable and GST18i3 plug								
317.100	3					35°		
916.501	2					35°	A&C 22W	
916.0040	2					35°	A/A 15W	
916.000	2					35°		1
916.503	1					35°	A&C 22W	1
916.505	1					35°	C 30W	1
916.0039	1					35°	A/A 15W	1
916.001	1					35°		2
916.1129		3				90°		
916.100		2				90°	A/A 15W	
916.082		2				90°		1
916.519		1				90°	A&C 22W	1
916.521		1				90°	C 30W	1
916.0510		1				90°	A/A 15W	1
916.091		1				90°		2
317.102			3			35°		
916.525			2			35°	A&C 22W	
916.002			2			35°		1
916.527			1			35°	A&C 22W	1
916.529			1			35°	C 30W	1
916.0042			1			35°	A/A 15W	1
916.003			1			35°		2
916.004				3 (T13)		0°		1
916.509				2 (T13)		0°	A&C 22W	
916.511				1 (T13)		0°	A&C 22W	1
916.513				1 (T13)		0°	C 30W	1
916.0270				1 (T13)		0°	A/A 15W	1
916.005				1 (T13)		0°		2
916.539					2	35°	C 30W	1
916.533					2	35°	A&C 22W	
916.535					1	35°	A&C 22W	1
916.537					1	35°	C 30W	1
916.010								3
Small Width: 220 mm Power input: 0.2 m cable and GST18i3 plug Front side: Socket Back side: Socket								
317.101	2					35°		2 x CAT6A RJ45, front side: socket; back side: Socket
916.020					2	35°		1
916.021					1	35°		2
Small Width: 220 mm Power input: 2.0 m cable with ferrules and mounting plug, included								
916.1192	3					35°		



#								
916.1193	2					35°	A/A 15W	
916.111			3			35°		
916.112			2			35°	A/A 15W	

POWER FRAME/POWER FRAME COVER aluminium power strips

- Aluminium profile, powder-coated white, similar to RAL9010

#								
Large Width: 350 mm Plastic components white, similar to RAL9010 Power input: 0.2 m cable and GST18i3 plug								
916.704	4					35°	A&C 22W	1
916.705	4					35°		2
916.716			4			35°	A&C 22W	1
916.717			4			35°		2
916.722				4 (T13)		0°	A&C 22W	1
916.723				4 (T13)		0°		2
916.728					4	35°	A&C 22W	1
916.729					4	35°		2
Medium Width: 262 mm Plastic components white, similar to RAL9010 Power input: 0.2 m cable and GST18i3 plug								
916.702	2					35°	A&C 22W	1
916.703	3					35°		1
916.714			2			35°	A&C 22W	1
916.715			3			35°		1
916.720				2 (T13)		0°	A&C 22W	1
916.721				3 (T13)		0°		1
916.726					2	35°	A&C 22W	1
916.727					3	35°		1
Small Width: 220 mm Plastic components white, similar to RAL9010 Power input: 0.2 m cable and GST18i3 plug								
916.700	2					35°	A&C 22W	
916.701	2					35°		1
916.712			2			35°	A&C 22W	
916.713			2			35°		1
916.718				2 (T13)		0°	A&C 22W	
916.719				2 (T13)		0°		1
916.724					2	35°	A&C 22W	
916.725					2	35°		1



POWER FRAME/POWER FRAME COVER plastic power strips

#								
Medium Width: 262 mm Power input: 0.2 m cable and GST18i3 plug								
916.0601	2					35°		2
916.0611	1					35°		3
Small Width: 220 mm Power input: 0.2 m cable and GST18i3 plug								
317.117	3					35°		
916.060	2					35°		1
916.061	1					35°		2
916.059			3			35°		
916.062			2			35°		1
916.063			1			35°		2



For suitable **device supply cables**, see page 69 onwards.

For flush mounted **Custom Modules**, see page 205 onwards.
Please refer to the compatibility table from page 205 onwards.



KAPSA

KAPSA's classic, reduced forms make it a power strip that is both design-orientated and space-saving – designed for the kitchen, office and many other areas in living and work environments.

The lid – which can be flipped open and replaced – provides protection against external influences and is available in several versions. Modular equipment options make flexible configuration in several lengths possible.

Installation from above guarantees simple mounting – also optionally available for subsequent mounting. A small mounting depth of approx. 45 mm and a solid design characterise KAPSA and confirm that: less is more.

BENEFITS


- **Easily interchangeable lid available in various versions**
- **Modular equipment options**
- **Aluminium lid with high-quality feel**
- **Small mounting depth (approx. 45 mm)**
- **Simple mounting from above; subsequent mounting also possible**



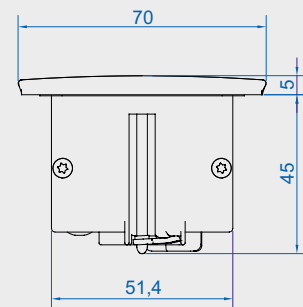
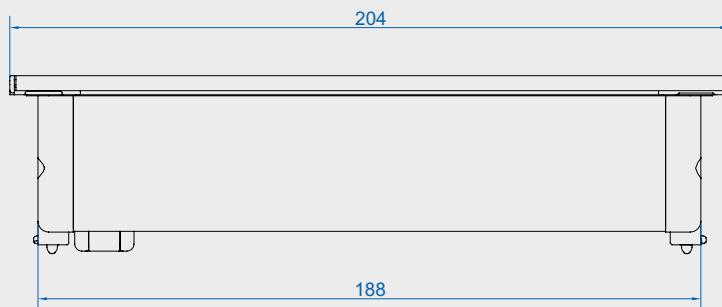
KAPSA lid

- Material: Aluminium

#	
Small Dimensions (WxHxD): 204 x 5 x 70 mm	
927.100	Stainless steel look
927.101	Matt black (painted, similar to RAL9005)
927.102	Matt white (painted, similar to RAL9010)
927.103	Aluminium (anodised E6/EV1)
X-small Dimensions (WxHxD): 151 x 5 x 70 mm	
927.300	Stainless steel look
927.301	Matt black (painted, similar to RAL9005)
927.302	Matt white (painted, similar to RAL9010)
XX-small Dimensions (WxHxD): 68 x 5 x 70 mm	
927.500	Stainless steel look
927.501	Matt black (painted, similar to RAL9005)
927.502	Matt white (painted, similar to RAL9010)



Lid can be changed **and easily retrofitted.**



KAPSA - Small | Dimensions in mm



Other colour versions available on request

For suitable **power strips**, see page 136 onwards.

For flush mounted **Custom Modules**, see page 205 onwards.
Please refer to the compatibility table from page 205 onwards.

Small KAPSA power strips

- Material: Plastic, aluminium
- Mounting depth without cable: 45 mm
- Tabletop thickness: 10 – 40 mm

#										
Power input: 0.2 m cable with GST18i3 Width 204 mm										
927.050	3					35°				204 x 50 x 70 mm
927.051	2					35°	A/A 15W			204 x 50 x 70 mm
927.052	2					35°			1	204 x 50 x 70 mm
927.062	1					35°			2	204 x 50 x 70 mm
927.701	1					35°	A&C 22W			204 x 50 x 70 mm
927.057		1				90°	A/A 15W		1	204 x 50 x 70 mm
927.706			1			90°	A&C 22W			204 x 50 x 70 mm
927.053				3		35°				204 x 50 x 70 mm
927.054					2	35°	A/A 15W			204 x 50 x 70 mm
927.055					2	35°			1	204 x 50 x 70 mm
927.707					1	35°	A&C 22W			204 x 50 x 70 mm
927.059					3 (T13)	0°				204 x 50 x 70 mm
927.060					2 (T13)	0°	A/A 15W			204 x 50 x 70 mm
927.061					2 (T13)	0°			1	204 x 50 x 70 mm
927.705					1 (T13)	0°	A&C 22W			204 x 50 x 70 mm
927.708						1	35°	A&C 22W		204 x 50 x 70 mm
927.702							A&C 22W		1	204 x 50 x 70 mm
Power input: 0.2m cable with GST18i3 Width 204 mm										
927.712	1					35°	A&C 22W			204 x 50 x 70 mm
Power input: 2.0 m cable with ferrules and mounting plug Width 204 mm										
927.000	3					35°				204 x 50 x 70 mm
927.001	2					35°	A/A 15W			204 x 50 x 70 mm
927.002	2					35°			1	204 x 50 x 70 mm
927.003				3		35°				204 x 50 x 70 mm
927.004					2	35°	A/A 15W			204 x 50 x 70 mm
927.005					2	35°			1	204 x 50 x 70 mm
927.010					2 (T13)	0°	A/A 15W			204 x 50 x 70 mm
927.013						3	35°			204 x 50 x 70 mm
927.015						2	35°	A/A 15W		204 x 50 x 70 mm
Power input: 2.0 m cable with mounted UK plug Width 204 mm										
927.006			3			90°				204 x 50 x 70 mm
927.012				2		90°	A/A 15W			204 x 50 x 70 mm
927.007					1	90°	A/A 15W		1	204 x 50 x 70 mm



KAPSA set, power strip + lid

- Matt black
- Material: Plastic, aluminium
- Mounting depth without cable: 45 mm
- Tabletop thickness: 10 – 40 mm

#										
Power input: 2.0 m cable with ferrules and mounting plug, included										
927.160	3					35°				204 x 50 x 70 mm
927.711	1					35°	A&C 22W			204 x 50 x 70 mm



2

X-small KAPSA power strips

- Material: Plastic, aluminium
- Mounting depth without cable: 45 mm
- Tabletop thickness: 10 – 40 mm

#									
Power input: 0.2 m cable with GST18i3 Width 151 mm									
927.251	1					90°	A/A 15W		151 x 50 x 70 mm
927.257		1				90°	A/A 15W		151 x 50 x 70 mm
927.254			1			90°	A/A 15W		151 x 50 x 70 mm
Power input: 2.0 m cable with ferrules and mounting plug Width 151 mm									
927.200	2					90°			151 x 50 x 70 mm
927.201	1					90°	A/A 15W		151 x 50 x 70 mm
927.203			2			90°			151 x 50 x 70 mm
927.204			1			90°	A/A 15W		151 x 50 x 70 mm
927.209				2 (T13)		0°			151 x 50 x 70 mm
Power input: 2.0 m cable with mounted UK plug Width 151 mm									
927.206		2				90°			151 x 50 x 70 mm
927.207		1				90°	A/A 15W		151 x 50 x 70 mm



XX-small KAPSA power strips

- Material: Plastic, aluminium
- Mounting depth without cable: 45 mm
- Tabletop thickness: 10 – 40 mm

#									
Width 68 mm									
927.410								1	68 x 50 x 70 mm
Power input: 2.0 m cable with ferrules and mounting plug Width 68 mm									
927.400	1					90°			68 x 50 x 70 mm
927.402			1			90°			68 x 50 x 70 mm
927.404				1 (T13)		90°			68 x 50 x 70 mm
Power input: 2.0 m cable with mounted UK plug Width: 68 mm									
927.406		1				90°			68 x 50 x 70 mm



Power strip and lid must be ordered separately

For suitable **device supply cables**, see page 69 onwards.

For flush mounted **Custom Modules**, see page 205 onwards.
Please refer to the compatibility table from page 205 onwards.



DUE

DUE is the ideal power strip for the kitchen. It guarantees an elegant power connection and can be used just as effectively in the office as in other areas. With its replaceable covers, it can be colour-coordinated to its surroundings or create accents as desired, even after installation.

The split cover allows DUE to be slid open as required, with a design that looks equally elegant when in use. The small mounting depth of approximately 45 mm allows it to be compactly integrated into kitchen worktops, or the wall, or installed above drawers.

BENEFITS

- **Replaceable covers available in black, white and stainless steel look**
- **Small mounting depth (approx. 45 mm)**
- **Space-saving even when open**
- **Supplied with installation template**

AWARDS

DESIGN PLUS

powered by: **light+building**




Focus Open 2016
Special Mention



DUE power strips

- Material: Plastic
- Mounting depth without cable: 45 mm
- Tabletop thickness: 10 – 40 mm

#						
Power input: 0.2 m cable with GST18i3 plug						
929.010	2			90°		139 x 67 x 49 mm
929.030	1			90°	1	139 x 67 x 49 mm
929.034		1		90°	1	139 x 67 x 49 mm
929.012			2	90°		139 x 67 x 49 mm
929.032			1	90°	1	139 x 67 x 49 mm
Power input: 2.0 m cable with ferrules and mounting plug, included						
929.000	2			90°		139 x 67 x 49 mm
929.002			2	90°		139 x 67 x 49 mm
Power input: 2.0 m cable with mounted UK plug						
929.004		2		90°		139 x 67 x 49 mm



DUE power strips with Custom Modules USB Charger

- Material: Plastic
- Mounting depth without cable: 45 mm
- Tabletop thickness: 10 – 40 mm


#						
Power input: 0.2 m cable with GST18i3 plug and T-distributor						
929.040	1			90°	A/A 15W	139 x 67 x 49 mm
929.044		1		90°	A/A 15W	139 x 67 x 49 mm
929.042			1	90°	A/A 15W	139 x 67 x 49 mm



Power strip and lid must be ordered separately

For suitable **device supply cables**, see page 69 onwards.

For flush mounted **Custom Modules**, see page 205 onwards.
Please refer to the compatibility table from page 205 onwards.



DUE lid

Interchangeable covers available in black, white and stainless steel look



DUE power strip

2

DUE lid

- Material: Plastic

#		
929.100	Surface in stainless steel look	
929.101	Black (similar to RAL9005)	
929.102	White (similar to RAL9010)	



929.100



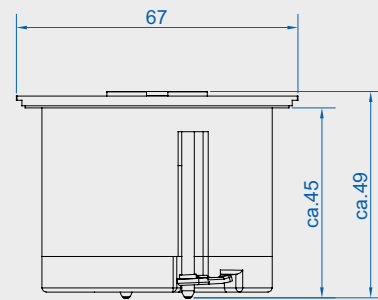
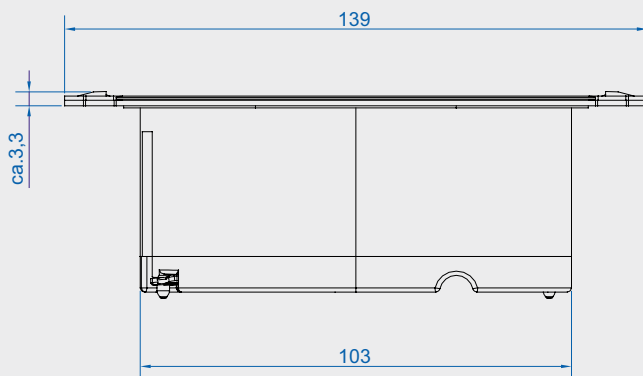
929.101



929.102



Space-saving even when open.



Dimensions in mm without lid




Power strip and lid must be ordered separately

For suitable **device supply cables**, see page 69 onwards.

For flush mounted **Custom Modules**, see page 205 onwards.
Please refer to the compatibility table from page 205 onwards.

Accessories

#	
Hole saw	
918.900	Mounting tool for hole saw with centre drill
Hole saw For installing DUE/PIX	
926.901	In wood/plastic Cutting depth up to 44 mm 56 mm diameter



918.900





TWIST

TWIST is a power strip for living and work environments, such as the office, lounge or kitchen. With its compact design and small mounting depth, it is easily integrated into desks or kitchen worktops. Because the power cable is routed close to the housing, the mounting depth is only around 40 mm, meaning that the unit can be easily mounted above a drawer.


With various surfaces and colours, TWIST blends easily into both modern and organic interiors. An ingenious fastening mechanism: after use, simply rotate the cover and the sockets disappear underneath it.

TWIST has won numerous highly renowned design prizes including the Good Design Award 2014, the Red Dot Product Design Award 2012, the Focus Open 2014 Silver and Interior Innovation Award 2014, the Best Office Award at the Office Next Moscow trade fair 2014 and lastly the Interzum Award: intelligent material & design 2015.

BENEFITS

- **Just 40 mm mounting depth**
- **Quick and easy to mount**
- **Suitable for subsequent assembly**
- **Space-saving cable guide**
- **Integrated water run-off**

AWARDS



TWIST

- Material: Cover disc: Metal | Socket: Plastic
- Mounting depth: 40 mm
- Tabletop thickness: min. 8 mm



Matt chrome | Power input: 0.2 m cable and GST18 plug

931.033	1		A/A 15W	42,5 x 115 mm
---------	---	--	---------	---------------

#						
931.001	1				2	42,5 x Ø 115 mm
931.034		1		A/A 15W		42,5 x Ø 115 mm
931.003		1			2	42,5 x Ø 115 mm
931.009			1 (T13)		2	42,5 x Ø 115 mm
Matt chrome Power input: 2.0 m cable with ferrules and mounting plug, included						
931.021	2					42,5 x Ø 115 mm
931.016		2				42,5 x Ø 115 mm
Stainless steel look Power input: 2.0 m cable with ferrules and mounting plug, included						
931.000	2					42,5 x Ø 115 mm
931.031	1			A/A 15W		42,5 x Ø 115 mm
931.002		2				42,5 x Ø 115 mm
931.032		1		A/A 15W		42,5 x Ø 115 mm
931.008			2 (T23)			42,5 x Ø 115 mm
Matt black (painted, similar to RAL9005) Power input: 0.2 m cable and GST18 plug						
931.133	1				2	42,5 x Ø 115 mm
931.134		1			2	42,5 x Ø 115 mm
Matt black (painted, similar to RAL9005) Power input: 2.0 m cable with ferrules and mounting plug, included						
931.150	2					42,5 x Ø 115 mm
931.131	1			A/A 15W		42,5 x Ø 115 mm
931.152		2				42,5 x Ø 115 mm
931.132		1		A/A 15W		42,5 x Ø 115 mm
Matt white (painted, similar to RAL9010) Power input: 0.2 m cable and GST18 plug						
931.233	1				2	42,5 x Ø 115 mm
931.234		1			2	42,5 x Ø 115 mm
Matt white (painted, similar to RAL9010) Power input: 2.0 m cable with ferrules and mounting plug, included						
931.250	2					42,5 x Ø 115 mm
931.231	1			A/A 15W		42,5 x Ø 115 mm
931.252		2				42,5 x Ø 115 mm
931.232		1		A/A 15W		42,5 x Ø 115 mm



931.001



931.021



931.031



931.032



931.150



931.250



For suitable **device supply cables**, see page 69 onwards.

For suitable **keystones**, see page 193 onwards.






TWIST COLOUR

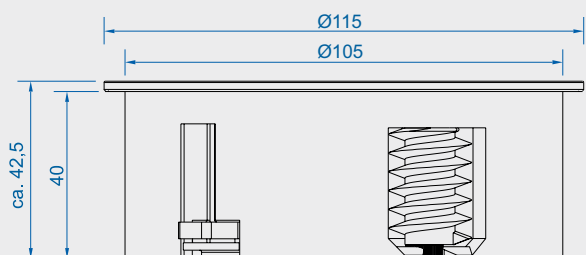
More than 200 colours and different gloss levels available on request.



Accessories

#			
Hole saw			918.900
918.900	Mounting tool for hole saw with centre drill		
Hole saw	For fitting TWIST		
931.900	In wood/plastic Cutting depth up to 44 mm 105 mm diameter		931.900 Similar to picture

↓
↑ With a **mounting depth of just 40 mm**, TWIST is so compact that it is even possible to install it above drawers.



Dimensions in mm



LOOP IN

You don't find cable glands interesting? Then you don't know about LOOP IN yet! This smart function insert, with its modern and elegant design, is fast and easy to mount and, in addition to the practical cable gland function for different types of cables, it includes a socket outlet with earthing contact. Just insert, lock... and you're done!



The insert is perfect for any location where you require power but want to avoid a tangle of cables. LOOP IN can be used in conjunction with LOOP ROUND to achieve a higher-quality metal finish.

BENEFITS

- **Easy mounting and flexible replacement**
- **For feeding through up to 4 cables**
- **Suitable for standard 80 mm holes**
- **Can be used in conjunction with LOOP ROUND**

LOOP IN

- Function insert for integration into LOOP ROUND | Suitable for 80 mm standard holes
- 2x cable glands Ø: 7 mm | 2x cable glands Ø: 10 mm
- Power input: 2.0 m cable with mounted plug
- Dimensions (HxØ): 89 x 75 mm
- Mounting depth: 89 mm
- Mounting Ø: 80 mm
- Contact surface Ø: 88 mm
- Material: Plastic

#		
Black (similar to RAL9005)		
938.001	1	
938.002		1
White (similar to RAL9003)		
938.101	1	
938.102		1



938.001



938.101



Combines perfectly with the LOOP ROUND cable gland



LOOP IN
Power input with cable gland
938.001



LOOP ROUND
White aluminum
930.300



LOOP ROUND
Black
930.302



LOOP ROUND
White
930.303



LOOP ROUND
Stainless steel look
930.301

The matching **LOOP ROUND** cable gland can be found on page 99.



PIX


The stylish PIX range is a collection of delicate, round sockets and connection units that can be used in many different ways – in the office, kitchen, public lounges or at home.

When used alone or in your chosen combination, the decorative rings are available in various colours and interchangeable. An ingenious, swivel-mounted lid, providing protection from dust and dirt, is available as an option for PIX and can also be retrofitted.

With its round, flat shape and minimalist appearance, the PIX meets design requirements exactly where you need it.

BENEFITS

- **Can be integrated on its own or in your chosen combination**
- **Replaceable, coloured decorative rings**
- **Small mounting diameter of 56 mm**
- **With swivel-mounted lid as an option**
- **Simple mounting from above; subsequent mounting also possible**
- **Integrated water run-off**



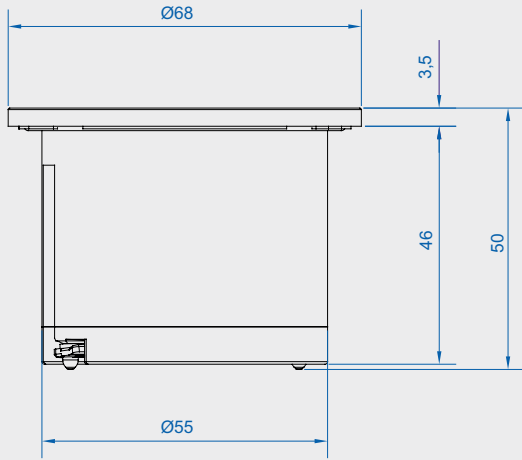
2

PIX power strips

- Material: Plastic
- Mounting depth without cable: 45 mm
- Tabletop thickness: 10 – 40 mm

#								
Black with 2 decorative rings (black, similar to RAL9005 and white, similar to RAL9010)								
926.010					1		50 x Ø 68 mm	926.010
Black with 2 decorative rings (black, similar to RAL9005 and white, similar to RAL9010) Power input: 0.2 m cable with GST18i3								
926.000	1						50 x Ø 68 mm	926.000
926.002			1				50 x Ø 68 mm	926.002
926.004					1 (T13)		50 x Ø 68 mm	926.004
Black with 3 decorative rings (black, similar to RAL9005, white, similar to RAL9010 and stainless steel look) Power input: 2.0 m cable with ferrules and mounting plug, included								
926.001	1						50 x Ø 68 mm	926.001
926.003			1				50 x Ø 68 mm	926.003
926.005					1 (T13)		50 x Ø 68 mm	926.005
Black with 3 decorative rings (black, similar to RAL9005, white, similar to RAL9010 and stainless steel look) Power input: 2.0 m cable with mounted UK plug								
926.007		1					50 x Ø 68 mm	926.007
White, similar to RAL9010 with 1 decorative ring (white, similar to RAL9010)								
926.310					1		50 x Ø 68 mm	926.310
White, similar to RAL9010 with 1 decorative ring (white, similar to RAL9010) Power input: 0.2m cable with GST18i3								
926.300	1						50 x Ø 68 mm	926.300
926.302			1				50 x Ø 68 mm	926.302
926.304					1 (T13)		50 x Ø 68 mm	926.304
White, similar to RAL9010 with 2 decorative rings (white, similar to RAL9010 and stainless steel look) Power input: 2.0m cable with ferrules and mounting plug, included								
926.301	1						50 x Ø 68 mm	926.301
926.303			1				50 x Ø 68 mm	926.303
926.305					1 (T13)		50 x Ø 68 mm	926.305

↓
↑ **Compact design and low mounting depth**
ensure space-saving installation.



Dimensions in mm

2

For suitable **device supply cables**, see page 69 onwards.


For flush mounted **Custom Modules**, see page 205 onwards.
Please observe the compatibility table starting on page 205.



PIX lid set

- Swivelling lid with matching decorative ring incl. covers for all countries and connection variants
- Material: Plastic

#	
926.100	Stainless steel look
926.101	Black (similar to RAL9005)
926.102	White (similar to RAL 9010), covers for country and connection versions in black
926.103	White (similar to RAL9010)



PIX decorative ring sets

- Material: Plastic

#	
Classic	
926.200	Set of 5 coloured decorative rings: In yellow (similar to RAL1028), green (similar to RAL6018), pink (similar to RAL4003), red (similar to RAL3020), blue (similar to RAL5015)
Stainless steel look	
926.206	25 decorative rings in stainless steel look




Accessories

#	
Hole saw	
918.900	Mounting tool for hole saw with centre drill
Hole saw For installing DUE/PIX	
926.901	In wood/plastic Cutting depth up to 44 mm 56 mm diameter
PIX holder Mount to furniture without cut-outs	
926.501	PIX HOLDER 1-way
926.502	PIX HOLDER 2-way



PIX decorative rings available in eight colour variants



MINI PIX

A real highlight – not only for offices with a clean desk concept: MINI PIX, BACHMANN's smallest in-built solution, unobtrusively provides connections. Like its sister PIX, MINI PIX has an attractive, modern design. Its compact installation dimensions make the in-built solution particularly well-suited to offices, lounges or homes, where it unobtrusively leads data or media connections to the table or desk and allows cables to be plugged in with ease.

The keystone mount makes the MINI PIX highly flexible: BACHMANN's versatile modules for data and media connections can be easily inserted in MINI PIX before installation. Installation of the product itself is incredibly easy because MINI PIX can be quickly and easily inserted into any 28 mm drill hole.

BENEFITS

- **Minimalist dimensions**
- **Easy installation**
- **Versatile use**
- **Can be combined with all BACHMANN keystone modules**

MINI PIX

- Material: Black plastic
- Dimensions (HxØ): 23 x 35 mm
- Mounting depth: approx. 55 - 120 mm (depending on keystone and cable used)

#	
942.000	Black For insertion into 28 mm drill hole



942.000



ELEVATOR

ELEVATOR fits perfectly in any setting. With a diameter of 79 mm, ELEVATOR is ideal for integrating power and data connections in tiny spaces. Simply press down with your finger to raise and lower ELEVATOR.

Installation is incredibly simple. ELEVATOR is positioned in a cut-out 79 mm in diameter and mounted on the furniture using a lock ring.

BENEFITS

- **Press down to raise**
- **Quick and easy to mount**
- **Suitable for subsequent assembly**
- **Suitable for standard 79 mm hole**

ELEVATOR

- Material: Profile: Aluminium | Socket: Plastic
- Mounting depth (without cable): 135 mm
- Tabletop thickness: 16 – 60 mm

#										
Matt chrome Power input: 0.5 m cable and GST18 plug, 3.0 m data cables incl. plug/socket										
928.0040	1						90°		2 x CAT6A	230 x Ø 114 mm
928.0050	1						90°		1 x USB 3.0 A 1 x CAT6A	230 x Ø 114 mm
928.026		1					90°	A/A 15W		230 x Ø 114 mm
928.0390		1					90°		1 x USB 3.0 A 1 x CAT6A	230 x Ø 114 mm
928.0090			1				90°		1 x USB 3.0 A 1 x CAT6A	230 x Ø 114 mm
928.0062	1						90°			230 x Ø 114 mm
928.0101			1				90°		1 x HDMI 1 x CAT6A	230 x Ø 114 mm
Stainless steel look Power input: 2.0 m cable with ferrules and mounting plug, included										
928.002	2						90°			230 x Ø 114 mm
928.017	1						90°	A/A 15W		230 x Ø 114 mm
928.003	1					2	90°			230 x Ø 114 mm
928.021		1					90°	A/A 15W		230 x Ø 114 mm
928.007			2				90°			230 x Ø 114 mm
928.020			1				90°	A/A 15W		230 x Ø 114 mm
928.024				2 (T23)			90°			230 x Ø 114 mm
928.063						1	35°	A/A 15W		230 x Ø 114 mm
Matt black Power input: 0.5 m cable and GST18 plug										
928.086		1					90°	A/A 15W		230 x Ø 114 mm
Matt black Power input: 2.0 m cable with ferrules and mounting plug, included										
928.0024	2						90°			230 x Ø 114 mm
928.0037	1					2	90°			230 x Ø 114 mm
928.0177	1						90°	A/A 15W		230 x Ø 114 mm



928.002 928.020



928.063 928.086



928.0024 928.0037


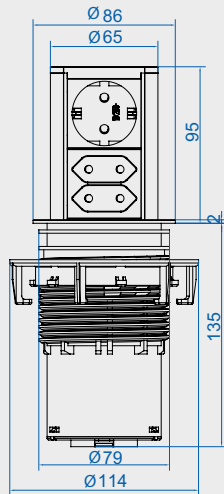


928.0177





Simply press down with your finger to raise and lower ELEVATOR.



Dimensions in mm



Keystones are not interchangeable for ELEVATOR!

For suitable **device supply cables**, see page 69 onwards.

#



Hole saw

- 928.900 In wood/plastic | Cutting depth up to 44 mm | 79 mm diameter
- 918.900 Mounting tool for hole saw with centre drill



928.900
Similar to picture



918.900






ELEVATOR COVER

ELEVATOR COVER is the ideal mounting add-on and screen for the ELEVATOR socket strip. With a housing for mounting inside the cabinet, ELEVATOR COVER holds all ELEVATORS perfectly.

ELEVATOR can be raised as usual with one press of the thumb and provides up to three sockets in a very small space. After use, ELEVATOR disappears back into the ELEVATOR COVER.



BENEFITS

- **Mounting add-on and screen suitable for ELEVATOR**
- **Can be mounted quickly and easily on the wall or in a corner**
- **Suitable for subsequent assembly**

ELEVATOR COVER

- Material: Aluminium, plastic
- Dimensions (WxHxD): 127 x 201 x 129 mm

#	
Stainless steel look Cover: Black	
928.902	Housing for mounting ELEVATOR e.g. for mounting inside kitchen wall cupboard



928.902



WIRELESS CHARGER aircharge

Simply put it down and charge.

Using the aircharge, all Qi-enabled mobile devices such as smartphones and tablets can be charged without plugs or cables. This provides greater freedom, flexibility, and performance in your day-to-day work.

The aircharge has an impressive built-in feature: it can detect 'foreign objects' such as credit cards and protect them from damage. In addition, it is water- and dust-proof and has temperature sensors to warn of overheating.

The aircharge also stands out thanks to its high-quality design, an attractive nylon surface and an adhesive ring that prevents end devices from slipping off.

The 15 W fast-charging function allows all common Qi-enabled end devices to be charged with 5 V, 9 V and 12 V (power supply unit 934.909 required).

What's stopping you? Don't plug, just play!

BENEFITS

- **High-quality aluminium housing**
- **Fast charging (15 W)**
- **Over-charging protection**
- **Easy installation**
- **For tabletop thicknesses up to 50 mm**

WIRELESS CHARGER

- Housing material: Aluminium, plastic
- Dimensions (HxØ): 21 x 95 mm
- Hole diameter: 79 mm
- Mounting depth without cable: 18 mm
- Tabletop thickness: max. 50 mm
- Mounting via included steel plate and screws

#	
934.004	Black (similar to RAL9005) Input voltage: DC 12 V max. 1.2 A Operating voltage 5~12 V DC 5 V 3 A / 9 V 1.67 A / 12 V 1.2 A Power: 15W Incl. 2.0 m cable USB C / USB A Plus power supply unit (934.909)



934.004

EU Plug mains plug

- Black (similar to RAL9005)
- Input voltage: 100-240 V, 50/60 Hz
- Output voltage: 5 V 3 A / 9 V 1.67 A / 12 V 1.2 A

#	
934.909	aircharge EU power supply unit Dimensions: 52 mm x 31 mm x 48 mm



934.909

Accessories

#	
928.900	In wood/plastic Cutting depth up to 44 mm 79 mm diameter
918.900	Mounting tool for hole saw with centre drill



928.900
Similar to picture



918.900



 Charge your smartphone **without a cable.**



INTUBLU

Do you love music and good design? Do you attach importance to a well-designed room concept and would prefer not to spoil the look with a loudspeaker that doesn't fit in? INTUBLU makes loudspeakers that spoil your room's look and get in the way a thing of the past – because from now on, furniture and surfaces will play back your hit list.


INTUBLU consists of two structure-borne sound converters and a Bluetooth mains adapter. Mount everything in the place of your choice – concealed inside cabinets, kitchen drawers or behind your bathroom mirror, pair with your mobile phone or other devices via Bluetooth to immediately enjoy your music in top sound quality. The surface vibration achieved by INTUBLU lets you make the most of existing furniture and forget about the design and loudspeaker cables getting in the way.

BENEFITS

- **Technology and design combined to the highest standard**
- **Best sound quality**
- **Space-saving design**
- **No cables or loudspeakers visible**
- **Easy mounting**

INTUBLU

- Can be mounted on wood, aluminium, glass, mirrors and plastic

#	
944.000	 <p>1 x Bluetooth mains adapter: Supply cable: 1.5 m H03VVH2-F 2 x 0.75 mm² with Euro plug 110-230 V~ 50/60 Hz 2 screw-on points Audio outputs: 2x10 W (mono/stereo) 2 x structure-borne sound converters: Supply cable: Each 2.0 m PVC connecting cable with device system plug 3 screw-on points Voltage rating: 30 V Adhesive surface on the back side Can be mounted using screws or adhesive</p>



Mount INTUBLU in the place of your choosing

Concealed inside cabinets, kitchen drawers or behind your bathroom mirror.



Stream your music in top sound quality
without loudspeakers or cables getting in the way.



DESK 2

DESK 2 is a multiple-socket outlet that can be equipped with various communication modules. It has been designed for flexible use in the office, meeting rooms, home offices or desk-sharing environments. But DESK 2 is great in living spaces, too.

The socket strip is made from aluminium and is available in various colours. The connections are screwed onto the standardised module windows and can be easily converted.

BENEFITS

- **Design solution for the modern living and work environment**
- **User-oriented 35° orientation**
- **Covered cable routing to the edge**
- **Custom versions adapt to future requirements**
- **Red Dot Design Award winner 2011**
- **IF Award winner 2012**
- **Nominated for the German Design Award 2012**

AWARDS



DESK 2 power strips – white, similar to RAL9010

- Profile: Aluminium, painted white, similar to RAL9010
- Socket: Black plastic
- Tabletop thickness: 10 – 40 mm



With device supply cable | Power input: 0.2 m with GST18 | Incl. mounting bracket | 1.5 m separate device supply cable | GST18/earthing contact

902.302	3					35°		2 x CAT6A coupling socket/socket 1 x USB-A/A 3.0 keystone module 1 HDMI keystone socket/socket	282 x 85 x 100 mm
---------	---	--	--	--	--	-----	--	--	-------------------

902.301	3					35°		1 x USB-A/A 3.0 keystone module 1 x CAT6A coupling socket/socket	239 x 85 x 100 mm
---------	---	--	--	--	--	-----	--	--	-------------------

902.300	3					35°			197 x 85 x 100 mm
---------	---	--	--	--	--	-----	--	--	-------------------

Without device supply cable | Power input: 0.2 m with GST18 | Incl. mounting bracket

902.202	3					35°		3	324 x 85 x 100 mm
902.201	3					35°		2	282 x 85 x 100 mm
902.200	3					35°		1	239 x 85 x 100 mm
902.2048	3					35°			197 x 85 x 100 mm
902.229	2					35°	A/A 15W	2	282 x 85 x 100 mm
902.935	2					35°	A&C 22W	1	251 x 85 x 100 mm
902.936	2					35°	C 30W	1	251 x 85 x 100 mm
902.937	2					35°	C 60W	1	294 x 85 x 100 mm
902.228	2					35°	A/A 15W	1	241 x 85 x 100 mm
902.211	2					35°		2	239 x 85 x 100 mm
902.203	2					35°		1	197 x 85 x 100 mm
902.932	2					35°	A&C 22W		209 x 85 x 100 mm
902.319	2					35°	A/A 15W		197 x 85 x 100 mm
902.933	2					35°	C 30W		209 x 85 x 100 mm
902.934	2					35°	C 60W		251 x 85 x 100 mm
902.380	1					35°	A/A 15W		155 x 85 x 100 mm
902.214		4				45°			356 x 85 x 100 mm
902.947		2				45°	A&C 22W	1	294 x 85 x 100 mm
902.948		2				45°	C 30W	1	294 x 85 x 100 mm
902.949		2				45°	C 60W	1	336 x 85 x 100 mm
902.231		2				45°	A/A 15W	1	274 x 85 x 100 mm
902.206		2				45°		1	251 x 85 x 100 mm
902.944		2				45°	A&C 22W		225 x 85 x 100 mm
902.945		2				45°	C 30W		225 x 85 x 100 mm
902.946		2				45°	C 60W		294 x 85 x 100 mm
902.213		2				45°			209 x 85 x 100 mm
902.205			3			35°		2	282 x 85 x 100 mm
902.204			3			35°		1	239 x 85 x 100 mm
902.953			2			35°	A&C 22W	1	251 x 85 x 100 mm
902.954			2			35°	C 30W	1	251 x 85 x 100 mm
902.955			2			35°	C 60W	1	294 x 85 x 100 mm
902.232			2			35°	A/A 15W	1	239 x 85 x 100 mm
902.950			2			35°	A&C 22W		209 x 85 x 100 mm
902.951			2			35°	C 30W		209 x 85 x 100 mm
902.952			2			35°	C 60W		251 x 85 x 100 mm
902.3641			1			35°	A/A 15W		155 x 85 x 100 mm



2

#									
902.209				3 (T13)		90°		2	282 x 85 x 100 mm
902.208				3 (T13)		90°		1	239 x 85 x 100 mm
902.230				2 (T13)		90°	A/A 15W	2	282 x 85 x 100 mm
902.941				2 (T13)		90°	A&C 22W	1	271 x 85 x 100 mm
902.942				2 (T13)		90°	C 30W	1	271 x 85 x 100 mm
902.943				2 (T13)		90°	C 60W	1	314 x 85 x 100 mm
902.938				2 (T13)		0°	A&C 22W		225 x 85 x 100 mm
902.939				2 (T13)		0°	C 30W		225 x 85 x 100 mm
902.940				2 (T13)		90°	C 60W		271 x 85 x 100 mm
902.3000					3	35°	A/A 15W	1	314 x 85 x 100 mm
902.220					3	35°		2	317 x 85 x 100 mm
902.960					2	35°	C 30W	1	251 x 85 x 100 mm
902.272					2	35°	A/A 15W	1	275 x 85 x 100 mm
902.956					2	35°	A&C 22W		209 x 85 x 100 mm
902.957					2	35°	C 30W		209 x 85 x 100 mm



Over 200 colours available on request.

For suitable **device supply cables**, see page 69 onwards.

For suitable **Custom Modules**, see page 190 onwards.

DESK 2 power strips – stainless steel

- Profile: Aluminium, painted in stainless steel
- Socket: Black plastic
- Tabletop thickness: 10 – 40 mm



With device supply cable | Power input: 0.2 m with GST18 | Incl. mounting bracket | 1.5 m separate device supply cable | GST18/earthing contact

902.502	3					35°		2 x CAT6A coupling socket/socket 1 x USB-A/A 3.0 keystone module 1 HDMI keystone socket/socket	282 x 85 x 100 mm
---------	---	--	--	--	--	-----	--	--	-------------------

902.501	3					35°		1 x USB-A/A 3.0 keystone module 1 x CAT6A coupling socket/socket	239 x 85 x 100 mm
---------	---	--	--	--	--	-----	--	--	-------------------

902.500	3					35°			197 x 85 x 100 mm
---------	---	--	--	--	--	-----	--	--	-------------------

Without device supply cable | Power input: 0.2 m with GST18 | Incl. mounting bracket

902.402	3					35°		3	324 x 85 x 100 mm
---------	---	--	--	--	--	-----	--	---	-------------------

902.401	3					35°		2	282 x 85 x 100 mm
---------	---	--	--	--	--	-----	--	---	-------------------

902.400	3					35°		1	239 x 85 x 100 mm
---------	---	--	--	--	--	-----	--	---	-------------------

902.4048	3					35°			197 x 85 x 100 mm
----------	---	--	--	--	--	-----	--	--	-------------------

902.429	2					35°	A/A 15W	2	282 x 85 x 100 mm
---------	---	--	--	--	--	-----	---------	---	-------------------

902.904	2					35°	A&C 22W	1	251 x 85 x 100 mm
---------	---	--	--	--	--	-----	---------	---	-------------------

902.905	2					35°	C 30W	1	251 x 85 x 100 mm
---------	---	--	--	--	--	-----	-------	---	-------------------

902.906	2					35°	C 60W	1	294 x 85 x 100 mm
---------	---	--	--	--	--	-----	-------	---	-------------------

902.428	2					35°	A/A 15W	1	241 x 85 x 100 mm
---------	---	--	--	--	--	-----	---------	---	-------------------

902.411	2					35°		2	239 x 85 x 100 mm
---------	---	--	--	--	--	-----	--	---	-------------------

902.403	2					35°		1	197 x 85 x 100 mm
---------	---	--	--	--	--	-----	--	---	-------------------

902.901	2					35°	A&C 22W		209 x 85 x 100 mm
---------	---	--	--	--	--	-----	---------	--	-------------------

902.902	2					35°	C 30W		209 x 85 x 100 mm
---------	---	--	--	--	--	-----	-------	--	-------------------

902.903	2					35°	C 60W		251 x 85 x 100 mm
---------	---	--	--	--	--	-----	-------	--	-------------------

902.5712	1					45°	A/A 15W		155 x 85 x 100 mm
----------	---	--	--	--	--	-----	---------	--	-------------------

902.917		2				45°	A&C 22W	1	294 x 85 x 100 mm
---------	--	---	--	--	--	-----	---------	---	-------------------

902.918		2				45°	C 30W	1	294 x 85 x 100 mm
---------	--	---	--	--	--	-----	-------	---	-------------------

902.919		2				45°	C 60W	1	336 x 85 x 100 mm
---------	--	---	--	--	--	-----	-------	---	-------------------

902.431		2				45°	A/A 15W	1	274 x 85 x 100 mm
---------	--	---	--	--	--	-----	---------	---	-------------------

902.913		2				45°	A&C 22W		225 x 85 x 100 mm
---------	--	---	--	--	--	-----	---------	--	-------------------

902.914		2				45°	C 30W		225 x 85 x 100 mm
---------	--	---	--	--	--	-----	-------	--	-------------------

902.915		2				45°	C 60W		294 x 85 x 100 mm
---------	--	---	--	--	--	-----	-------	--	-------------------

902.405			3			35°		2	282 x 85 x 100 mm
---------	--	--	---	--	--	-----	--	---	-------------------

902.404			3			35°		1	239 x 85 x 100 mm
---------	--	--	---	--	--	-----	--	---	-------------------

902.923			2			35°	A&C 22W	1	251 x 85 x 100 mm
---------	--	--	---	--	--	-----	---------	---	-------------------

902.924			2			35°	C 30W	1	251 x 85 x 100 mm
---------	--	--	---	--	--	-----	-------	---	-------------------

902.925			2			35°	C 60W	1	294 x 85 x 100 mm
---------	--	--	---	--	--	-----	-------	---	-------------------

902.432			2			35°	A/A 15W	1	239 x 85 x 100 mm
---------	--	--	---	--	--	-----	---------	---	-------------------

902.920			2			35°	A&C 22W		209 x 85 x 100 mm
---------	--	--	---	--	--	-----	---------	--	-------------------

902.921			2			35°	C 30W		209 x 85 x 100 mm
---------	--	--	---	--	--	-----	-------	--	-------------------

902.922			2			35°	C 60W		251 x 85 x 100 mm
---------	--	--	---	--	--	-----	-------	--	-------------------

902.5711			1			35°	A/A 15W		155 x 85 x 100 mm
----------	--	--	---	--	--	-----	---------	--	-------------------

902.409				3 (T13)		90°		2	282 x 85 x 100 mm
---------	--	--	--	---------	--	-----	--	---	-------------------

902.408				3 (T13)		90°		1	239 x 85 x 100 mm
---------	--	--	--	---------	--	-----	--	---	-------------------

902.430				2 (T13)		90°	A/A 15W	2	282 x 85 x 100 mm
---------	--	--	--	---------	--	-----	---------	---	-------------------

902.910				2 (T13)		90°	A&C 22W	1	271 x 85 x 100 mm
---------	--	--	--	---------	--	-----	---------	---	-------------------



902.502



902.501



902.402



902.400



902.4048



902.429



902.403



902.901



902.902

#									
902.911				2 (T13)		90°	C 30W	1	271 x 85 x 100 mm
902.912				2 (T13)		90°	C 60W	1	314 x 85 x 100 mm
902.907				2 (T13)		0°	A&C 22W		225 x 85 x 100 mm
902.908				2 (T13)		0°	C 30W		225 x 85 x 100 mm
902.909				2 (T13)		90°	C 60W		271 x 85 x 100 mm
902.448					3	35°		2	319 x 85 x 100 mm
902.929					2	35°	A&C 22W	1	251 x 85 x 100 mm
902.930					2	35°	C 30W	1	251 x 85 x 100 mm
902.926					2	35°	A&C 22W		209 x 85 x 100 mm
902.927					2	35°	C 30W		209 x 85 x 100 mm

For suitable **device supply cables**, see page 69 onwards.

For suitable **Custom Modules**, see page 190 onwards.



DESK 2 power strips – black, similar to RAL9005

- Profile: Aluminium, painted black, similar to RAL9005
- Socket: Black plastic
- Tabletop thickness: 10 – 40 mm



902.602

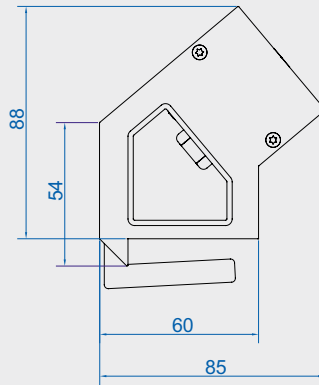
Without device supply cable | Power input: 0.2m with GST18 | Incl. mounting bracket

#	Outlets	USB-C	Network	Angle	Power	USB-C	Dimensions
902.607	3			35°		2	450 x 85 x 100 mm
902.965	2			35°	A&C 22W	1	251 x 85 x 100 mm
902.966	2			35°	C 30W	1	251 x 85 x 100 mm
902.967	2			35°	C 60W	1	294 x 85 x 100 mm
902.602	2			35°	A/A 15W	1	241 x 85 x 100 mm
902.609	2			35°		1	335 x 85 x 100 mm
902.962	2			35°	A&C 22W		209 x 85 x 100 mm
902.963	2			35°	C 30W		209 x 85 x 100 mm
902.964	2			35°	C 60W		251 x 85 x 100 mm
902.705	1			35°	A/A 15W		155 x 85 x 100 mm
902.977		2		45°	A&C 22W	1	294 x 85 x 100 mm
902.978		2		45°	C 30W	1	294 x 85 x 100 mm
902.979		2		45°	C 60W	1	336 x 85 x 100 mm
902.611		2		45°	A/A 15W	1	294 x 85 x 100 mm
902.974		2		45°	A&C 22W		251 x 85 x 100 mm
902.975		2		45°	C 30W		251 x 85 x 100 mm
902.976		2		45°	C 60W		294 x 85 x 100 mm
902.983			2	35°	A&C 22W	1	251 x 85 x 100 mm
902.984			2	35°	C 30W	1	251 x 85 x 100 mm
902.985			2	35°	C 60W	1	294 x 85 x 100 mm
902.603			2	35°	A/A 15W	1	239 x 85 x 100 mm
902.980			2	35°	A&C 22W		209 x 85 x 100 mm
902.981			2	35°	C 30W		209 x 85 x 100 mm
902.982			2	35°	C 60W		251 x 85 x 100 mm
902.706			1	35°	A/A 15W		155 x 85 x 100 mm
902.971			2 (T13)	90°	A&C 22W	1	271 x 85 x 100 mm
902.972			2 (T13)	90°	C 30W	1	271 x 85 x 100 mm
902.973			2 (T13)	90°	C 60W	1	314 x 85 x 100 mm
902.600			2 (T13)	90°	A/A 15W	1	261 x 85 x 100 mm

#									
902.968				2 (T13)		0°	A&C 22W		225 x 85 x 100 mm
902.969				2 (T13)		0°	C 30W		225 x 85 x 100 mm
902.970				2 (T13)		90°	C 60W		271 x 85 x 100 mm
902.725				1 (T13)		90°	A/A 15W		155 x 85 x 100 mm
902.727					3	35°	A/A 15W	1	325 x 85 x 100 mm
902.989					2	35°	A&C 22W	1	251 x 85 x 100 mm
902.990					2	35°	C 30W	1	251 x 85 x 100 mm
902.991					2	35°	C 60W	1	294 x 85 x 100 mm
902.613					2	35°	A/A 15W	1	275 x 85 x 100 mm
902.986					2	35°	A&C 22W		209 x 85 x 100 mm
902.987					2	35°	C 30W		209 x 85 x 100 mm



Can be **adjusted to different tabletop thicknesses** using mounting brackets.



Dimensions in mm

For suitable **device supply cables**, see page 69 onwards.

For suitable **Custom Modules**, see page 190 onwards.

DESK 2 power strips – white, similar to RAL9010

- Profile: Aluminium, painted white, similar to RAL9010
- Socket: Plastic, white
- Tabletop thickness: 10 – 40 mm

#										
Plastic components white, similar to RAL9010 Without device supply cable Power input: 0.2m with GST18 Incl. mounting bracket										
902.3205	3						35°			209 x 85 x 100 mm
902.3213	2						35°	A&C 22W	1	251 x 85 x 100 mm
902.3203	2						35°	• A&C 22W		251 x 85 x 100 mm
902.3201	2						35°	A&C 22W		209 x 85 x 100 mm
902.3101			3				35°			209 x 85 x 100 mm
902.3103			2				35°	•	1	251 x 85 x 100 mm
902.3102			2				35°	A&C 22W	1	251 x 85 x 100 mm
902.3209			2				35°	• A&C 22W		263 x 85 x 100 mm
902.3207			2				35°	A&C 22W		209 x 85 x 100 mm
902.3222				3 (T13)			0°			209 x 85 x 100 mm
902.3223				2 (T13)			0°	A&C 22W	1	251 x 85 x 100 mm
902.3221				2 (T13)			0°	• A&C 22W		251 x 85 x 100 mm
902.3220				2 (T13)			0°	A&C 22W		209 x 85 x 100 mm
902.3227					3		35°			225 x 85 x 100 mm
902.3228					2		35°	A&C 22W	1	251 x 85 x 100 mm
902.3226					2		35°	• A&C 22W		251 x 85 x 100 mm
902.3225					2		35°	A&C 22W		209 x 85 x 100 mm



More than 200 colours available on request.

For suitable **device supply cables**, see page 69 onwards.

For suitable **Custom Modules**, see page 190 onwards.



DESK 2 ALU BLACK

DESK 2 has been one of the classic BACHMANN connection panels for years. Now it presents itself in a new guise: DESK 2 ALU BLACK is characterised by its appealing two-colour look. The visually attractive combination of aluminium and end caps made of black plastic blends harmoniously into modern living and working concepts. The design-oriented connection panel can also be equipped with various Custom Modules. In this way, DESK 2 ALU BLACK enables the usual variety of practical configuration options that are expected of BACHMANN, allowing maximum customisation. In addition, the connection panel has the familiar DESK features, such as space-saving mounting with brackets on the furniture or the user-oriented 35° orientation.

BENEFITS

- **Design solution for living and working environments**
- **User-oriented 35° orientation**
- **Covered cable routing to the edge**
- **Customisation thanks to custom versions**
- **Space-saving mounting**

DESK 2 ALU BLACK

- Profile: Anodised aluminium
- End cap colour: Black
- Tabletop thickness: 10 – 40 mm

#																																																																																																							
---	--	--	--	--	--	--	--	--	--	--	--	--	--	--	--	--	--	--	--	--	--	--	--	--	--	--	--	--	--	--	--	--	--	--	--	--	--	--	--	--	--	--	--	--	--	--	--	--	--	--	--	--	--	--	--	--	--	--	--	--	--	--	--	--	--	--	--	--	--	--	--	--	--	--	--	--	--	--	--	--	--	--	--	--	--	--	--	--	--	--	--	--	--	--	--	--	--	--	--	--	--	--	--

Without device supply cable | Power input: 0.2 m with GST18 | Incl. mounting bracket

937.304	2					35°	A&C 22W	1	251 x 85 x 100 mm
937.305	2					35°	C 30W	1	251 x 85 x 100 mm
937.306	2					35°	C 60W	1	294 x 85 x 100 mm
937.001	2					35°	A/A 15W	1	241 x 85 x 100 mm
937.301	2					35°	A&C 22W		209 x 85 x 100 mm
937.302	2					35°	C 30W		209 x 85 x 100 mm
937.303	2					35°	C 60W		251 x 85 x 100 mm
937.102	1					35°	A/A 15W		155 x 85 x 100 mm
937.316		2				45°	A&C 22W	1	294 x 85 x 100 mm
937.317		2				45°	C 30W	1	294 x 85 x 100 mm
937.318		2				45°	C 60W	1	336 x 85 x 100 mm
937.004		2				45°	A/A 15W	1	284 x 85 x 100 mm
937.313		2				45°	A&C 22W		251 x 85 x 100 mm
937.314		2				45°	C 30W		251 x 85 x 100 mm
937.315		2				45°	C 60W		294 x 85 x 100 mm
937.322			2			35°	A&C 22W	1	251 x 85 x 100 mm
937.323			2			35°	C 30W	1	252 x 85 x 100 mm
937.324			2			35°	C 60W	1	294 x 85 x 100 mm
937.002			2			35°	A/A 15W	1	241 x 85 x 100 mm
937.319			2			35°	A&C 22W		209 x 85 x 100 mm
937.320			2			35°	C 30W		209 x 85 x 100 mm
937.321			2			35°	C 60W		251 x 85 x 100 mm
937.103			1			35°	A/A 15W		155 x 85 x 100 mm
937.310				2 (T13)		90°	A&C 22W	1	271 x 85 x 100 mm
937.311				2 (T13)		90°	C 30W	1	271 x 85 x 100 mm
937.312				2 (T13)		90°	C 60W	1	314 x 85 x 100 mm
937.003				2 (T13)		90°	A/A 15W	1	262 x 85 x 100 mm
937.307				2 (T13)		90°	A&C 22W		225 x 85 x 100 mm
937.308				2 (T13)		90°	C 30W		225 x 85 x 100 mm
937.309				2 (T13)		90°	C 60W		271 x 85 x 100 mm
937.104				1 (T13)		0°	A/A 15W		155 x 85 x 100 mm
937.328					2	35°	A&C 22W	1	251 x 85 x 100 mm
937.329					2	35°	C 30W	1	251 x 85 x 100 mm
937.330					2	35°	C 60W	1	294 x 85 x 100 mm
937.325					2	35°	A&C 22W		209 x 85 x 100 mm
937.326					2	35°	C 30W		209 x 85 x 100 mm
937.327					2	35°	C 60W		251 x 85 x 100 mm



937.001



937.002



937.003

For suitable **device supply cables**, see page 69 onwards.

For suitable **Custom Modules**, see page 190 onwards.



DESK 2 is space-saving and secured to the furniture with aluminium mounting brackets and cables are routed behind the screen.

Particular attention has been paid to the design of DESK 2. In terms of technology, DESK 2 has a modular structure, just like its predecessor DESK 1. Like all other BACHMANN desk connection panels with media and data modules, DESK 2 can be adapted to individual requirements both now and in the future using BACHMANN Custom Modules.

DESK 2 ALU WHITE

- Profile: Anodised aluminium
- End cap colour: white
- Tabletop thickness: 10 – 40 mm

[Icons: 4-pin, 6-pin, 8-pin, 12-pin, 15-pin, 16-pin, 19-pin, 24-pin, 28-pin, 32-pin, 36-pin, 40-pin, 44-pin, 48-pin, 52-pin, 56-pin, 60-pin, 64-pin, 68-pin, 72-pin, 76-pin, 80-pin, 84-pin, 88-pin, 92-pin, 96-pin, 100-pin, 104-pin, 108-pin, 112-pin, 116-pin, 120-pin, 124-pin, 128-pin, 132-pin, 136-pin, 140-pin, 144-pin, 148-pin, 152-pin, 156-pin, 160-pin, 164-pin, 168-pin, 172-pin, 176-pin, 180-pin, 184-pin, 188-pin, 192-pin, 196-pin, 200-pin, 204-pin, 208-pin, 212-pin, 216-pin, 220-pin, 224-pin, 228-pin, 232-pin, 236-pin, 240-pin, 244-pin, 248-pin, 252-pin, 256-pin, 260-pin, 264-pin, 268-pin, 272-pin, 276-pin, 280-pin, 284-pin, 288-pin, 292-pin, 296-pin, 300-pin, 304-pin, 308-pin, 312-pin, 316-pin, 320-pin, 324-pin, 328-pin, 332-pin, 336-pin, 340-pin, 344-pin, 348-pin, 352-pin, 356-pin, 360-pin, 364-pin, 368-pin, 372-pin, 376-pin, 380-pin, 384-pin, 388-pin, 392-pin, 396-pin, 400-pin, 404-pin, 408-pin, 412-pin, 416-pin, 420-pin, 424-pin, 428-pin, 432-pin, 436-pin, 440-pin, 444-pin, 448-pin, 452-pin, 456-pin, 460-pin, 464-pin, 468-pin, 472-pin, 476-pin, 480-pin, 484-pin, 488-pin, 492-pin, 496-pin, 500-pin, 504-pin, 508-pin, 512-pin, 516-pin, 520-pin, 524-pin, 528-pin, 532-pin, 536-pin, 540-pin, 544-pin, 548-pin, 552-pin, 556-pin, 560-pin, 564-pin, 568-pin, 572-pin, 576-pin, 580-pin, 584-pin, 588-pin, 592-pin, 596-pin, 600-pin, 604-pin, 608-pin, 612-pin, 616-pin, 620-pin, 624-pin, 628-pin, 632-pin, 636-pin, 640-pin, 644-pin, 648-pin, 652-pin, 656-pin, 660-pin, 664-pin, 668-pin, 672-pin, 676-pin, 680-pin, 684-pin, 688-pin, 692-pin, 696-pin, 700-pin, 704-pin, 708-pin, 712-pin, 716-pin, 720-pin, 724-pin, 728-pin, 732-pin, 736-pin, 740-pin, 744-pin, 748-pin, 752-pin, 756-pin, 760-pin, 764-pin, 768-pin, 772-pin, 776-pin, 780-pin, 784-pin, 788-pin, 792-pin, 796-pin, 800-pin, 804-pin, 808-pin, 812-pin, 816-pin, 820-pin, 824-pin, 828-pin, 832-pin, 836-pin, 840-pin, 844-pin, 848-pin, 852-pin, 856-pin, 860-pin, 864-pin, 868-pin, 872-pin, 876-pin, 880-pin, 884-pin, 888-pin, 892-pin, 896-pin, 900-pin, 904-pin, 908-pin, 912-pin, 916-pin, 920-pin, 924-pin, 928-pin, 932-pin, 936-pin, 940-pin, 944-pin, 948-pin, 952-pin, 956-pin, 960-pin, 964-pin, 968-pin, 972-pin, 976-pin, 980-pin, 984-pin, 988-pin, 992-pin, 996-pin, 1000-pin]

Plastic components white, similar to RAL9010 | Without device supply cable | Power input: 0.2m with GST18 | Including mounting bracket

937.406	3				35°					197 x 85 x 100 mm
937.404	2				35°	•	A&C 22W			263 x 85 x 100 mm
937.413	2				35°		A&C 22W	1		251 x 85 x 100 mm
937.402	2				35°		A&C 22W			209 x 85 x 100 mm
937.412			3		35°					197 x 85 x 100 mm
937.410			2		35°	•	A&C 22W			263 x 85 x 100 mm
937.415			2		35°		A&C 22W	1		251 x 85 x 100 mm
937.408			2		35°		A&C 22W			209 x 85 x 100 mm
937.424				3 (T13)	0°					209 x 85 x 100 mm
937.425				2 (T13)	0°		A&C 22W	1		251 x 85 x 100 mm
937.423				2 (T13)	0°	•	A&C 22W			251 x 85 x 100 mm
937.422				2 (T13)	0°		A&C 22W			209 x 85 x 100 mm
937.429				3	35°					225 x 85 x 100 mm
937.430				2	35°		A&C 22W	1		251 x 85 x 100 mm
937.428				2	35°	•	A&C 22W			251 x 85 x 100 mm
937.427				2	35°		A&C 22W			209 x 85 x 100 mm



937.412



937.408



937.425










937.430

For suitable **device supply cables**, see page 69 onwards.

For suitable **Custom Modules**, see page 190 onwards.

DESK 2 accessories

#		
DESK 2 cable guide Covered cable guide to the underside of tabletop edge		
918.106	Plastic painted in white, similar to RAL9010	 918.106
918.107	Plastic, painted in stainless steel	
918.124	Plastic painted in black, similar to RAL9005	918.110 
DESK 2 adhesive base 2 x TESA POWER STRIP		
918.110	2 x adhesive base set, plastic, painted in white similar to RAL9010	918.111 
918.111	2 x adhesive base set, plastic, painted in stainless steel	918.122 
918.122	2 x adhesive base set, plastic, painted in black, similar to RAL9005	
Standard mounting brackets		
930.120	Anodised aluminium, material thickness approx. 9 mm Contents: 2 x mounting brackets, anodised aluminium profile, 2 x Allen bolts M5 x 60 mm With DESK 2/DESK 2 ALU BLACK suitable for tabletop thicknesses from 25 to 50 mm With DESK 1 suitable for tabletop thicknesses up to 50 mm	 930.120



DESK 2 mounting brackets are suitable for tabletop thicknesses of 10 mm to 40 mm. Alternatively, DESK 1 standard mounting brackets (item no. 930.120) can also be used for DESK 2. In combination with DESK 2, these cover a range of 25 mm to 55 mm.



DESK RAIL

More space for creativity and efficiency at your desk with DESK RAIL: this smart system allows power, media and data connections to be secured directly to third-level railing systems, providing more space on the tabletop and also quick, convenient access to a whole host of connections.

Tried-and-tested BACHMANN 90° Custom Modules also ensure maximum flexibility: The central modules for video, audio and network connections can be integrated into DESK RAIL as desired, thereby ensuring the system remains state-of-the-art at all times.

DESK RAIL is easily and securely mounted onto the front side, while power and data cables are connected from below. A universal mount makes DESK RAIL compatible with virtually all standard railing systems.

BENEFITS

- **More space on the desk**
- **Common railing-system compatibility**
- **Simple mounting**
- **Convenient access to numerous connections**
- **90° Custom Modules for more flexibility**

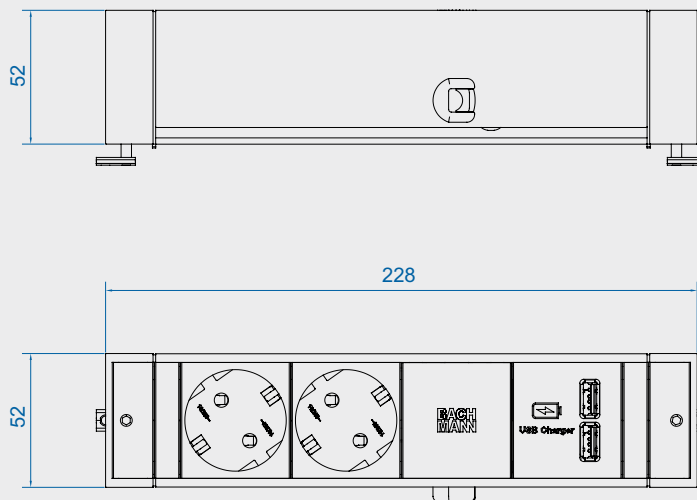
DESK RAIL

- Profile: Anodised aluminium
- End cap colour: Black
- Compatible with the following railing systems: BENE, NOVUS, K&N, Steelcase, VS, etc.

#											
Without device supply cable Power input: 2.0 m with GST18											
941.304	2							35°	A&C 22W	1	280 x 52 x 52 mm
941.306	2							35°	C 60W	1	322 x 52 x 52 mm
941.001	2							35°	A/A 15W	1	270 x 52 x 52 mm
941.301	2							35°	A&C 22W		237 x 52 x 52 mm
941.101	2							35°	A/A 15W		288 x 52 x 52 mm
941.003		2						45°	A/A 15W	1	315 x 52 x 52 mm
941.103		2						45°	A/A 15W		272 x 52 x 52 mm
941.002			2					35°	A/A 15W	1	270 x 52 x 52 mm
941.319			2					35°	A&C 22W		237 x 52 x 52 mm
941.102			2					35°	A/A 15W		288 x 52 x 52 mm
941.004				2 (T13)				90°	A/A 15W	1	300 x 52 x 52 mm
941.328					2			35°	A&C 22W	1	280 x 52 x 52 mm
941.329					2			35°	C 30W	1	280 x 52 x 52 mm
941.330					2			35°	C 60W	1	322 x 52 x 52 mm
941.325					2			35°	A&C 22W		237 x 52 x 52 mm
941.326					2			35°	C 30W		237 x 52 x 52 mm
941.327					2			35°	C 60W		280 x 52 x 52 mm



Convenient access to the connections through **attachment to the railing system**.



Dimensions in mm

Further railing systems available on request.

For suitable **device supply cables**, see page 69 onwards.

For suitable **Custom Modules**, see page 190 onwards.



DESK 1

DESK is the ideal solution for data, media and power management wherever these connections need to be flexible. Typical situations might include meeting rooms, home offices or desk-sharing environments.

The modular construction of DESK enables it to be factory-configured with exactly the communications and power connections required for specific applications. For the power supply, there is therefore a free choice of either the flexible Wieland connector system or permanent connections. The data connections are fitted with adapters as standard, but can likewise also be fixed connections.

BENEFITS

- **Flexibility of use regardless of location**
- **With Wieland connector system or fixed cable connections**
- **With mounting or free-standing**
- **Custom versions for future-proofing**

DESK 1 power strips – without cable

- Anodised aluminium profile



Plastic components white, similar to RAL9010 | Power input: GST18 | Power output: GST18

902.0292	3					35°				228 x 74 x 93 mm
902.0291	2					35°	•	A&C 22W		301 x 74 x 93 mm
902.0293	2					35°		A&C 22W	1	290 x 74 x 93 mm
902.0290	2					35°		A&C 22W		249 x 74 x 93 mm
902.0297			3			35°				228 x 74 x 93 mm
902.0296			2			35°	•	A&C 22W		301 x 74 x 93 mm
902.0298			2			35°		A&C 22W	1	276 x 74 x 93 mm
902.0295			2			35°		A&C 22W		248 x 74 x 93 mm
902.0314				3 (T13)		0°				226 x 74 x 93 mm
902.0313				2 (T13)		0°	•	A&C 22W		306 x 74 x 93 mm
902.0315				2 (T13)		0°		A&C 22W	1	296 x 74 x 93 mm
902.0312				2 (T13)		0°		A&C 22W		254 x 74 x 93 mm
902.0304					3	35°				236 x 74 x 93 mm
902.0303					2	35°	•	A&C 22W		306 x 74 x 93 mm
902.0305					2	35°		A&C 22W	1	296 x 74 x 93 mm
902.0300					2	35°		A&C 22W		253 x 74 x 93 mm
Power input: GST18 Power output: GST18										
902.1206	5					35°			1	366 x 74 x 93 mm
902.032	4					35°			2	336 x 74 x 93 mm
902.0049	4					35°				271 x 74 x 93 mm
902.003	3					35°			4	409 x 74 x 93 mm
902.002	3					35°			3	366 x 74 x 93 mm
902.001	3					35°			2	324 x 74 x 93 mm
902.0111	3					35°		A/A 15W	1	324 x 74 x 93 mm
902.000	3					35°			1	281 x 74 x 93 mm
902.017	3					35°	•		1	324 x 74 x 93 mm
902.0050	3					35°	•			271 x 74 x 93 mm
902.0048	3					35°				229 x 74 x 93 mm
902.0183	2					35°		A/A 15W	2	324 x 74 x 93 mm
902.0814	2					35°		A&C 22W	1	292 x 74 x 93 mm
902.0815	2					35°		C 30W	1	271 x 74 x 93 mm
902.0182	2					35°		A/A 15W	1	324 x 74 x 93 mm
902.0811	2					35°		A&C 22W		249 x 74 x 93 mm
902.0812	2					35°		C 30W		249 x 74 x 93 mm
902.0813	2					35°		C 60W		271 x 74 x 93 mm
902.0192	2					35°		A/A 15W		281 x 74 x 93 mm
902.011	2					35°			2	281 x 74 x 93 mm
902.065	2					35°				241 x 74 x 93 mm
902.0382	1					35°		A/A 15W		197 x 74 x 93 mm
902.024		2				45°			2	326 x 74 x 93 mm
902.0184		2				45°		A/A 15W	1	326 x 74 x 93 mm
902.1017		2				45°			1	283 x 74 x 93 mm
902.0853		2				45°		C 60W		316 x 74 x 93 mm
902.166		2				45°		A/A 15W		283 x 74 x 93 mm
339.1018		2				45°				231 x 74 x 93 mm
902.1076			4			35°				271 x 74 x 93 mm
902.007			3			35°			4	409 x 74 x 93 mm



902.0291



902.0295



902.0314



902.0049



902.003



902.002



902.001



902.000



902.017



902.0050



902.0183



902.0182



902.0192



339.1018

#										
902.006			3			35°			3	366 x 74 x 93 mm
902.005			3			35°			2	365 x 74 x 93 mm
902.004			3			35°			1	281 x 74 x 93 mm
902.1313			3			35°				229 x 74 x 93 mm
902.0562			2			35°	A/A 15W		2	324 x 74 x 93 mm
902.0874			2			35°	A&C 22W		1	292 x 74 x 93 mm
902.0876			2			35°	C 60W		1	324 x 74 x 93 mm
902.0185			2			35°	A/A 15W		1	281 x 74 x 93 mm
902.068			2			35°	A/A 15W			239 x 74 x 93 mm
902.1309			1			35°	A/A 15W			189 x 74 x 93 mm
339.110				4 (T13)		0°				242 x 74 x 93 mm
902.010				3 (T13)		0°			3	344 x 74 x 93 mm
902.009				3 (T13)		0°			2	301 x 74 x 93 mm
902.008				3 (T13)		0°			1	258 x 74 x 93 mm
902.1804				3 (T13)		0°				229 x 74 x 93 mm
902.0161				2 (T13)		90°	A/A 15W		2	324 x 74 x 93 mm
902.0824				2 (T13)		90°	A&C 22W		1	322 x 74 x 93 mm
902.0825				2 (T13)		90°	C 30W		1	322 x 74 x 93 mm
902.0826				2 (T13)		90°	C 60W		1	322 x 74 x 93 mm
902.0578				2 (T13)		90°	A/A 15W		1	301 x 74 x 93 mm
902.0821				2 (T13)		0°	A&C 22W			255 x 74 x 93 mm
902.0822				2 (T13)		90°	C 30W			255 x 74 x 93 mm
902.0823				2 (T13)		90°	C 60W			302 x 74 x 93 mm
902.1992				2 (T13)		0°	A/A 15W			239 x 74 x 93 mm
902.0179					2	35°	A/A 15W		1	293 x 74 x 93 mm

DESK 1 power strips – with cable

- Anodised aluminium profile

#										
Power input: 1.0 m with GST18										
902.0096	3					35°			2	324 x 74 x 93 mm
902.054	3					35°			1	281 x 74 x 93 mm
902.0245	2					35°	A/A 15W		2	324 x 74 x 93 mm
902.0243	2					35°	A/A 15W		1	281 x 74 x 93 mm
902.0260		2				45°	A/A 15W		1	326 x 74 x 93 mm
902.0234			3			35°			1	281 x 74 x 93 mm
902.0142			2			35°	A/A 15W		2	324 x 74 x 93 mm
902.0168			2			35°	A/A 15W		1	281 x 74 x 93 mm
902.0220				3 (T13)		90°			1	317 x 74 x 93 mm
902.0218				2 (T13)		90°	A/A 15W		1	314 x 74 x 93 mm
Power input: 3.0 m With right-angled plug with earthing contact Incl. standard mounting bracket and screws										
339.1000	4					35°				268 x 74 x 93 mm
339.1001	3					35°				268 x 74 x 93 mm



902.0096



902.054



902.0234



339.1000



339.1001

Standard items are supplied without mounting brackets

DESK 1 power strips – equipped

- Anodised aluminium profile

#				
Power input: GST18i3 plug Power output: GST18i3 socket Incl. standard mounting bracket and screws				
339.1005	3	35°	2 x CAT6A RJ45, front side: socket; back side: Socket 1 x VGA 15-pin + miniature jack 3,5 mm	296 x 74 x 93 mm
339.1006	3	35°	2 x CAT6A RJ45, front side: socket; back side: Socket 1 x USB-A/A socket	325 x 74 x 93 mm
339.1004	3	35°	2 x CAT6A RJ45, front side: socket; back side: Socket	284 x 74 x 93 mm
339.1002	3	35°		229 x 74 x 93 mm



339.1005



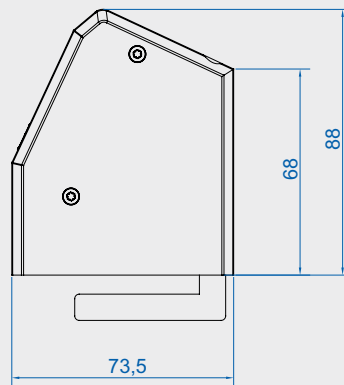
339.1006



339.1004



Individual configuration
to your specifications.



Dimensions in mm

For suitable **device supply cables**, see page 69 onwards.

For suitable **Custom Modules**, see page 190 onwards.



Plug connectors as standard

The standard power connection features a Wieland plug connector in the rear panel and provides both reliable power supply and also flexibility in cable length. The cables can be swapped for longer or shorter power supply cables, for example, if needed. We use Wieland's GST18 plug connector, which is popular all over the world, as standard. This plug connector has a catch mechanism that complies with the relevant standards and can be released again if required. The contacts on the plug connector are safe to touch. A power output socket provides a means of forwarding power to the next module.



Mounting without damage

DESK 1 can be mounted on the tabletop edge quickly and easily using a set of mounting brackets. A size 4 Allen key is required to tighten the inside screw on the mounting bracket. Mounting does not damage the furniture. You will find a range of mounting brackets and units on this page.

DESK 1 plus STEP combined

The ideal overall solution is a combination of DESK 1 and STEP power strips. DESK 1 provides easy access to power and data connections for various devices (laptop, mobile phone, USB, etc.), whilst the STEP power strip under the tabletop supplies power to fixed devices such as a PC, monitor, printer, etc. The STEP power strip is screwed in place underneath the tabletop or positioned in a duct underneath. The integrated Wieland connection system allows multiple power strips to be connected in series in compliance with standards.

Accessories

#	
Mounting plate	
930.182	Black plastic Mounting plates for attachment to DESK end caps Contents: 2 x mounting plates, 2 x screws, 2 x tesa Powerstrip®
Mounting bracket, long for tabletop thickness up to 80 mm	
930.180	Mounting bracket, long, 50–80 mm Contents: 2 x mounting brackets, painted black, similar to RAL9011, 2 x M5 x 45 mm Allen bolts, 2 x M5 x 60 mm Allen bolts
Mounting bracket, narrow for tabletop thickness up to 50 mm	
918.001	Stainless steel, thickness 3 mm Contents: 2 stainless steel mounting brackets, 2 M5 x 45 mm Allen bolts
Standard mounting brackets	
930.120	Anodised aluminium, material thickness approx. 9 mm Contents: 2 x mounting brackets, anodised aluminium profile, 2 x Allen bolts M5 x 60 mm With DESK 2/DESK 2 ALU BLACK suitable for tabletop thicknesses from 25 to 50 mm With DESK 1 suitable for tabletop thicknesses up to 50 mm
Chipboard screw for DESK end caps for tabletop thicknesses over 15 mm	
930.183	Contents: 2 x screws, 5 x 90mm, 2 x brass threaded sleeves





CASIA

The universal power strip is an efficient solution providing an easy-to-access power supply in living and work environments, e.g. in the kitchen. The power strip can be mounted in a corner or on the wall.

The cover surface with a stainless steel look has a timeless design and is therefore ideally suited to a modern interior. The power strip is available in several versions – for example with a rocker switch or USB double charger.

BENEFITS

- **Supplied with cover for individual adjustment of installation height**
- **Quick and flexible to use**
- **For wall or corner mounting**
- **Suitable for subsequent assembly**
- **Timeless design**
- **Secure installation**

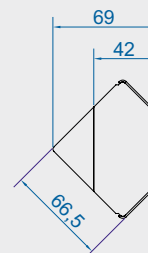
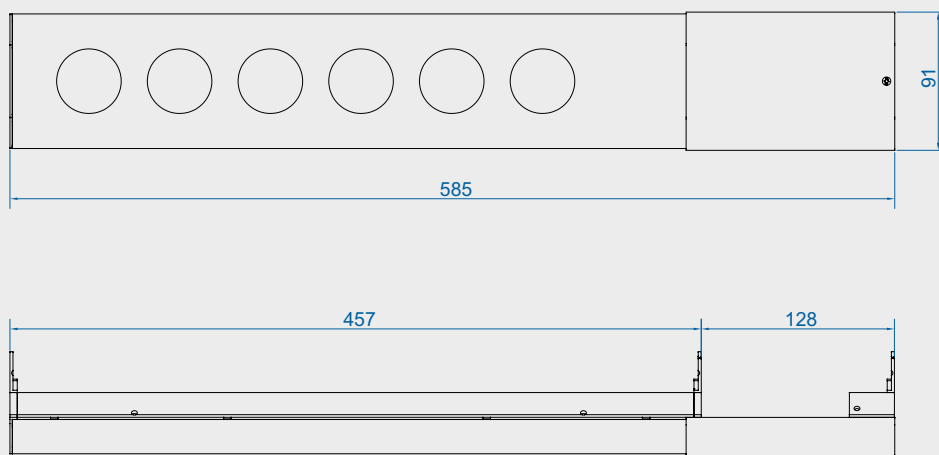
CASIA power strip

- Material: Profile: Aluminium

#					
Power input: 2.0 m H05VV-F 3G 1.5 mm² with enclosed mounting plug					
923.006	4				457 x 69 x 91 mm
923.010		4			457 x 69 x 91 mm
Power input: 2.0 m H05VV-F 3G 1.5 mm² with enclosed mounting plug 1 x rocker switch					
923.008	4		A/A 15W		457 x 69 x 91 mm
923.007	4				457 x 69 x 91 mm
923.012		4	A/A 15W		457 x 69 x 91 mm
923.011		4			457 x 69 x 91 mm



Individual adjustment of installation height
to your specifications.



Dimensions in mm



iotspot

The office of tomorrow – available today for employees and facility managers.

Do you know the real extent of workplace utilisation in your building? Or perhaps you already have a desk-sharing model, but one where actually finding a place to work is difficult? It's a real nightmare for employees. And for employers? That's easy: expensive office space standing empty.

With iotspot integrated into a BACHMANN design connection panel, such as the DESK 2, it is quick and easy to search for, find and reserve workstations. And facility managers will receive detailed data and analyses on workplace utilisation, yielding valuable knowledge for cost optimisation.

BENEFITS

- **2 in 1: Connection panel and workplace management in one**
- **Informative facility dashboards**
- **No need for IT network integration**
- **Quick and easy set-up**
- **Intuitive app**

Turn the office into your employees' favourite place.



DESK 2 power strips with an integrated iotspot module – black, similar to RAL9005

- Material: Profile: Aluminium | Socket: Plastic
- Tabletop thickness: 10 - 40 mm

#													
Without device supply cable Power input: 0.2 m with GST18 Incl. mounting bracket													
902.801	2							35°	A/A 15W	1		356 x 85 x 100 mm	
902.800	2							35°	A/A 15W			314 x 85 x 100 mm	
902.831		2						45°	A/A 15W	1		399 x 85 x 100 mm	
902.830		2						45°	A/A 15W			356 x 85 x 100 mm	
902.810			2					35°	A/A 15W			314 x 85 x 100 mm	
902.821				2 (T13)				90°	A/A 15W	1		379 x 85 x 100 mm	
902.820				2 (T13)				90°	A/A 15W			336 x 85 x 100 mm	
902.841					2			35°	A/A 15W	1		356 x 85 x 100 mm	
902.840					2			35°	A/A 15W			314 x 85 x 100 mm	



902.800



902.831



902.810



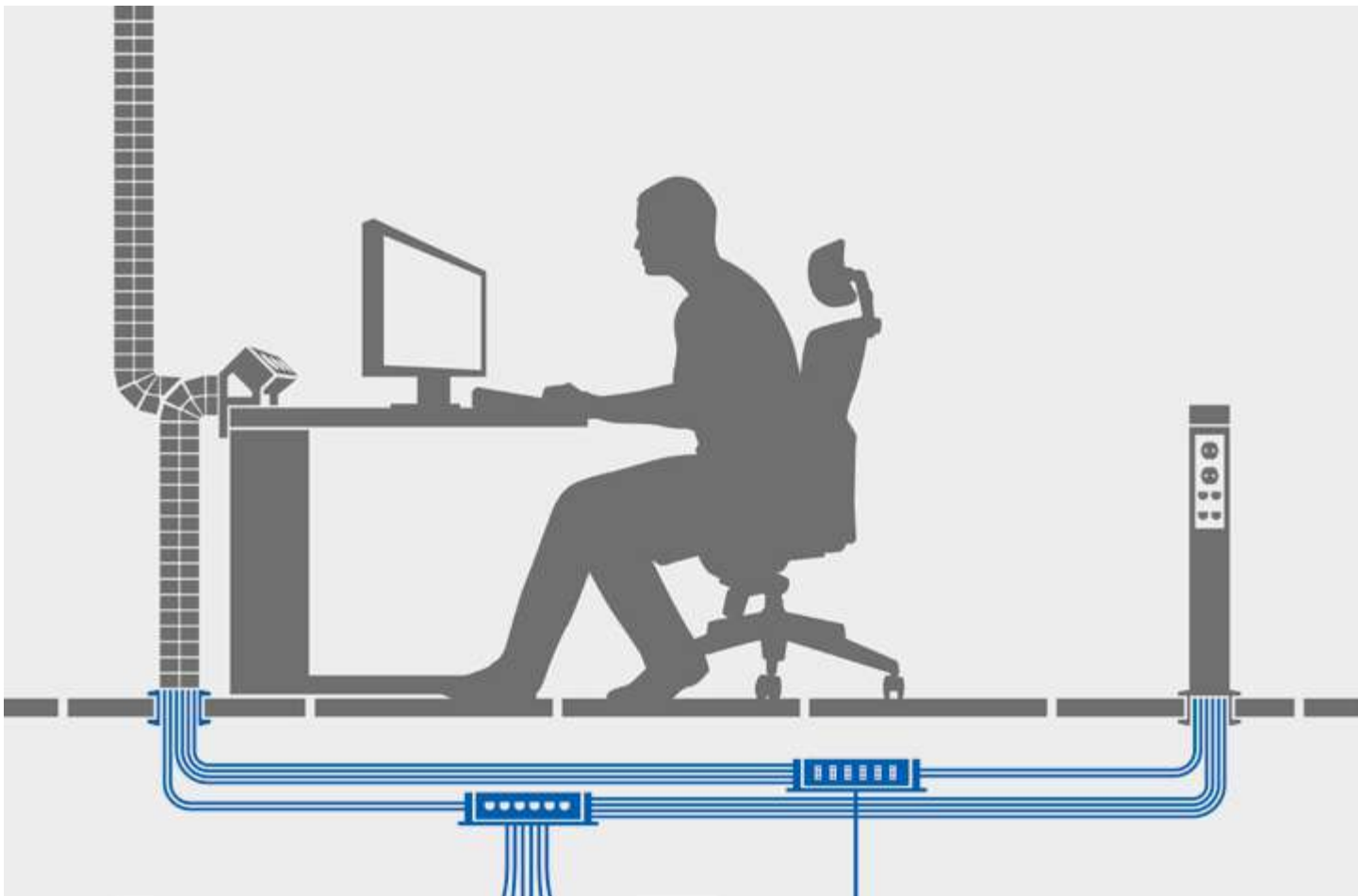
902.821



902.840

On request, the iotspot module can also be incorporated into the DESK, DESK 2 ALU BLACK, DESK RAIL and POWER FRAME.

You will find more information in our **Next Generation Office brochure** or at www.bachmann.com.



Consolidation Point

BACHMANN's system for under-floor distribution and installation, based on the MUTO (multi-user terminal outlet) concept, offers a coherent and simple installation solution that brings power and data to the desktop.

The Consolidation Points for power and data are linked to the floor distributor in the conventional way. Floor outlets and multiple socket strips from the BACHMANN Facility range complete the installation kit. Downstream of the Consolidation Point, the floor outlet allows power and data to be conveyed to the workplace with ease. This dispenses with complicated and inflexible installations, such as traditional floor-box systems.

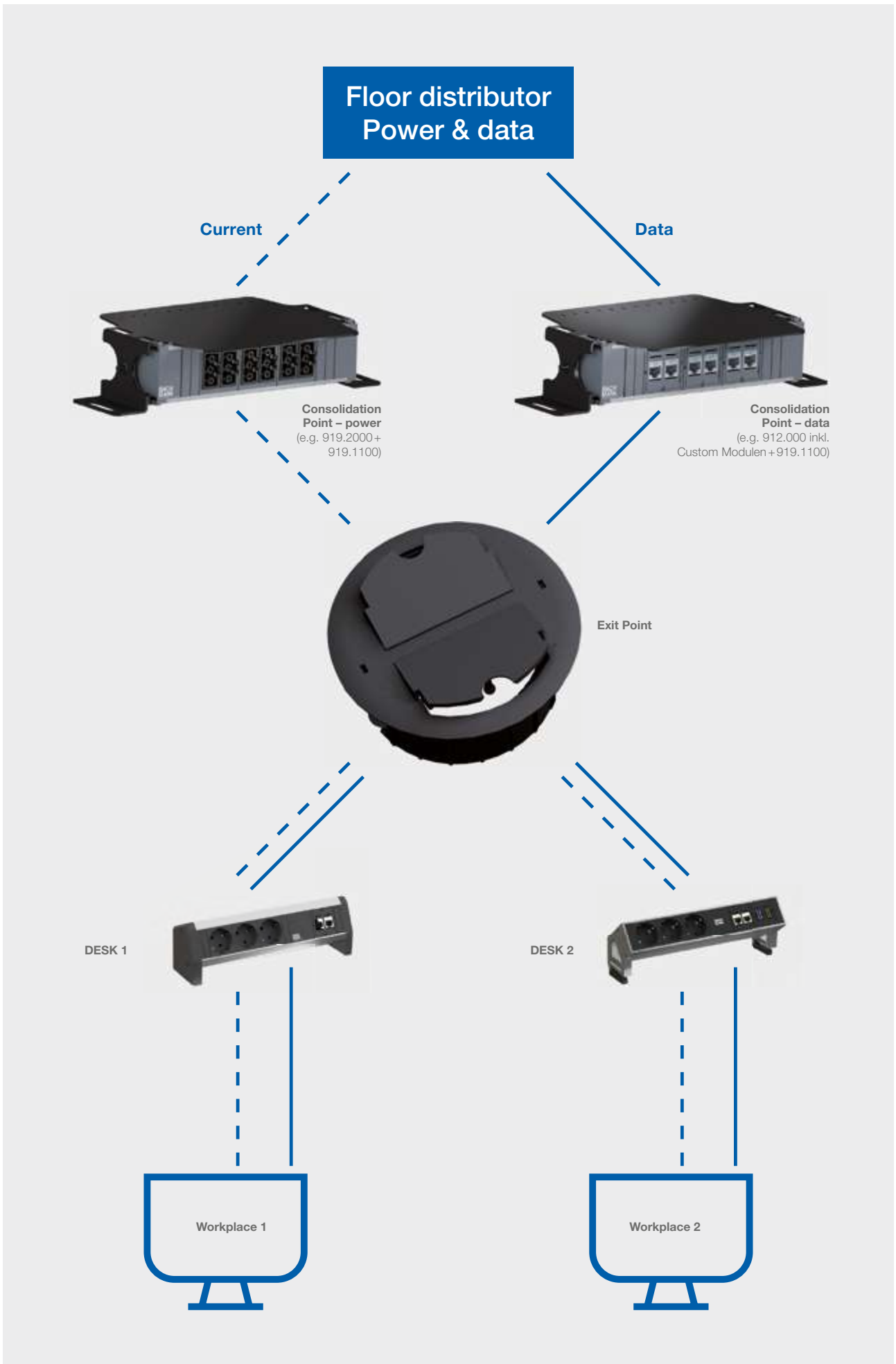
Thanks to the "open-office cabling", CP and MUTO (multi-user terminal outlet) concepts, the network installation is flexible, future-proof and also cost-optimised.

You will receive a user-oriented connection unit. In our complete catalogue, you can also find various multiple socket strips for mounting on top of or fitting into office desks. All versions can be configured as required and supplied ready for use.

BENEFITS


- **Modern under-floor distribution systems for conveying power and data with ease**
- **Flexible and future-proofed alternative to inflexible floor-box systems**
- **Time-based installation on site**

For suitable **power strips**, see page 186 onwards.



Consolidation Point units for power

- Fully wired and electrically tested ex factory
- Power connections with plug connector systems from manufacturer Wieland (Gesis GST)
- Versions with Wago (Winsta) available on request
- Other plug connector systems can be integrated if required
- Time-optimised on-site installation
- Future-proof thanks to flexible structure

#	
Large Length: 356 mm	
919.2002	12-way GST18i3 socket, black, 1-phase Power input: GST18i3
919.2003	2 x 6-way GST18i3 sockets, 2-phase Sockets in black and red Power input: GST18i3
919.2004	3 x 4-way GST18i3 sockets, 3-phase Sockets in black, red and grey Power input: 3 x GST18i3
919.2005	3 x 4-way GST18i3 sockets, 3-phase Sockets in red, black and grey Lateral power input in end cap with rewirable terminal to allow self-connection
Small Length: 217 mm	
919.2000	6-way GST18i3 socket, black, 1-phase Power input: GST18i3
919.2001	2 x 3-way GST18i3 sockets, 2-phase Sockets in black and red Power input: GST18i3



919.2002



919.2003



919.2004



919.2005



919.2000



919.2001

Consolidation Point units for data

- Without power, to integrate with BACHMANN Custom Modules
- Anodised aluminium profile
- Various manufacturers' systems can be integrated
- Easy to install and future-proof thanks to modular structure
- Should a change be necessary, only the data connection mount needs to be changed
- Mounting and unit remain unchanged
- Additional strain relief for data connection can be provided with cable ties

#	
Without power input	
912.001	6-way Custom Module, empty Long: 356 mm
Power input: 0.2 m cable and GST18i3 plug	
912.000	3-way Custom Module, empty Short: 217 mm



912.001

For suitable **device supply cables**, see page 69 onwards.

For suitable **Custom Modules**, see page 190.

Consolidation Point mounting

- Black, similar to RAL9005
- Mounting material: Steel sheet
- Mountings with secure, tool-free clip-in and release mechanism
- Anchors firmly on the floor with integrated screw-on brackets
- Mountings with extra step protection of approx. 200 kg incl. CP unit
- Raised position of CP units for greater protection in case of minor ingress of water
- Can be equipped on both sides

#	
Large	
919.1101	Long (for units with 6 modules)
Small	
919.1100	Short (for units with 3 modules)



919.1101



919.1100

Floor outlet for dry-maintained floors


- Outlet for dry-maintained floors (raised and false floors) with thickness from 24 mm for the cable outlet from the sub-floor (Consolidation Point) to the power strip on the desk. The outlet features a very simple universal fixture. With one rotation of each of the two eccentric Allen bolts in the outer ring, the outlet is anchored firmly into the floor, yet can easily be removed again if required. Two flaps, each of which can be opened to a position independent of the other, allow cabling to be routed out from the floor. The flaps can be snap-fastened in open positions, thus preventing cables becoming bent and possibly damaged. If required, the flaps can be rotated through 130° with the inner ring. Textile-fibre sleeves or cable guide systems from the BACHMANN range can be docked to the outlet flaps. If the outlet is no longer used, the flaps can be lowered and used as a blank lid that can withstand being stepped on.
- Exit point/ground outlet for power supply lines and data lines
- Fits in raised floors with thicknesses from 24 mm
- Hole diameter 112 mm
- Simple fixing mechanism with Allen bolts
- 2 flaps, rotatable though approx. 130°, for cable outlet
- Material of floor outlet: Polyamide (halogen-free)

#	
Exit point/floor outlet	
919.1000	Black (similar to RAL9005)



919.1000

Network and media technology





Custom Modules

Custom Modules – individual solutions	190
Keystones	193
Keystone mount	195
Audio/image transmission	199
Data transmission	202
Power transmission	202
Buttons/switches	203
Cable glands	204
Installation options – switch manufacturers	207
Accessories	211

Active media-technology components

Rextron HDBaseT	212
-----------------	-----

Data cables

Patch cable	214
USB cable	214

Audio/video cables

HDMI cable	216
DisplayPort cable	216
DVI-I cable	216

Audio/video cables

VGA cable	217
Audio cable	217



3

Custom Modules – individual solutions

BACHMANN Custom Modules are the central components of video, audio and network connections. Their construction offers you simple and flexible installation in various applications, such as an office environment, but also in rack and electrical installations.

With the easily interchangeable modules, you can create units to meet the individual data, video and audio connection requirements of your customers quickly and simply.


BACHMANN also offers this flexibility for 19" panel installations. The standardised Custom Modules facilitate optimal configuration for every media technology and network connection requirement. Here, socket/socket or screw-terminal connections also provide great simplicity of installation.

When it comes to electrical installations, BACHMANN Custom Modules are another outstanding addition. The small number of components makes the Custom Modules compatible with the current switch ranges of reputable manufacturers. Simple mounting and removal mean that all installations can be quickly adapted to changed requirements or brought up to the current state of the art.

BENEFITS

- **Individual equipment options**
- **Future-proofing thanks to interchangeable modules**
- **Simple and flexible installation**


Variant 1: Custom Module fully equipped



You will find **19" Custom Module panels 1.5 U** item no. 903.003 on 43.

Variant 2: Custom Module with Keystone mount

3



You will find **19" Custom Module panels 1.5 U** item no. 903.003 on 43.

Keystones

Keystones socket/socket

#	
CAT6A coupling, socket/socket	
940.083	Front side: RJ45 (keystone fixing) Back side: RJ45 (keystone fixing) Shielded
CAT6 Class E_A coupling socket/socket	
940.044	For 10 Gbit Ethernet Type: METZ CONNECT E-DAT Front side: RJ45 (keystone fixing) Back side: RJ45 (E-DAT mounting) Shielded
CAT6 Class 90° coupling socket/socket	
918.032	90° lateral outlet, only compatible with power strips with lateral 90° outlet Type: METZ CONNECT (E-DAT) Front side: RJ45 (keystone fixing) Back side: RJ45 (E-DAT mounting) Shielded
CAT6 coupling, socket/socket	
940.112	Front side: RJ45 (keystone fixing) Back side: RJ45 (keystone fixing) Unshielded
ISDN RJ12 socket/socket	
940.085	Front side: RJ12 (keystone fixing) Back side: RJ12 (keystone fixing) Unshielded



Keystones socket/supply cable

#	
CAT6a 10GB socket TKM	
918.035	CAT6a connector socket TKM 10GB For self-connection Without cable (designed for tool-free connection of data cable) Shielded
CAT6a 10GB patch cable plug/socket 3.0 m	
918.033	Front side: Socket RJ45 CAT6a TKM 10GB Cable, black, with RJ45 plug Shielded
CAT6a 10GB patch cable plug/socket 5.0 m	
918.034	Front side: Socket RJ45 CAT6a TKM 10GB Cable, black, with RJ45 plug Shielded



Keystones for media technology

#	
1 x HDMI 2.0	
918.041	Front side: HDMI socket Back side: HDMI socket without cable Approx. 85 mm required mounting depth Transmission possible up to a resolution of 3840x2160 px (UHD, 4K) Suitable for HDMI 2.0/HCD Black
918.0411	Front side: HDMI socket Back side: HDMI socket without cable Approx. 85 mm required mounting depth Transmission possible up to a resolution of 3840x2160 px (UHD, 4K) Suitable for HDMI 2.0/UHD White
1 x Mini DisplayPort	
917.214	Front side: Mini DisplayPort socket Back side: DisplayPort plug with approx. 0.5 m cable Requires approx. 85 mm mounting depth Black
1 x miniature jack 3.5 mm	
917.157	Front side: 3.5 mm stereo miniature jack socket Back side: 3.5 mm stereo miniature jack socket with approx. 0.2 m cable Requires approx. 65 mm mounting depth Black







i For suitable data cables, see page 214.

For suitable **Custom Modules with keystone mount**, see page 195 onwards.



USB 3.0 keystones

- Requires approx. 85 mm mounting depth
- Black

#			
917.400		USB 3.0 A/B USB Front side: USB-A socket Back side: USB-B socket	 917.400
917.401		USB 3.0 B/A Front side: USB-B socket Back side: USB-A socket	 917.401
917.120		USB 3.0 A/A (straight-through) Front side: USB-A socket Back side: USB-A socket	 917.120
917.12011		USB 3.0 A/A (straight-through) Front side: USB A socket Back side: USB A socket White	






USB 3.1 Type C keystone

- Black
- Requires approx. 50 mm mounting depth

#			
917.121		USB 3.1 type C PD 36 W Front side: USB-C socket Back side: USB-C plug with approx. 0.5 m cable	 917.121

Keystones OWG

- Keystone fixing

#				
918.045		TOSLINK optical-fibre audio coupling		
918.071		OWG-LC duplex coupling	918.045	918.071
918.072		OWG-SC coupling		
918.073		OWG-ST duplex coupling	918.072	918.073


For suitable **Custom Modules with keystone mount**, see page 195 onwards.

PLEASE NOTE Only Keystones / Custom Modules with an even flush can be used in combination with PIX / KAPSA / DUE with a lid and POWER FRAME COVER! For compatibility, see 205 onwards.

Keystone mount

Custom Modules with keystone mount

#	
1 x keystone	
917.159	Module, white With mount for 1 keystone module
917.001	Module, black With mount for 1 keystone module
1 x keystone with metal holder	
917.062	Module, black With mount for 1 keystone module Keystone mount with metal holder on back side of cover for high mechanical stresses
1 x METZ CONNECT E-DAT module CAT6	
917.006	Module with cut-out for 1 x keystone module (not included) Note: Modules protrude beyond the frame
1 x Panduit CAT6	
917.007	Module with cut-out and mounting plate, black for 1 x keystone module (not included) Note: Modules protrude beyond the frame
1 x RDM CAT6	
917.005	Module with cut-out and mounting plate for 1 x keystone module (not included) Note: Modules protrude beyond the frame
1 x Systimax CAT6	
917.003	Module with cut-out and mounting plate for 1 x keystone module (not included) Note: Modules protrude beyond the frame
2 x keystone	
917.158	Module, white With mount for 2 keystones
917.000	Module, black With mount for 2 keystones
2 x keystone with metal holder	
917.061	Module, black With mount for 2 keystones Keystone mount with metal holder on back side of cover for high mechanical stresses
2 x METZ CONNECT E-DAT module CAT6	
917.038	Module with cut-out for 2 x keystone module (not included) Note: Modules protrude beyond the frame
2 x Tera CAT7	
917.039	Module with cut-out, black for 2 x Tera CAT7 (not included) Note: Modules protrude beyond the frame



3

 All Custom Modules are supplied with 2x Torx T6 screws. See the glossary for detailed information on use/application.

For suitable **Keystones**, see page 193 onwards.

Compatibility of Keystone/Custom Module with Keystone mount

Manufacturer/product designation	917.000	917.001	917.061	917.062	917.038	917.006	917.003	917.007	917.005	917.008	917.039	917.153
BACHMANN version												
CAT6 class E _A coupling, for 10 Gbit Ethernet, shielded; item no.: 940.044	•	•	•	•								
CAT6 coupling, unshielded; item no.: 940.112	•	•										
ISDN RJ12 socket, unshielded; item no.: 940.085 (use of 2x 940.085 and 1x 940.085 and 1x 918.045 next to one another in a Custom Module with mount for 2 Keystones not possible)		•	•	•								
CAT6a 10 Gb socket TKM, shielded, for self-connection; item no.: 918.035	•	•	•	•								
CAT6a 10 Gb socket TKM, shielded, with 3.0 m cable and RJ45 plug; item no.: 918.033	•	•	•	•								
CAT6a 10 Gb socket TKM, shielded, with 5.0 m cable and RJ45 plug; item no.: 918.034	•	•	•	•								
Slot cover/blank cover, Keystone, black; item no.: 917.057	•	•	•	•								
OWG-LC duplex Keystone; item no.: 918.071	•	•	•	•								
OWG-SC Keystone; item no.: 918.072	•	•	•	•								
OWG-ST Keystone; item no.: 918.073	•	•	•	•								
TOSLINK Keystone; item no.: 918.045 (use of 2x 918.045 and 1x 918.045 and 1x 940.085 next to one another in a Custom Module with mount for 2 Keystones not possible)		•										
Keystone module USB 3.0 A/B USB; item no.: 917.400	•	•	•	•								
Keystone module 1 x HDMI; item no.: 918.041	•	•	•	•								
Keystone module 1 x 3.5mm miniature jack; item no.: 917.157	•	•	•	•								
Keystone module USB 3.0 A/A (straight-through); item no.: 917.120	•	•	•	•								
Keystone module USB 3.0 B/A; item no.: 917.401	•	•	•	•								
Keystone module USB 3.1 Type C; item no.: 917.121	•	•	•	•								
CAT6A coupling socket/socket; item no.: 940.083	•	•	•	•								
Keystone module 1 x mini DisplayPort; item no.: 917.214	•	•	•	•								
Belden*												
10GX Modular Jack KeyConnect; item no.: AX102283	•	•	•	•								
10GX Shielded KeyConnect Modular Jack, metallic; item no.: AX104562	•	•	•	•								
10GX KeyConnect Shielded RJ45 Coupler; item no.: AX104501	•	•	•	•								
CAT6+ Modular Jack KeyConnect; item no.: AX101321	•	•										
CAT6+ KeyConnect RJ45 Coupler; item no.: AX104215	•	•	•	•								
CAT6+ Shielded KeyConnect Modular Jack; item no.: AX104596	•	•	•	•								
USB 3.0 Coupler, A to A; item no.: AX105342-BK	•	•	•	•								
HDMI Coupler (Version 1.4); item no.: AX105345-BK	•	•	•	•								
BKS*												
NewLine RJpro socket category 6A; item no.: 408-5794.01/408-5790.01 with mounting clip 403-7540xx												•
NewLine MMCpro 4P socket, 2.5 GHz; item no.: 408-5840 with mounting clip 403-7540xx												•
CobiNet*												
RJ45 socket KS, shielded; CAT6A, GHMT-PVP-certified, 10 Gbit; ISO item no.: 6920 0052/P.1	•	•	•	•								
RJ45 socket KS, shielded; CAT6A, 10 Gbit; item no.: 6920 0052.1	•	•	•	•								
RJ45 socket KS, shielded; class EA, 10 Gbit; item no.: 6920 1052.1	•	•	•	•								
RJ45 socket KS, shielded; CAT6A, 10 Gbit; item no.: 6920 4052.1	•	•	•	•								
RJ45 socket KS, shielded; CAT6, 1 Gbit; item no.: 6920 0022.1	•	•	•	•								
RJ45 socket KS, shielded; class E PL, 1 Gbit; item no.: 6920 1022.1	•	•	•	•								
RJ45 socket KS, unshielded; CAT6, tool-free connection, 1 Gbit; item no.: 6920 0110	•	•										
RJ45 socket KS, unshielded; CAT 6, 1 Gbit; item no.: 6920 0112	•	•	•	•								
RJ45 socket KS, unshielded; CAT5e, tool-free connection, 1 Gbit; item no.: 6920 0120	•	•										
RJ45 socket KS, unshielded; CAT5e, 1 Gbit; item no.: 6920 0122	•	•	•	•								
RJ45 coupling KS, shielded; class EA; 10 Gbit; item no.: 6925 1052	•	•	•	•								
RJ45 coupler KS, shielded; class E PL; 1 Gbit; item no.: 6925 1022	•	•	•	•								
COMMSCOPE*												
AMP-TWIST 6S SL Jack; item no.: PN 0-1711160-1	•	•	•	•								
AMP-TWIST 6AS SL Jack; item no.: PN 0-1711592-1	•	•										

* Name and product designation of the respective manufacturer

Manufacturer/product designation	917.000	917.001	917.061	917.062	917.038	917.006	917.003	917.007	917.005	917.008	917.039	917.153
SL series 110Connect Jack CAT6; item no.: 0-1375188-1/0-1375055-2	•	•										
USB A-A Coupler; item no.: 0-1933659-2	•	•										
SYSTIMAX® GigaSPEED XL® MGS400 series/SYSTIMAX® GigaSPEED X10D® MGS600 series							•					
SYSTIMAX® GigaSPEED X10D® HGS620 (with M-series frame HGS-A-MS-xx)							•					
Corning*												
xs500 Keystone module, CAXXSM-00104-C001; item no.: 712045	•	•										
S1200 module CAT7; item no.: 196001										•	•	
DAETWYLER*												
RJ45 module KS-TS 1/8 toolless slimline CAT6/EA, shielded; item no.: 418054	•	•	•	•								
RJ45 module KS-T 1/8 toolless CAT6/EA, shielded with dust protection cap; item no.: 418060	•	•	•	•								
Module MS-C6A 1/8 CAT6A (IEC) 180°-K (Keystone); item no.: 309249	•	•	•	•								
RJ45 module MS 1/8 CAT 6A, shielded; item no.: 309170						•	•					
RJ45 module KS-T Plus 1/8 toolless CAT6 (IEC), shielded with dust protection cap; item no.: 418061	•	•	•	•								
RJ45 module MS-K Plus C6A (IEC) TIA-A/B; item no.: 440005	•	•	•	•								
RJ45 Keystone coupling, CAT6 link/class E, 180 degrees (straight); item no.: 418056	•	•	•	•								
RJ45 module KU-T 1/8 toolless, CAT 6, unshielded; item no.: 418070/418071	•	•	•	•								
Module PS-TERA 4P CAT 7A; item no.: 1408502										•	•	
3M*												
RJ45 CAT6A HW STP; item no.: OCK6A-SN8	•	•										
RJ45 CAT6A PL module; item no.: OCK6A-SE8	•	•										
EFB*												
CAT6 RJ45 module STP, de-embedded; item no.: E-20060	•	•	•	•								
CAT6 RJ45 module UTP, snap-in, with LSA strip; item no.: E-20061	•	•	•	•								
CAT6 modular adapter STP snap-in, item no.: 37486.1	•	•	•	•								
RJ45 adapter snap-in socket/socket, shielded; item no.: 37508.2	•	•	•	•								
INFRALAN® RJ45 Keystone CAT6A; item no.: E-20091	•	•	•	•								
INFRALAN® RJ45 keystone, CAT6A/class EA; item no.: E-20070-IF	•	•	•	•								
CAT6 RJ45 Keystone STP 250 MHz; item no.: E-20072	•	•	•	•								
CAT6A snap-in, socket/socket, shielded; item no.: 37521.1V2	•	•	•	•								
HDMI snap-in adapter, black, type A socket/type A socket; item no.: EB520V2	•	•	•	•								
USB3.0 snap-in adapter, black, A socket/A socket; item no.: EB537	•	•	•	•								
CAT6 RJ45 Keystone, UTP; item no.: E-20080/E-20081	•	•	•	•								
INFRALAN® Slim, CAT6A, RJ45 Keystone; item no.: E-20095	•	•	•	•								
CAT6A/class EA RJ45 Keystone, angled; item no.: E-20074	•	•	•	•								
GIGAMEDIA*												
Shielded CAT6 STP RJ45 female/female Keystone coupler; item no.: GGM 6210270S00	•	•	•	•								
Unshielded CAT6 UTP RJ45 female/female Keystone coupler; item no.: GGM 6210270U00	•	•										
Shielded 10G STP RJ45 female/female Keystone coupler; item no.: GGM 6210210GS00	•	•	•	•								
CAT6A 10G Ed2.2 shielded toolless jack; item no.: GGM PRJC6A10G	•	•	•	•								
CAT6 STP toolless, shielded Keystone jack; item no.: GGM PRJC6STL	•	•	•	•								
CAT6 UTP IDC 180°, black Keystone jack; item no.: GGM 621030200	•	•	•	•								
LEONI Kerpen*												
Variokeystone socket module 4K7 CAT7; item no.: LKD 9A46 0061 0000						•	•					
Variokeystone socket module RJ45 CAT6A (ISO/IEC); item no.: LKD 9A46 0128 0000						•	•					
MegaLine® Connect100 socket module RJ45 CAT6A; item no.: LKD 9A90 2010 0000						•	•					
MegaLine® Connect100 socket module CAT7A; item no.: LKD 9A90 2030 0000/LKD 9A90 2020 0000						•	•					
MegaLine® Connect45 socket module keystone CAT6A (ISO/IEC); item no.: LKD 9A50 1010 0000/LKD 9A50 1020 0000	•	•	•	•								
MegaLine® Connect45 BM ISO/IEC angled CAT6A; item no.: LKD 9A50 1060 0000	•	•	•	•								
MegaLine® Connect45 BM UTP CAT6; item no.: LKD 9A50 1050 0000	•	•	•	•								

* Name and product designation of the respective manufacturer





Manufacturer/product designation	917.000	917.001	917.061	917.062	917.038	917.006	917.003	917.007	917.005	917.008	917.039	917.153
METZ CONNECT*												
C6A module 180° jack; item no.: 130B11-E						•	•					
UTP module 8(8) CAT6; item no.: 130A10-29-I-B1	•	•	•	•								
E-DAT module CAT6A 8(8) socket; item no.: 130910-I/130910-I-B1						•	•					
C6A module K 180° jack – Keystone; item no.: 130B21-E	•	•	•	•								
E-DAT module CAT6A K jack – Keystone; item no.: 130910KI	•	•	•	•								
UTP module 8(8) CAT6A Keystone; item no.: 130A11-29KI	•	•	•	•								
C6A module 270°; item no.: 130 B12-E						•	•					
C6A module 90°; item no.: 130 B13-E						•	•					
C6A module K 270°; item no.: 130 B22-E	•	•	•	•								
C6A module K 90°; item no.: 130 B23-E	•	•	•	•								
Nexans* (requires additional Keystone clip to fit)												
LANmark-5 Evo Snap-In Connector CAT5e, unscreened, item no.: N420.550, N420.551 – with Keystone clip N429.627	•	•	•	•								
LANmark-5 Evo Snap-In Connector CAT5e, screened; item no.: N420.555, N420.556 – with Keystone clip N429.627	•	•										
LANmark-6 Evo Snap-In Connector CAT6, unscreened; item no.: N420.660, N420.661 – with Keystone clip N429.627	•	•	•	•								
LANmark-6 Evo Snap-In Connector CAT6, screened; item no.: N420.666, N420.667 – with Keystone clip N429.627	•	•										
LANmark-6 10G Evo Snap-In Connector CAT6, screened; item no.: N420.666G, N420.667G – with Keystone clip N429.627	•	•										
LANmark-6A Evo Snap-In Connector CAT6A, screened; item no.: N420.66A, N420.67A – with Keystone clip N429.627	•	•										
LANmark-7A GG45 12C Snap-In Connector CAT7A, screened; item no.: N420.735, N420.736 – with Keystone clip N429.627	•	•										
Panduit*												
Mini-Com TX6 plus 28/30 AWG Jack Module; item no.: CJT688TGBL								•				
NetKey Jack Modules CAT6/6A; item no.: NK688MBL/NK6X88MBL	•	•										
Reichle de Masari*												
CAT6 module RJ45 with mounting plate; item no.: R302372/R302373/R313064									•			
CAT6A module, RJ45 Keystone; item no.: R509509/R509508	•	•	•	•								
CAT6A module, RJ45 snap-in; item no.: R509506/509502										•	•	
Connection module CAT6A EL, 1xRJ45/s; item no.: R813504									•			
Connection module CAT6A, 1x RJ45; item no.: R509500/R509504									•			
RUTENBECK*												
UM CAT6A iso A; item no.: 139 003 04	•	•	•	•								
CAT6 coupling; item no.: 139 003 60	•	•	•	•								
KMK-HDMI rw; item no.: 170 106 53	•	•	•	•								
KMK-USB rw; item no.: 170 106 51	•	•	•	•								
SETEC*												
SeSix eXtra CAT6A keystone jack (XAKJ) shielded; item no.: 501415/501414	•	•	•	•								
Keystone connector RJ45/RJ45, CAT6A, shielded; item no.: 501492	•	•	•	•								
SeSix eXtra CAT6A Keystone jack (XAKJ) category 6A; RJ45; shielded; item no.: 501415/501415 D	•	•	•	•								
Telegärtner*												
AMJ module K CAT6A T568A/B; item no.: J00029K0036/J00029A0077	•	•	•	•								
AMJ coupling K CAT6; item no.: J00029A0061	•	•	•	•								
AMJ-S module 2G CAT6A T568A/B; item no.: J00029A3000/J00029A3001/J00029A2000/J00029A2001	•	•	•	•								
UMJ coupling K CAT6, f-f, item no.: J00029A0064	•	•	•	•								
USB Keystone type A, USB 3.0; f-f; item no.: J00029A0108	•	•	•	•								
TKM*												
RJ-MOD CAT6/6A; item no.: 4677682/4677682A	•	•	•	•								
RJ-MOD CAT6, unshielded; item no.: 4677691	•	•	•	•								



* Name and product designation of the respective manufacturer

Audio/image transmission



Custom Module VGA, jack, HDMI

#			
917.226	Custom Module equipped with: Breakout cables, approx. 0.2 m, socket-socket for VGA Audio (3.5 mm stereo jack) HDMI (keystone clip) Requires approx. 110 mm mounting depth		917.226



Custom module 1 x VGA + miniature jack

#			
917.058	90° lateral outlet, only compatible with power strips with lateral 90° outlet Front side: VGA socket and 3.5 mm stereo miniature jack Back side: VGA socket and 3.5 mm stereo miniature jack with approx. 0.2 m cable Requires approx. 40 mm mounting depth Black		917.058
917.150	Front side: VGA socket and 3.5 mm stereo miniature jack Back side: VGA socket and 3.5 mm stereo miniature jack, each with approx. 0.2 m cable Requires approx. 50 mm mounting depth Black		
917.045	Front side: VGA socket and 3.5 mm stereo miniature jack Back side: VGA socket and 3.5 mm stereo miniature jack with approx. 0.1 m cable Requires approx. 70 mm mounting depth Black		

Custom Module 1 x VGA + miniature jack and button

#			
917.134	Front side: VGA socket and 3.5 mm stereo miniature jack + button, blue illuminated Back side: VGA socket and 3.5 mm stereo miniature jack with approx. 0.1 m cable + RJ12 socket for button Requires approx. 70 mm mounting depth Black		917.134




Custom Module 1 x VGA


#			
917.011	Front side: VGA socket Back side: VGA socket Requires approx. 70 mm mounting depth Black		917.011


Custom Module 1 x DVI-I

#			
917.078	Front side: DVI-I socket Back side: DVI-I socket with approx. 0.2 m cable Requires approx. 75 mm mounting depth Black		917.078



Custom Module 1 x HDMI

#				
917.146	90° lateral outlet, only compatible with power strips with lateral 90° outlet Black Front side: HDMI socket Back side: HDMI socket Requires approx. 35 mm mounting depth		917.146	
917.143	Black Front side: HDMI socket Back side: Screw terminal 2 x 9-pole (HDMI) Requires approx. 40 mm mounting depth			

 All Custom Modules are supplied with T6 screws. See the glossary for detailed information on use/application.

 **PLEASE NOTE** Only Keystones / Custom Modules with an even flush can be used in combination with PIX / KAPSA / DUE with a lid and POWER FRAME COVER! For compatibility, see 205 onwards.


Custom module 1 x HDMI + miniature jack

#		
917.189	90° lateral outlet, only compatible with power strips with lateral 90° outlet Front side: HDMI socket and 3.5 mm stereo miniature jack Back side: HDMI socket and 3.5 mm stereo miniature jack with approx. 0.2 m cable Requires approx. 65 mm mounting depth Black	917.189

Custom Module 1 x DisplayPort

#		
917.145	Front side: DisplayPort socket Back side: DisplayPort socket without cable Requires approx. 70 mm mounting depth Black	917.145



Custom Module 1 x Cinch video + 2 x Cinch audio stereo

#		
917.026	Black Front side: Cinch video (yellow) + 2 x cinch audio stereo (red + white) socket Back side: Cinch video + 2 x cinch audio stereo socket without cable	917.026



Custom Module 1 x Cinch video RGB

#		
917.090	Front side: Cinch video RGB socket (red/green/blue) Back side: Cinch video RGB socket (red/green/blue) Requires approx. 65 mm mounting depth Black	917.090

Custom Module 1 x SAT/TV/radio

#		
917.030	Front side: F-plug connector (sat) and 2 x COAX (TV + radio) Back side: F-plug connector (sat) and 2 x COAX (TV + radio) Requires approx. 50 mm mounting depth Black	917.030

Custom Module 1 x TV/radio

#		
917.117	Front side: 2 x COAX (TV + radio) Back side: 2 x COAX (TV + radio) Requires approx. 50 mm mounting depth Black	917.117

Custom Module 1 x Cinch audio stereo

- Front side: Cinch audio stereo socket (red + white)

#		
917.022	Black Back side: Cinch audio stereo (red + white) socket without cable Requires approx. 55 mm mounting depth	917.022



All Custom Modules are supplied with T6 screws. See the glossary for detailed information on use/application.



PLEASE NOTE Only Keystones / Custom Modules with an even flush can be used in combination with PIX / KAPSA / DUE with a lid and POWER FRAME COVER! For compatibility, see 205 onwards.

Custom Module 1 x 3.5 mm miniature jack

- Front side: 3.5 mm audio stereo miniature jack socket

#	
917.091	Black Back side: 3-pole screw terminal (audio stereo) Requires approx. 35 mm mounting depth
917.023	Black Back side: Cinch audio stereo socket (red + white) Requires approx. 65 mm mounting depth



917.091



917.023

Custom Module 1 x XLR 3-pole microphone

#	
917.024	Front side: XLR 3-pole microphone socket Back side: XLR 3-pole plug with approx. 0.1 m cable Requires approx. 65 mm mounting depth Black



917.024



Custom Module 1 x XLR socket

- Front side: XLR socket
- Back side: Screw terminal
- Requires approx. 40 mm mounting depth

#	
917.096	3-pole Black
917.101	5-pole Black



917.096

Custom Module for Rextron HDBaseT

- Cable lengths 1 m

#	
903.204	VGA analogue Custom Module VGA, miniature jack and button 1 x VGA 15-pole socket/plug 1 x 3.5 mm miniature jack socket/plug 1 x blue illuminated button with RJ11 plug
903.205	HDMI digital Custom Module HDMI, button 1 x HDMI socket/plug 1 x blue illuminated button with RJ11 plug
903.206	DisplayPort digital Custom Module DisplayPort, button 1 x DisplayPort socket/plug 1 x blue illuminated button with RJ11 plug



903.204



903.205



903.206



i All Custom Modules are supplied with T6 screws. See the glossary for detailed information on use/application.

i **PLEASE NOTE** Only Keystones / Custom Modules with an even flush can be used in combination with PIX / KAPSA / DUE with a lid and POWER FRAME COVER! For compatibility, see 205 onwards.

Data transmission

Custom Modules for data transmission

#	
917.059	2 x USB 3.0 A/A 90° lateral outlet, only compatible with power strips with lateral 90° outlet Black Front side: 2 x USB-A socket Back side: 2 x USB-A socket Requires approx. 40 mm mounting depth
917.122	1 x USB 3.0 A/A 90° lateral outlet, only compatible with power strips with lateral 90° outlet Black Front side: USB-A socket Back side: USB-A socket Requires approx. 40 mm mounting depth
917.141	2 x USB 2.0 A/A Black Front side: 2 x USB-A socket Back side: Screw terminal 2 x 4-pole Requires approx. 40 mm mounting depth
917.018	1 x USB 2.0 A/B Black Front side: USB-A socket Back side: USB-B socket Requires approx. 85 mm mounting depth
917.019	1 x USB 2.0 B/A Black Front side: USB-B socket Back side: USB-A socket Requires approx. 85 mm mounting depth



917.059



917.122

3

Power transmission

Custom Modules USB Charger

#	
USB-A&C 22 W Custom Module	
917.227	Front side: 1 x USB-A socket, 1 x USB-C socket Back side: GST18i3 plug with approx. 0.2 m cable Black
917.2271	Front side: 1x USB-A socket, 1x USB-C socket Back side: GST18i3 plug with approx. 0.2 m cable White
USB double charger 5 V 2.4 A	
917.224	Input voltage: 100–250 V~/50–60 Hz Output: 5 V DC/max. 2.4 A Front side: 2 x USB-A socket Back side: GST18i3 plug with approx. 0.2 m cable Black
917.2241	Input voltage: 100–250 V~/50–60 Hz Output: 5 V DC / max. 2.4 A Front side: 2 x USB A sockets Back side: GST18i3 plug with approx. 0.2 m cable White



917.227



917.2271



917.224



917.2241



All Custom Modules are supplied with T6 screws. See the glossary for detailed information on use/application.



PLEASE NOTE Only Keystones / Custom Modules with an even flush can be used in combination with PIX / KAPSA / DUE with a lid and POWER FRAME COVER! For compatibility, see 205 onwards.

Buttons/switches

Custom Modules with buttons/switches

#	
Stainless steel button	
917.046	Black Front side: Stainless steel button Switching capacity: 50 mA/24 V/DC Back side: Terminal pins 2-pole Requires approx. 30 mm mounting depth
Stainless steel button, blue illuminated	
917.047	Black Front side: Stainless steel button, blue illuminated (ring illuminated) Switching capacity: 50 mA/24 V/DC Back side: Terminal pins 4-pole Requires approx. 30 mm mounting depth
Switch (for switching external devices)	
917.135	Black Front side: 2-pole rocker switch, green Back side: Approx. 1.0 m H05VV-F 4 x 1.50 mm ² cable with ferrules (labelled) Requires approx. 60 mm mounting depth
Button for automatic switch-off	
917.060	Black Front side: Button, black Back side: Plug-in connector GST15i2 with approx. 1.0 m cable (suitable for socket strips) With automatic switch-off, e.g. STEP automatic switch-off 906.005 Requires approx. 40 mm mounting depth
4-key keypad	
917.195	Front side: 4 floating buttons, white, blue illuminated Feedback LED with adjustable voltage Back side: Plug-in terminal
917.198	Front side: 4 floating buttons, white, blue illuminated Back side: 4 x RJ11 socket
917.193	Black 4-way universal pushbutton module For connecting to all controller-programmable buttons, illuminated blue Incl. various inserts with pictograms With RS232 interface To connect the RS232 interface, item no. 903.111 (Media Converter Controller) is required
4-way keypad for KNX application	
917.056	Black Front side: 4 buttons, white, blue illuminated Programmable for KNX installations; with integrated bus coupler Voltage supply: System voltage 30 V DC via bus plug-in terminal Back side: Bus plug-in terminal, 2-pole Requires approx. 35 mm mounting depth



917.195



917.198

i All Custom Modules are supplied with T6 screws. See the glossary for detailed information on use/application.

i **PLEASE NOTE** Only Keystones / Custom Modules with an even flush can be used in combination with PIX / KAPSA / DUE with a lid and POWER FRAME COVER! For compatibility, see 205 onwards.

Cable glands

Custom Module 1 x cable gland

#	
917.032	Up to Ø 11 mm Module with drill hole and 2-part cable gland for cables up to Ø 11 mm
917.033	Up to Ø 22 mm 1 x 2-part cable gland, ideal for feeding through cables up to Ø 22 mm Ideally suited for VGA cables



917.033

Custom Module 3 x cable gland

#	
917.082	2 x up to Ø 9 mm 1 x up to Ø 14 mm Module with cut-out for feeding cables through Black
917.0821	2 x up to Ø 9 mm 1 x up to Ø 14 mm Module with cut-out for feeding cables through White



917.082



917.0821











All Custom Modules are supplied with T6 screws. See the glossary for detailed information on use/application.




PLEASE NOTE Only Keystones / Custom Modules with an even flush can be used in combination with PIX / KAPSA / DUE with a lid and POWER FRAME COVER! For compatibility, see 205 onwards.

Compatibility of Custom Modules/Keystones with products with lids

	PIX with lid (#926.XXX)	KAPSA with lid (#927.XXX)	POWER FRAME COVER (#915.XXX)	DUE with lid (#929.XXX)
903.204 Custom Module VGA analogue				
903.205 Custom Module HDMI digital				
903.206 Custom Module DisplayPort digital				
917.009 Custom Module blank cover	•	•	•	•
917.010 Custom Module blank cover with screw dome	•	•	•	•
917.011 Custom Module 1 x VGA				
917.018 Custom Module 1 x USB 2.0 A/B		•	•	
917.019 Custom Module 1 x USB 2.0 B/A		•	•	
917.022 Custom Module 1 x Cinch audio stereo				
917.023 Custom Module 1 x 3.5mm miniature jack			•	
917.024 Custom Module 1 x XLR 3-pole microphone			•	
917.026 Custom Module 1 x Cinch video + 2 x Cinch audio stereo				
917.030 Custom Module 1 x SAT/TV/radio				
917.032 Custom Module 1 x cable gland for cables with diameter up to 11 mm				
917.032 Custom Module 1 x cable gland for cables up to Ø 22mm				
917.045 Custom Module 1 x VGA + miniature jack			•	
917.046 Custom Module with stainless steel button				
917.047 Custom Module with stainless steel button, blue illuminated				
917.056 Custom Module with 4-key keypad for KNX application	•	•	•	•
917.057 Keystone slot cover 	•	•	•	•
917.060 Custom Module with automatic switch-off button				
917.078 Custom Module 1 x DVI-I			•	
917.082 Custom Module cable gland				
917.090 Custom Module 1x Cinch video RGB				
917.091 Custom Module 1 x 3.5mm miniature jack			•	
917.096 Custom Module 1 x XLR 3-pole socket			•	
917.101 Custom Module 1 x XLR 5-pole socket			•	
917.117 Custom Module 1 x TV/radio				
917.120 Keystone module USB 3.0 A/A 	•	•	•	•
917.121 Keystone Module USB 3.1 Type C 	•	•	•	•
917.134 Custom Module 1 x VGA + miniature jack and button				
917.135 Custom Module Switch				
917.141 Custom Module 2x USB 2.0 A/A	•	•	•	•
917.143 Custom Module 1 x HDMI	•	•	•	•
917.145 Custom Module 1 x DisplayPort	•	•	•	•
917.150 Custom Module 1 x VGA + miniature jack			•	
917.157 Keystone module 1 x 3.5mm miniature jack 			•	
917.193 Custom Module with 4-key keypad	•	•	•	•
917.195 Custom Module with 4-key keypad	•	•	•	•
917.198 Custom Module with 4-key keypad	•	•	•	•
917.214 Keystone module 1 x mini DisplayPort 	•	•	•	•
917.224 Custom Module USB-A Charger	•	•	•	•
917.226 Custom Module VGA, jack, HDMI			•	
917.227 Custom Module USB-A&C Charger	•	•	•	•
917.400 Keystone module USB 3.0 A/B 		•	•	
917.401 Keystone module USB 3.0 B/A 	•	•	•	•
918.033 CAT6a 10 GB patch cable plug/socket 3.0 m 	•	•	•	•

	PIX with lid (#926.XXX)	KAPSA with lid (#927.XXX)	POWER FRAME COVER (#915.XXX)	DUE with lid (#929.XXX)
918.034 CAT6a 10 GB patch cable plug/socket 5.0 m K	•	•	•	•
918.035 CAT6a 10 Gb TKM socket K	•	•	•	•
918.041 Keystone module 1x HDMI K	•	•	•	•
918.045 Keystone module TOSLINK K	•	•	•	•
918.071 Keystone module OWG-LC duplex K			•	
918.072 Keystone module OWG-SC K			•	
918.073 Keystone module OWG-ST Duplex K			•	
940.044 Keystone module CAT6 coupling K	•	•	•	•
940.083 Keystone module CAT6 coupling K	•	•	•	•
940.085 Keystone module ISDN RJ12 K	•	•	•	•
940.112 Keystone module CAT6 coupling K	•	•	•	•

 A suitable Keystone mount is required for the use of Keystone modules [K](#).
Keystone mount 917.061/917.062 is not compatible with PIX/DUE.

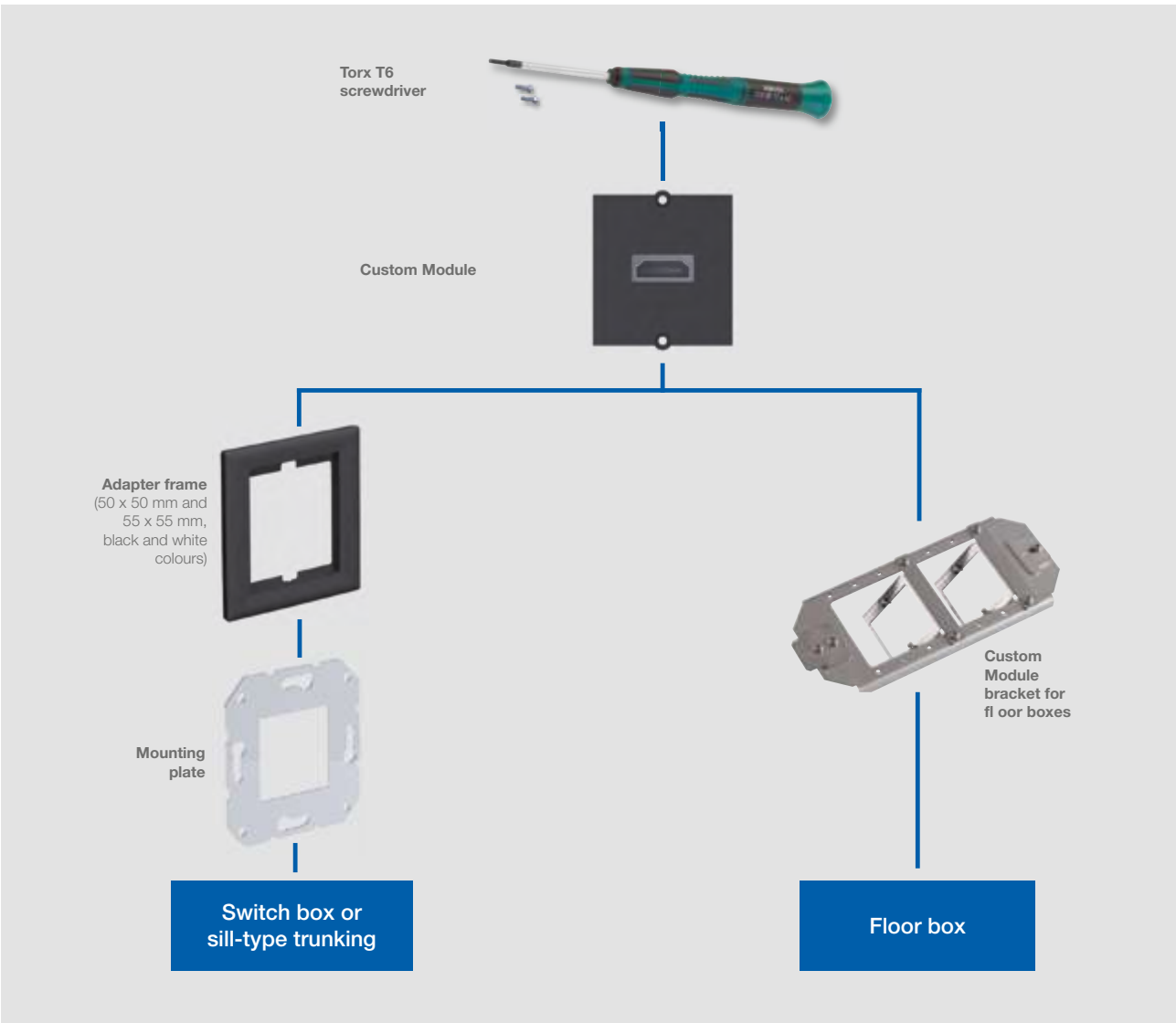
Installation options – switch manufacturers

The addition of a few extra components opens up entirely new possibilities for electrical installations. Installed in either a switch box or sill-type trunking, the extensive range of Custom Modules allows the easy integration of audio, video and data networks.


By using the 50 x 50 mm and 55 x 55 mm adapter frames available as standard, the Custom Modules are an ideal complement to the current switch ranges of reputable manufacturers. The connections to the rear can be made either as socket/socket or by means of screw terminals. No complicated soldering or conversion is required. A list of the compatibility of Custom

Modules with different switch manufacturers is available on the previous pages.

BACHMANN Custom Modules can even be fitted into conventional floor-box systems. The Custom Module bracket for floor-box systems allows the Custom Modules to be fitted directly. There is thus no need for a mounting plate or adapter frame. The BACHMANN Custom Module bracket is suitable for floor boxes of various manufacturers. Please check the mounting depth required by the Custom Modules.




Custom Modules mounting plate for switch range | Stainless steel

#	
917.064	Suitable for conventional devices, for flush-mounting, cavity and device boxes for trunking Incl. 2 x Torx M2 screws For trunking, an additional mounting box is required (see manufacturer's range)



917.064

Adapter frame for switch range | Plastic

#	
917.168	External dimensions: 50 x 50 mm White, similar to RAL9010 For fitting in standard switch ranges (50 x 50 mm internal dimensions) together with stainless steel mounting plate 917.064 Please check the compatibility list on page 201 onwards
917.169	External dimensions: 55 x 55 mm White, similar to RAL9010 For fitting in standard switch ranges (55 x 55 mm internal dimensions) together with stainless steel mounting plate 917.064 Please check the compatibility list on page 201 onwards
917.065	External dimensions: 50 x 50 mm Black, similar to RAL9005 For installation in standard switch ranges (50 x 50 mm internal dimensions) together with the stainless steel mounting plate 917.064 Please check the compatibility list on page 201 onwards
917.066	External dimensions: 55 x 55 mm Black, similar to RAL9005 For fitting in standard switch ranges (55 x 55 mm internal dimensions) together with stainless steel mounting plate 917.064 Please note the compatibility list



917.169




917.065



917.066

Custom Module bracket for floor boxes

#	
Black plastic 3 x Custom Module	
917.140	Mounting for Electraplan floor-box systems For mounting 3 Custom Modules (transverse mounting) Incl. Torx M2 screws for Custom Modules
Steel sheet 3 x Custom Module	
917.067	For fitting in OBO Bettermann device case/floor-box systems For mounting 3 Custom Modules (transverse mounting) Incl. Torx M2 screws Combination of steel sheet with VGA and DVI Custom Modules not possible



917.140



917.067

Manufacturer/switch range	BACHMANN Adapter frame** Colour black	BACHMANN Adapter frame** Colour white	+ Adapter manufacturer number
Berker			
S.1	917.066	917.169	–
B.1	917.066	917.169	–
B.3	917.066	917.169	–
B.7 glass	917.066	917.169	–
K.1	917.065	917.168	11087124 11087106 11087109 11087102
K.5	917.065	917.168	11087104
Arsys	917.065	917.168	11080101 11089104 11089111 11080169 11080102
Module 2	917.065	917.168	114309 114302
Busch-Jaeger			
carat®	917.065	917.168	1746/10-81 1746/10-82 1746/10-84
pure stainless steel	917.065	917.168	1746/10-866
impuls	917.065	917.168	1746/10-71 1746/10-72 1746/10-74 1746/10-79 1746/10-777 1746/10-783
solo®	917.065	917.168	1746/10-82 1746/10-84 1746/10-85 1746/10-86 1746/10-87 1746/10-88 1746/10-803 1746/10-815
Busch-axcent®	917.065	917.168	1746/10-84
future®	917.065	917.168	1746/10-82 1746/10-84 1746/10-85 1746/10-89
future linear®	917.065	917.168	1746/10-81 1746/10-82 1746/10-83 1746/10-84 1746/10-89
EGB			
Elegant Standard	917.065	917.168	143090045
Schneider Electric (ELSO)			
JOY	917.065	917.168	363080 363084
RIVA	917.065	917.168	203080 203084 2030831 2030811 2030819
RIVA	917.066	917.169	203160 203164 2031611 2031619
SCALA	917.065	917.168	203080 203084 2030811 2030819
SCALA	917.066	917.169	203160 203164 2031611 2031619
FASHION	917.065	917.168	203080 203084 203081 2030812 203082 2030831 203086 203089 2030844
FASHION	917.066	917.169	203160 203164 203160D
NOVIA	917.066	917.169	284800 284804
NOVIA	917.065	917.168	283160 283164 2831631 2831612 283166 283169 2831611
CLASSIC	917.065	917.168	303110 303111
Gira			
Standard 55	917.066	917.169	–
E2	917.066	917.169	–
Event	917.066	917.169	–
Esprit	917.066	917.169	–
E22	917.066	917.169	0289202
Stainless steel series 20/21	917.066	917.169	028920
TX_44	917.066	917.169	028966 028967 028965
Large-area switch	917.066	917.169	0289111 0289112
S-Color	917.065	917.168	028240 028242 028243 028246 028247
Jäger			
Opus	917.065	917.168	560.050.02
Jung			
AS 500	917.066	917.169	–
AS universal	917.066	917.169	–
A 500	917.066	917.169	–
A plus	917.066	917.169	–

** Also order the appropriate BACHMANN adapter frame for installation in the switch range.

Manufacturer/switch range	BACHMANN Adapter frame** Colour black	BACHMANN Adapter frame** Colour white	+ Adapter manufacturer number
Jung			
A creation	917.066	917.169	–
LS-design	917.066	917.169	AL2961Z5-L ES2961Z5-L
LS 990	917.066	917.169	LS961Z5WW LS961Z5SW LS961Z5AL
LS plus	917.066	917.169	AL2961Z5-L ES2961Z5-L
FD-design	917.066	917.169	AL2961Z5-L ES2961Z5-L
CD 500	917.065	917.168	590ZCD 590ZWW
LS 990	917.065	917.168	LS961Z LS961ZWW LS961ZLG LS961ZSW
LS 990	917.065	917.168	LS961Z5 LS961Z5WW LS961Z5SW
Aluminium	917.065	917.168	LS961Z LS961ZWW LS961ZLG LS961ZSW
Aluminium	917.066	917.169	LS961Z5 LS961Z5WW LS961Z5SW AL2961Z5-L ES2961Z5-L
Stainless steel	917.065	917.168	LS961Z LS961ZWW LS961ZLG LS961ZSW
Stainless steel	917.066	917.169	LS961Z5 LS961Z5WW LS961Z5SW AL2961Z5-L ES2961Z5-L
Anthracite	917.065	917.168	LS961Z LS961ZWW LS961ZLG LS961ZSW
Anthracite	917.066	917.169	LS961Z5 LS961Z5WW LS961Z5SW AL2961Z5-L ES2961Z5-L
Bright chrome	917.065	917.168	LS961Z LS961ZWW LS961ZLG LS961ZSW
Bright chrome	917.066	917.169	LS961Z5 LS961Z5WW LS961Z5SW AL2961Z5-L ES2961Z5-L
Merten			
1-M	917.066	917.169	–
ATELIER-M	917.066	917.169	–
M-SMART	917.066	917.169	–
M-PLAN	917.066	917.169	–
M-PLAN GLASS	917.066	917.169	–
M-PLAN METAL	917.066	917.169	–
M-PLAN II	917.066	917.169	–
M-ARC	917.066	917.169	–
M-STAR	917.066	917.169	–
ARTEC	917.065	917.168	516094 516099
AQUADESIGN	917.065	917.168	518344 518319 518314 518360
PEHA			
Standard	917.066	917.169	219511 219611
Standard	917.065	917.168	219411 219211 219711 219311 218711
Dialog	917.065	917.168	828611 819511 768611 847311 838011 778611 316611
Aura	917.065	917.168	117211 129511 155811
Nova	917.065	917.168	027211 042211 057211
Nova	917.066	917.169	100511 100711 100611
Presto-Vedder			
Regina classic	917.065	917.168	730RW 730RUW
Alessa	917.065	917.168	230RUW
Alessa plus	917.065	917.168	230RUW
Fiorena	917.065	917.168	3030RUW 3030RW 3030RSI 3030RSGR
Siemens			
DELTA line	917.065	917.168	5TG2557 5TG2587 5TG1160 5TG1150
DELTA vita	917.065	917.168	5TG2557 5TG1160 5TG1150
DELTA miro	917.065	917.168	5TG2557 5TG2587 5TG1160 5TG1150
DELTA style	917.065	917.168	5TG1326 5TG1326-1 5TG1366
DELTA style	917.066	917.169	5TG1327 5TG1327-1 5TG1367
DELTA profile	917.065	917.168	5TG1806 5TG1866 5TG1766 5TG1836 5TG1706-1 5TG1746-1
DELTA profile	917.066	917.169	5TG1893 5TG1885 5TG1762 5TG1835 5TG1705-1 5TG1745-1

** Also order the appropriate BACHMANN adapter frame for installation in the switch range.

Accessories

Keystone blind cover

#	
917.057	Slot cover Slot cover, clips into an empty keystone slot Can be used as a placeholder for sockets inserted subsequently



917.057

Custom Module blind cover

- Blind cover as a placeholder or for you to mount your own plug connectors
- Material: Plastic | Material thickness: 1.8 mm


#	
917.009	Black
917.010	Black With screw dome Screw dome on back side of module for fixing (e.g. boards or blank holders)
917.00911	White
917.0101	White With screw dome Screw dome on back side of module for fixing (e.g. boards or blank holders)



917.009



917.010



917.00911



917.0101

CABLE RETRACTOR Custom Module

#	
917.299	For the integration of cable retractor modules into TOP FRAME, POWER FRAME and PIX with Custom Module Suitable for AMX® Retractor models: HDMI 4K, DisplayPort, Mini DisplayPort, VGA with audio jack, USB 3.0, RJ45 Ethernet Cat.6



917.299

Torx T6 screws for Custom Modules

#	
917.041	Black Designed for 10 screwing cycles Contents: 10 items
917.111	Stainless steel In mounting plate Designed for 10 screwing cycles Contents: 10 items M2 screws for stainless steel mounting plate (917.064)



917.041


917.111

Torx T6 screwdriver

#	
917.040	Torx T6 screwdriver to fit the screws on the Custom Modules Black



917.040

 See the glossary for detailed information on use/application.

Rextron HDBaseT

The Plug & Play solution for meeting points and meeting rooms.

Share information from up to 4 devices (laptops) at the touch of a button. The buttons are already integrated into the appropriate Custom Modules. The signals from the changeover switch to the display or projector are either transferred via HDBaseT or as original HDMI signals.

BENEFITS

- **Zero-loss transmission of image and sound signals via CAT cable up to 70 metres in length**
- **Simple cabling**
- **Plug & Play**
- **No programming needed**
- **Resolution up to UHD (4K) possible**
- **Compatible with HDBaseT-capable displays and projectors**

Rextron HDBaseT transmitter

- Output: HDMI + HDBaseT via RJ45
- Max. cable length 70 metres

#	
903.211	With 3 inputs Input: 2 x HDMI, 1 x VGA + audio Consisting of Rextron transmitter + BACHMANN control box
903.212	With 4 inputs Input: 2 x HDMI, 1 x VGA + audio, 1 x DisplayPort Consisting of Rextron transmitter + BACHMANN control box



903.211

Rextron HDBaseT receiver

#	
903.201	Input: HDBaseT via RJ45 Output: HDMI, HDCP compatible



903.201

Mounting accessories

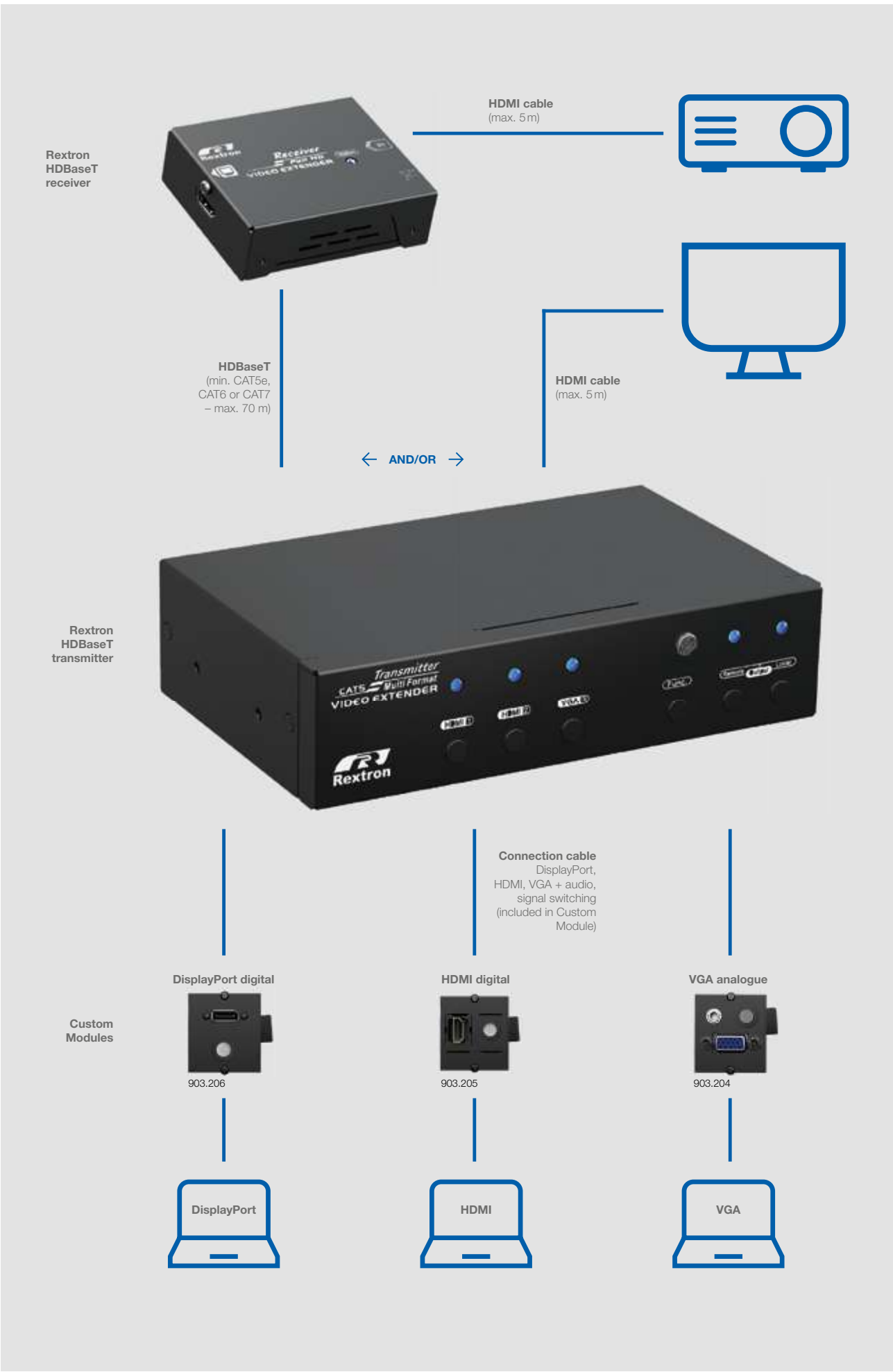
#	
903.203	Mounting bracket for Rextron HDBaseT transmitter 2 units



903.203


For suitable **audio/video cables**, see page 216 onwards.

For suitable **Custom Modules**, see page 201.



Patch cable

Patch cables

#		
CAT5e patch cable plug/plug Cable CAT5e shielded Conforms to ISO/IEC 11801 and EN 50173 Ends 1 and 2: RJ45 plug with protective rubber sleeve and protective tongue for interlock		
918.003	1.0 m Grey	
940.052	3.0 m Grey	
940.053	5.0 m Grey	
CAT6a patch cable plug/plug Cable CAT7 shielded Conforms to IEC 61156-6 Ends 1 and 2: RJ45 Hirose TM12 CAT6a plug with protective rubber sleeve and unlocking tongue Suitable for 940.044, for instance		
918.006	1.0 m Black	
918.007	3.0 m Black	
918.008	5.0 m Black	
CAT6 patch cable plug/plug Cable CAT6 shielded Conforms to ISO/IEC 11801 and EN 50173 Ends 1 and 2: RJ45 plug with protective rubber sleeve and protective tongue for interlock Suitable for 940.044, for instance		
940.040	3.0 m Grey	
940.041	5.0 m Grey	
RJ12 patch cable plug/plug Cable RJ12 unshielded Conforms to ISO/IEC 11801 and EN 50173 Ends 1 and 2: RJ12 plug with protective rubber sleeve Suitable for 940.085, for instance		
940.089	3.0 m Black	



918.003



940.040



918.006




940.089

3

USB cable

USB 3.0 connection cable

#		
USB 3.0 A/A connection cable Crossed (for host-to-host connection) Ends 1 and 2: Plug A Can be used with Custom Modules with USB-A socket Fully wired		
918.081	1.0 m Black Plug black	
918.083	1.8 m Black Plug black	
918.082	3.0 m Black Plug black	
USB 3.0 A/A connection cable Straight-through (not for host-to-host connection) Ends 1 and 2: Plug A Can be used with Custom Modules with USB-A socket Fully wired		
918.176	1.0 m Black Plug grey	
918.178	2.0 m Black Plug grey	
918.177	3.0 m Black Plug grey	
USB 3.0 A/B connection cable End 1: Plug A End 2: Plug B Fully wired		
917.1205	1.0 m Black Plug black	
917.1203	3.0 m Black Plug black	



918.176




918.081



917.1205

For suitable **Keystones and keystone mounts**, see 193 onwards.

USB 3.1 Type C connection cable

#	
USB 3.1 connection cable End 1: USB Type C plug End 2: USB Type C plug	
918.190	0.5 m Black Plug, black

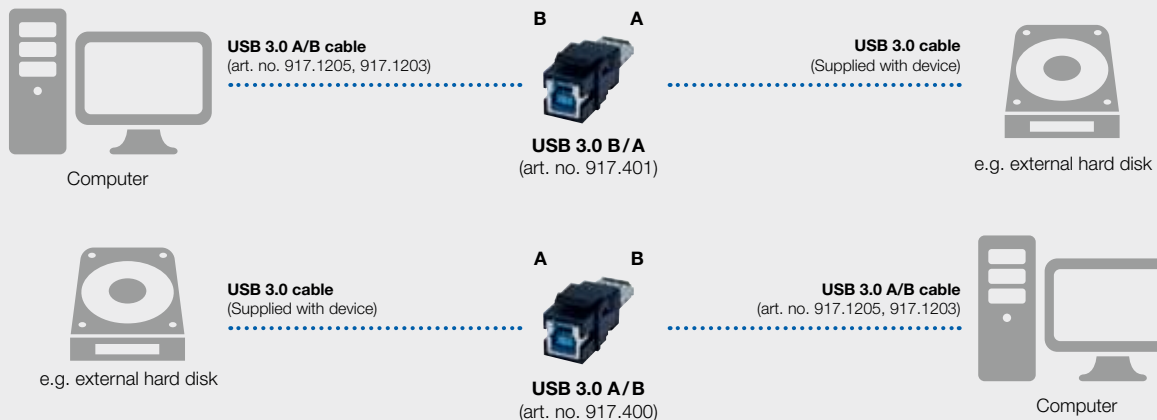


918.190

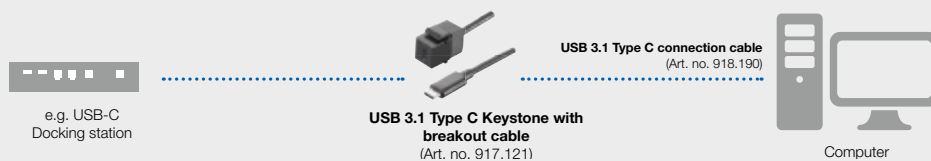
Connection with A/A Keystone module for USB 3.0 connection



Connection with A/B or B/A Keystone module for USB 3.0 connection



Connection with USB 3.1 Type C Keystone Module




For suitable **Keystones**, see page 193 onwards.

HDMI cable

HDMI connection cable

- Digital transmission of image and audio signals
- Can be used with Custom Modules with HDMI socket/socket (e.g. 918.041)

#	
	
HDMI High Speed cable 3,840x2,160px (ultra-HD) Ends 1 and 2: 19-pole HDMI plug	
918.019	3.0 m Black
918.020	5.0 m Black
HDMI cable Long distance Solid metal HDMI Standard 3,840 x 2,160 px (ultra-HD) Ends 1 and 2: 19-pole HDMI plug	
918.0201	7.5 m Black
HDMI Premium High Speed cable 3,840x2,160px (ultra-HD) Ends 1 and 2: 19-pole HDMI plug	
918.0191	1.0 m Black
918.0192	3.0 m Black
918.0193	5.0 m Black



918.0191

DisplayPort cable

DisplayPort digital cabling

- DisplayPort connection cable 1.4
- 3840 x 2160 px (Ultra-HD / 4K)
- Can be used with Custom Modules with DisplayPort socket/socket (e.g. 917.145)
- Ends 1 and 2: 20-pole DisplayPort plug

#	
	
918.0951	1.0 m Black
918.0952	3.0 m Black
918.0953	5.0 m Black



918.0951

DVI-I cable

DVI-I connection cable

- Digital transmission of image signals
- Compatible with DVI-A and DVI-D plug connectors
- Can be used for Custom Modules with DVI-I socket/socket (e.g. 917.078)

#	
	
Ends 1 and 2: 1 x DVI plug	
918.017	3.0 m Black
918.018	5.0 m Black




918.017



For cable lengths, we recommend a max. length of 7.5 m to ensure the HDMI-standard quality (ultra HD).

VGA cable


15-pole VGA HD extension cable

#		
1 x VGA For connecting: Connection panel to laptop, connection panel to signal booster, signal booster to monitor/TV (optional) Ends 1 and 2: 1 x VGA plug 15 HD		
918.009	1.0 m Black	
940.047	3.0 m Black	
940.048	5.0 m Black	



918.009

High-quality combination cable

#		
1 x VGA 1 x miniature jack For connecting: Connection panel to laptop, connection panel to signal booster, signal booster to monitor/TV (optional) Ends 1 and 2: 1 x VGA plug 15 HD, 1 x miniature jack plug 3.5 mm Plug with metal housing and shielding		
918.067	3.0 m Black	
918.068	5.0 m Black	
918.069	10.0 m Black	
1 x VGA 1 x miniature jack 1 x control signal Ends 1 and 2: 1 x VGA plug 15 HD, 1 x miniature jack plug 3.5 mm; 1 x RJ12 Plug with metal housing and shielding Additional ferrite cores are not needed Can be used for Custom Modules with VGA + miniature jack socket/socket and button (e.g. 917.134)		
903.108	3.0 m Black	




918.069



Audio cable

3.5 mm miniature jack connection cable

- Transmission of audio signals
- Can be used with Custom Modules with socket/socket miniature jack (e.g. 917.045/917.157)

#		
Ends 1 and 2: 3.5 mm stereo miniature jack plug		
918.010	1.5 m Black	
918.011	2.5 m Black	
918.012	5.0 m Black	



918.010

For suitable **Custom Modules**, see page 190.

Independent Systems





Independent Monitor

Independent Monitor	220
.....
Application components	222
.....
Configuration options	224
.....

Independent Workplace

Independent Workplace	226
.....
Application components	227
.....
Configuration options	229
.....

MOV:E

MOV:E	230
.....



4

Independent Monitor

Whether in presentations, video conferences or on websites:
the act of sharing visual content with colleagues, customers and partners is key to the world of work today.

The Independent Monitor from BACHMANN offers a new, flexible approach to teamwork: the battery means the monitor can be used wherever it is needed, irrespective of rigid infrastructure such as sockets, network connections or cabled devices. It is easy to operate and, thanks to a battery life of 6 to 8 hours, can be used to present information without wires for an entire working day.

The integrated status display on the battery provides a constant overview of the remaining operating time for the Independent Monitor. Batteries can be fully charged at night to ensure reliable, efficient use during the day. A high-resolution display and integrated loudspeakers present audio and video content in high quality.

BENEFITS

- **Plug & Play**
- **Position anywhere**
- **Long battery life**
- **Can be upgraded with various technical components**
- **Electronic height adjustment**



For suitable **application components**, see page 222 onwards.

You will find more information in our **Next Generation Office brochure** or at www.bachmann.com.

Application components

Battery

#	
Battery pack	
700.0010	LI1000 battery Portable battery, battery capacity 967 Wh, battery voltage 42–58 VDC Black, similar to RAL9005
Charger	
700.0110	Charger TL 150 portable Mobile charging of the LI1000 battery Black, similar to RAL9005



700.0010



700.0110

Media caddy

- Mobile with base plate
- Prepared for DC displays up to 58" with monitor box and docking station including electric height adjustment
- Powder-coated steel sheet
- VESA hole distances 300 x 100 mm, 300 x 200 mm, 300 x 300 mm, 300 x 400 mm, 300 x 500 mm, 400 x 100 mm, 400 x 200 mm, 400 x 300 mm, 400 x 400 mm, 400 x 500 mm

#	
700.3002	Black, similar to RAL9005



700.3002

Display

#	
700.4000	SWEDX SDS58K8-01 Monitor Professional 58" LED display Picture format 16:9 Ultra-HD resolution: 3,840 x 2,160 Brightness: 350 cd/m ²



700.4000

Media equipment

#	
903.700	Barco ClickShare CS-100 Wi-Fi presentation system
903.800	Bright Sign LS423 Digital Signage Player



903.700



903.800

Accessories

#	
---	--

Connecting cable

149.0000	Connecting cable for SWEDX SDS58K8-01 monitor 0.6 m
149.0001	Connecting cable for Barco ClickShare CS-100
918.200	HDMI 2.0 cable 1.0 m Black
918.201	HDMI 2.0 cable 3.0 m Black
149.0004	Connecting cable for SWEDX SDS58K8-01 monitor 2.0 m



903.710



903.711

Media equipment accessories

903.710	Barco ClickShare Extra Button USB dongle
903.711	Barco ClickShare tray
903.712	Barco ClickShare Bundle 2 x button 1 x storage tray
903.810	Bright Sign Wi-Fi antenna



903.712

Media caddy accessories

700.9000	Shelf Steel sheet in black similar to RAL9005
----------	---



903.810



700.9000

Configuration options

Do you want to configure the Independent Monitor to suit your requirements and use it in various situations? BACHMANN offers many options to fulfil your wishes.



Overview of configuration options

Application components	Basic Bundle 701.0011	Digital Signage Bundle 701.0013	Meeting Bundle 701.0015	Furniture Bundle 701.0017
Battery				
700.0010 LI1000 battery	•	•	•	•
700.0110 TL150 portable charger	•	•	•	•
Media caddy				
700.3002 Media caddy Black, similar to RAL9005	•	•	•	
Display				
700.4000 SWEDX SDS58K8-01 monitor	•	•	•	•
Media equipment				
903.700 Barco Clickshare CS-100			•	
903.800 Bright Sign LS423		•		
Accessories				
700.9000 Shelf Black, similar to RAL9005			•	
903.810 Bright Sign Wi-Fi antenna		•		
149.0000 Connection cable for SWEDX SDS58K8-01 monitor 0.6 m	•	•	•	
149.0004 Connection cable for SWEDX SDS58K8-01 monitor 2.0 m				•
149.0001 Connection cable for Barco Clickshare CS-100			•	•
918.200 HDMI 2.0 cable 1.0 m		•	•	
918.201 HDMI 2.0 cable 3.0 m				•
700.2010 Docking station Black, similar to RAL9005				•

4

Battery

700.0010



Charger

700.0110



Docking station

700.2010



Shelf

700.9000



Barco Clickshare

903.700

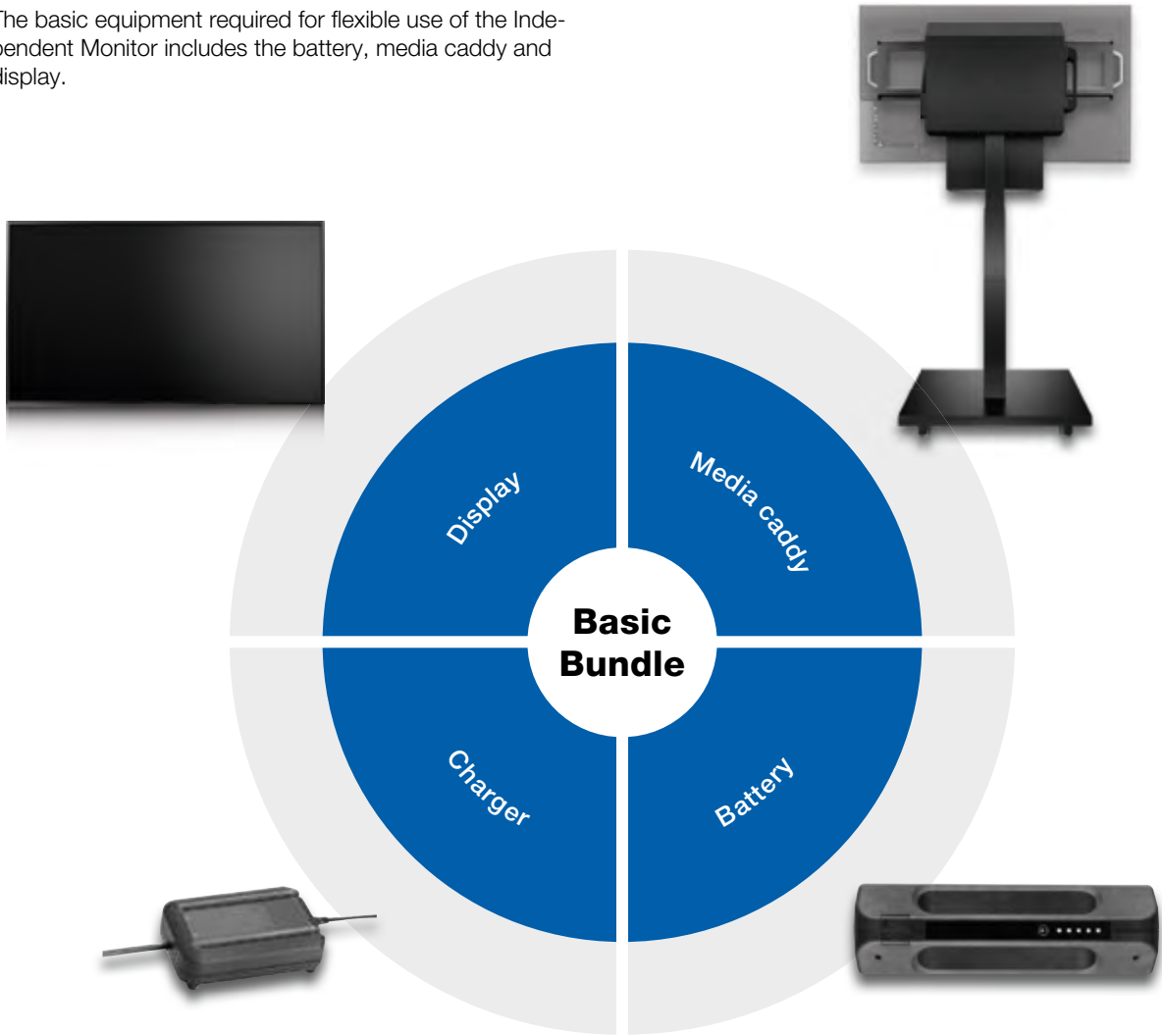


BrightSign

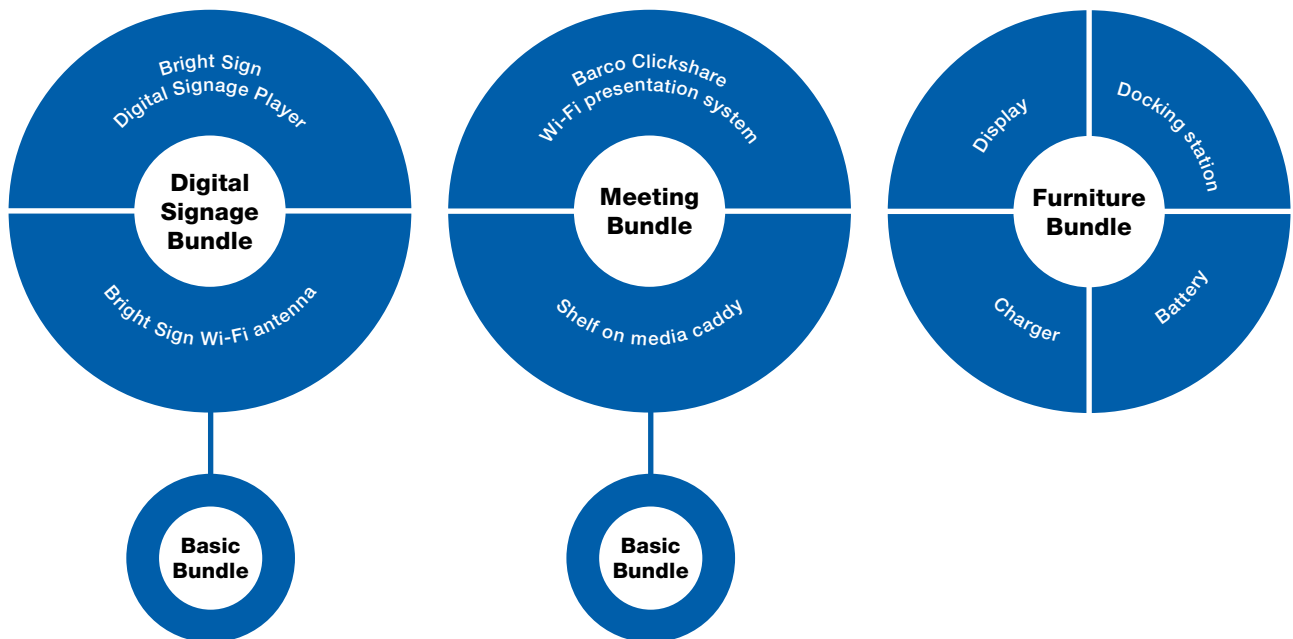
903.800



The basic equipment required for flexible use of the Independent Monitor includes the battery, media caddy and display.



4





4

Independent Work- place

Project-based, flexible working, whether in a team or alone – with the Independent Workplace from BACHMANN, cutting-edge features are no longer just a vision of the future. Various scenarios can already be incorporated into daily routines today. From mobile touchdown areas to fully fledged workplaces: the Independent Workplace's modular system enables maximum flexibility.

Irrespective of the power supply system and traditional building infrastructure, the wireless workplace can be flexibly and portably positioned wherever it is needed. The Independent Workplace is supplied as an expandable system kit. It comprises coordinated components that ensure the desired mobility and spontaneity. Thanks to an innovative battery system, it lasts a full working day.

A Power Distribution Unit in the form of a multi-converter is the interface between various end devices and the power supply. Unregulated battery voltage is converted appropriately and supplies compatible hardware with the required operating voltage.

BENEFITS

- **Mobile, thanks to the wireless design**
- **Supports contemporary working philosophies**
- **Flexible in the event of workplace reorganisation**
- **Maximises flexibility and spontaneity**
- **Flexible response to new work situations**

Application components

Battery

#	
Battery pack	
700.0010	LI1000 battery Portable battery, battery capacity 967 Wh, battery voltage 42–58 VDC Black, similar to RAL9005
Charger	
700.0110	Charger TL 150 portable Mobile charging of the LI1000 battery Black, similar to RAL9005
700.0111	Charger TL 150 fix Charger for stationary charging of the battery LI1000 Black, similar to RAL9005



700.0010



700.0110

Display

#	
700.4010	Hannspree HP275CJB Professional 27" LED display Picture format 16:9 Resolution 1,920 x 1,080 full HD USB Type-C powered



700.4010

Power distribution

#	
700.2010	Docking station Mount for LI1000 battery Connection for Multi-Converter or Charger TL 150 fix Black, similar to RAL9005
700.1010	Multi-Converter 1 x WIELAND GST15i2 (12 VDC /max. 1.5 A), 1 x WIELAND GST15i2 (24 VDC / max. 4.5 A), 3 x USB-A charger, 3 x USB-C charger PD 2.0 Black, similar to RAL9005



700.2010



700.1010

Accessories

#	
Connecting cable	
918.201	HDMI 2.0 cable 3.0 m Black
918.200	HDMI 2.0 cable 1.0 m Black
149.0005	Connection cable Linak CBD6S 2.0 m Black
149.0006	Connecting cable LogicData SMARTNEO 2.0 m Black
918.202	USB 2.0 Type C connection cable 2.0 m Black
USB 3.1 connection cable End 1: USB Type C plug End 2: USB Type C plug	
918.190	0.5 m Black Plug, black
Multiport adapter	
903.900	Startech Dual Monitor USB-C multi-port adapter USB-C to dual 4K HDMI adapter 100 W PD 3.0 2 x HDMI, 2 x USB-A, 1 x RJ45 DP Alt Mode Switch
ZGX Monitor Arm	
945.005	ZGX Monitor Arm Crossbar For 2 monitors Black
945.006	ZGX Monitor Arm Crossbar For 2 monitors White/silver
ZG1 Monitor Arm	
945.001	Monitor Arm; black, similar to RAL9004
945.002	Monitor Arm; white, similar to RAL9003
945.003	Monitor Arm, glossy chrome
ZG2 Monitor Arm	
945.010	Monitor Arm Black, similar to RAL9004 Set consists of 2 monitor arms
945.011	Monitor Arm White, similar to RAL9003 Set consists of 2 monitor arms
945.012	Monitor Arm glossy chrome Set consists of 2 monitor arms
Charger TL 150 accessories	
700.0112	Holder for Charger TL 150 fix Mount for the Charger TL 150 fix



918.190



945.003
Glossy chrome



945.012



945.006
white/silver

You will find more information in our **Next Generation Office brochure** or at www.bachmann.com.

Configuration options

Overview Independent Workplace

#	Description	Independent Workplace Touch Down Bundle 701.1000	Independent Workplace Single Display Bundle 701.1001	Independent Workplace Dual Display Bundle 701.1002	Independent Workplace Ladestation Bundle 701.1003
700.0010	LI1000 battery	•	•	•	
700.1010	Multi-converter	•	•	•	
700.2010	Docking station	•	•	•	•
700.0110	TL150 portable charger	•	•	•	
700.0111	TL150 Fix charger				•
700.0112	Holder for Charger TL 150 fix				•
700.4010	Hannspree HP275CJB		•	• •	
903.900	Startech dual-monitor USB-C multi-port adapter			•	
918.201	HDMI 2.0 cable 3,0 m		•	• •	
918.202	USB 2.0 Type C connection cable		•	• •	
918.190	USB 3.1 Type C connection cable		•	•	



MOV:E

MOV:E is the perfect solution for anybody wanting to be released from the restrictions of office infrastructure and extension cables. The XXL energy store provides sufficient power to run and charge all common office devices – from laptops through to digital flip charts.


In addition, the product design features a clean, timeless style and high-quality materials. MOV:E is available in elegant black or a high-quality aluminium look. Customised, individual colour designs are available upon consultation. Optional accessories such as an adapter for attaching a safety lock complete the functionality of MOV:E.

The extra-strong MOV:E XXL energy store is “Made in Germany” and meets the highest safety requirements as certified by the VDE (IEC). We like to MOV:E it, MOV:E it!

BENEFITS

- **Plug & Play earthing contact (CEE7/3), USB-A and USB-C Fast Charging**
- **Flexible and portable power supply**
- **Easy to use: Plug & Play**
- **Fast charging**
- **Design elements with a special feel**

MOV:E Power Unit

#	
	
	Socket outlet with earthing contact USB A and C charging
702.5000	MOV:E Power Unit 1x CEE7/3 2x chargers USB A 5 V DC 2x chargers USB C 20 V DC 220 W 230 Wh Aluminium housing, anodised, black With carrying handle Incl. power supply, black
702.5001	MOV:E Power Unit 1x CEE7/3 2x chargers USB A 5 V DC 2x chargers USB C 20 V DC 220 W 230 Wh, Aluminium housing, anodised, natural With carrying handle Incl. power supply Aluminium/black
	USB A and C charging
702.5100	MOV:E Power Unit 2x chargers USB A 5 V DC 2x chargers USB C 20 V DC 220 W 230 Wh Aluminium housing black, anodised With carrying handle Incl. power supply, black
702.5101	MOV:E Power Unit 4x chargers USB A 5 V DC 4x chargers USB C 20 V DC 220 W 230 Wh Aluminium housing, anodised, natural With carrying handle Incl. power supply Aluminium/black




702.5000



702.5001

Accessories

#	
	
	Adapter for safety lock
702.5301	MOV:E adapter for safety lock for fastening a safety lock, e.g. a Kensington lock (Optional – cannot be retrofitted!)
	Docking station
702.5200	MOV:E Docking station 100-240 V AC 24 V DC 5 A Plastic, black
	Holder / docking tray
702.5300	MOV:E holder for Samsung Flip 55" for hanging, with carrying handle Multiplex material White




702.5301




702.5200

You will find more information in our **Next Generation Office Brochure** and at www.bachmann.com.

Monitor Arms





ZG1

ZG1 MONITOR ARM 236

ZG2

ZG2 MONITOR ARM 238

ZGX

ZGX MONITOR ARM 240



Smart in approach:

Concealed under the magnetic covers, the right mounting tool is always to hand.




Easy mounting:

No need to crawl under the desk – with mounting brackets, the base can be affixed effortlessly from above.



Surprisingly strong:

The proven strength of our monitor arms enable them to carry monitors with a weight of up to 11 kg and a size of up to 34\".



Overshoot protection:

The 180° lock function protects monitors against collisions with the wall behind.



ZG1 MONITOR ARM

5

The ZG1 Monitor Arm not only features impressive ergonomics and convenient positioning. Its design is also a real highlight. In keeping with the Clean Desk principle, cables are simply hidden by cover plates that can be removed easily. Magnetic covers complete the appealing, contemporary design.

Functionally, its stability is impressive: based on spring-force technology, the arm can even support large monitors (3–11 kg, < 34") with ease. The 360° rotation with the smart 180° lock feature ensures individual and secure positioning. The ZG1 Monitor Arm is easy to mount using the handy mounting-tool set behind the removable covers.

To avoid collisions under the desk, the mounting brackets are affixed to the tabletop edge from above.

BENEFITS

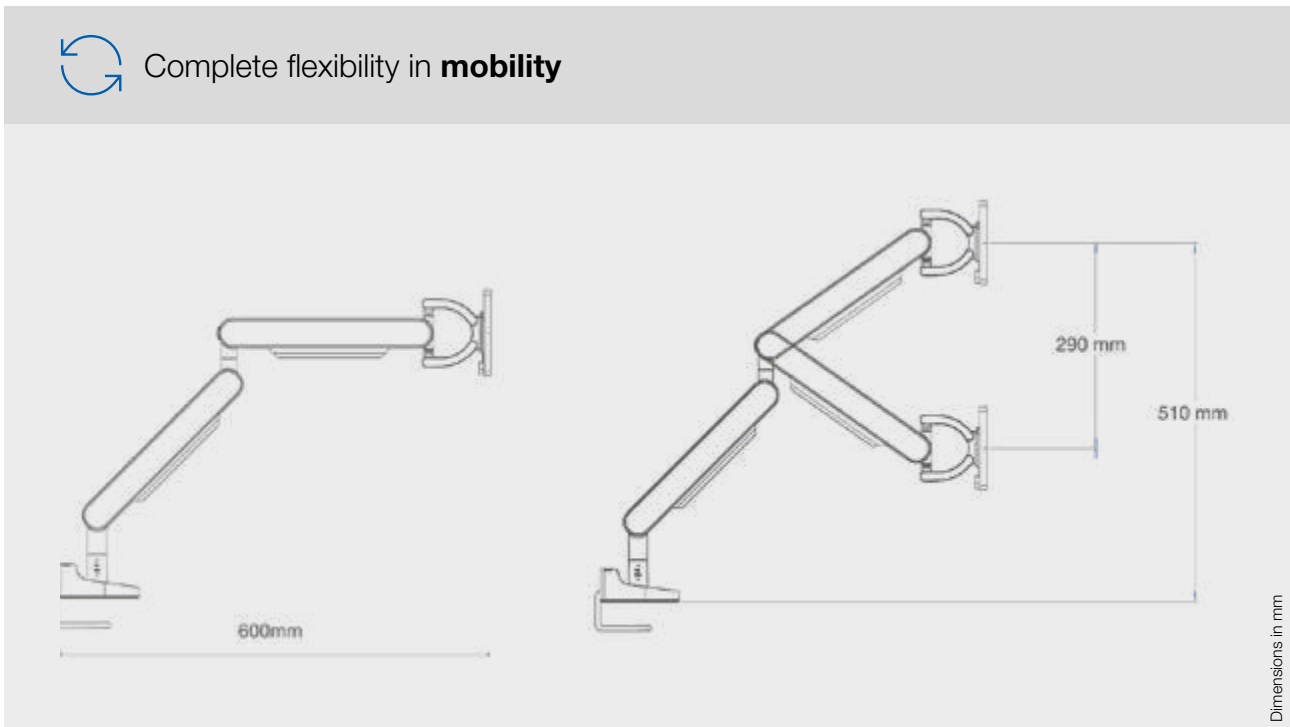
- **Mounted from above**
- **High load capacity of up to 11 kg**
- **Clean Desk thanks to concealed cables**
- **Flexible positioning**

AWARDS





Complete flexibility in **mobility**



Glossy chrome



Black



White

5

ZG1 Monitor Arm

- Material: Aluminium
- Dimensions: 600 x 510 mm
- Mounting: Easy mounting from above with mounting bracket.
- Monitor size 17"-34"
- Load capacity up to 11 kg
- Monitor not included in scope of delivery

#	
---	--

945.001	Monitor Arm; black, similar to RAL9004
945.002	Monitor Arm; white, similar to RAL9003
945.003	Monitor Arm, glossy chrome



945.003
Glossy chrome



ZG2 MONITOR ARM

5

Various working situations, perfect positioning, superior flexibility! All provided by the ZG2 Monitor Arm. Whether for working alone or as part of a team: the independent swivel arms ensure that monitors can be positioned exactly where you want them. Along with the ergonomic functionality, the Monitor Arm features an exceptional design. An integrated cable guide helps to keep your desk tidy – the cables are concealed behind easily removable cover plates.

But its true genius lies in its functionality. The ZG2 can easily support two large monitors (<11 kg, <34"). The 360° rotation with the smart 180° lock feature ensures individual and secure positioning. The tilting range of 20° to the front and 35° to the rear enables even more individuality. The Monitor Arm can be mounted easily using a handy mounting tool set.

BENEFITS

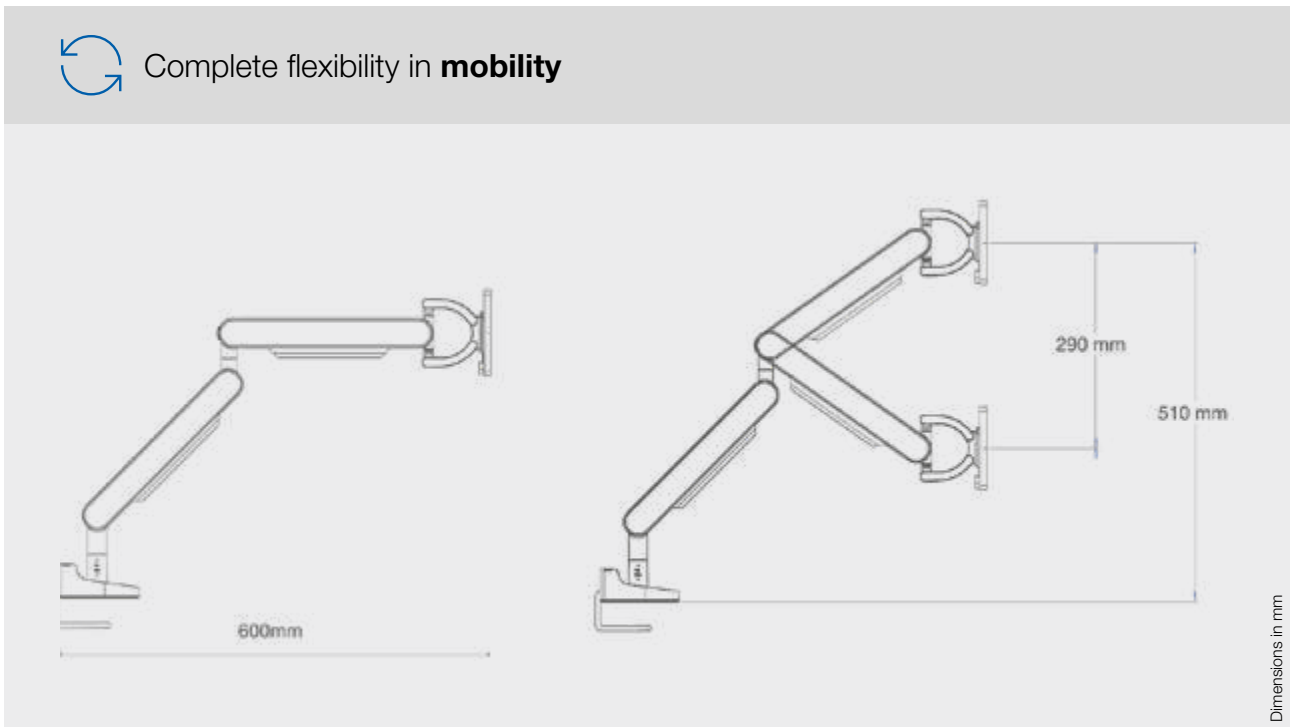
- **Two independent swivel arms**
- **Flexible positioning**
- **Easy mounting**
- **Easier team working**
- **Outstanding ergonomic design**

AWARDS





Complete flexibility in **mobility**



ZG2 Monitor Arm

- Material: Aluminium
- Dimensions: 600 x 510 mm
- Mounting: Easy mounting from above with mounting bracket.
- Monitor dimensions 2 x 30" (weight-dependent)
- Load capacity up to 11 kg
- Monitor not included in scope of delivery


#	
---	--

ZG2 Monitor Arm

945.010	Monitor Arm Black, similar to RAL9004 Set consists of 2 monitor arms
945.011	Monitor Arm White, similar to RAL9003 Set consists of 2 monitor arms
945.012	Monitor Arm glossy chrome Set consists of 2 monitor arms



945.012



ZGX MONITOR ARM

5

Whether for new applications or as an extension: the ZGX is the perfect extension to the ZG1. With its stable cross bar, the Monitor Arm can easily support two monitors. The monitors can be adjusted easily and, as ever, ensure ergonomics in the workplace. And the concealed cable guide still makes sure your desk remains tidy. The Monitor Arm is available in the designer colours silver-white and black.

Familiar functionality: the arm can even support large monitors (<5 kg, <27") with ease. A practical handle is used to move the monitors into your chosen position and ensures secure positioning wherever you want the monitors. 360° rotation with smart 180° lock feature completes the manoeuvrability package. The ZGX cross bar is easy to mount.

BENEFITS

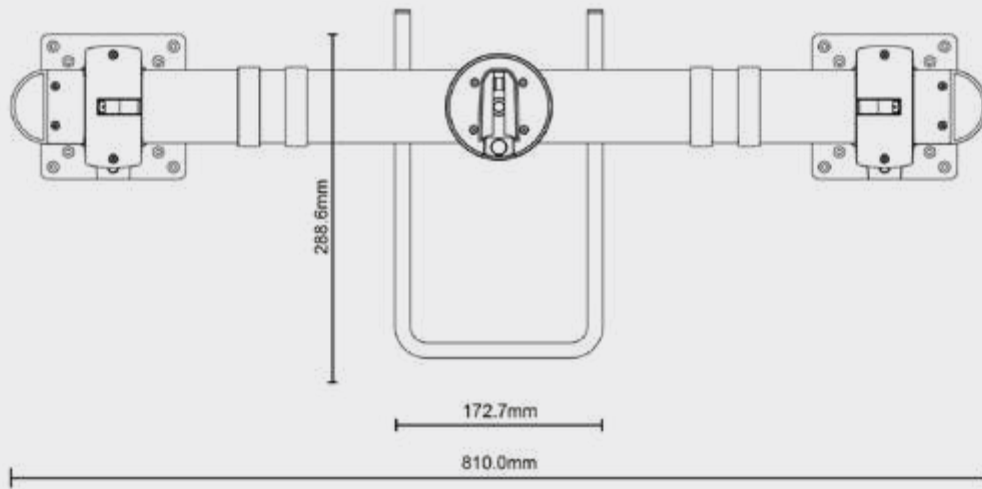
- **Easy mounting**
- **High load capacity of up to 10 kg**
- **Intuitive adjustment**
- **Convenient manoeuvrability**
- **Concealed cabling**

AWARDS





Complete flexibility in **mobility**



Dimensions in mm




white/silver

5

ZGX Monitor Arm

- Material: Aluminium
- Dimensions: 810 x 288 mm
- Mounting: Easy mounting as an extension to the ZG1
- Monitor dimensions 2 x 27" (weight-dependent)
- Load capacity 3 to 4.6 kg per monitor
- Monitor not included in scope of delivery

#	
945.005	ZGX Monitor Arm Crossbar For 2 monitors Black
945.006	ZGX Monitor Arm Crossbar For 2 monitors White/silver



945.006
white/silver

Lamps





Mobile

Stick lamps/handheld lamps	244
Professional work lamps	245
Professional tripod with screw mounting	246


Stationary

LED Spotlights	247
Illumination material	248
Accessories	249

Stick lamps/ handheld lamps

Battery-powered LED handheld lamp

- Magnetic holder
- Plastic
- 230 V~ mains adapter
- Automotive charger
- With switch
- Individually blister packaged
- Ø 6 cm

#		
Battery-powered LED handheld lamp		
394.188	60 LEDs, 3.6 W With 1 magnetic holder Length: 42 cm	
394.190	160 LEDs, 9.6 W With 2 magnetic holders Length: 53.5 cm	




394.188



394.190

Stick lamp

- 8 W fluorescent bulb
- Not interchangeable. With built-in reflector
- Electronic ballast unit built into the handle, 50 Hz
- Plastic version with shock resistant protection tube and rotatable hook
- 5.0 m H05RN-F 2 x 0.75 mm² supply cable with 2.5 A Euro plug
- IP20, including illuminant


#		
394.184	Black Ø 1.5 cm Length without hook: 46.5 cm	



394.184

Professional stick lamp with energy-saving bulb

- 11 W/250 V~, IP54
- Interchangeable, anti-glare, giving a pleasant light
- Oil-resistant rubber design with shock-resistant protective tube
- Integral reflector and robust hanging hook
- 5.0 m H05RN-F 2 x 1.00 mm² rubber cable with contour plug
- Splash-proof and dust-proof design
- Includes illuminant (Dulux S 11 W)


#		
720.006	Black Protection class II Double-insulated Length: 40 cm	



720.006

Rubber handheld lamp

- Socket E27, max. 100 W/250 V~
- Interchangeable, with protective glass
- Oil-resistant rubber design
- Metal basket with integrated hook, without light bulb
- Length: 27 cm

#		
394.183	5.0 m H05RN-F 2 x 1.0 mm ² supply cable with plug IP44 Protection class II Double-insulated Black	
394.187	Without cable IP40 Black	
910.1011	Replacement glass Protective glass	



394.183

Professional work lamps

Magnum Future LED spotlight

#	
720.035	2 x socket outlet with earthing contact on back 5 m H07RN-F 3 x 1.5 mm ² SMD LED 32 W / 250 V~ IP44



720.035

Mobile halogen lamp

- 2 m cable: H05VV-F3G 1.00 mm² with plug
- 400 W R7S illuminant included
- Die-cast aluminium housing with cooling fins
- Continuously adjustable frame in black with carrying handle

#	
720.013	Black 400 W IP44



720.013

Mobile halogen lamp with tripod

- 2 m cable: H05RN-F3G 1.00 mm² with plug
- 400 W R7S illuminant included
- Die-cast aluminium housing with cooling fins
- Tripod with aluminium die-cast articulation | Height adjustable up to 2 m
- With handy cable rewind function
- For outdoor use

#	
722.009	Stand colour yellow Load 5–7 kg 400 W IP44



722.009

Battery-powered LED spotlight

#	
720.038	20 W Samsung LED chip Approx. 1500 lumens Li-ion battery: 7.4 V / 8800 mAh



720.038

Professional tripod with screw mounting

Professional tripod with screw mounting

- For one spotlight
- Extended length: 200 cm
- Retracted length: 108 cm
- Distance between the supporting feet: 92 cm
- Diameter of supporting foot: 3.5 cm
- Bearing capacity: 15 kg
- Product weight: 2.2 kg
- Professional tripod with click-head system
- For clamping one spotlight, plus two mounting fixtures for two additional spotlights
- Quick mounting without tools
- Extended length: 200 cm
- Retracted length: 108 cm
- Distance between the supporting feet: 92 cm
- Diameter of supporting foot: 3.5 cm
- Bearing capacity: 15 kg
- Product weight: 2.3 kg

#	
730.009	Black With screw mounting
730.010	Black With click-head system



730.009

LED Spotlights

Chip LED spotlight

- Die-cast aluminium housing
- Swivelling and lockable reflector with safety glass
- Energy efficiency class: F/G
- For continuous outdoor use
- Practical hanging, positioning and fixing options
- Light colour 4000 K | Radiation angle 120°
- 230 V / 16 A / 50-60 Hz

#	
Without motion detector With rubber hose line IP65	
720.0362	80 W Samsung LED chip Approx. 6,800 lumen 2 m H07RN-F 3G 1.5 mm ² with earthing contact plug
720.047	120 W Samsung LED chip Approx. 10,200 lumen 2 m H07RN-F 3G 1.5 mm ² with earthing contact plug




720.0362

720.047

Illumination material

Light chain


- With plug and end piece
- External dimensions approx. 5.30 x 13.30 mm
- Includes rubber plug and end piece with hook
- Without light bulb
- Only in combination with LED light bulb max. 1 W / 2 W P45 / 4 W A60

#		
740.005	10 m cable With 10 E 27 lamp holders Green	
740.006	20 m cable With 20 E 27 lamp holders Green	



740.005

Lamp holders

#		
Illumination lamp holder E27 For outdoor use Heat and weather resistant thermoplastic		
740.000	Max. 40 W Protection class II/IP44 Up to 165 °C without sealing ring Splash-proof when used with sealing ring (740.001/740.012) – please order separately	
Illumination lamp holder with mounting base Black For fixing to firm surfaces Only use outside with rubber seal Sealing ring (740.001/740.012) – please order separately		
740.010	E 14 Fixing screw spacing: 40 mm	
740.011	E 27 Fixing screw spacing: 46 mm	



740.000

740.011

Sealing ring for illumination lamp holders


- For fitting or retrofitting lamp holders to light chains for outdoor use
- Guaranteed drip water protection when bulb is directed downwards

#		
740.001	E 27 Black	
740.012	E 14 Black	



740.001

Accessories for illumination light chains

#		
Connection box		
740.015	Black For flat cables H05RN H2-F, 5.0 x 13.0 mm	
End piece for illumination cable		
740.004	Black DIN 0282 With hook for hanging For securing the cable end	
Flat coupling for illumination cable		
740.003	Black DIN 0282 With hinged lid and mounting Without earthing contact For contour plugs only	
Flat cable plug for illumination cable 16 A/250 V-		
740.002	Black DIN 49406 For cables H05RN H2-F2x 1.5 mm ² , solid rubber version Without earthing contact With snap latch	
Solid rubber right-angled plug		
740.017	Black IP44 For flat cable With snap latch With screw terminals Assembled with two screws from front	



740.015

740.004



740.003

740.002



740.017

Accessories

E 27 holder with earth spike

- Plastic housing with seal, splash-proof
- Lamp body can be swivelled
- For use only with PAR38 80 W illuminant (not included)

#	
720.000	Black IP44 2.0 m cable: H05RN-F 2 x 1.00 mm ² with contour plug




Lamp holder, pre-wired

- 60 W plastic E 27 holder
- 0.2 m H03VV-F 2 x 0.75 mm²
- 250 V~ | 4 A | T180

#	
With plug-in terminal	
641.1711	Black
641.2711	White
With 2-pole screw terminal	
641.1701	Black



Light bulb adapter

#	
730.005	E 27 to E 14 External thread: E 27 Internal thread: E 14 Thread: Brass Insulation: Plastic
730.008	E 40 to E 27 External thread: E 40 Internal thread: E 27 Thread: Brass Insulation: Porcelain




730.005



730.008

Porcelain terminal

#	
For wire cross sections up to 2.50 mm² Without wire protection, heat-resistant up to 300 °C/temperature of low-volt range	
950.000	1-pole Dimensions: 17 x 9.5 x 12 mm Hole diameter approx. 3.1 mm
950.013	3-pole with central fixing hole Dimensions: 33 x 19 x 16 mm Hole diameter approx. 4.3 mm
950.002	2-pole with central fixing hole Dimensions: 21 x 18 x 16 mm Hole diameter approx. 4.3 mm
For wire cross sections up to 4mm²	
950.010	2-pole with central mounting hole Hole diameter approx. 4.2 mm Dimensions 24 x 21.2 x 19.8 mm



950.000

950.013



950.002

Outdoor twilight switch IP44 series 8813 | 97 x 65 x 43 mm

- 230 V~ | 50 Hz
- 16 A ohmic load, 8 A inductive load
- The twilight switch can optionally be set for 1–9 hours or just from dusk to dawn
- Switch-on threshold 10 lux | Switch-off threshold over 15 lux
- Operating temperature: -40 °C to +40 °C
- Cable: 15 and 18 cm H07RN-F


#	
924.193	Black With timer IP44



924.193

Twilight switch DS-A, series 8812 | 34 x 23 x 16 mm

- 230 V~ | 50/60 Hz | +/- 10 %
- Max. load 100VA at Tu = -20 °C to +35 °C
- Load current max. 430 mA
- Switch-on threshold approx. 5–10 lux | Switch-off threshold approx. 30–40 lux
- Cast housing
- For ohmic, inductive and capacitive loads
- Opening angle of 30 degrees
- 1 item on blister card

#	
924.171	White With external sensor Length 250 mm



924.171

Pulse starter, series 8600

- Instant ignition (rapid starter)
- For fluorescent bulbs, reduces the costs of maintenance and replacement of fluorescent
- Protects the environment
- 10-year warranty, -30 °C to +75 °C

#	
924.168	EFS 600/200–260 V 4–125 W



924.168

Silicone housing, MAXI series 1000

- For halogen cold light mirror bulbs 6U 5.3, Ø 51 mm, 12 V~, maximum 35 W
- Do not use Cool Beam illuminants
- Triple-insulated | Without light bulb

#	
---	--

With cable and ceramic holder

924.224	Transparent
924.225	White

With cable and ceramic holder | Loose | Supplied in bags, packaging unit of 50

924.332	White
---------	-------

Without cable and ceramic holder | Loose | Supplied in bags, packaging unit of 50

924.334	White
---------	-------



924.224

Decorative rings, series 1002

- For MAXI series 1000 silicone housing
- Dimensions: inner 5 cm, outer 8 cm

#	
924.250	Matt brushed stainless steel



924.250

Silicone recessed spotlight housing, MAXI series 1000 GU10

- MAXI silicone recessed spotlight housing for high-voltage halogen and LED illuminants with GU10 bulb base
- Ø: 51 mm | 230 V~ | Max. 35 W or GU10 V LED illuminant up to 5 W

#	
924.350	White
924.352	Transparent
924.355	Grey (similar to RAL7016)

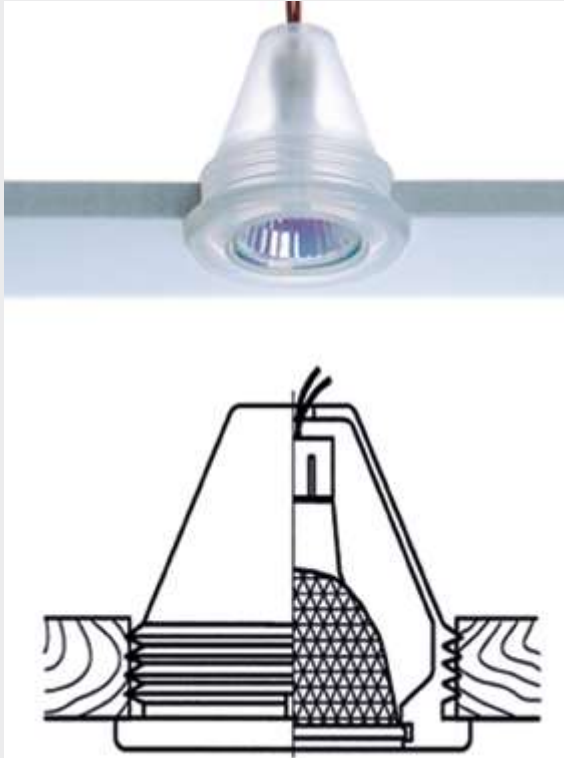


924.350



924.355

MAXI silicone housing for low-voltage recessed halogen spotlights



The MAXI silicone housing consists of a high-tech, high-temperature-resistant elastomer with exceptional material properties that will suit a wide range of applications:


- Totally rust-free
- Resistant to UV, ozone and ageing
- Heat and cold resistant
- Excellent resistance to weather and maritime environments
- Quick and easy to assemble and dismantle
- No fitting of individual components
- Light bulbs changed without tools
- No troublesome metal rings
- Can also be used for shops and exhibition stands (to match décor!)
- Quick mounting technology
- Mounting without springs

Mounting in:

- Solid material of various thicknesses
- Fragile materials such as plasterboard, fibreboard, fixing plates, etc.

Electrotechnical accessories





inter BÄR

Dimmers	256
Switches/buttons	259
Safety products	268
Special products	269

Dimmers

LED dimmer for external buttons, series 8122

- 250 V~ | 50 Hz | 4–160 W/VA | LED 3–55 W
- For dimmable LED bulbs, high-voltage halogen bulbs and light bulbs
- Phase-control dimmer with soft-start and memory function
- Totally silent dimming!
- On/Off/Dimming using external button

#	
924.083	Black



924.083

LED pushbutton dimmer with cord, series 8124

- 250 V~ | 50 Hz | 5–150 W/VA | LED 3–55 W
- For dimmable LED illuminants, high-voltage halogen bulbs, light bulbs, dimmable LED filament illuminants
- On/Off/Dimming using a pushbutton
- Soft-start and memory function
- With orientation light
- Flicker-free dimming thanks to individual illuminant adjustment
- For connecting textile cables and cables with a max. Ø of 7.5 mm
- Totally silent operation
- For hand and foot operation

#	
924.0166	Black
924.0167	White



924.0166



924.0167

LED pushbutton dimmer with cord, series 8119 | 81 x 32 x 23 mm

- With soft-start and memory function
- 250 V~ (+/- 10%), 50 Hz, 5–100 W/VA, LED 3–35 W
- For dimmable LED illuminants, high-voltage halogen bulbs and light bulbs
- Electronic, transistor-controlled, phase-controlled dimmer without inductor
- On/Off/Dimming using a pushbutton
- Active current limiting with overtemperature protection
- Low-noise operation
- Flicker-free dimming thanks to option of setting basic and maximum brightness
- For connecting cables with a max. Ø of 7.5 mm
- Compact design

#	
924.354	Black



924.354

LED line intermediate dimmer, series 8116

- 250 V~ | 50 Hz | 7–110 W/VA | LED 3–35 W
- Separate On/Off switch, dimming function via control wheel
- For low-voltage halogen bulbs with conventional transformers, high-voltage halogen bulbs and light bulbs

#	
924.0161	Black For dimmable LED lamps and energy saving lamps



924.0161

Line intermediate dimmer/reverse phase control dimmer, series 8113 | 130 x 60 x 35 mm


- 250 V~ | 50 Hz | 20 to 300 VA
- Mode of connection (intermediate or cord end dimmer) freely selectable
- Hand and foot operation
- Orientation light | Separate On/Off switches
- For low-voltage halogen bulbs with electronic transformers, high-voltage halogen bulbs and light bulbs
- No fuse protection | Buzz-free

#		
924.353	Housing transparent	
924.338	Housing, black	



LED line intermediate dimmer, series 8115


- 250 V~ | 50 Hz | 7–110 W/VA
- Mode of connection (intermediate or cord end) freely selectable
- Hand and foot operation
- For dimmable LED light bulbs, low-voltage halogen bulbs with magnetic transformers, high-voltage halogen bulbs and light bulbs

#		
924.345	Housing, black	
924.346	Housing, white	
924.347	Housing, transparent	
924.348	Housing, gold	



LED line rotary dimmer, series 8118 | Ø 33 mm x L110 mm

- 250 V~ (+/- 10 %) | 50 Hz | 5–100 W/VA, LED 3–35 W
- Electronic, transistor-controlled, phase-controlled dimmer without inductor
- For dimmable LED illuminants, high-voltage halogen lamps and light bulbs
- On/Off/Dimming by turning the housing
- Active current limitation with overtemperature protection
- Totally silent operation
- Flicker-free dimming thanks to option of setting basic and maximum brightness
- Can be freely positioned due to symmetrical construction type
- For connecting textile cables with a max. Ø of 8 mm

#		
924.0163	Black without cable	
924.0164	White without cable	
924.0165	Transparent without cable	




Line intermediate dimmer, series 8114 | 96 x 41 x 29 mm

- 250 V~ | 50 Hz | 20 to 200 W/VA
- Revolving off function, with protective conductor connection
- For low-voltage halogen bulbs with conventional transformers, high-voltage halogen bulbs and light bulbs
- Externally accessible fuse switch for easy replacement of fuse

#		
924.344	Housing gold Rotating wheel black	
924.342	Housing, transparent Rotating wheel, light grey	




#		
924.343	Housing, white Rotating wheel, light grey	
924.340	Housing, black Rotating wheel light grey	



Line intermediate dimmer, series 8013 | 107 x 60 x 30 mm


- 250 V~ | 20–500 W
- For low-voltage halogen bulbs with conventional transformers, high-voltage halogen bulbs and light bulbs
- For hand and foot operation

#		
924.075	Housing, black Slider, black	
924.076	Housing, white Slider, white	
924.077	Housing, gold Slider, gold	
924.265	Housing, titanium Slider, black	
924.336	Housing, transparent Slider, transparent	



Line-end dimmer, series 8013 | 107 x 60 x 30 mm

- 250 V~ | For high-voltage halogen bulbs, light bulbs and low-voltage halogen bulbs (for conventional transformers) from 20–500 W
- Hand and foot operation
- With 2 m cable and device plug, plug with shutter

#		
924.078	Housing, black Slider, black	
924.079	Housing, white Slider, white	
924.080	Housing, gold Slider, gold	
924.266	Housing, titanium Slider, black	



Switches/buttons

Line intermediate switch, series 5052 | 66 x 30 x 21 mm

- 2 A/250 V~ | On/Off switch, 2-pole
- With screwed contacts
- Fluorescent rockers
- For dual-insulated flat cable, 2 x 0.75 mm
- Marking 0-1

#	
	

Illuminated, for protection class II equipment

924.031	Housing, white Rocker, white
---------	--------------------------------



924.031

Line intermediate switch, series 5044 | 81 x 32 x 29 mm

- 2(1)A/250 V~ | On/Off switch, 1-pole
- Housing and strain relief screwed, 2 connector terminals
- For dual-insulated flat cable, 2 x 0.75 mm² and 3 x 0.75 mm²
- Strain relief
- Screwed contacts

#	
	

924.023	Housing, white Button, black
924.024	Housing, black Button, black
924.025	Housing, white Button, white
924.026	Housing, brown Button, beige
924.027	Housing, gold Button, gold
924.259	Housing, transparent Button, transparent
924.260	Housing, titanium Button, black



924.023



924.024



924.025



924.026



924.027



924.259



924.260

Line intermediate switch, series 8007 | 61 x 23 x 15 mm

- 2 A/250 V~ | On/Off switch, 1-pole
- Strain relief and housing screwed
- Neutral conductor terminal
- For dual-insulated flat cable, 2 x 0.75 mm²
- Screwed contacts

#	
	

924.036	Housing, black Rocker, black
924.037	Housing, white Rocker, white
924.038	Housing, brown Rocker, brown



924.036



924.037



924.038

Line intermediate switch, series 8002 | 58x28x29 mm (without button)

- 2 A/250 V~ | On/Off switch, 1-pole
- Strain relief sleeve, screwed
- Snap-in mounting assembly for housing, with inserted pushbutton switch | Button Ø 12 mm
- Neutral conductor terminal
- For dual-insulated flat cable, 2 x 0.75 mm²

#		
924.033	Housing, white Button, white	
924.034	Housing, brown Button, brown	




924.033



924.034

Line intermediate switch, series 5055 | 67x22x17 mm (without rocker)

- 3(2)A/250 V~ | On/Off switch, 1-pole
- Strain relief via insulating screw, snap-on housing
- Neutral conductor terminal
- Contacts with silver, therefore particularly suitable for LED
- For dual-insulated flat cable, 2 x 0.5 mm² and 2 x 0.75 mm²

#		
924.043	Housing, black Rocker, black	
924.044	Housing, white Rocker, white	
924.045	Housing, brown Rocker, brown	
924.046	Housing, gold Rocker, gold	



924.043



924.044




924.045



924.046

Line intermediate switch, series 8006 | 76x26x23 mm

- 6(4)A/250 V~ | On/Off switch, 1-pole
- Screw-in strain relief sleeve | Screwed housing | 2 connecting terminals
- Marking 0-I
- For dual-insulated flat cable, 2 x 0.75 mm² and 3 x 0.75 mm²
- Suitable for secondary-side switching of halogen lamps

#		
924.047	Housing, black Rocker, black	
924.048	Housing, white Rocker, white	
924.049	Housing, brown Rocker, brown	
924.050	Housing, gold Rocker, brown	



924.047



924.048



924.049



924.050

Line intermediate switch, series 8010 | 80x30x25 mm

- 10(4)A/250 V~ | On/Off switch, 2-pole
- Screw-in strain relief sleeve | Screwed housing | Connecting terminal for protective conductor
- Marking 0-I
- For cables 2 x 0.75 mm² and 3 x 0.75 mm²

#		
924.051	Housing, black Rocker, red	
924.052	Housing, white Rocker, white	
924.053	Housing, brown Rocker, beige	



924.051



924.052



924.053

Line intermediate switch, series 8010 | 80x30x25 mm | illuminated

- 10(4) A/250 V~ | On/Off switch, 2-pole
- Screw-in strain relief sleeve | Screwed housing | Connecting terminal for protective conductor
- Marking 0-I
- Illuminated
- For cables 2 x 0.75 mm² and 3 x 0.75 mm²
- Screwed contacts

#	
924.327	Housing, black Rocker, red



924.327

Line intermediate switch, series 8011 | 105x37x37 mm

- 2 A/250 V~ | Multi-circuit switch, 1-pole
- Housing with double cable exit | 2 connecting terminals
- Switches between 0-1-1+2-2-0
- For cables 2 x 0.75 mm² and 3 x 0.75 mm²
- Screwed contacts

#	
924.054	Housing, black Button, black
924.055	Housing, white Button, white



924.054



924.055

Series 8075 line intermediate switch

- 2 A/250 V~ AC | On/Off switch, 1-pole
- Screwed housing and strain relief
- Neutral conductor terminal
- For dual-insulated flat cables 2 x 0.75 mm²

#	
924.084	Housing, white Rocker, white
924.086	Housing, black Rocker, black



924.084



924.086

Foot intermediate switches

- Ø 66 mm
- With screwed contacts
- For cables 2 x 0.75 mm² and 3 x 0.75 mm²
- 2 connecting terminals | Snap-in mounting for housing | Strain relief sleeve, screwed
- Strain relief

#	
---	--

Series 5062 foot intermediate switch 2(1) A, 250 V~ On/Off switch, 1-pole	
924.262	Housing transparent Button transparent



924.262



924.058

Series 5062 foot intermediate switch 2(1) A, 250 V~ On/Off switch, 1-pole	
--	--

924.056	Housing, gold Button, gold
---------	------------------------------

924.057	Housing, white Button, black
---------	--------------------------------

924.058	Housing, black Button, black
---------	--------------------------------

924.059	Housing, white Button, white
---------	--------------------------------

924.060	Housing, brown Button, beige
---------	--------------------------------



924.059



924.060

Series 8009 foot intermediate switch 2(1) A, 250 V~ On/Off switch, 1-pole	
--	--

924.062	Housing, black Button, black
---------	--------------------------------

924.063	Housing, white Button, white
---------	--------------------------------

924.064	Housing, brown Button, brown
---------	--------------------------------

924.065	Housing, gold Button, gold
---------	------------------------------




924.064



924.068

Series 8009 foot intermediate switch 2(1) A, 250 V~ Multi-circuit switch, 1-pole Switches between 0-1-1+2-2-0	
--	--

924.067	Housing, black Button, black
---------	--------------------------------


#		
924.264	Housing, gold Button, gold	
Series 8009 foot intermediate switch 6(2) A, 250 V~ On/Off switch, 1-pole Suitable for secondary-side switching of halogen lamps		
924.068	Housing, black Button, black	
924.069	Housing, white Button, white	



924.069

Pull switch | On/Off switch, 1-pole

- Screwed contacts
- T 125 °C

#		
Series 3716 pull switch 4(1) A, 250 V~		
924.151	Housing, black Two-hole mounting Hole distance 20 mm Mounting holes Ø 3.4 mm	
Series 3730 pull switch 2(1) A, 250 V~		
924.152	Housing, black Single-hole mounting Mounting holes Ø 3.2 mm	
924.153	Housing, black Hole distance 22–25 mm With screw-on brackets	
Series 3746 pull switch 2 A/250 V~ Hole distance 23 mm Mounting holes Ø 3.4 mm With mounting plate		
924.156	Housing, brown-black Pull cord entry on end face	
Series 3746 pull switch 2 A/250 V~ Two-hole mounting Hole distance 22 mm Mounting holes Ø 3.4 mm		
924.154	Housing, brown-black Pull cord entry on end face	
924.155	Housing, brown-black Pull cord entry on side face	



924.151

924.152



924.153

924.156



924.154

Pull switch, series 3717

- 2(1) A, ~ 250 V, T 85 °C
- Screwless terminal connectors

#		
924.258	Cable cross-section at least 0.75 mm ² 1-pole	



924.258

Pull cord

- 25 cm, with pull cone
- Suitable for switch types 3716, 3717, 3730, 3746

#		
924.158	White	



924.158

Line-end switch, series 8016 | 30 x 51 x 20 mm

- 10(2)A/250 V~ | On/Off switch, 1-pole
- With screwed contacts | Screwed housing and strain relief sleeve
- Marking 0 - 1

#		
924.073	Housing, white Rocker, white	
924.074	Housing, black Rocker, black	




924.073



924.074

Console push-button with spring contact, series 5120 | 39 x 34 x 15 mm


- 2(1)A/250 V~ | Break-contact switch, 1-pole
- With screwed contacts | Two-hole mounting, mounting holes Ø 3.5 mm
- T 85 °C

#		
Hole distance 25.5 mm Industrial version without additional housing Please note: Ensure installation is VDE-compliant, e.g. bolt only to insulating surfaces (plastic)		
924.071	Housing, white Button, white	
924.072	Housing, black Button, black	
Hole distance 43 mm Trade version with additional housing		
924.203	Housing, white Button, white	
924.103	Housing, black Button, black	



Pushbutton switch


- On/Off switch, 1-pole
- Central mounting M 10x1 mm | Screwed contacts
- Bell-shaped nut screwed on

#		
Series 3030 pushbutton switch 2(1) A, 250 V~ T 85 °C Bell-shaped nut screws on, constant switch position		
924.137	Button, white Thread length 11.5 mm	
924.138	Button, black Thread length 11.5 mm	
924.1430	Button, black Thread length 7.5 mm	
924.1370	Button, white Thread length 7.5 mm	
Series 8001 pushbutton switch 6(2) A, 250 V~ T 85 °C Suitable for secondary-side switching of halogen lamps		
924.144	Button, white Thread length 8 mm	



Button, series 8001


- 2(0.7)A/250 V~ | Normally open contact, 1-pole
- Central mounting M 10x1 mm | Screwed contacts
- Bell-shaped nut screwed on
- T 100 °C

#		
924.149	Button, white Universal for 8–15 mm thread, with 2 thread-reducing rings	



Toggle switch, series 8400


- 6(4) A, 250 V~
- Suitable for devices of protection class II | Central fastening M 12 x 0.75 mm
- Hexagonal and knurled nut screwed on
- Thermoplastic toggle and housing | Contacts made of silver | Connections silver-plated
- Suitable for secondary-side switching of halogen lamps
- T 85 °C

#		
On/Off switch, 1-pole		
924.160	Solder connection	
924.161	Plug connection 4.8 mm	
Changeover switch, 1-pole		
924.162	Solder connection	
924.163	Plug connection 4.8 mm	



Rocker switch, series 3652


- 16(8) A, 250 V~
- With and without illumination
- Spade terminals 6.3 x 0.8 mm
- No centre position
- T 125 °C

#		
On/Off switch, 1-pole Illuminated Without rocker printing Cut-out dimensions 11 x 30 mm		
924.111	Housing, white Rocker, red	
924.112	Housing, black Rocker, red	
924.113	Housing, black Rocker, yellow	
924.114	Housing, black Rocker, green	
On/Off switch, 1-pole Non-illuminated Without rocker printing Cut-out dimensions 11 x 30 mm		
924.090	Housing, white Rocker, white	
924.091	Housing, black Rocker, black	
On/Off switch, 2-pole Illuminated Rocker printing with 0 Cut-out dimensions 22 x 30 mm		
924.096	Housing, white Rocker, red	
924.097	Housing, black Rocker, green	
924.0970	Housing, black Rocker, blue	
924.098	Housing, black Rocker, yellow	
924.099	Housing, black Rocker, red	
On/Off switch, 2-pole Non-illuminated Rocker printing with 0 Cut-out dimensions 22 x 30 mm		
924.094	Housing, white Rocker, white	
924.095	Housing, black Rocker, black	
On/Off switch 2 x 1-pole Illuminated Without rocker printing Cut-out dimensions 22 x 30 mm		
924.120	Housing, black Rocker red/red	
Changeover switch, 1-pole Non-illuminated Without rocker printing Cut-out dimensions 11 x 30 mm		
924.092	Housing, black Rocker, black	
Changeover switch, 2-pole Non-illuminated Without rocker printing Cut-out dimensions 22 x 30 mm		
924.109	Housing, black Rocker, black	



SPVC covers and frames, series 22

- Retrofit to series 3652 as splash-water and dust protection

#	
	
For 1-pole rocker switches	
924.115	Frame, white Cap, clear
924.116	Frame, black Cap, clear
For 2-pole rocker switches	
924.118	Frame, black Cap, clear



924.115




924.116



924.118

Rocker switch, series 8004

- 6(2) A/250 V~ | On/Off switch, 1-pole
- Snap-in fixing for 19.4 x 13 mm cut-out
- Suitable for secondary-side switching of halogen lamps
- Non-illuminated, marking 0-I
- T 85 °C

#	
	
924.128	Screw terminals Housing, black Rocker, red



924.128

Rocker switch, series 8005


- 16(4) A/250 V~ | On/Off switch, 2-pole
- Snap-in fixing for 22 x 30 mm cut-out
- Combined spade terminals, 6.3 mm
- Screw terminals M 3
- Illuminated, marking 0-I
- T 85 °C

#	
	
924.129	Housing, black Rocker, red



924.129

Rocker switch, series 8014

#	
	
Fits hole diameter 21.7 mm, Class II, screwed contacts, with shutter On/Off switch, 1-pole 6(2) A, 250 V~ T 120 °C Suitable for secondary-side switching of halogen lamps	
924.133	Housing, black Rocker, black
924.134	Housing, white Rocker, white
Installation dimension Ø 22 mm, fixing thread M 22, Class II On/Off switch, 1-pole 6(2) A, 250 V~ T 85 °C Screwed contacts, with plastic hexagonal nut Suitable for secondary-side switching of halogen lamps	
924.131	Housing, white Rocker, white
924.132	Housing, black Rocker, black
Snap-in fixing for cut-out 22 x 30 mm, combined spade terminals 6.3 mm On/Off switch, 2-pole 16(4) A, 250 V~ T 85 °C Screw terminals M 3, with water protection cap, illuminated, marking 0 I	
924.136	Housing, red Rocker, red



924.133



924.134




924.132



924.136

Flush rocker switch, series 3627 | IP65

- 16(8) A, 250 V~
- Illuminated
- Spade terminals 6.3 mm
- Snap-in fixing for 22 x 30 mm cut-out
- Marking 0-I

#		
On/Off switch, 2-pole Illuminated T 125 °C		
924.176	Housing, black Rocker, green	
924.178	Housing, black Rocker, red	



924.176

924.178

Flush rocker switch, series 3628

- 10(4) A
- Spade terminals 4.8 x 0.8 mm
- Installation dimensions 22 x 19 mm
- Marking 0 – I

#		
On/Off switch, 2-pole Non-illuminated T 105°C		
924.190	Housing, black Rocker, black	



924.190

Flush rocker switch, series 3630

- 5 A
- Spade terminals 4.8 x 0.8 mm
- Installation dimension 20 mm Ø
- Marking 0 – I


#		
On/Off switch, 2-pole Non-illuminated T 105°C		
924.191	Housing, black Rocker, black	



924.191

Flush rocker switch, series 3631

- 10(4) A, 250 V~ | T125°
- Without illumination
- Spade terminals 4.8 x 0.8 mm
- Installation dimensions 19 x 13 mm

#		
On/Off switch, 1-pole Illuminated T 125 °C		
924.110	Housing, black Rocker, red with white marking 0-I	
Changeover switch, 1-pole		
924.182	Housing, black Rocker, black	



924.110



924.182

Flush rocker switch, series 3632

- 10(2)A | 250 V~ | 1-pole | T125°
- Changeover switch with central position "OFF", non-illuminated
- Installation dimensions 19 x 13 mm
- Spade terminals 4.8 x 0.8 mm

#		
924.183	Housing, black White marking I-0-II	



924.183

Flush rocker button, series 3633

- 6 (2)A | 250 V~ | 1-pole | Normally open contact | T125°
- Installation dimensions 19 x 13 mm
- Spade terminals 4.8 x 0.8 mm


#		
924.184	Housing, black Non-illuminated	



924.184

Flush rocker switch, series 3634

- 10 (4)A | 250 V~ | 2-pole | On/Off switch | T125°
- Installation dimensions 19 x 13 mm
- Spade terminals 4.8 x 0.8 mm
- White marking 0-I

#		
924.185	Housing, black Non-illuminated	
924.186	Housing, black Rocker green illuminated	



924.185



924.186

Flush pressure switch, series 3635

- 16 (4)A | 250 V~ | 2-pole | On/Off switch | T125°
- Installation dimensions 19 x 13 mm
- Spade terminals 4.8 x 0.8 mm


#		
924.1371	Housing, black Rocker, black	



924.1371

Flush rocker switch, series 3658

- 16 (4)A | 250 V~ | 2-pole | On/Off switch | T125°
- Installation dimensions 19 x 13 mm
- Spade terminals 6.3 mm
- With rubber seal
- Water and dust protection as per IP65

#		
924.187	Housing, black Button green illuminated	
924.188	Housing, black Button red illuminated	



924.187




924.188

Safety products

Teddy, series 6310

- Socket guard for insertion into socket outlets with earthing contacts
- Cover cap with key
- Only to be removed from outlet with the key supplied

#		
Loose (price per item), 50 items in a box		
924.005	White	
5 items and 3 keys in transparent bag (price per bag)		
924.201	White	
924.101	Black	
924.004	Brown (supplied in units stated)	



924.201




924.101



924.004

Teddy automatic, series 6320

- Socket guard for gluing into socket outlets with earthing contacts

#		
Loose (price per item), 250 items in a box		
924.012	White	
5 items on blister card (price per card)		
924.009	White	
924.010	Black	
924.011	Brown	



924.009




924.010



924.011

Protective caps, series 2002

- For plugging into socket outlets with earthing contact and UTE sockets

#		
924.1720	White 1 piece (loose)	
924.172	White 10 items in transparent bag (price per bag)	



924.172

Teddy duo, series 6330

- Night light plus socket outlet protection
- With key

#		
1 item on blister card (price per card)		
924.001	Gives a red light	



924.001

Special products

Overload protection-power strip type 8110

- 250 V~ | 50 Hz/16 A
- For connecting devices with high energy consumption (e.g. washing machines and dryers)
- 1.5 m connection cable with plug
- 1 or-2 sockets with automatic switch-off, power dependent
- 1 socket outlet for continuous power
- Screw-on
- Weight 450 g

#	
924.164	2-way 1x socket outlet for continuous current 1x socket outlet depending on the electricity consumption
924.165	3-way 1 socket CEE7/3 continuous power 2 sockets CEE7/3 depending on the electricity consumption



924.164

Pinfix, series 8821

- Special solution for heavy flat-connector power packs
- For the whole of Europe (except Switzerland)
- 1 item on blister card

#	
924.329	Black
924.330	White



924.330

Series 1500 FILUXX lamp connection system

- Standard-compliant installation of ceiling lamps
- FILUXX system body and system plug
- Load-bearing up to 10 kg

#	
Filuxx series 1500	
924.356	White Including cavity ceiling socket, base plate and cover ring



924.356



This **overload-protected power strip** solves the problem of running two power-hungry appliances such as a washing machine and a tumble drier from a single supply cable. It prevents fuses being blown and avoids the need for new cables to be installed. The two appliances can be run simultaneously because the power strip cuts out the tumble dryer during the water-heating phase of the washing machine. Once the heating stage is completed, the dryer will automatically be switched on again. For electronic dryers, please consult your user manual.


IT power distribution





Power Distribution Units (PDU)

19" PDU Basic 1U IEC 60320 versions (C13, C19)	272
19" PDU Basic 1U – country-specific versions	274
19" PDU Basic >1U	277
PDU Basic 1U IEC 60320 versions (C13, C19)	279
PDU Basic 1U – country-specific versions	281
Inline PDU Basic 1U	283
BlueNet – Smart Solutions	286
BN0500	296
BN2000	298
BN3000	300
BN3500	303
BN7000	305
BN7500	307
BN3000 Inline	309
Accessories	311



19" PDU Basic 1U IEC 60320 versions (C13, C19)

A PDU (Power Distribution Unit) in a compact 1U size. For installing horizontally in 19" server racks, as well as in other applications in which IT devices are powered by **IEC 60320 C13 and C19 outlets**. The PDUs are reliable and durable thanks to their robust aluminium profile and high-quality components. Their modular design and the versatile function modules enable them to be set up to satisfy customised requirements. The lockable outlets conform to IEC 60320, are available with an IEC Lock® as an option, provide protection against unexpected failures and ensure maximum safety in data centres.

A version with country-specific outlets is available on request.

BENEFITS

- **Protection thanks to lockable outlets**
- **Up to 12 outlets per PDU**
- **Individual function modules**
- **Easy installation**
- **Reliable power supply**

19" PDU Basic 1U (230-400 V / 50 Hz) | Incl. mounting brackets

#	C13	C19	Outlets in total	Phase(s)	Cable length	Thermal/micro fuse (A)	With locking clips	Current per phase (A)	Rated voltage (V)	Profile colour	Plug	Cable type	
333.540	8		8	1	2	10		10	230	Grey	C14	H05VV-F 3G 1,00 mm ²	440 x 44 x 47 mm
333.408	8		8	1	2	10		10	230	Grey	CEE 7/7	H05VV-F 3G 1,50 mm ²	440 x 44 x 47 mm
333.539	9		9	1	2			16	230	Grey	CEE 7/7	H05VV-F 3G 1,50 mm ²	440 x 44 x 47 mm
800.2284	12		12	1	2	10	•	10	230	Grey	C14	H05VV-F 3G 1,50 mm ²	440 x 44 x 47 mm
333.616	12		12	1	2		•	16	230	Grey	CEE 7/7	H05VV-F 3G 1,50 mm ²	440 x 44 x 47 mm
333.830	12		12	1				16	230	Grey	Connection terminal		440 x 44 x 47 mm
800.0111*		6	6	3	3			16	400	Grey	CEE 16A	H05VV-F 5G 2,50 mm ²	440 x 44 x 47 mm
333.815		8	8	1	2			16	230	Grey	C20	H05VV-F 3G 1,50 mm ²	440 x 44 x 47 mm
800.2332	8	3	11	1	2			16	230	Grey	C20	H05VV-F 3G 1,50 mm ²	440 x 44 x 47 mm
800.3723	12		12	1	2	10	•	10	230	Grey	CEE 7/7	H05VV-F 3G 1,50 mm ²	440 x 44 x 47 mm



* C19 with IEC lock



19" PDU Basic 1U – country-specific versions

A PDU (Power Distribution Unit) in a compact 1U size. For installing horizontally in 19" server racks, as well as in other applications in which IT devices are powered by **country-specific outlets**. The PDUs are reliable and durable thanks to their robust aluminium profile and high-quality components. Their modular design and the versatile function modules enable them to be set up to satisfy customised requirements.

Other versions with international outlets (C13/C19) are available on request.

BENEFITS

- **Up to nine socket outlets per PDU**
- **Individual function modules**
- **Easy installation**
- **Reliable power supply**

19" PDU Basic 1U (230 V / 50 Hz) | Incl. mounting brackets

#					Outlets in total	Phase(s)	Cable length	RCD 30 mA	Thermal/micro fuse (A)	Switch	Current per phase (A)	Profile colour	Rated voltage (V)	Plug	Miniature circuit breaker	Cable type		
333.407	5				5	1	2				16	Grey	230	CEE 7/7		H05VV-F 3G 1,50 mm ²	440 x 44 x 47 mm	
333.411	6				6	1	2	•			16	Grey	230	CEE 7/7		H05VV-F 3G 1,50 mm ²	440 x 44 x 47 mm	
333.412	6				6	1	2				16	Grey	230	CEE 7/7	B16A	H05VV-F 3G 1,50 mm ²	440 x 44 x 47 mm	
333.410	8				8	1	2		10		10	Grey	230	C14		H05VV-F 3G 1,50 mm ²	440 x 44 x 47 mm	
333.538	8				8	1	2		10		10	Black	230	C14		H05VV-F 3G 1,50 mm ²	440 x 44 x 47 mm	
333.400	8				8	1	2			•	16	Grey	230	CEE 7/7		H05VV-F 3G 1,50 mm ²	440 x 44 x 47 mm	
333.416	8				8	1					16	Grey	230	Con- nection terminal			440 x 44 x 47 mm	
333.505	8				8	1	2			•	16	Black	230	CEE 7/7		H05VV-F 3G 1,50 mm ²	440 x 44 x 47 mm	
333.401	9				9	1	2				16	Grey	230	CEE 7/7		H05VV-F 3G 1,50 mm ²	440 x 44 x 47 mm	
333.506	9				9	1	2				16	Black	230	CEE 7/7		H05VV-F 3G 1,50 mm ²	440 x 44 x 47 mm	
333.805	6				6	1	2			•	13	Grey	230	UK		H05VV-F 3G 1,50 mm ²	440 x 44 x 47 mm	
333.804	7				7	1	2				13	Grey	230	UK		H05VV-F 3G 1,50 mm ²	440 x 44 x 47 mm	
333.4065	6				6	1	2	•			16	Grey	230	CEE 7/7		H05VV-F 3G 1,50 mm ²	440 x 44 x 47 mm	
333.419	8				8	1	2			•	16	Grey	230	CEE 7/7		H05VV-F 3G 1,50 mm ²	440 x 44 x 47 mm	
333.819	8				8	1					16	Grey	230	Con- nection terminal			440 x 44 x 47 mm	
333.418	9				9	1	2				16	Grey	230	CEE 7/7		H05VV-F 3G 1,50 mm ²	440 x 44 x 47 mm	
800.1263				7 (T13)	7	1	2		10	•	10	Grey	230	T12		H05VV-F 3G 1,00 mm ²	440 x 44 x 47 mm	
800.1259				8 (T13)	8	1	2		10		10	Grey	230	T12		H05VV-F 3G 1,00 mm ²	440 x 44 x 47 mm	
800.1264				7 (T23)	7	1	3			•	16	Grey	230	T23		H05VV-F 3G 1,50 mm ²	440 x 44 x 47 mm	
800.1262				8 (T23)	8	1	3				16	Grey	230	T23		H05VV-F 3G 1,50 mm ²	440 x 44 x 47 mm	
With replaceable surge protection and fault indicator contact CITEL SPD Type 3																		
800.2949	5				5	1	2				16	Grey	230	CEE 7/7		H05VV-F 3G 1,50 mm ²	440 x 44 x 47 mm	
With mains and frequency filters																		
333.406	7				7	1	2				16	Grey	230	CEE 7/7		H05VV-F 3G 1,50 mm ²	440 x 44 x 47 mm	
With surge protection																		
333.405	7				7	1	2			•	16	Grey	230	CEE 7/7		H05VV-F 3G 1,50 mm ²	440 x 44 x 47 mm	
333.535	7				7	1	2			•	16	Black	230	CEE 7/7		H05VV-F 3G 1,50 mm ²	440 x 44 x 47 mm	
333.534	8				8	1	2				16	Black	230	CEE 7/7		H05VV-F 3G 1,50 mm ²	440 x 44 x 47 mm	
333.404	8				8	1	2				16	Grey	230	CEE 7/7		H05VV-F 3G 1,50 mm ²	440 x 44 x 47 mm	
333.838			7		7	1	2			•	16	Grey	230	CEE 7/7		H05VV-F 3G 1,50 mm ²	440 x 44 x 47 mm	



#					Outlets in total	Phase(s)	Cable length	RCD 30 mA	Thermal/micro fuse (A)	Switch	Current per phase (A)	Profile colour	Rated voltage (V)	Plug	Miniature circuit breaker	Cable type	
333.4061			8		8	1	2				16	Grey	230	CEE 7/7		H05VV-F 3G 1,50 mm ²	440 x 44 x 47 mm
800.1260			7 (T13)		7	1	2	10			10	Grey	230	T12		H05VV-F 3G 1,00 mm ²	440 x 44 x 47 mm
800.1258			7 (T23)		7	1	3				16	Grey	230	T23		H05VV-F 3G 1,50 mm ²	440 x 44 x 47 mm
With surge protection Mains and frequency filter																	
333.403	5				5	1	2			•	16	Grey	230	CEE 7/7		H05VV-F 3G 1,50 mm ²	440 x 44 x 47 mm
333.537	5				5	1	2			•	16	Black	230	CEE 7/7		H05VV-F 3G 1,50 mm ²	440 x 44 x 47 mm
333.402	6				6	1	2				16	Grey	230	CEE 7/7		H05VV-F 3G 1,50 mm ²	440 x 44 x 47 mm
333.536	6				6	1	2				16	Black	230	CEE 7/7		H05VV-F 3G 1,50 mm ²	440 x 44 x 47 mm
333.4063			6		6	1	2				16	Grey	230	CEE 7/7		H05VV-F 3G 1,50 mm ²	440 x 44 x 47 mm
800.1261			5 (T13)		5	1	2	10			10	Grey	230	T12		H05VV-F 3G 1,00 mm ²	440 x 44 x 47 mm
800.1265			5 (T23)		5	1	3				16	Grey	230	T23		H05VV-F 3G 1,50 mm ²	440 x 44 x 47 mm
With PLUS surge protection																	
800.3932	8				8	1	2				16	Grey	230	CEE 7/7		H05VV-F 3G 1,50 mm ²	440 x 44 x 47 mm
800.3934	7				7	1	2			•	16	Grey	230	CEE 7/7		H05VV-F 3G 1,50 mm ²	440 x 44 x 47 mm
800.3936	8				8	1	2				16	Grey	230	CEE 7/7		H05VV-F 3G 1,50 mm ²	440 x 44 x 47 mm
With PLUS surge protection PLUS mains and frequency filter																	
800.3933	6				6	1	2				16	Grey	230	CEE 7/7		H05VV-F 3G 1,50 mm ²	440 x 44 x 47 mm
800.3935	5				5	1	2			•	16	Grey	230	CEE 7/7		H05VV-F 3G 1,50 mm ²	440 x 44 x 47 mm





19" PDU Basic >1U

A cost-effective PDU (Power Distribution Unit), size >1U. For installing in server racks and other applications in which the IT devices have **country-specific plugs**. The PDUs are reliable and durable thanks to their robust aluminium or PVC profile and high-quality components. Their modular design and the versatile function modules, such as a type 3 surge protection device and mains and frequency filters, enable them to be set up to satisfy customised requirements. To create the perfect look, the socket inserts for the aluminium profile are available in **various colours**.

BENEFITS

- **Exceptional cost-benefit ratio**
- **Individual function and colour variants**
- **Versatile installation options**
- **Reliable power supply**

19" PDU >1U ALU (230 V / 50 Hz) | Incl. mounting brackets


#		Outlets in total	Phase(s)	Cable length	Plug	Profile colour	Rated voltage (V)	Current per phase (A)	Cable type		
333.000		7	7	1	2	CEE 7/7	Grey	230	16	H05VV-F 3G 1,50 mm ²	440 x 52 x 44 mm
333.001		8	8	1	2	CEE 7/7	Grey	230	16	H05VV-F 3G 1,50 mm ²	440 x 52 x 44 mm
With surge protection											
333.005		6	6	1	2	CEE 7/7	Grey	230	16	H05VV-F 3G 1,50 mm ²	440 x 52 x 44 mm
333.004		7	7	1	2	CEE 7/7	Grey	230	16	H05VV-F 3G 1,50 mm ²	440 x 52 x 44 mm
With surge protection Mains and frequency filter											
331.0202		4	4	1	2	CEE 7/7	Grey	230	16	H05VV-F 3G 1,50 mm ²	440 x 52 x 44 mm
333.002		5	5	1	2	CEE 7/7	Grey	230	16	H05VV-F 3G 1,50 mm ²	440 x 52 x 44 mm
With PLUS surge protection											
800.3937		6	6	1	2	CEE 7/7	Grey	230	16	H05VV-F 3G 1,50 mm ²	440 x 52 x 44 mm
800.3938		7	7	1	2	CEE 7/7	Grey	230	16	H05VV-F 3G 1,50 mm ²	440 x 52 x 44 mm
With PLUS surge protection PLUS mains and frequency filter											
800.3939		5	5	1	2	CEE 7/7	Grey	230	16	H05VV-F 3G 1,50 mm ²	440 x 52 x 44 mm



19" PDU >1U PVC (230 V / 50 Hz) | Incl. mounting brackets

#		Outlets in total	Phase(s)	Cable length	Plug	Profile colour	Rated voltage (V)	Current per phase (A)	Cable type		
333.600		7	7	1	2	CEE 7/7	Grey	230	16	H05VV-F 3G 1,50 mm ²	440 x 52 x 44 mm
333.601		8	8	1	2	CEE 7/7	Grey	230	16	H05VV-F 3G 1,50 mm ²	440 x 52 x 44 mm
With surge protection											
333.605		6	6	1	2	CEE 7/7	Grey	230	16	H05VV-F 3G 1,50 mm ²	440 x 52 x 44 mm
333.604		7	7	1	2	CEE 7/7	Grey	230	16	H05VV-F 3G 1,50 mm ²	440 x 52 x 44 mm





PDU Basic 1U IEC 60320 versions (C13, C19)

The counterpart to the horizontal 19" PDU (Power Distribution Unit) – a PDU in a compact 1U size for installing vertically in the sides of server racks (ZeroU) and other applications in which IT devices are powered by **IEC 60320 C13 and C19 outlets**. The PDUs are reliable and durable thanks to their robust aluminium profile and high-quality components. Their modular design and the versatile function modules enable them to be set up to satisfy customised requirements. The lockable outlets, which come with an optional IEC Lock®, provide protection against unexpected failures and ensure maximum safety in data centres. Furthermore, the **high packing and power density** ensure efficient power distribution.

A version with country-specific outlets is available on request.

BENEFITS

- **Efficient power distribution**
- **Protection against failure thanks to lockable outlets**
- **Space-saving design**
- **Individual function modules**
- **Reliable power supply**

PDU Basic 1U (230-400 V / 50 Hz) | Incl. mounting brackets

#	C13	C19	Outlets in total	Phase(s)	Cable length	Plug	With locking clips	Profile colour	Rated voltage (V)	Current per phase (A)	Cable type	Miniature circuit breaker	
---	-----	-----	------------------	----------	--------------	------	--------------------	----------------	-------------------	-----------------------	------------	---------------------------	--



800.0105



800.0100

16 A / 230 V

800.1657*	24	3	27	1	3	CEE 16A	•	Grey	230	16	H05VV-F 3G 2,50 mm ²		1075 x 44 x 47 mm
-----------	----	---	----	---	---	---------	---	------	-----	----	---------------------------------	--	-------------------

16 A / 400 V

800.0105	18		18	3	3	CEE 16A		Grey	400	16	H05VV-F 5G 2,50 mm ²		821 x 44 x 47 mm
800.0114**	48		48	3	3	2 x WEF		Grey	400	16	H05VV-F 2 x 5G 2,50 mm ²		1840 x 44 x 47 mm
800.0104*	18	3	21	3	3	CEE 16A		Grey	400	16	H05VV-F 5G 2,50 mm ²		821 x 44 x 47 mm
800.1656*	24	3	27	3	3	CEE 16A		Grey	400	16	H05VV-F 5G 2,50 mm ²		1075 x 44 x 47 mm
800.2282	24	6	30	3	3	CEE 16A		Grey	400	16	H05VV-F 5G 2,50 mm ²		1116 x 44 x 47 mm
800.2341	36	6	42	3	3	CEE 16A		Grey	400	16	H05VV-F 5G 2,50 mm ²		1457 x 44 x 47 mm


32 A / 230 V

800.0119	20		20	1	3	CEE 32A		Grey	230	32	H05VV-F 3G 4,00 mm ²	2 x C16A	778 x 44 x 47 mm
800.2336	24	4	28	1	3	CEE 32A		Grey	230	32	H05VV-F 3G 4,00 mm ²	2 x C16A	1119 x 44 x 47 mm

32 A / 400 V

800.0102	36		36	3	3	CEE 32A		Grey	400	32	H05VV-F 5G 4,00 mm ²	6 x C16A	1586 x 44 x 47 mm
800.0101*		6	6	3	3	CEE 32A		Grey	400	32	H05VV-F 5G 4,00 mm ²	6 x C16A	820 x 44 x 47 mm
800.0100*		12	12	3	3	CEE 32A		Grey	400	32	H05VV-F 5G 4,00 mm ²	6 x C16A	1075 x 44 x 47 mm
800.2338	24	6	30	3	3	CEE 32A		Grey	400	32	H05VV-F 5G 4,00 mm ²	6 x C16A	1586 x 44 x 47 mm

* C19 with IEC lock / ** WEF = Wire end ferrules



PDU Basic 1U – country-specific versions

The counterpart to the horizontal 19" PDU (Power Distribution Unit) – a PDU in a compact 1U size for installing vertically in the sides of server racks (ZeroU) and other applications in which IT devices are powered by **country-specific outlets**. The PDUs are reliable and durable thanks to their robust aluminium profile and high-quality components. Their modular design and the versatile function modules enable them to be set up to satisfy customised requirements. Furthermore, the **high packing and power density** ensure efficient power distribution.

Alternative versions with international outlets (C13/C19) are available on request.

BENEFITS


- **Efficient power distribution**
- **Space-saving design**
- **Individual function modules**
- **Reliable power supply**

PDU Basic 1U (230-400 V / 50 Hz) | Incl. mounting brackets

#		C13	C19	Outlets in total	Phase(s)	Cable length	Plug	Rated voltage (V)	Current per phase (A)	Cable type	Miniature circuit breaker	
16 A / 230 V												
333.417	3			3	1	2	CEE 7/7	230	16	H05VV-F 3G 1,50 mm ²		208 x 44 x 47 mm
333.0122	4			4	1	2	CEE 7/7	230	16	H05VV-F 3G 1,50 mm ²		208 x 44 x 47 mm
333.413	12			12	1	2	CEE 7/7	230	16	H05VV-F 3G 1,50 mm ²		565 x 44 x 47 mm
16 A / 230 V / With surge protection												
800.2334	12			12	1	2	CEE 7/7	230	16	H05VV-F 3G 1,50 mm ²		608 x 44 x 47 mm
16 A / 400 V												
800.0107	15			15	3	3	CEE 16A	400	16	H05VV-F 5G 2,50 mm ²		821 x 44 x 47 mm
800.2337	3	18		21	3	3	CEE 16A	400	16	H05VV-F 5G 2,50 mm ²		734 x 44 x 47 mm
800.0109	6	12		18	3	3	CEE 16A	400	16	H05VV-F 5G 2,50 mm ²		821 x 44 x 47 mm
800.2339	6	24		30	3	3	CEE 16A	400	16	H05VV-F 5G 2,50 mm ²		1203 x 44 x 47 mm
800.2342	6	36		42	3	3	CEE 16A	400	16	H05VV-F 5G 2,50 mm ²		1458 x 44 x 47 mm
800.0113*	12	36		48	3	3	2 x WEF	400	16	H05VV-F 2 x 5G 2,50 mm ²		1840 x 44 x 47 mm
800.2283	6	24	6	36	3	3	CEE 16A	400	16	H05VV-F 5G 2,50 mm ²		1457 x 44 x 47 mm
800.1453	6	36	6	48	3	3	CEE 16A	400	16	H05VV-F 5G 2,50 mm ²		1713 x 44 x 47 mm
32 A / 400 V												
800.2340	6	24		30	3	3	CEE 32A	400	32	H05VV-F 5G 4,00 mm ²	6 x C16A	1586 x 44 x 47 mm

* WEF = Wire end ferrules





Inline PDU Basic 1U

A PDU (Power Distribution Unit) in a compact 1U size. For installing in server racks and other applications in which IT devices or existing socket strips need to be powered. The PDUs are reliable and durable thanks to their robust aluminium profile and high-quality components.

The Inline PDU is the ideal intermediary **retrofit solution** for safeguarding connected equipment with protective components like surge protection devices or miniature circuit breakers. This solution can be customised at any time, in order to satisfy any requirements thanks to the versatile function modules.

BENEFITS

- **Simple, cost-saving retrofit solution**
- **Increased device protection**
- **Individual function modules**
- **Reliable power supply**

19" Fusebox (400 V / 50 Hz) | Incl. mounting brackets

- Power input: 2.0 m H05VV-F 5G 4.00 mm² with CEE 32 A plug
- Power output: 2 x 1.0 m H05VV-F 5G 2.50 mm² with CEE 16 A coupling

#	Phase(s)	Rated voltage (V)	Current per phase (A)	Miniature circuit breaker	
800.0120	3	400	32	6 x C16A	440 x 44 x 47 mm



800.0120

Inline PDU Basic 1U (230-400 V / 50 Hz) | Incl. mounting brackets

- Power input: 1.0 m H05VV-F with CEE plug
- Power output: 1.0 m H05VV-F with CEE coupling

#	Phase(s)	Rated voltage (V)	Current per phase (A)	Cable type	
---	----------	-------------------	-----------------------	------------	--



800.2623



800.2546



800.2638

With replaceable surge protection and fault indicator contact | CITEL SPD Type 3

800.2621	1	230	16	H05VV-F 3G 2,50 mm ²	261 x 44 x 47 mm
800.2522	3	400	16	H05VV-F 5G 2,50 mm ²	303 x 44 x 47 mm
800.2622	1	230	32	H05VV-F 3G 4,00 mm ²	261 x 44 x 47 mm
800.2623	3	400	32	H05VV-F 5G 4,00 mm ²	303 x 44 x 47 mm

With surge protection

800.2548	1	230	16	H05VV-F 3G 2,50 mm ²	217 x 44 x 47 mm
800.2546	3	400	16	H05VV-F 5G 2,50 mm ²	343 x 44 x 47 mm
800.2638	1	230	32	H05VV-F 3G 4,00 mm ²	238 x 44 x 47 mm
800.2960	3	400	32	H05VV-F 5G 4,00 mm ²	384 x 44 x 47 mm



BlueNet – Smart Solutions

BlueNet offers a complete solution for structuring, controlling and monitoring IT power supply systems. It captures consumption and output data and provides the user with relevant data and control options for modern energy management.

Energy management

Monitor energy costs with BlueNet. All data is illustrated using the software and display. Loads can be distributed so that failures caused by overloaded power circuits can be prevented and so that messages are automatically triggered by means of variable threshold values. Restarts controlled by web link further increase availability and flexibility. The BlueNet technology can also be easily integrated into superordinate software solutions using extensive and integrated interfaces.

Safety

Every BACHMANN PDU is tested and documented during production using a computer-based test program. Electronic components are continually subjected to “stress tests” to guarantee consistent quality. BlueNet is therefore only integrated into compact, very robust yet weight-optimised aluminium housings. Most of the requirements of relevant standards and guidelines are exceeded.

Energy-efficiency

BACHMANN BlueNet PDUs save energy. The technology used has some of the lowest internal consumption levels for intelligent measurement systems in the world. The modular structure of the BlueNet PDUs guarantees maximum packing density. The tiny amount of space needed by the PDUs leaves room for cabling and air conditioning in the rack. The BlueNet series BN2000 is one of the most compact power metering solutions with integrated network and sensor interface anywhere in the world.









BN3000 – BN7500

The BN3000 – BN7500 series of our BlueNet products is synonymous with state-of-the-art technology – whether in the form of power distribution units (PDUs) that can be cascaded via Modbus, integrated, AC/DC-sensitive Residual Current Monitoring, surge protection, command line tools or the rotating OLED display.

And there's more: our features represent safety and efficiency; and can be integrated into DCIM systems. From a single workplace, you can monitor and control your data centre's complex power grid locally or remotely.

BlueNet

Efficient Power Management

	PDUs for metering				PDUs for metering and switching	
	BN0500	BN2000	BN3000	BN3500	BN7000	BN7500
 Surge protection	(•)	(•)	(•)	(•)	(•)	(•)
 Measurement per phase	•	•	•	•	•	•
 Ethernet		•	•	•	•	•
 Sensors		•	•	•	•	•
 Modbus RTU/TCP			•	•	•	•
 Type B RCM			(•)	(•)	(•)	(•)
 Switching					•	•
 Measurement per port				•		•

(•) The indicated feature is available as an option.

BlueNet features

	BN0500	BN2000	BN3000	BN3500	BN7000	BN7500
Measurement						
Current	•	•	•	•	•	•
Voltage	•	•	•	•	•	•
Phase-shift angle	•					
Frequency	•	•	•	•	•	•
Active power	•	•	•	•	•	•
Reactive power		•	•	•	•	•
Apparent power		•	•	•	•	•
Energy meter	•	•	•	•	•	•
Power factor		•	•	•	•	•
Neutral conductor monitoring		•	•	•	•	•
Measurement per phase	•	•	•	•	•	•
Measurement per socket				•		•
Optional Residual Current Monitoring (type B)			•	•	•	•
Measurement accuracy	2%	1%	1%	1%	1%	1%
Display						
Type	LCD	TFT	OLED	OLED	OLED	OLED
Display can be rotated using software		•	•	•	•	•
Switching						
Sockets can be switched					•	•
Switching with bistable relays					•	•
Operation						
Web browser		•	•	•	•	•
Local	•	•	•	•	•	•

	BN0500	BN2000	BN3000	BN3500	BN7000	BN7500
Connections						
Ethernet (10/100 Mbit/s)		•	•	•	•	•
USB			•	•	•	•
Sockets for external sensors		2	2	2	2	2
Modbus RTU (Master/Slave operation)		•	•	•	•	•
Isolated digital input			•	•	•	•
Isolated relay output			•	•	•	•
Communication						
IPv4		•	•	•	•	•
IPv6			•	•	•	•
ModBus TCP			•	•	•	•
HTTP		•	•	•	•	•
HTTPS		•	•	•	•	•
SSH			•	•	•	•
DHCP		•	•	•	•	•
SMTP			•	•	•	•
SNMPv2		•	•	•	•	•
SNMPv3			•	•	•	•
SNMP Trap		•	•	•	•	•
Syslog		•	•	•	•	•
NTP		•	•	•	•	•
LDAP			•	•	•	•
JSON			•	•	•	•

Cascading using the Master/Slave concept



A BlueNet Master PDU can manage up to 11 BlueNet Slave PDUs via a separate Modbus connection. This means you can save on expensive network ports and are able to define groups of outlet ports that include several PDUs. Grouping in this way allows you to reset multiple power supply units of a server or switch at the same time.

Every BlueNet PDU features Modbus RTU interfaces to facilitate cascading. The PDUs are connected to one another via a standard network cable – there is no need for any special cables. With this type of cascading, you only need to provide one network port for a total of six racks with two BlueNet PDUs each, for example. This makes the communication network less complex and reduces the number of IP addresses required.

The PDUs from series BN7000 and BN7500 are PoE-capable (PoE: Power over Ethernet), i.e. if you were to use a PoE switch, it would still be possible to assess the status of the PDUs and the sensors even if the power fails.

Customising with the BACHMANN modular principle

Whether home to just one rack or one thousand: every data centre has its own particular conditions that must be taken into account, especially when it comes to configuring the power supply. We are well aware that a professional and homogeneous data centre power supply requires PDUs that meet your needs, be that through a wide range of country-specific outlet ports, a variety of protection options or supplementary modules

providing modular surge protection or Residual Current Monitoring, for example. That's why, with the BlueNet series, we offer tailor-made units that extend far beyond the standard product range – even in small quantities. When used in conjunction with the BACHMANN modular system, this gives you incredible flexibility when configuring our PDUs, so you can achieve optimum energy management in your data centre.



Energy monitoring and management



Make optimum use of your resources with BlueNet: the transparency that BlueNet provides enables you to effectively measure, assess and optimise energy efficiency and costs, document peak loads and plan capacity more efficiently. A measurement is taken at each output, so the requirements of granularity level 3 outlined in the data centre standard EN 50600 are met.

The high sensor measuring accuracy of $\pm 1\%$ is an important quality feature of the BlueNet series. You can take measurements for each phase at the input of every PDU or for each output port (BlueNet BN7500), depending on your requirements. Thanks to this measuring accuracy, you will not only be able to optimise your data centre's energy costs, but also to pass them on for a specific application or customer with $\pm 1\%$ billing grade accuracy.

Colour coding



The availability of any data centre is based on various redundancy concepts, which usually feature a double power supply for all IT components at rack level. To quickly distinguish between PDUs and match them up more easily in the rack, the BlueNet PDUs are available in different colours. Users can therefore quickly differentiate between the A and B supply during the installation phase or during service/maintenance work. Different application or customer areas in the data centre (known as cages) can also be equipped with different coloured PDUs.

Clear colour coding also makes installation and mounting easier. Easy-to-mount accessories that enable the PDU to be positioned at all rack levels complete the overall BACHMANN package.

Safe connections

BlueNet provides various ways of safely connecting servers with PDUs. In addition to slide-on locking clips, which secure two

C13 ports, there is also the height-adjustable universal interlock, which can be used to lock both C13 and C19 ports.



Universal interlock C19



Locking clips



Universal interlock C13

Surge protection



Standards DIN VDE 0100-443 and IEC 60364-4-44 stipulate that a surge protection concept is a fundamental component of any new building, including new data centres that are going to be built. The effective protection zone of an SPD (Surge Protection Device) has been taken into consideration in the standards DIN VDE 0100-534 and IEC 60364-4-44 for the first time, with a maximum zone of 10 m. If this maximum distance cannot be met, then additional surge protection (type 3) should be installed as close to the protected device as possible. The experts here at BACHMANN recommend installation in the PDU, directly to the devices.

After completion and commissioning of the new data centre building, the following challenge continued to exist: What happens if the surge protection is triggered due to atmospheric influences or a switching process?

Our BlueNet series PDUs, with their standard-compliant and, above all, modular overvoltage concept are a great help here. The type 3 SPD protection modules can be replaced tool-free during operation, so the power supply will no longer have to be interrupted if the device is tripped or needs to be changed. This method is a much cheaper way of restoring the function of the surge protection device. In addition, the protection status of the arrester module is monitored by the PDU, visualised in the BlueNet software and an alarm can be issued as a signal sequence via various communication interfaces.

BlueNet sensors

Optimum operation of a data centre is conditional on a granulated measurement of the temperature, air humidity and other operating states directly in the server rack. These requirements can be met by using the BlueNet temperature sensor, combination sensor (temperature/air humidity) and the GPIO Module.

The sensors and/or the GPIO Module are connected to the sensor ports of the BlueNet PDU using Plug & Play and monitored continuously.

If values exceed or fall below configurable threshold values, this is detected and signalled at an early stage. In this way, we can ensure the air conditioning runs efficiently in your data centre, while improving operating conditions for your IT equipment at the same time. The availability of the data centre as a whole can thus be guaranteed, any loss of data caused by sudden interruptions to operation can be avoided and the energy footprint can be optimised.



GPIO Module

The GPIO Module (GPIO: general purpose input/output) allows you to expand BlueNet BN3000 – BN7500 PDUs by adding external sensors and/or actuators. Floating contacts provided on-site can then be queried and evaluated, and signalling can be performed via internal relay contacts, for example. Furthermore, it enables a physical connection to be established with the building control system for issuing alarms in response to set threshold values, such as when the residual current is exceeded.

The GPIO Module has four programmable in- and outputs that are visualised in the software interface of BlueNet BN3000 – BN7500. The PDU in the server rack therefore evolves into a central, intelligent control unit for all physical parameters.

The input contacts provide an auxiliary voltage of 7 V and can be assigned to signal sequences. The isolated output contacts

can be activated automatically by signal chains or manually via the software interface. Bistable relays enable loads of up to a maximum of 2 A/230 V AC or 2 A/30 V DC to be switched.

The GPIO Module is connected to one of the two sensor ports of the BlueNet BN3000 – BN7500 PDUs via a standard network cable. An external voltage supply is not required to operate the GPIO Module.

Benefits

- Simple monitoring and signalling
- Inputs and outputs can be visualised in the software user interface
- Configuration via BlueNet software
- Easy installation



You will find the **GPIO Module** (802.0100) on page 311.

Monitoring with BlueNet software



As well as the local display in every PDU, the BlueNet software with integrated Ethernet interface also gives you the means to monitor data at a central location from anywhere in the world, using standard browsers and the internet. For the implementation of the BlueNet PDUs in a higher-level monitoring or DCIM system (DCIM: Data Centre Infrastructure Management), we provide you with a suitable MIB file (MIB: Management Information Base). This way, you always have an overview of your PDUs: The intelligent PDUs deliver the latest status information practically in real time. You can then respond easily and immediately in the form of automated actions via the DCIM system.

Communication is encrypted and complies with common security standards. Any threshold value, network parameter or alert settings can thus be performed. For example, if a particular threshold value is reached, an alert can be emailed to the responsible employee's smartphone so appropriate measures can be taken straight away if necessary. In addition, control via the command line interface or SNMP is also possible, in order to connect to existing or higher-level systems.

Access rights to the PDU can be defined on a user-specific basis and restricted to read-only data access, for example. Only the administrator has full read and write access. The administrator can create other users and define their rights at the PDU level.

Type B Residual Current Monitoring (RCM)

Using type B Residual Current Monitoring (RCM) allows changes in the level of insulation of your power supply to be detected promptly, before protective devices are tripped by a residual current that puts people at risk and involves the risk of fire which would lead to the triggering of safety mechanisms and thus the failure of critical IT infrastructure. This time advantage allows countermeasures to be planned and contributes to the high availability of the power supply and, therefore, the data centre.

Thanks to our BlueNet PDU, this Residual Current Monitoring is not just undertaken at central measuring points in the main distribution or sub-distribution, but granulated at rack level in every PDU and even for every phase. In the event of escalation, this will help to locate the sources of errors faster and rectify them efficiently.

The residual current sensor conforms to EN 62020 and provides a high physical granularity, maximum safety and high availability. This AC/DC sensitive technology (type B) monitors all kinds of residual current and enables the user to differentiate between alternating (AC) and direct (DC) residual currents. Leakage currents, which are physically required, can therefore be distinguished from real residual currents.



Neutral conductor monitoring

Generally speaking, operators of data centres want to achieve almost symmetrical utilisation of the line conductors (phases), although this is not always possible. On top of this, the multitude of switching power supplies in the connected IT devices generate an unpleasant side effect in the form of unwanted harmonic waves, which superimpose the 50 Hz fundamental frequency in the grid.

The superimposed harmonics mean there is no longer a value of “zero” at the neutral conductor; rather, in the worst-case scenario there will be a much higher value, which can even reach 1.73 times the nominal current of the line conductors. It is essential for this huge current load to be monitored, which our BlueNet PDUs do with additional sensors.

Another aspect that makes neutral conductor monitoring necessary: incorrect installation may lead to wrong or loose connections of the neutral conductor. Depending on the internal resistances of the connected IT equipment, this could lead to extreme overvoltages and, consequently, to the IT devices being seriously damaged or even destroyed. This is another reason why neutral conductor monitoring is so important.

All of the above means that neutral conductor monitoring is a requirement of EN 50600, the standard for data centres. BACHMANN’s three-phase BlueNet PDUs from series BN3000 – 7500 come equipped with this function, which will be beneficial when certifying your data centre in accordance with EN 50600.

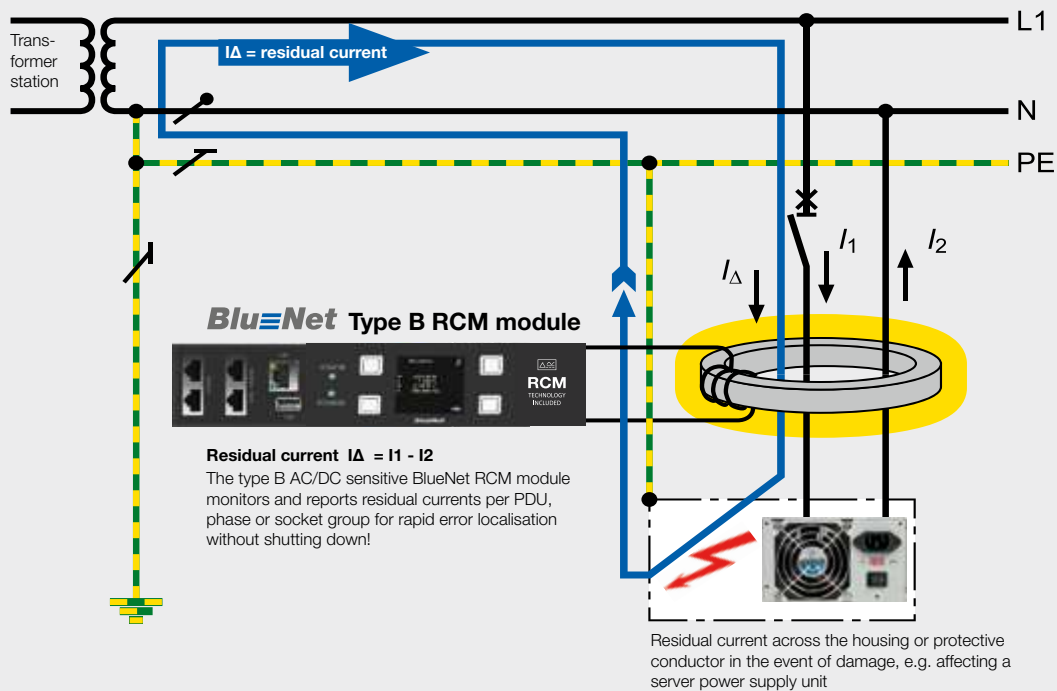
Permanent monitoring of systems and operating equipment


Permanent monitoring is absolutely essential in modern information technology. Continuous monitoring equipment reduces the work involved in statutory retests. In accordance with accident prevention regulations (DGUV, rule 3), the system’s testing dates can be adapted to suit actual circumstances and optimise costs using permanent RCM.

The Residual Current Monitoring (RCM) is able to record residual currents of 1 mA and higher. Residual current activation values can be set in the BlueNet software.

The BlueNet software reliably signals instances where these values are exceeded. All measured values are transferred to superordinate systems via the Ethernet interface. A local display in the PDU also provides information about all important measured values. An RCM alarm or warning can also be triggered via the isolated PDU output or by the optional GPIO Module. This setup ensures that the availability of the power supply has absolute priority at all times and that the system is not unexpectedly shut down in the event of errors.

Power circuit with Residual Current Monitoring (RCM)





BN0500

Measurement per phase

The BN0500 is an intelligent PDU (Power Distribution Unit). It is ideal as a **cost-effective entry-level device** for energy measurement at PDU level.

Thanks to its compact design (1U), installing the BN0500 is flexible and space-saving, and therefore enables optimised cabling and air flow in the server rack.

The following measurement values are shown on the backlit display:

- Current [A]
- Voltage [V]
- Frequency [Hz]
- Active power [kW]
- Active energy [kWh], can be reset
- Phase-shift angle [°]

The BN0500 is ideal for simpler applications in which a local measurement value display is sufficient for monitoring the power requirement and capacity utilisation whenever necessary.

Optional technology modules:
Surge Protection Device (SPD), housing colour

This PDU is available as a 19" version or for vertical installation.

Further product configurations available on request.

BENEFITS

- **Cost-effective, intelligent PDU**
- **Clear display of measurement values**
- **Illuminated display**
- **Easy to use**
- **Compact, flexible and space-saving**

19" BN0500 (230 V / 50 Hz) | Incl. mounting brackets

#					C13	C19	Outlets in total	Plug	Thermal/micro fuse (A)	Cable length	Cable type	
---	--	--	--	--	-----	-----	------------------	------	------------------------	--------------	------------	--



800.2054

16 A / 230 V

800.2054	8						8	CEE 7/7		2	H05VV-F 3G 1,50 mm ²	440 x 44 x 47 mm
800.2067			8				8	CEE 7/7		2	H05VV-F 3G 1,50 mm ²	440 x 44 x 47 mm
800.2063				7 (T13)			7	T23	10	3	H05VV-F 3G 1,50 mm ²	440 x 44 x 47 mm
800.2055					12		12	CEE 7/7		2	H05VV-F 3G 1,50 mm ²	440 x 44 x 47 mm
800.2154						8	8	CEE 7/7		2	H05VV-F 3G 1,50 mm ²	440 x 44 x 47 mm

BN0500 (230-400 V / 50 Hz) | Incl. mounting brackets

#		C13	C19	Outlets in total	Plug	Cable length	Cable type	Miniature circuit breaker	
---	--	-----	-----	------------------	------	--------------	------------	---------------------------	--

16 A / 230 V

800.2395		16	4	20	CEE 16A	3	H05VV-F 3G 1,50 mm ²		746 x 44 x 47 mm
800.2135*		24	4	28	CEE 16A	3	H05VV-F 3G 2,50 mm ²		958 x 44 x 47 mm
800.2396	4	16		20	CEE 16A	3	H05VV-F 3G 1,50 mm ²		746 x 44 x 47 mm

16 A / 400 V

800.2398		18	3	21	CEE 16A	3	H05VV-F 5G 2,50 mm ²		978 x 44 x 47 mm
800.2400		24	6	30	CEE 16A	3	H05VV-F 5G 2,50 mm ²		1360 x 44 x 47 mm
800.2403		36	6	42	CEE 16A	3	H05VV-F 5G 2,50 mm ²		1616 x 44 x 47 mm
800.2399	3	18		21	CEE 16A	3	H05VV-F 5G 2,50 mm ²		978 x 44 x 47 mm
800.2401	6	24		30	CEE 16A	3	H05VV-F 5G 2,50 mm ²		1360 x 44 x 47 mm
800.2402	6	24	6	36	CEE 16A	3	H05VV-F 5G 2,50 mm ²		1787 x 44 x 47 mm

32 A / 230 V

800.2405		16	4	20	CEE 32A	3	H05VV-F 3G 4,00 mm ²	2 x C16A	916 x 44 x 47 mm
800.2407		24	4	28	CEE 32A	3	H05VV-F 3G 4,00 mm ²	2 x C16A	1086 x 44 x 47 mm

32 A / 400 V

800.2409	6	24		30	CEE 32A	3	H05VV-F 5G 4,00 mm ²	6 x C16A	1787 x 44 x 47 mm
800.2408		24	6	30	CEE 32A	3	H05VV-F 5G 4,00 mm ²	6 x C16A	1787 x 44 x 47 mm
800.2410		36	6	42	CEE 32A	3	H05VV-F 5G 4,00 mm ²	6 x C16A	2042 x 44 x 47 mm

* With integrated IEC lock

Variants with replaceable type 3 surge protection available on request.



BN2000

Measurement per phase, network-capable

The BN2000 is an intelligent PDU (Power Distribution Unit). It is the ideal **entry-level device for network-capable energy measurement technology** at PDU level. The various measurement values in the data centre can be viewed at any time, whether on-site or remotely via Ethernet.

Thanks to its compact design (1U), installing the BN2000 is flexible and space-saving, and therefore enables optimised cabling and air flow in the server rack.

The BN2000 features one continuous energy meter and one energy meter that can be reset, which enables period-specific measurements. All of the BN2000 functions can be controlled remotely via the web server's user interface or via SNMP-capable software. An integrated alarm function (SNMP traps) for current, neutral-conductor current, air temperature and humidity enables automatic server rack monitoring.

The following measurement values are displayed for each phase on the backlit TFT display and in the integrated web server:

- Current [A]
- Neutral conductor current [A] for three-phase versions
- Voltage [V]
- Frequency [Hz]
- Active power [kW]
- Reactive power [kVAr]

- Apparent power [kVA]
- Active energy [kWh]
- Reactive energy [kVArh]
- Apparent energy [kVAh]
- Power factor

Furthermore, the flexible design of the PDU and numerous technology modules make a multitude of customised versions possible.

Optional technology modules:
 Temperature and air humidity sensor (air temperature [°C], relative humidity [% RH]), Surge Protection Device (SPD), housing colour



This PDU is available as a 19" version or for vertical installation.

Further product configurations available on request.

BENEFITS

- **Cost-effective, network-capable PDU**
- **Intuitive operation**
- **Display with rotatable screen**
- **Optional climate sensors**
- **Compact, flexible and space-saving**

BN2000 (230-400 V / 50 Hz) | incl. mounting kit

#		C13	C19	Outlets in total	Phase(s)	Cable length	Cable type	Plug	Miniature circuit breaker	
---	---	-----	-----	------------------	----------	--------------	------------	------	---------------------------	---



329.3009



329.3010

16 A / 230 V

329.3009	6			6	1	2	H05VV-F 3G 1,50 mm ²	CEE 7/7		440 x 44 x 47 mm
329.3010		8		8	1	2	H05VV-F 3G 1,50 mm ²	CEE 7/7		440 x 44 x 47 mm
329.3057*		24	3	27	1	3	H05VV-F 3G 2,50 mm ²	CEE 16A		1033 x 44 x 47 mm

16 A / 400 V

329.3059*		24	6	30	3	3	H05VV-F 5G 2,50 mm ²	CEE 16A		1373 x 44 x 47 mm
-----------	--	----	---	----	---	---	------------------------------------	------------	--	-------------------

32 A / 230 V


329.3056*		24	4	28	1	3	H05VV-F 3G 4,00 mm ²	CEE 32A	2 x C16A	1331 x 44 x 47 mm
-----------	--	----	---	----	---	---	------------------------------------	------------	-------------	-------------------

32 A / 400 V

329.3058*		24	6	30	3	3	H05VV-F 5G 4,00 mm ²	CEE 32A	6 x C16A	1883 x 44 x 47 mm
-----------	--	----	---	----	---	---	------------------------------------	------------	-------------	-------------------

* With integrated IEC lock


BN2000 Concentrator

#	
329.3201	Including license for 10 BN2000 PLC PDUs 19" housing No fan 2 x 3 phase 230 V / 400 V



329.3201

BN2000 Inline (230-400 V / 50 Hz)

#	Phase(s)	Rated voltage (V)	Current per phase (A)	
329.3032	1	230	16	232 x 104 x 102 mm
329.3033	3	400	16	232 x 104 x 102 mm
329.3036	1	230	32	232 x 104 x 102 mm
329.3037	3	400	32	232 x 104 x 102 mm




329.3032




329.3033



329.3036

 Variants with replaceable type 3 surge protection available on request.



BN3000

Measurement per phase, network-capable and multifunctional

The BN3000 is an intelligent PDU (Power Distribution Unit). As with the BN2000, it enables measurements for each phase at PDU level via the network. It is also equipped with **additional intelligent functions**, therefore enabling professional energy and capacity management.

Thanks to its compact design (1U), installing the BN3000 is flexible and space-saving, and enables optimised cabling and air flow in the server rack.

Whether on-site or remotely via Ethernet: energy consumption measurements can be viewed locally on the display or via the web server using the clear and highly functional software interface. Furthermore, the BN3000 can be integrated into corresponding software systems via SNMP or Modbus TCP, for example. Granular measurement recording accompanied by neutral conductor monitoring and RCM type B (as an option) ensures maximum safety in the data centre. In addition, intelligent Master/Slave cascading in the PDU network enables cost-optimised network management.

The following measurement values are displayed per phase on the illuminated display and in the integrated web server:

Current [A]
Neutral conductor current [A] for three-phase versions

Voltage [V]
Frequency [Hz]
Active power [kW]
Reactive power [kVAr]
Apparent power [kVA]
Active energy [kWh]
Reactive energy [kVArh]
Apparent energy [kVAh]
Power factor

Furthermore, the flexible design of the PDU and different technology modules make a multitude of customised versions possible.

Optional technology modules:
Residual Current Monitoring (RCM type B) AC [mA] and DC [mA], Surge Protection Device (SPD), GPIO module, housing colour, temperature and air humidity sensors

This PDU is available as a 19" version or for vertical installation.

Further product configurations available on request.

BENEFITS

- **Measurement per phase via network**
- **Display with rotatable screen**
- **Optional technology modules such as RCM type B**
- **Cost benefit through Master/Slave cascading**
- **A large number of protocols and interfaces supported**

BN3000 (230-400 V / 50 Hz) | incl. mounting kit

#		C13	C19	Outlets in total	Slave variant	Plug	Cable length	Cable type	Miniature circuit breaker	
---	---	-----	-----	------------------	---------------	------	--------------	------------	---------------------------	---

16 A / 230 V

802.3006	4	16		20		CEE 16A	3	H05VV-F 3G 2,50 mm ²		1102 x 44 x 65 mm
802.3004		16	4	20		CEE 16A	3	H05VV-F 3G 2,50 mm ²		1102 x 44 x 65 mm
802.3041		24	4	28		CEE 16A	3	H05VV-F 3G 2,50 mm ²		1533 x 44 x 65 mm

16 A / 230 V / Residual Current Monitoring per supply cable

802.3055		16	4	20		CEE 16A	3	H05VV-F 3G 2,50 mm ²		1103 x 44 x 65 mm
802.3055-S		16	4	20	•	CEE 16A	3	H05VV-F 3G 2,50 mm ²		1103 x 44 x 65 mm

16 A / 400 V

802.3014	6	24		30		CEE 16A	3	H05VV-F 5G 2,50 mm ²		1533 x 44 x 65 mm
802.3016	6	24	6	36		CEE 16A	3	H05VV-F 5G 2,50 mm ²		1762 x 44 x 65 mm
802.3012		24	6	30		CEE 16A	3	H05VV-F 5G 2,50 mm ²		1533 x 44 x 65 mm
802.3012-S		24	6	30	•	CEE 16A	3	H05VV-F 5G 2,50 mm ²		1533 x 44 x 65 mm

16 A / 400 V / Residual Current Monitoring per phase

802.3023	3	18		21		CEE 16A	3	H05VV-F 5G 2,50 mm ²		1500 x 44 x 65 mm
802.3022		18	3	21		CEE 16A	3	H05VV-F 5G 2,50 mm ²		1234 x 44 x 65 mm
802.3024		24	6	30		CEE 16A	3	H05VV-F 5G 2,50 mm ²		1533 x 44 x 65 mm
802.3024-S		24	6	30	•	CEE 16A	3	H05VV-F 5G 2,50 mm ²		1533 x 44 x 65 mm

16 A / 400 V / Residual Current Monitoring per supply cable

802.3030		24	12	36		CEE 16A	3	H05VV-F 5G 2,50 mm ²		1762 x 44 x 65 mm
802.3030-S		24	12	36	•	CEE 16A	3	H05VV-F 5G 2,50 mm ²		1762 x 44 x 65 mm



32 A / 230 V


802.3005		16	4	20		CEE 32A	3	H05VV-F 3G 4,00 mm ²	2 x C16A	1234 x 44 x 65 mm
----------	--	----	---	----	--	---------	---	---------------------------------------	----------	----------------------

32 A / 400 V

802.3013		24	6	30		CEE 32A	3	H05VV-F 5G 4,00 mm ²	6 x C16A	1762 x 44 x 65 mm
802.3013-S		24	6	30	•	CEE 32A	3	H05VV-F 5G 4,00 mm ²	6 x C16A	1762 x 44 x 65 mm



#		C13	C19	Outlets in total	Slave variant	Plug	Cable length	Cable type	Miniature circuit breaker	
802.3019		36	6	42		CEE 32A	3	H05VV-F 5G 4,00 mm ²	6 x C16A	2170 x 44 x 65 mm
802.3019-S		36	6	42	•	CEE 32A	3	H05VV-F 5G 4,00 mm ²	6 x C16A	2170 x 44 x 65 mm
32 A / 400 V / Residual Current Monitoring per phase										
802.3025		24	6	30		CEE 32A	3	H05VV-F 5G 4,00 mm ²	6 x C16A	1873 x 44 x 65 mm
802.3025-S		24	6	30	•	CEE 32A	3	H05VV-F 5G 4,00 mm ²	6 x C16A	1873 x 44 x 65 mm
32 A / 400 V / Residual Current Monitoring per supply cable										
802.3031		24	12	36		CEE 32A	3	H05VV-F 5G 4,00 mm ²	6 x C16A	2037 x 44 x 65 mm
802.3031-S		24	12	36	•	CEE 32A	3	H05VV-F 5G 4,00 mm ²	6 x C16A	2037 x 44 x 65 mm

 Other product configurations (e.g. surge protection) and Slave variants (802.30XX-S) are available on request.



BN3500

Measurement per phase and outlet, network-capable and multifunctional

The BN3500 is an intelligent PDU (Power Distribution Unit). As with the BN3000, it enables professional energy and capacity management through network-capable measurements for each phase at PDU level. In addition, **measurement values per outlet** can be monitored.

Thanks to its compact design (1U), installing the BN3500 is flexible and space-saving, and therefore enables optimised cabling and air flow in the server rack.

Whether on-site or remotely via Ethernet: energy consumption measurements can be viewed locally on the display or via the web server using the clear and highly functional software interface. Furthermore, the BN3500 can be integrated into third-party software systems via SNMP or Modbus TCP, for example.

Granular measurement recording accompanied by neutral conductor monitoring and RCM type B (as an option) ensures maximum safety in the data centre. In addition, intelligent Master/Slave cascading in the PDU network enables cost-optimised network management.

The following measurement values are displayed for each phase and outlet on the illuminated display and in the integrated web server:

Current [A]

- Neutral conductor current [A] for three-phase versions
- Voltage [V]
- Frequency [Hz]
- Active power [kW]
- Reactive power [kVAr]
- Apparent power [kVA]
- Active energy [kWh]
- Reactive energy [kVArh]
- Apparent energy [kVAh]
- Power factor

Furthermore, the flexible design of the PDU and different technology modules make a multitude of customised versions possible.

Optional technology modules:
Residual Current Monitoring (RCM type B) AC [mA] and DC [mA], Surge Protection Device (SPD), GPIO module, housing colour, temperature and air humidity sensors


This PDU is available as a 19" version or for vertical installation.

Further product configurations available on request.


BENEFITS

- **Measurement per phase and outlet**
- **Display with rotatable screen**
- **Optional technology modules such as RCM type B**
- **Cost benefit through Master/Slave cascading**
- **A large number of protocols and interfaces supported**

BN3500 (230-400 V / 50 Hz) | incl. mounting kit

#	C13	C19	Outlets in total	Slave variant	Plug	Cable length	Cable type	Miniature circuit breaker	
16 A / 230 V									
802.3500	18	4	22		CEE 16A	3	H05VV-F 3G 2,50 mm ²		1234 x 44 x 65 mm
802.3500-S	18	4	22	•	CEE 16A	3	H05VV-F 3G 2,50 mm ²		1234 x 44 x 65 mm
802.3519	24	4	28		CEE 16A	3	H05VV-F 3G 2,50 mm ²		1533 x 44 x 65 mm
16 A / 230 V / Residual Current Monitoring per supply cable									
802.3525	18	4	22		CEE 16A	3	H05VV-F 3G 2,50 mm ²		1500 x 44 x 65 mm
16 A / 400 V									
802.3506	18	3	21		CEE 16A	3	H05VV-F 5G 2,50 mm ²		1500 x 44 x 65 mm
802.3508	24	6	30		CEE 16A	3	H05VV-F 5G 2,50 mm ²		1762 x 44 x 65 mm
802.3514	36	6	42		CEE 16A	3	H05VV-F 5G 2,50 mm ²		1943 x 44 x 65 mm
16 A / 400 V / Residual Current Monitoring per phase									
802.3522	24	6	30		CEE 16A	3	H05VV-F 5G 2,50 mm ²		1762 x 44 x 65 mm
802.3522-S	24	6	30	•	CEE 16A	3	H05VV-F 5G 2,50 mm ²		1762 x 44 x 65 mm
32 A / 230 V									
802.3520	24	4	28		CEE 32A	3	H05VV-F 3G 4,00 mm ²	2 x C16A	1500 x 44 x 65 mm
32 A / 400 V									
802.3509	24	6	30		CEE 32A	3	H05VV-F 5G 4,00 mm ²	6 x C16A	1762 x 44 x 65 mm
32 A / 400 V / Residual Current Monitoring per phase									
802.3527	24	6	30		CEE 32A	3	H05VV-F 5G 4,00 mm ²	6 x C16A	1945 x 44 x 65 mm



 Other product configurations (e.g. surge protection) and Slave variants (802.35XX-S) are available on request.



BN7000

Measurement per phase, switchable outlets, network-capable and multifunctional

The BN7000 is an intelligent PDU (Power Distribution Unit). As with the BN3000, it enables professional energy and capacity management through network-capable measurements for each phase at PDU level. In addition, the **outlets can be switched individually**.

Thanks to its compact design (1U), installing the BN7000 is flexible and space-saving, and therefore enables optimised cabling and air flow in the server rack.

Whether on-site or remotely via Ethernet: energy consumption measurements can be viewed locally on the display or via the web server using the clear and highly functional software interface. Furthermore, the BN7000 can be integrated into third-party software systems via SNMP or Modbus TCP, for example. Granular measurement recording accompanied by neutral conductor monitoring and RCM type B (as an option) ensures maximum safety in the data centre. In addition, intelligent Master/Slave cascading in the PDU network enables cost-optimised network management.

The following measurement values are displayed for each phase and outlet on the illuminated display, as well as in the integrated web server:

Current [A]
Neutral conductor current [A] for three-phase versions
Voltage [V]

Frequency [Hz]
Active power [kW]
Reactive power [kVAr]
Apparent power [kVA]
Active energy [kWh]
Reactive energy [kVArh]
Apparent energy [kVAh]
Power factor

Furthermore, the flexible design of the PDU and different technology modules make a multitude of customised versions possible.

Optional technology modules:
Residual Current Monitoring (RCM type B) AC [mA] and DC [mA], Surge Protection Device (SPD), GPIO module, housing colour, temperature and air humidity sensors



This PDU is available as a 19" version or for vertical installation.

Further product configurations available on request.


BENEFITS

- **Measurement per phase – switchable outlets**
- **Display with rotatable screen**
- **Optional technology modules such as RCM type B**
- **Cost benefit through Master/Slave cascading**
- **A large number of protocols and interfaces supported**

BN7000 (230-400 V / 50 Hz) | incl. mounting kit

#		C13	C19	Outlets in total	Slave variant	Plug	Cable length	Cable type	Miniature circuit breaker	
16 A / 230 V										
802.7002	4	18		22		CEE 16A	3	H05VV-F 3G 2,50 mm ²		1500 x 44 x 65 mm
802.7000		18	4	22		CEE 16A	3	H05VV-F 3G 2,50 mm ²		1234 x 44 x 65 mm
802.7000-S		18	4	22	•	CEE 16A	3	H05VV-F 3G 2,50 mm ²		1234 x 44 x 65 mm
16 A / 230 V										
802.7014		36	6	42		CEE 16A	3	H05VV-F 5G 2,50 mm ²		1943 x 44 x 65 mm
802.7008		24	6	30		CEE 16A	3	H05VV-F 5G 2,50 mm ²		1762 x 44 x 65 mm
802.7008-S		24	6	30	•	CEE 16A	3	H05VV-F 5G 2,50 mm ²		1762 x 44 x 65 mm
16 A / 400 V / Residual Current Monitoring per phase										
802.7026		24	6	30		CEE 16A	3	H05VV-F 5G 2,50 mm ²		1762 x 44 x 65 mm
32 A / 230 V										
802.7001		16	4	20		CEE 32A	3	H05VV-F 3G 4,00 mm ²	2 x C16A	1234 x 44 x 65 mm
802.7022		24	4	28		CEE 32A	3	H05VV-F 3G 4,00 mm ²	2 x C16A	1533 x 44 x 65 mm
32 A / 400 V										
802.7009		24	6	30		CEE 32A	3	H05VV-F 5G 4,00 mm ²	6 x C16A	1762 x 44 x 65 mm



 Other product configurations (e.g. surge protection) and Slave variants (802.70XX-S) are available on request.



BN7500

Measurement per phase and outlet, switchable outlets, network-capable and multifunctional

The BN7500 is an intelligent PDU (Power Distribution Unit) with a comprehensive range of functions. As with the BN7000, it enables professional energy and capacity management through network-capable measurements for each phase and outlet at PDU level, **plus switching per outlet**. In addition, measurement values for each outlet can be monitored. Two sensor ports support rack monitoring with optional temperature and air humidity sensors.

Thanks to its compact design (1U), installing the BN7500 is flexible and space-saving, and therefore enables optimised cabling and air flow in the server rack.

Whether on-site or remotely via Ethernet: energy consumption measurements can be viewed locally on the display or via the web server using the clear and highly functional software interface. Furthermore, the BN7500 can be integrated into third-party software systems via SNMP or Modbus TCP, for example. Granular measurement recording accompanied by neutral conductor monitoring and RCM type B (as an option) ensures maximum safety in the data centre. In addition, intelligent Master/Slave cascading in the PDU network enables cost-optimised network management.

The following measurement values are displayed per phase and outlet on the illuminated display and in the integrated web server:

Current [A]
 Neutral conductor current [A] for three-phase versions
 Voltage [V]
 Frequency [Hz]
 Active power [kW]
 Reactive power [kVar]
 Apparent power [kVA]
 Active energy [kWh]
 Reactive energy [kVarh]
 Apparent energy [kVAh]
 Power factor

Furthermore, the flexible design of the PDU and different technology modules make a multitude of customised versions possible.



Optional technology modules:
 Residual Current Monitoring (RCM type B) AC [mA] and DC [mA], Surge Protection Device (SPD), GPIO module, housing colour, temperature and air humidity sensors

This PDU is available as a 19" version or for vertical installation.


BENEFITS

- **Measurement per phase and switchable outlets**
- **Display with rotatable screen**
- **Optional technology modules such as RCM type B**
- **Cost benefit through Master/Slave cascading**
- **A large number of protocols and interfaces supported**

BN7500 (230-400 V / 50 Hz) | incl. mounting kit

#		C-13	C-19	Outlets in total	Slave variant	Plug	Cable length	Cable type	Miniature circuit breaker	
16 A / 230 V										
802.7502	4	18		22		CEE 16A	3	H05VV-F 3G 2,50 mm ²		1500 x 44 x 65 mm
802.7500		18	4	22		CEE 16A	3	H05VV-F 3G 2,50 mm ²		1234 x 44 x 65 mm
16 A / 230 V / Residual Current Monitoring per supply cable										
802.7531		18	4	22		CEE 16A	3	H05VV-F 3G 2,50 mm ²		1500 x 44 x 65 mm
16 A / 400 V										
802.7506		18	3	21		CEE 16A	3	H05VV-F 5G 2,50 mm ²		1533 x 44 x 65 mm
802.7508		24	6	30		CEE 16A	3	H05VV-F 5G 2,50 mm ²		1762 x 44 x 65 mm
16 A / 400 V / Residual Current Monitoring per phase										
802.7521		24	6	30		CEE 16A	3	H05VV-F 5G 2,50 mm ²		1762 x 44 x 65 mm
32 A / 230 V										
802.7501		16	4	20		CEE 32A	3	H05VV-F 3G 4,00 mm ²	2 x C16A	1234 x 44 x 65 mm
802.7501-S		16	4	20	•	CEE 32A	3	H05VV-F 3G 2,50 mm ²	2 x C16A	1234 x 44 x 65 mm
802.7524		24	4	28		CEE 32A	3	H05VV-F 3G 4,00 mm ²	2 x C16A	1533 x 44 x 65 mm
32 A / 230 V / Residual Current Monitoring per supply cable										
802.7532		16	4	20		CEE 32A	3	H05VV-F 3G 4,00 mm ²	2 x C16A	1234 x 44 x 65 mm
32 A / 400 V										
802.7511	6	24		30		CEE 32A	3	H05VV-F 5G 4,00 mm ²	6 x C16A	1817 x 44 x 65 mm
802.7509		24	6	30		CEE 32A	3	H05VV-F 5G 4,00 mm ²	6 x C16A	1762 x 44 x 65 mm
32 A / 400 V / Residual Current Monitoring per phase										
802.7530		24	6	30		CEE 32A	3	H05VV-F 5G 4,00 mm ²	6 x C16A	1945 x 44 x 65 mm



 Other product configurations (e.g. surge protection) and Slave variants (802.75XX-S) are available on request.



BN3000 Inline

Measurement per phase, network-capable and multifunctional

The BN3000 Inline is the ideal intermediary **retrofit solution** for equipping existing installations in data centres with the functions of the BN3000 at a later date. The BN3000 Inline enables professional energy and capacity management through network-capable measurements per phase at PDU level.

Whether on-site or remotely via Ethernet: energy consumption measurements can be viewed locally on the display or via the web server using the clear and highly functional software interface. Furthermore, the BN3000 can be integrated into corresponding software systems via SNMP or Modbus TCP, for example. Granular measurement accompanied by neutral-conductor monitoring and RCM type B (as an option) ensures maximum safety in the data centre. In addition, intelligent Master/Slave cascading in the PDU network enables cost-optimised network management.

The following measurement values are displayed for each phase on the backlit display and in the integrated web server:

- Current [A]
- Neutral conductor current [A] in three-phase versions |
- Voltage [V]
- Frequency [HZ]
- Active power [kW]
- Reactive power [kVar]

- Apparent power [kVA]
- Active energy [kWh]
- Reactive energy [kVarh]
- Apparent energy [kVAh]
- Power factor

Optional technology modules:
Residual current measurement (RCM type B) AC [mA] and DC [mA], surge protection (SPD), GPIO module, housing colour

This PDU is available as a 19" version or for vertical installation.

Further product configurations available on request.

BENEFITS

- **Measurement per phase**
- **Display with rotatable screen**
- **Optional technology modules such as RCM type B**
- **Cost benefit through master/slave cascading**
- **A large number of protocols and interfaces supported**

BN3000 (230-400 V / 50 Hz) | incl. mounting kit

- Power input: 3.0 m H05VV-F with CEE plug
- Power output: 3.0 m H05VV-F with CEE coupling

#	Slave variant	Phase(s)	Current per phase (A)	Rated voltage (V)	
16 A / 230 V					
802.3069		1	16	230	440 x 44 x 134 mm
802.3069-S	•	1	16	230	440 x 44 x 134 mm
16 A / 230 V / Residual Current Monitoring per supply cable					
802.3072		1	16	230	440 x 44 x 134 mm
16 A / 400 V					
802.3067		3	16	400	440 x 44 x 134 mm
802.3067-S	•	3	16	400	440 x 44 x 134 mm
16 A / 400 V / Residual Current Monitoring per supply cable					
802.3039		3	16	400	440 x 44 x 134 mm
802.3039-S	•	3	16	400	440 x 44 x 134 mm
32 A / 230 V / Residual Current Monitoring per supply cable					
802.3071		1	32	230	440 x 44 x 134 mm
32 A / 400 V					
802.3068		3	32	400	440 x 44 x 134 mm
32 A / 400 V / Residual Current Monitoring per supply cable					
802.3065		3	32	400	440 x 44 x 134 mm
802.3065-S	•	3	32	400	440 x 44 x 134 mm



Other product configurations (e.g. surge protection) and Slave variants (802.30XX-S) are available on request.

Accessories

BlueNet BN2000 sensors

#	
329.3104	Combination temperature and air humidity sensor 2.00 m cable
329.3176	Temperature sensor 2.00 m cable




BlueNet BN3000 – BN7500 sensors

#	
802.0100	GPIO Module with four inputs and four outputs
Including 2.0 m CAT 5e supply cable with RJ45 plug on both ends	
802.0101	Temperature sensor
802.0102	Combination temperature and air humidity sensor



Plug interlocks

#	
940.103	C13 2-way locking clips Red 6 pieces for 12x C13 outlets
802.0010	Interlock C13 / C19 universal height 6 units



Locking caps IEC60320 C13 and C19

#	
800.0050	C19 closing flaps 10 pieces incl. unlocking tool
800.0051	C13 closing flaps 10 pieces incl. unlocking tool
800.0052	Unlocking tool for closing flaps



Substitute module for replaceable surge protection

#	
800.2983	CITEL DSM 215-230/G, 1-pole
800.2969	CITEL DSM 415-230/G, 4-pole



Mounting kits for IT PDUs

- The brackets are screwed to the PDU end cap using a screw connection (screws are provided)

#	
940.142	Mounting brackets left and right (1U)



940.142

Mounting brackets for vertical/universal mounting profile variants 1U

- Power strip is fixed by insertion into the profile groove or end cap provided
- No additional screws required

#	
800.0053	Link for connecting two vertically mounted PDUs
940.143	Mounting brackets left and right for vertical mounting
940.141	Mounting brackets left and right



800.0053

940.143



940.141

Mounting brackets for vertical/universal mounting profile variants >1U

- Power strip is fixed by insertion into the profile groove or end cap provided
- No additional screws required

#	
Stainless steel mounting bracket	
940.096	Mounting brackets left and right



940.096

Replacement mounting accessories (BN3000 – BN7500)

#	
802.0001	Universal mounting kit
802.0002	Mounting kit, back
802.0003	Mounting kit, side
802.0005	Universal mounting kit with double holder



802.0001

802.0002



802.0003

802.0005

Mounting options



For suitable **IEC60320 extension cables** and **earthing contact plug connection cables** available in grey/black to distinguish from power supply (A/B), see 77, 83 and 84.

Glossary

4-key keypad

Programmable illuminated buttons for controlling devices and media.

10-inch panel (10")

A mounting frame with a standardised width of 10" = 254 mm, with holes for bolting to 10" racks. Used for events equipment, media and laboratory systems and in computer centres. As a rule, the panels have a height of 1 height unit (1U) with a specified height of 1.75" = 44.5 mm.

19-inch panel (19")

A mounting frame with a standardised width of 19" = 482.6 mm, with holes for bolting to 19" racks. Frequently used for events equipment, media and laboratory systems and in computer centres. As a rule, the panels have a height of 1 height unit (1U) with a specified height of 1.75" = 44.5 mm.

Audio jack or tip-ring-sleeve (TRS) connector

Internationally accepted electrical plug connector for transmitting AC or DC in the low-voltage (SELV – safety extra-low voltage) range. Jack plugs, sockets and couplings are used most typically for forwarding audio signals or for connecting a small electronic appliance to a power supply unit, for example. Jack plugs are often used for connecting headphones to audio equipment. Versions available:
3.5 mm (miniature jack) for portable devices (MP3 players, Discmans, etc.), sound cards and small headphones.
6.35 mm (jack) for stereo systems and electronic music equipment (mixing desks, effects units, synthesisers, keyboards, electric pianos, electric guitars and guitar amplifiers).

BNC plug connectors – Bayonet Neill Concelman

These are coaxial plug connectors with a bayonet lock for high frequencies up to approx. 1 GHz, in some cases up to 4 GHz, with a defined wave impedance of 50 or 75 Ω (interchangeable). They are used chiefly in radio and video systems. The BNC design has, however, also been used for transmitting weak DC and low-frequency AC signals and pulses in laboratory applications because of the shielding of the line conductor from electrical interference. The coaxial construction thus provides protection against external electric fields. For this reason, connections to measuring devices such as oscilloscopes, frequency counters and function generators generally use BNC-type cables.

Bandwidth

The difference between two frequencies that form the limits of a specific, unbroken frequency range between them.

Blank

Function in video output devices of switching to a black still frame.

Button

Illuminated blue, for control of devices (e.g. changeover switch). Rocker buttons are used for up/down control of external devices, e.g. screen, blinds, etc.

Button: automatic switch-off

For connection via plug connectors to power strips with an automatic switch-off feature that is used to automatically switch off the power to the connected equipment. Pressing the button subsequently restores the power supply to the equipment connected to the automatic switch-off.

Button: stainless steel

For self-connection, to control equipment and media.

CAT

In data connection technology, the following main categories and classes for equipment performance are generally accepted:

Category	Class	MHz	Gb
CAT5e	D	100	1
CAT6	E	250	1
CAT6a	E	500	10
CAT7	F	600	10
CAT7a	F	1,000	

The difference between category and class is that the individual components such as cable, socket, connector, etc. are graded into categories. The overall performance of the sum of these components, i.e. of the complete data network, is referred to as the class. The class of the network as a whole is thus determined by the weakest component. Example: CAT6 cable and plug are connected to a CAT5e socket; the overall network therefore attains only class D. A distinction is made in data connection equipment between shielded and unshielded components. Worldwide, unshielded versions are most commonly used; however, almost 100% of cabling in Germany is shielded. The currently applicable standard for this area of data connection technology is summarised in EN 50173.

Cinch (RCA)

For non-standardised plug connectors for transmitting electrical signals, primarily on coaxial cables. Colour code: Audio white = left analogue channel (sometimes also black); Audio red = right analogue channel; Orange = digital audio; Video yellow = composite video, analogue unmodulated TV picture signal in baseband (VBS or CVBS); Video green = Y (brightness); Video blue = Pb (colour difference); Video red = Pr (colour difference)

Coaxial cable (COAX)

Coaxial cable is a special type of cable with concentrically arranged conductors for carrying high-frequency signals, such as in TV systems for analogue CVBS or for digital studio signals (DSC).

Composite video

See **Cinch (RCA)**

Controller

See **Media control systems**

Crossover

In computer networking, a cross or crossover cable is an eight-wire twisted-pair cable with an RJ45 plug at each end, but where some of the wires have been swapped over in one of the plugs. It is required where two computers are connected together directly, for example. Instead of a crossover cable, an uncrossed cable can also be used in conjunction with a crossover adapter to obtain the required crossing of wire pairs. The simplest possible application of a crossover cable is to link two computers with network cards without necessarily requiring a hub or switch. The two computers connected in this way form a complete network on the smallest possible scale. Crossover cables can normally be dispensed with in gigabit Ethernet, since Auto-MDI-X is defined in the standard for this and is supported by most devices. In a crossover cable, the "sent data" wire is swapped with the "received data" wire at one end, so that data exchange is possible over a direct connection. If the "sent" and "received" data were not swapped at one end, no link between the machines would be created.

CVBS

See **Cinch (RCA)**

DVB – Digital Video Broadcasting

By 2010, all radio and TV channels in Germany are expected to be transmitted via digital video broadcasting (DVB). The transmission paths available are essentially terrestrial frequencies (DVB-T), cable (DVB-C) and satellite (DVB-S). A mobile radio standard (DVB-H) is still at the testing stage. In all cases, a special receiver is required to receive the signal.

DVB-T allows up to 24 TV channels to be received via a conventional domestic TV antenna. The channels are broadcast without encryption and are therefore free of charge. So far, commercial broadcasters have only used DVB-T in urban areas.

DVB-C offers more channels – theoretically up to 500. However, a paid-for cable connection is required to receive the signal. Commercial broadcasters using the digital cable network usually encrypt the signal, which then requires a smart card from the network operator to decode.

DisplayPort

A port for conveying image and sound signals (e.g. monitor, DVD player, plasma TV, etc.)

DVI – Digital Video Interface

A digital interface for video signals. In this system, the sound has a separate input. The high-definition (HD) formats use the new HDMI input, however. There are three different types of DVI connection: DVI-A transmits analogue signals only.

DVI-I is capable of transmitting both analogue and digital signals, while DVI-D transmits digital signals only. If the new TFT monitor has a DVI-D interface, the old graphics card with analogue VGA output cannot be connected to it.

Ethernet

A protocol that controls data transfer in local area networks (LANs). This transmission standard was developed by the Californian Xerox corporation in 1976.

FireWire

The FireWire interface is used for rapid data exchange between a computer and multimedia or other peripheral devices. Thanks to its high transfer rate, FireWire can also be used as an alternative to Ethernet (IP over FireWire).

F-plug connectors

(IEC 60169-24) Coaxial plug connectors with screw locking designed for high frequencies up to about 5 GHz with a defined wave impedance of 75 Ω. The most commonly used plug connectors in satellite television systems worldwide.

Full-HD TV

Full-HD models offer TV and video images with 1,920 x 1,080 pixels – currently the highest pixel number in HDTV broadcasts or high-definition feeds. This picture quality represents five times the resolution of conventional TV pictures. Even when observed close up, the viewer cannot see any kind of pixel structure. Video projections benefit in particular from full-HD resolution. The term is mostly used to describe the ability of an HDTV-capable device to output the highest possible HD resolution.

Hardware detect

Automatic detection of incoming signals (e.g. if a laptop is connected to an output device while switched on, the output device automatically recognises this newly-connected device).

HDMI – High-Definition Multimedia Interface

Interface for transmitting picture and sound data in HDTV and HD television systems. It enables fully digital transmission of video and digital sound with up to eight channels. The HDCP digital copy-protection system is built in.

HDTV – High-Definition Television

HDTV has significantly higher resolution, shows the picture more sharply and with more detail, and is broadcast with an aspect ratio of 16:9 rather than the traditional 4:3. Resolution is up to 1,920 x 1,080 pixels. To receive HD pictures, a TV set is required that carries the "HD ready" seal.

Hi-Fi – High Fidelity

Hi-Fi (high fidelity) is a quality standard for audio playback equipment.

Hosiden

See **S-video**.

Impedance

Impedance, sometimes also known as AC resistance, states the ratio of electrical voltage across a consumer (component, cable, etc.) to the current drawn. Impedance is important when matching high-frequency cables and also in the transmission of electromagnetic waves in free space. If, for example, the input impedance of a device does not match that of the incoming cable, reflections occur that reduce the energy transmitted, which can result in resonance effects and thus a non-linear frequency response.

ISDN – Integrated-Services Digital Network

International standard for a digital telephone network. Allows multiple channels to transmit simultaneously. A basic ISDN connection offers the user two independently available channels for telephone or Internet. The bandwidth is 64 kb/s.

Keystone

Universal installation dimensions (19.3 x 14.7 mm) for cut-outs for mounting components.

KNX

KNX technology resulted from the confluence of three established European bus standards – the European Installation Bus (EIB), the European Home Systems Protocol (EHS) and Batibus (used in heating/ventilation/climate control) – to create a unified technological platform for all areas of home and building systems in the form of an international industry standard. KNX allows central control of practically all components of home and building systems technology, from lighting and heating to alarm systems, and offers advantages of convenience, security and economy for functional buildings, as well as in residential settings. The KNX specification was presented by the then newly founded KNX Association in spring 2002. Based on the EIB standard, with which the new technology platform remains fully compatible, KNX emerged from the addition of new configuration mechanisms and transfer media that had originally been developed for Batibus and EHS. By 2003, KNX was ratified by CENELEC, the Brussels-based European Committee for Electrotechnical Standardization, as European Standard EN 50090. Shortly afterwards, it was ratified by the CEN Committee for Standardization under EN 13321-1 as the European standard for the automation of buildings.

LAN – Local Area Network

Computer network that links various computers and peripheral devices via cables or wirelessly over a restricted physical area.

Loudspeaker connection

Stereo (red + white) with screw terminals for transmitting audio signals.

LC

This plug is similar to the SC, but smaller.

Media control

Control of video, power, lighting and audio systems in a building. Sound, light and video are controlled by appropriate commands. Media control allows all the devices to be used in a presentation to be linked and controlled in the desired time sequence.

Miniature jack

A 3.5 mm jack socket for transmitting audio signals (e.g. from laptop or PC to loudspeakers).

Mini USB

A compact plug or socket version of the USB standard. This version was developed for devices with restricted space, such as mobile telephones and digital cameras.

MTRJ

An optical connector that accommodates two fibres; the junctions are embedded in a common plastic block in the shape of an RJ45 plug. This design also prevents any confusion of the outward and return line and is easy to insert and to remove. This connector is suitable for single-mode and multi-mode fibres.

MUTE

Switching of audio devices to silence.

OWG – Optical waveguides

Cables made up of, or including, optical-fibre conductors with plug connectors for transmitting optical signals in the visible, ultraviolet or infra-red ranges. Optical-fibre cables form a reasonably pliable medium for transmitting optical signals or even higher-powered optical radiation.

PAL – Phase-Alternating Line

The conventional television standard in Europe for analogue TV signals with a resolution of 720 x 576 pixels.

Potential-free contact

Used for communicating a status between electrical devices. Contact is normally established via a relay or optical coupler. This ensures that the electrical circuits of the respective devices remain electrically isolated from one another. This solution is the simplest and safest method for transmitting digital data electrically, for example.

Power Con

A type of 3-pole power plug connector with coding and interlocking, most frequently used for stage equipment. The interlock mechanism protects against the plug being accidentally pulled out of its socket.

PS/2 interface (PS/2 connection, PS/2 port, originally "auxiliary port")

Commonly used 6-pole serial interface for input devices (e.g. mouse and keyboard) on personal computers.

RCA

See **Cinch (RCA)**

RGB signal

In an RGB signal, the colours red, green and blue are each transmitted and/or stored in their own channel. RGB signals are used for video transmission, e.g. on computers with a VGA interface or in video systems with SCART connections.

RJ (registered jack) plug connectors

These are standardised plug connectors for telecommunications cables. The standards describe the designs of plugs, sockets and their contact configurations, and are designated by the letters RJ and a number (e.g. RJ-45), with or without the hyphen. Examples: RJ12 6P6C/ RJ45 8P8C

RJ12

See **RJ (registered jack) plug connectors**

Router

A device that forwards data packets through various networks. The router serves to calculate the connections between, for example, two local networks (LANs) and automatically establishes the optimum path for the data packets.

RS-232

Serial interface standard with 25-pole or 9-pole connector for serial data transmission. Also known as V.24. Both one-to-one pinouts and crossover configurations are commonly used.

SC

This plug connector is used in new LAN installations. The right-angled design can be used for multi-mode and single-mode (monomode) glass fibres. Average insertion loss is about 0.2 dB; maximum approx. 0.4 dB. The advantage of SC over the ST connector is the push-pull design – i.e. the plug locks in automatically when inserted and is released when pulled out. This allows the use of duplex connectors (two plugs linked by a duplex clip), and duplex connections can be inserted or removed simultaneously.

Speakon

A plug connector designed for loudspeakers, offering a robust construction, a 20 A contact current capacity and secure interlocking. Speakon plug connectors are available in two-pole, four-pole and eight-pole versions; the two-pole and four-pole types are mutually compatible. The eight-pole version has a larger design. The number of contacts available in a single plug connector makes it possible to connect multi-channel passive systems, satellite subwoofer systems or multi-channel monitor loudspeaker constellations via a single cable.

ST

These plugs (also known as BFOC connectors) are common in LANs and are suitable for single-mode and multi-mode optical fibre cables. Average insertion attenuation is about 0.3 dB; maximum approx. 0.5 dB.

S-video/Super Video system

S-video, also known as the Y/C process, designates a special analogue video-signal process in which the "luminance" (brightness) information is transmitted and processed separately from the "chrominance" (colour information). An example application of S-video is in VHS video recorders.

S-VHS – Super Video Home System

An improved, downward-compatible VHS standard for home video-band recording that offers better picture resolution and greater colour accuracy. Horizontal image resolution is some 2/3 better than in VHS. S-VHS is a standard, not a plug connector. The S-VHS standard signal may however be transmitted via the S-video (Hosiden) connector.

Switch

A network component for linking multiple computers or network segments within a local area network (LAN). Switches analyse network traffic and make logical decisions.

TOSLINK

A standardised optical-waveguide connection system for transmitting optical signals in the range up to about 20 Mbps. Used to carry digital audio signals between audio devices.

TrueHD

Audio standard for high-resolution media such as Blu-ray and HD DVD. TrueHD allows 100% loss-free compression of audio data. The codec allows a data rate of up to 18 Mbps.

USB – Universal Serial Bus

USB is used to connect a variety of devices together by cable. USB is a bit-serial bus on which the individual bits of a data packet are transmitted one after another. Devices with USB can be connected to one another while being operated since the newly connected devices are automatically detected. USB is used to connect, for example, printers, digital cameras, MP3 players and hard disks to a computer.

VBS

See **Cinch (RCA)**

VGA/audio switch

Switches between multiple input sources (e.g. several laptops) as required and forwards the signal to output media devices (e.g. projector, monitor, loudspeaker).

VGA – Video Graphics Array

Refers to a computer graphics standard (EISA, 1987) that defines specific combinations of image resolution and number of colours (colour bit depth), as well as repeat frequency. VGA allows a resolution of 640 x 480 pixels, while VGA cables allow a higher resolution. The 15-pole VGA socket is used to transmit image signals (e.g. from laptop or PC monitor to a projector, VGA switch box, etc.)

XLR


Industry standard for electrical plug connectors. Used in professional public-address and recording studio systems. 3-pole XLR plug connectors are used for analogue microphone and loudspeaker signals and for digital AES/EBU signals. 5-pole connectors are used for DMX digital lighting control data.

International socket types

M earthing contact | Germany / type F

Performance data: 16 A / 250 V max. 3500 W
Standard: DIN VDE 0620-1, Construction type DIN 49440, CEE 7/3
Colour: Black, Red, White, Grey
Orientation: Set at 35° or 90°

Module width: 42,5 mm
 With shutter



M-UTE | France/type E

Performance data: 16 A / 250 V max. 3500 W
Standard: NF C 61-314, CEE 7/5
Colour: Black, Red, White, Grey
Orientation: Set at 35°


Module width: 42,5 mm
 With shutter



M-UTE IT | France/type E

Performance data: 16 A / 250 V max. 3500 W
Standard: NF C 61-314, CEE 7/5
Colour: Red
Orientation: Set at 35°

Module width: 42,5 mm
 With shutter
 With additional mechanical plug-in fuse



M-CH T13 | Switzerland/type J

Performance data: 10 A/250 V max. 2300 W
Standard: SN441011
Colour: Black, Red
Orientation: Set at 0°

Module width: 35 mm
 With shutter



M-CH T23 | Switzerland/type J

Performance data: 16 A / 250 V max. 3500 W
Standard: SN441011
Colour: Black, Red
Orientation: Set at 90°

Module width: 42,5 mm
 With shutter



M-USA | USA/type B

Performance data: 15 A/125 V
Standard: NEMA 5-15r
Colour: Black
Orientation: Set at 0°


Module width: 32 mm



M-UK FUSE | England/type G

Performance data: 13 A/250 V
Standard: BS 1363, Fuse according to BS 1362
Colour: Black

With shutter
 Orientation 45° = 65 mm module width
 Orientation 90° = 52.5 mm module width



M-UK | England/type G

Performance data: 13 A/250 V
Standard: BS 1363
Colour: Black
Orientation: Set at 90°

Module width: 52,5 mm
 With shutter



M-P40 | Italy/type L/F

Performance data: 16 A/250 V
Standard: CEI 23-50
Colour: Black
Orientation: Set at 35°

Module width: 45 mm
 With shutter



M-AUS | Australia/type I

Performance data: 10 A/250 V
Standard: AS, NZS 3112
Colour: Black
Orientation: Set at 90°

Module width: 44,8 mm



M-CN | China/type I

Performance data: 10 A/250 V
Standard: CPCS-CCC
Colour: Black
Orientation: Set at 90°

Module width: 42,5 mm



M-DK | Denmark/type K

Performance data: 10 A/250 V
Standard: DS 107-2-D1
Colour: Black
Orientation: Set at 35°

Module width: 42,5 mm
 With shutter



M-DK IT | Denmark/type K

Performance data: 10 A/250 V
Standard: DK 2-5a (DK IT)
Colour: Black
Orientation: Set at 90°

Module width: 42,5 mm
 With shutter



M-IEC C13

Performance data: 10 A/250 V max. 2300 W
Standard: IEC 60320
Colour: Black
Orientation: Set at 0°

Module width: 42,5 mm



M-IEC C19

Performance data: 16 A / 250 V max. 3500 W
Standard: IEC 60320
Colour: Black
Orientation: Set at 90°

Module width: 42,5 mm



International plug types

The following plug types are in part also available as mounting variants or are custom-made with a cable. We will be happy to advise you.

Right-angled plug with earthing contact | CEE 7/7 (type E/F)

BACHMANN type: Typ 30
With dual earthing contact system

For example, suitable for:

H03VV-F 3G 0,75 mm ²	H05VV-F 3G 1,50 mm ²
H05VV-F 3G 0,75 mm ²	H07BQ-F 3G 1,50 mm ²
H05VV-F 3G 1,00 mm ²	H05BQ-F 3G 0,75 mm ²



Central plug with earthing contact | CEE 7/7 (type E/F)

BACHMANN type: Typ 31
With dual earthing contact system

For example, suitable for:

H03VV-F 3G 0,75 mm ²	H05RV4-F 3G 0,75 mm ²
H05VV-F 3G 1,00 mm ²	H03V4V4-H 3G 1,00 mm ²
H05VV-F 3G 1,50 mm ²	H03RT-H 3G 0,75 mm ²



Central plug with earthing contact | CEE 7/7 (type E/F)

BACHMANN type: Typ 32
With dual earthing contact system
Splash-proof

For example, suitable for:

H05VV-F 3G 1,50 mm ²	H07RN-F 3G 1,50 mm ²
H05RR-F 3G 0,75 mm ²	H07BQ-F 3G 1,50 mm ²
H05RR-F 3G 1,50 mm ²	H07RN-F 3G 2,50 mm ²
H07RN-F 3G 1,00 mm ²	



Coupling with earthing contact | CEE 7/3 (type F)

BACHMANN type: Typ 34

For example, suitable for:

H05VV-F 3G 1,00 mm ²	H07RN-F 3G 1,00 mm ²
H05VV-F 3G 1,50 mm ²	H07RN-F 3G 1,50 mm ²
H05VV-F 3G 2,50 mm ²	




Swiss plug | SN441011

BACHMANN type: Typ 11, 10 A
2-pole

For example, suitable for:

H03VWH2-F 2 x 0,75 mm ²	H05VV-F 2 x 1,00 mm ²
H05VWH2-F 2 x 1,00 mm ²	




Swiss plug | SN441011 T12 (type J)

BACHMANN type: Typ 12, 10 A
2-pole with earthing contact

For example, suitable for:

H05VV-F 3G 1,00 mm ²
H05VV-F 3G 1,50 mm ²



Swiss coupling | SN441011 T11 (type J)

BACHMANN type: Typ 11 D
2-pole

For example, suitable for:

H03VWH2-F 2 x 0,75 mm ²	H05VV-F 2 x 1,00 mm ²
H03VV-F 2 x 0,75 mm ²	



Swiss plug | SN441011 T23 (type J)

BACHMANN type: Typ 23, 10 A/16 A
2-pole with earthing contact

For example, suitable for:
H05VV-F 3G 1,00 mm²
H05VV-F 3G 1,50 mm²



Plug with protection class 0 | CEE 7/2 (type C)

BACHMANN type: Typ 44
2-pole

For example, suitable for:
H03VV-F 2 x 0,75 mm² H05VV-F 2 x 1,00 mm²
H05VV-F 2 x 0,75 mm² H05VV-F 2 x 1,50 mm²



UK plug | BS 1363 (type G)

BACHMANN type: Typ 45-2, 13 A
2-pole
Moulded with 13 A fuse

For example, suitable for:
H03VV-F 2 x 0,75 mm² H05VV-F 2 x 1,00 mm²
H05VV-F 2 x 0,75 mm² H05VV-F 2 x 1,50 mm²



UK plug | BS 1363 (type G)

BACHMANN type: Typ 45, 13 A
2-pole with earthing contact
Moulded with 13 A fuse

For example, suitable for:
H03VV-F 3G 0,75 mm² H05VV-F 3G 1,00 mm²
H05VV-F 3G 0,75 mm² H05VV-F 3G 1,50 mm²



USA plug UL/CSA | NEMA 1-15p (type A)

BACHMANN type: Typ 46-2
2-pole

Cable types to suit your requirements.



USA plug UL/CSA | NEMA 5-15p (type B)

BACHMANN type: Typ 46
2-pole with earthing contact

Cable types to suit your requirements.



Italy plug | CEI 23-50 S11 (type L)

BACHMANN type: Typ 49, 10 A
2-pole with earthing contact

For example, suitable for:
H05VV-F 3G 0,75 mm²
H05VV-F 3G 1,00 mm²



Italy plug | CEI 23-50 S17 (type L)

BACHMANN type: Typ 50, 16 A
2-pole with earthing contact

For example, suitable for:
H05VV-F 3G 1,50 mm²



Denmark plug | DS 107-2D1 (type K)

BACHMANN type: Typ 47, 10 A
2-pole with earthing contact

For example, suitable for:
H05VV-F 3G 0,75 mm² H05VV-F 3G 1,50 mm²
H05VV-F 3G 1,00 mm²



Denmark right-angled plug | DS 107-2D1 (type K)

BACHMANN type: Typ 47, 10 A
2-pole with earthing contact

For example, suitable for:
H05VV-F 3G 0,75 mm² H05VV-F 3G 1,00 mm²
H05W-F 3G 1,50 mm²



Denmark IT plug | DK 2-5a

BACHMANN type: Typ 48, 10 A
2-pole with earthing contact

For example, suitable for:
H05VV-F 3G 0,75 mm² H05VV-F 3G 1,00 mm²
H05W-F 3G 1,50 mm²



Denmark IT right-angled plug | DK 2-5a

BACHMANN type: Typ 48, 10 A
2-pole with earthing contact

For example, suitable for:
H05VV-F 3G 0,75 mm² H05VV-F 3G 1,00 mm²
H05W-F 3G 1,50 mm²



Euro flat plug | CEE 7/16 (type C)

BACHMANN type: Typ 20 F

For example, suitable for:
H03VVH2-F 2 x 0,75 mm²
H05VVH2-F 2 x 0,75 mm²



Contour plug | CEE 7/17

BACHMANN type: Typ 24 G

For example, suitable for:
H05RN-F 2 x 1,00 mm² H05BQ-F 2 x 1,00 mm²
H07RN-F 2 x 1,00 mm² H07BQ-F 2 x 1,50 mm²
H07RN-F 2 x 1,50 mm²



Contour plug | CEE 7/17

BACHMANN type: Typ 24 K

For example, suitable for:
H05VV-F 2 x 0,75 mm²
H05VV-F 2 x 1,00 mm²



Contour plug | CEE 7/17

BACHMANN type: Typ 24 S
Splash-proof
Shock-resistant

For example, suitable for:
H07RN-F 2 x 1,00 mm² H05BQ-F 2 x 1,0 mm²
H07RN-F 2 x 1,50 mm² H05BQ-F 2 x 1,50 mm²



Non-heating device coupling, central | IEC 60320-C13

BACHMANN type: Typ 35
2-pole with earthing contact
70 °C

For example, suitable for:
H05VV-F 3G 0,75 mm²
H05VV-F 3G 1,00 mm²



Non-heating device coupling, angled | IEC 60320-C13

BACHMANN type: Typ 35 W
2-pole with earthing contact
On right, on left
70 °C

For example, suitable for:
H05VV-F 3G 0,75 mm²
H05VV-F 3G 1,00 mm²



Non-heating device plug, central | IEC 60320-C14

BACHMANN type: Typ 35 S
2-pole with earthing contact
70 °C

For example, suitable for:
H05VV-F 3G 0,75 mm²
H05VV-F 3G 1,00 mm²



Non-heating device coupling, central | IEC 60320-C17

BACHMANN type: Typ 35-S
2-pole
70 °C

For example, suitable for:
H05VV-F 2 x 0,75 mm²
H05VV-F 2 x 1,00 mm²



Non-heating device coupling, angled | IEC 60320-C17

BACHMANN type: Typ 35-2 W
2-pole
On right, on left
70 °C

For example, suitable for:
H05VV-F 2 x 0,75 mm²
H05VV-F 2 x 1,00 mm²



Non-heating device plug, central | IEC 60320-C18

BACHMANN type: Typ 35 S
2-pole
70 °C

For example, suitable for:
H05VV-F 2 x 0,75 mm²
H05VV-F 2 x 1,00 mm²



Heating device coupling | IEC 60320-C15a

BACHMANN type: Typ 37
2-pole with earthing contact
155 °C
Mounted

Cable types to suit your requirements.







Small appliance coupling | IEC 60320-C7





BACHMANN type: Typ 25 D
Mounted





For example, suitable for:
H03VVH2-F 2 x 0,75 mm²







Index





#		#		#		#	
116.270	85	240.187	81	304.174	80	322.175	79
116.271	85	240.189	81	304.175	80	322.176	79
116.272	85	241.175	82	304.176	80	322.184	79
116.280	85	241.275	82	304.184	80	322.185	79
118.270	85	244.875	81	304.185	80	322.186	79
119.270	85	244.876	81	304.274	80	323.185	79
119.271	85	246.174	82	304.275	80	323.186	79
119.272	85	246.175	82	304.276	80	327.875	79
119.274	85	246.176	82	304.284	80	327.876	79
119.280	85	246.185	82	304.285	80	328.875	79
119.281	85	246.186	82	304.974	80	328.876	79
130.080	85	246.375	82	305.174	80	329.3009	299
130.081	85	246.376	82	305.175	80	329.3010	299
131.080	85	248.174	82	305.176	80	329.3032	299
131.081	85	248.175	82	305.184	80	329.3033	299
132.080	85	248.176	82	305.185	80	329.3036	299
132.081	85	248.185	82	305.274	80	329.3037	299
133.080	85	248.186	82	305.275	80	329.3056	299
133.081	85	249.875	81	305.276	80	329.3057	299
149.0000	223	249.876	81	305.284	80	329.3058	299
149.0001	223	251.173	84	305.285	80	329.3059	299
149.0004	223	251.183	84	305.974	80	329.3104	311
149.0005	228	300.000	28	305.975	80	329.3176	311
149.0006	228	300.001	28	311.273	80	329.3201	299
150.070	85	300.002	28	312.174	80	330.070	26
150.072	85	300.003	28	312.175	80	330.071	26
151.070	85	300.004	28	312.275	80	330.072	26
151.072	85	300.005	28	313.176	81	330.073	26
190.270	53	300.006	28	317.000	129	330.100	30
202.174	82	300.007	28	317.001	129	330.100F	30
202.175	82	300.008	28	317.006	129	330.101	30
202.184	82	300.011	28	317.007	129	330.101F	30
202.185	82	300.012	28	317.100	131	330.102	30
202.274	82	300.030	28	317.101	131	330.103	30
202.275	82	300.049	28	317.102	131	330.104	30
202.284	82	300.050	28	317.117	133	330.104F	30
202.285	82	300.095	28	320.174	79	330.105	30
211.174	83	300.096	28	320.175	79	330.106	30
211.274	83	301.174	80	320.176	79	330.107	30
233.184	76	301.175	80	320.185	79	330.140	30
233.185	76	301.274	80	320.186	79	330.142	30
233.186	76	301.275	80	321.174	79	330.300	30
233.284	76	301.974	80	321.175	79	331.000	26
233.285	76	302.174	81	321.176	79	331.006	26
233.286	76	302.274	81	322.174	79	331.007	26

#		#		#		#	
331.010	26	333.505	275	338.0231	109	347.170	74
331.011	26	333.506	275	339.1000	177	347.171	74
331.012	26	333.534	275	339.1001	177	347.172	74
331.013	26	333.535	275	339.1002	178	348.171	74
331.014	26	333.536	276	339.1004	178	348.172	74
331.015	26	333.537	276	339.1005	178	349.006	61
331.016	26	333.538	275	339.1006	178	349.007	61
331.0202	278	333.539	273	339.1018	176	349.008	55
331.032	26	333.540	273	339.110	177	349.009	55
331.035	26	333.600	278	341.184	76	349.010	55
331.040	26	333.601	278	341.185	76	349.012	61
331.055	26	333.604	278	341.186	76	349.014	61
331.071	26	333.605	278	341.189	76	349.015	55
331.072	26	333.616	273	341.200S	76	349.017	61
331.074	26	333.804	275	341.201S	76	349.018	61
331.075	26	333.805	275	341.202S	76	349.020	55
331.076	26	333.815	273	341.203S	76	349.027	61
331.154	26	333.819	275	341.281	76	349.028	61
331.1541	26	333.830	273	341.284	76	349.029	61
332.071	26	333.838	275	341.285	76	349.033	61
333.000	278	336.003	34	341.286	76	349.035	61
333.001	278	336.004	34	341.287	76	349.044	45
333.002	278	336.006	34	341.288	76	349.045	45
333.004	278	336.014	34	341.289	76	349.046	45
333.005	278	336.015	34	341.870	75	349.183	61
333.0122	282	336.039	33	341.879	75	349.184	45
333.0500	122	336.046	33	341.880	60	349.185	45
333.071	26	336.065	34	343.170	75	349.206	65
333.1007	122	336.067	33	343.171	75	349.300	54
333.1008	122	336.072	33	343.172	75	349.301	54
333.400	275	336.088	33	343.173	75	349.302	54
333.401	275	336.600	32	343.174	74	349.303	54
333.402	276	336.601	32	343.175	74	349.304	54
333.403	276	336.603	32	343.176	74	349.310	54
333.404	275	336.604	32	343.177	75	349.311	54
333.405	275	336.606	32	343.179	75	350.000	19
333.406	275	336.626	32	343.191	75	350.001	19
333.4061	276	338.0080	119	343.192	75	350.002	19
333.4063	276	338.0081	119	343.370	75	350.003	19
333.4065	275	338.0200	109	343.371	75	350.004	19
333.407	275	338.0201	109	343.372	75	350.005	19
333.408	273	338.0203	115	343.373	75	350.006	19
333.410	275	338.0204	115	344.170	74	350.007	19
333.411	275	338.0205	115	344.171	74	350.008	19
333.412	275	338.0206	115	344.172	74	350.009	19
333.413	282	338.0210	109	344.174	74	350.010	19
333.416	275	338.0212	109	344.175	74	350.011	19
333.417	282	338.0219	109	346.170	74	350.012	19
333.418	275	338.0221	109	346.171	74	350.013	19
333.419	275	338.0230	109	346.172	74	350.0136	19





#		#		#		#	
350.014	19	350.209	21	350.309	23	353.985	83
350.015	19	350.210	21	350.310	23	354.127	83
350.016	19	350.211	21	350.311	23	356.119	77
350.017	19	350.212	21	350.312	23	356.120	77
350.020	20	350.213	21	350.313	23	356.127	77
350.021	20	350.214	21	350.314	23	356.169	77
350.022	20	350.215	21	350.315	23	356.171	77
350.030	20	350.216	21	350.316	23	356.172	83
350.031	20	350.217	21	350.317	23	356.1721	83
350.032	20	350.218	22	350.318	24	356.1722	83
350.033	20	350.219	22	350.319	24	356.1723	83
350.034	19	350.220	22	350.320	24	356.1731	77
350.035	19	350.221	22	350.321	24	356.1733	77
350.037	19	350.222	22	350.322	24	356.174	77
350.050	20	350.223	22	350.323	24	356.175	77
350.051	20	350.224	22	350.324	24	356.183	77
350.052	20	350.225	22	350.325	24	356.1971	84
350.053	20	350.226	22	350.326	24	356.1973	84
350.054	19	350.227	22	350.327	24	356.1974	84
350.055	19	350.228	22	350.328	24	356.1975	84
350.056	19	350.229	22	350.329	24	356.900	77
350.057	19	350.230	21	350.330	23	356.901	77
350.070	20	350.231	21	350.331	23	356.902	77
350.071	20	350.232	21	350.332	23	356.903	77
350.072	20	350.233	21	350.333	23	356.904	77
350.073	20	350.234	21	350.334	23	356.905	83
350.074	19	350.235	21	350.335	23	356.906	83
350.075	19	350.236	21	350.336	23	356.907	83
350.076	19	350.237	21	350.337	23	356.908	83
350.077	19	350.238	21	350.338	23	356.909	83
350.084	19	350.239	21	350.339	23	356.910	77
350.085	19	350.240	21	350.340	23	356.911	77
350.086	19	350.241	21	350.341	23	356.918	77
350.087	19	350.242	21	350.342	23	356.936	77
350.088	19	350.243	21	350.343	23	356.939	84
350.089	19	350.244	21	350.344	23	356.974	77
350.090	19	350.245	21	350.345	23	356.975	77
350.091	19	350.246	21	350.346	23	372.174	84
350.100	24	350.247	21	350.347	23	372.184	84
350.101	24	350.248	21	350.348	23	375.000	71
350.102	24	350.249	21	350.349	23	375.003	71
350.200	21	350.300	23	351.174	83	375.005	71
350.201	21	350.301	23	351.184	83	375.007	71
350.202	21	350.302	23	351.974	83	375.016	71
350.203	21	350.303	23	351.984	83	375.017	71
350.204	21	350.304	23	352.174	84	375.018	71
350.205	21	350.305	23	352.175	84	375.038	72
350.206	21	350.306	23	353.175	83	375.039	71
350.207	21	350.307	23	353.185	83	375.040	72
350.208	21	350.308	23	353.975	83	375.044	71

#		#		#		#	
375.045	71	381.147K	36	394.175	44	624.871	87
375.046	71	381.148K	36	394.179	91	641.1701	249
375.050	72	381.149K	36	394.180	44	641.1711	249
375.053	72	381.150K	36	394.182	44	641.2711	249
375.055	72	381.151K	36	394.183	244	654.180	90
375.064	72	381.152K	36	394.184	244	654.181	90
375.068	71	381.221K	36	394.187	244	654.182	90
375.069	71	381.223K	36	394.188	244	654.280	90
375.070	71	381.230K	36	394.190	244	654.281	90
375.071	72	381.241S	39	395.180	49	654.282	90
375.072	72	381.244S	39	395.181	49	654.283	90
375.073	72	381.246K	36	396.181	49	654.284	90
375.075	71	381.247K	36	396.182	49	663.170	87
375.076	72	381.248K	36	396.183	50	663.171	87
375.079	72	381.249K	36	396.184	49	663.270	87
375.080	72	381.2501K	36	396.187	50	663.271	87
375.081	72	381.250K	36	397.003	49	665.870	87
375.082	72	381.2512K	36	398.180	50	665.871	87
375.083	72	381.251K	36	398.181	49	672.180	87
375.102	73	381.252K	36	398.182	49	672.181	87
375.106	73	381.450K	36	398.183	49	672.280	87
375.107	73	381.801	36	398.186	50	672.281	87
375.115	71	384.272S	39	398.200	48	681.880	89
375.116	71	385.170	36	399.000	48	681.881	89
375.117	71	385.270	36	399.003	48	681.882	89
375.123	73	387.170	36	399.004	48	682.880	89
375.127	72	387.171	36	399.005	48	682.881	89
375.128	72	387.172	36	399.006	48	682.882	89
375.129	72	387.270	36	399.007	48	683.880	89
375.500	73	387.270S	39	399.009	48	683.881	89
375.501	72	387.271	36	399.010	48	683.882	89
375.502	34	387.271S	39	399.012	48	684.880	89
375.503	73	387.272	36	399.180	49	684.881	89
375.504	70	387.274S	39	399.181	49	684.882	89
375.505	70	387.275S	39	399.182	49	685.880	89
375.506	70	388.170	36	399.185	49	685.881	89
375.507	70	388.171	36	420.0012	17	685.882	89
375.514	70	388.172	36	420.0013	17	692.180	89
375.515	73	388.270	36	420.0014	17	692.181	89
375.516	73	388.271	36	420.0017	17	692.182	89
375.517	70	388.272	36	420.0018	17	692.280	89
375.518	72	388.371	36	420.0019	17	692.281	89
375.529	34	388.471	36	420.0021	17	692.282	89
375.541	73	392.180	49	420.0022	17	693.180	88
375.542	73	392.181	49	420.0068	17	693.181	88
381.109	45	392.182	50	420.0069	17	693.182	88
381.121K	36	392.183	50	420.0211	17	693.280	88
381.130K	36	392.187	50	500.000	41	693.281	88
381.141S	39	393.002	50	500.100	47	693.282	88
381.144S	39	393.0060	50	500.200	47	693.283	90





Index

#		#		#		#	
700.0010	227	800.0107	282	800.2546	284	802.3041	301
700.0110	227	800.0109	282	800.2548	284	802.3055	301
700.0111	227	800.0111	273	800.2621	284	802.3055-S	301
700.0112	228	800.0113	282	800.2622	284	802.3065	310
700.1010	227	800.0114	280	800.2623	284	802.3065-S	310
700.2010	227	800.0119	280	800.2638	284	802.3067	310
700.3002	222	800.0120	284	800.2949	275	802.3067-S	310
700.4000	222	800.1258	276	800.2960	284	802.3068	310
700.4010	227	800.1259	275	800.2969	311	802.3069	310
700.9000	223	800.1260	276	800.2983	311	802.3069-S	310
702.5000	231	800.1261	276	800.3723	273	802.3071	310
702.5001	231	800.1262	275	800.3932	276	802.3072	310
702.5100	231	800.1263	275	800.3933	276	802.3500	304
702.5101	231	800.1264	275	800.3934	276	802.3500-S	304
702.5200	231	800.1265	276	800.3935	276	802.3506	304
702.5300	231	800.1453	282	800.3936	276	802.3508	304
702.5301	231	800.1656	280	800.3937	278	802.3509	304
720.000	249	800.1657	280	800.3938	278	802.3514	304
720.006	244	800.2054	297	800.3939	278	802.3519	304
720.013	245	800.2055	297	802.0001	312	802.3520	304
720.035	245	800.2063	297	802.0002	312	802.3522	304
720.0362	247	800.2067	297	802.0003	312	802.3522-S	304
720.038	245	800.2135	297	802.0005	312	802.3525	304
720.047	247	800.2154	297	802.0010	311	802.3527	304
722.009	245	800.2282	280	802.0100	311	802.7000	306
730.005	250	800.2283	282	802.0101	311	802.7000-S	306
730.008	250	800.2284	273	802.0102	311	802.7001	306
730.009	246	800.2332	273	802.3004	301	802.7002	306
730.010	246	800.2334	282	802.3005	301	802.7008	306
740.000	248	800.2336	280	802.3006	301	802.7008-S	306
740.001	248	800.2337	282	802.3012	301	802.7009	306
740.002	248	800.2338	280	802.3012-S	301	802.7014	306
740.003	248	800.2339	282	802.3013	301	802.7022	306
740.004	248	800.2340	282	802.3013-S	301	802.7026	306
740.005	248	800.2341	280	802.3014	301	802.7500	308
740.006	248	800.2342	282	802.3016	301	802.7501	308
740.010	248	800.2395	297	802.3019	302	802.7501-S	308
740.011	248	800.2396	297	802.3019-S	302	802.7502	308
740.012	248	800.2398	297	802.3022	301	802.7506	308
740.015	248	800.2399	297	802.3023	301	802.7508	308
740.017	248	800.2400	297	802.3024	301	802.7509	308
800.0050	311	800.2401	297	802.3024-S	301	802.7511	308
800.0051	311	800.2402	297	802.3025	302	802.7521	308
800.0052	311	800.2403	297	802.3025-S	302	802.7524	308
800.0053	312	800.2405	297	802.3030	301	802.7530	308
800.0100	280	800.2407	297	802.3030-S	301	802.7531	308
800.0101	280	800.2408	297	802.3031	302	802.7532	308
800.0102	280	800.2409	297	802.3031-S	302	852.101	56
800.0104	280	800.2410	297	802.3039	310	852.104	56
800.0105	280	800.2522	284	802.3039-S	310	852.108	56





Index





#		#		#		#	
852.9821	57	902.024	176	902.201	162	902.408	164
900.002	65	902.0243	177	902.202	162	902.409	164
900.003	65	902.0245	177	902.203	162	902.411	164
900.004	65	902.0260	177	902.204	162	902.428	164
900.005	65	902.0290	176	902.2048	162	902.429	164
900.010	65	902.0291	176	902.205	162	902.430	164
900.011	65	902.0292	176	902.206	162	902.431	164
900.012	65	902.0293	176	902.208	163	902.432	164
900.013	65	902.0295	176	902.209	163	902.448	165
900.1077	58	902.0296	176	902.211	162	902.500	164
900.180	50	902.0297	176	902.213	162	902.501	164
900.181	50	902.0298	176	902.214	162	902.502	164
900.187	50	902.0300	176	902.220	163	902.5711	164
900.400	125	902.0303	176	902.228	162	902.5712	164
900.401	125	902.0304	176	902.229	162	902.600	166
900.402	125	902.0305	176	902.230	163	902.602	166
900.403	125	902.0312	176	902.231	162	902.603	166
900.406	125	902.0313	176	902.232	162	902.607	166
900.407	125	902.0314	176	902.272	163	902.609	166
900.408	125	902.0315	176	902.300	162	902.611	166
902.000	176	902.032	176	902.3000	163	902.613	167
902.001	176	902.0382	176	902.301	162	902.705	166
902.002	176	902.054	177	902.302	162	902.706	166
902.003	176	902.0562	177	902.3101	168	902.725	167
902.004	177	902.0578	177	902.3102	168	902.727	167
902.0048	176	902.065	176	902.3103	168	902.800	183
902.0049	176	902.068	177	902.319	162	902.801	183
902.005	177	902.0811	176	902.3201	168	902.810	183
902.0050	176	902.0812	176	902.3203	168	902.820	183
902.006	177	902.0813	176	902.3205	168	902.821	183
902.007	176	902.0814	176	902.3207	168	902.830	183
902.008	177	902.0815	176	902.3209	168	902.831	183
902.009	177	902.0821	177	902.3213	168	902.840	183
902.0096	177	902.0822	177	902.3220	168	902.841	183
902.010	177	902.0823	177	902.3221	168	902.901	164
902.011	176	902.0824	177	902.3222	168	902.902	164
902.0111	176	902.0825	177	902.3223	168	902.903	164
902.0142	177	902.0826	177	902.3225	168	902.904	164
902.0161	177	902.0853	176	902.3226	168	902.905	164
902.0168	177	902.0874	177	902.3227	168	902.906	164
902.017	176	902.0876	177	902.3228	168	902.907	165
902.0179	177	902.1017	176	902.3641	162	902.908	165
902.0182	176	902.1076	176	902.380	162	902.909	165
902.0183	176	902.1206	176	902.400	164	902.910	164
902.0184	176	902.1309	177	902.401	164	902.911	165
902.0185	177	902.1313	177	902.402	164	902.912	165
902.0192	176	902.166	176	902.403	164	902.913	164
902.0218	177	902.1804	177	902.404	164	902.914	164
902.0220	177	902.1992	177	902.4048	164	902.915	164
902.0234	177	902.200	162	902.405	164	902.917	164

Index





#		#		#		#	
902.918	164	902.973	166	906.1013	33	910.002	61
902.919	164	902.974	166	906.1014	33	910.100	64
902.920	164	902.975	166	906.1075	33	910.1011	244
902.921	164	902.976	166	906.1086	33	910.105	50
902.922	164	902.977	166	906.1109	33	910.106	50
902.923	164	902.978	166	906.11930	32	910.170	64
902.924	164	902.979	166	906.11931	32	910.174	66
902.925	164	902.980	166	906.11932	32	910.175	66
902.926	165	902.981	166	906.150	33	910.176	66
902.927	165	902.982	166	906.2055	34	910.177	66
902.929	165	902.983	166	906.2056	34	910.178	66
902.930	165	902.984	166	909.000	112	910.179	66
902.932	162	902.985	166	909.001	112	910.182	66
902.933	162	902.986	167	909.002	112	910.200	64
902.934	162	902.987	167	909.0024	112	910.270	64
902.935	162	902.989	167	909.0026	112	910.275	66
902.936	162	902.990	167	909.0027	112	910.276	66
902.937	162	902.991	167	909.0028	112	910.277	66
902.938	163	903.003	43	909.0029	112	910.282	66
902.939	163	903.108	217	909.003	112	910.470	64
902.940	163	903.201	212	909.004	112	910.971	64
902.941	163	903.203	212	909.005	112	911.000	115
902.942	163	903.204	201	909.0056	112	911.001	115
902.943	163	903.205	201	909.0057	112	911.002	115
902.944	162	903.206	201	909.0058	112	911.003	115
902.945	162	903.211	212	909.0059	112	911.004	115
902.946	162	903.212	212	909.006	112	911.005	115
902.947	162	903.700	223	909.0060	112	911.025	117
902.948	162	903.710	223	909.007	112	911.026	117
902.949	162	903.711	223	909.008	112	911.028	117
902.950	162	903.712	223	909.009	112	911.029	117
902.951	162	903.800	223	909.010	112	911.170	64
902.952	162	903.810	223	909.0105	112	911.171	64
902.953	162	903.900	228	909.011	112	911.172	64
902.954	162	904.100	91	909.012	112	911.270	64
902.955	162	906.000	33	909.013	112	911.271	64
902.956	163	906.001	33	909.014	112	911.272	64
902.957	163	906.002	33	909.015	112	911.273	64
902.960	163	906.0028	33	909.016	112	911.470	64
902.962	166	906.003	33	909.017	112	911.500	119
902.963	166	906.005	34	909.0170	112	911.501	119
902.964	166	906.009	33	909.0172	112	911.502	119
902.965	166	906.0113	33	909.0180	112	911.503	119
902.966	166	906.014	33	909.0191	112	911.9100	115
902.967	166	906.024	33	909.020	112	911.9130	115
902.968	167	906.0241	33	909.025	112	912.000	123, 186
902.969	167	906.031	33	909.028	112	912.001	121, 186
902.970	167	906.067	34	909.029	112	912.002	122
902.971	166	906.071	33	909.033	112	912.003	122
902.972	166	906.093	33	909.058	112	912.004	121





Index

#		#		#		#	
912.005	121	912.169	121	915.502	127	916.0821	130
912.0055	123	912.170	64	915.503	127	916.086	130
912.0056	121	912.173	66	915.504	127	916.0881	130
912.006	121	912.174	66	915.510	127	916.091	131
912.007	121	912.1781	122	915.522	127	916.100	131
912.0071	122	912.270	64	915.523	127	916.1000	130
912.008	121	912.273	66	915.524	127	916.111	132
912.0080	122	912.274	66	915.970	67	916.1110	130
912.009	122	912.470	64	915.971	67	916.112	132
912.010	122	912.700	123	915.973	67	916.1129	131
912.011	121	912.701	123	916.000	131	916.1134	130
912.012	121	912.702	122	916.001	131	916.1192	131
912.013	121	912.703	122	916.002	131	916.1193	132
912.014	121	912.704	123	916.003	131	916.1227	130
912.015	122	912.705	123	916.0039	131	916.1229	130
912.0156	122	912.706	122	916.004	131	916.123	130
912.016	122	912.707	122	916.0040	131	916.170	68
912.0167	122	912.708	123	916.0041	130	916.173	130
912.0168	121	912.709	123	916.0042	131	916.501	131
912.017	121	912.710	122	916.005	131	916.502	130
912.0171	122	912.711	122	916.006	130	916.503	131
912.0172	121	912.712	123	916.007	130	916.504	130
912.018	121	912.713	123	916.010	131	916.505	131
912.019	121	912.714	122	916.020	131	916.506	130
912.021	121	912.715	122	916.021	131	916.507	130
912.022	121	912.971	64	916.023	130	916.508	130
912.0221	121	913.169	65	916.024	130	916.509	131
912.023	123	913.170	63	916.025	130	916.510	131
912.024	121	913.171	63	916.0270	131	916.511	131
912.025	121	913.173	63	916.030	130	916.512	131
912.035	121	913.174	63	916.0361	130	916.513	131
912.037	122	913.175	63	916.0411	130	916.514	131
912.0400	122	915.000	129	916.047	130	916.515	131
912.045	122	915.001	129	916.048	130	916.516	130
912.080	121	915.003	129	916.0510	131	916.517	130
912.0931	121	915.004	129	916.0514	130	916.518	130
912.167	122	915.005	129	916.0516	130	916.519	131
912.1671	122	915.006	129	916.0519	130	916.520	130
912.1672	122	915.028	127	916.0520	130	916.521	131
912.1673	121	915.033	127	916.054	130	916.522	130
912.1674	122	915.170	67	916.059	133	916.523	130
912.1675	122	915.171	67	916.060	133	916.524	130
912.1676	121	915.172	67	916.0601	133	916.525	131
912.1677	122	915.173	67	916.061	133	916.526	130
912.1678	122	915.174	67	916.0611	133	916.527	131
912.1679	121	915.175	67	916.062	133	916.528	130
912.168	122	915.270	67	916.0621	130	916.529	131
912.1681	123	915.271	67	916.0628	131	916.530	130
912.1682	123	915.500	127	916.063	133	916.531	130
912.1683	121	915.501	127	916.082	131	916.532	130





#		#		#		#	
916.533	131	917.029	111, 119, 129	917.169	208	918.0750	119
916.534	131	917.030	200	917.170	67	918.0752	119
916.535	131	917.032	204	917.171	67	918.0754	119
916.536	131	917.033	204	917.172	67	918.081	214
916.537	131	917.038	195	917.173	67	918.082	214
916.538	131	917.039	195	917.189	200	918.083	214
916.539	131	917.040	211	917.193	203	918.0951	216
916.540	130	917.041	211	917.195	203	918.0952	216
916.700	133	917.045	199	917.198	203	918.0953	216
916.701	133	917.046	203	917.214	193	918.106	172
916.702	133	917.047	203	917.224	202	918.107	172
916.703	133	917.056	203	917.2241	202	918.110	172
916.704	133	917.057	211	917.226	199	918.111	172
916.705	133	917.058	199	917.227	202	918.122	172
916.712	133	917.059	202	917.2271	202	918.123	34
916.713	133	917.060	203	917.299	211	918.124	172
916.714	133	917.061	195	917.400	194	918.170	68
916.715	133	917.062	195	917.401	194	918.171	68
916.716	133	917.064	208	918.001	179	918.176	214
916.717	133	917.065	208	918.002	117	918.177	214
916.718	133	917.066	208	918.003	214	918.178	214
916.719	133	917.067	208	918.006	214	918.190	215, 228
916.720	133	917.078	199	918.007	214	918.200	223, 228
916.721	133	917.082	204	918.008	214	918.201	223, 228
916.722	133	917.0821	204	918.009	217	918.202	228
916.723	133	917.090	200	918.010	217		141, 144,
916.724	133	917.091	201	918.011	217	918.900	150, 154,
916.725	133	917.096	201	918.012	217		158
916.726	133	917.101	201	918.017	216	919.014	59
916.727	133	917.111	211	918.018	216	919.015	59
916.728	133	917.117	200	918.019	216	919.016	59
916.729	133	917.120	194	918.0191	216	919.018	59
916.970	68	917.12011	194	918.0192	216	919.024	56
917.000	195	917.1203	214	918.0193	216	919.1000	187
917.001	195	917.1205	214	918.020	216	919.1100	187
917.003	195	917.121	194	918.0201	216	919.1101	187
917.005	195	917.122	202	918.025	34	919.169	65
917.006	195	917.134	199	918.032	193	919.171	63
917.007	195	917.135	203	918.033	193	919.176	63
917.009	211	917.140	208	918.034	193	919.177	63
917.00911	211	917.141	202	918.035	193	919.178	63
917.010	211	917.143	199	918.041	193	919.179	63
917.0101	211	917.145	200	918.0411	193	919.183	60
917.011	199	917.146	199	918.045	194	919.189	60
917.018	202	917.150	199	918.067	217	919.2000	186
917.019	202	917.157	193	918.068	217	919.2001	186
917.022	200	917.158	195	918.069	217	919.2002	186
917.023	201	917.159	195	918.071	194	919.2003	186
917.024	201	917.168	208	918.072	194	919.2004	186
917.026	200			918.073	194	919.2005	186

Index
























#		#		#		#	
919.273	37	924.033	260	924.0970	264	924.183	266
919.284	60	924.034	260	924.098	264	924.184	267
919.371	91	924.036	259	924.099	264	924.185	267
920.170	57	924.037	259	924.101	268	924.186	267
921.000	58	924.038	259	924.103	263	924.187	267
921.003	58	924.043	260	924.109	264	924.188	267
921.004	58	924.044	260	924.110	266	924.190	266
921.005	58	924.045	260	924.111	264	924.191	266
921.010	58	924.046	260	924.112	264	924.193	250
921.011	58	924.047	260	924.113	264	924.201	268
921.012	58	924.048	260	924.114	264	924.203	263
921.271	57	924.049	260	924.115	265	924.224	251
921.272	57	924.050	260	924.116	265	924.225	251
921.273	57	924.051	260	924.118	265	924.250	251
921.274	57	924.052	260	924.120	264	924.258	262
922.0071	43	924.053	260	924.128	265	924.259	259
922.0111	43	924.054	261	924.129	265	924.260	259
922.0181	43	924.055	261	924.131	265	924.262	261
922.0231	43	924.056	261	924.132	265	924.264	262
922.082	43	924.057	261	924.133	265	924.265	258
922.083	43	924.058	261	924.134	265	924.266	258
922.096	43	924.059	261	924.136	265	924.327	261
923.000	52	924.060	261	924.137	263	924.329	269
923.001	52	924.062	261	924.1370	263	924.330	269
923.002	52	924.063	261	924.1371	267	924.332	251
923.006	181	924.064	261	924.138	263	924.334	251
923.007	181	924.065	261	924.1430	263	924.336	258
923.008	181	924.067	261	924.144	263	924.338	257
923.010	181	924.068	262	924.149	263	924.340	258
923.011	181	924.069	262	924.151	262	924.342	257
923.012	181	924.071	263	924.152	262	924.343	258
924.001	268	924.072	263	924.153	262	924.344	257
924.004	268	924.073	262	924.154	262	924.345	257
924.005	268	924.074	262	924.155	262	924.346	257
924.009	268	924.075	258	924.156	262	924.347	257
924.010	268	924.076	258	924.158	262	924.348	257
924.011	268	924.077	258	924.160	263	924.349	44
924.012	268	924.078	258	924.161	263	924.3491	44
924.0161	256	924.079	258	924.162	263	924.350	251
924.0163	257	924.080	258	924.163	263	924.351	91
924.0164	257	924.083	256	924.164	269	924.352	251
924.0165	257	924.084	261	924.165	269	924.353	257
924.0166	256	924.086	261	924.168	251	924.354	256
924.0167	256	924.090	264	924.171	250	924.355	251
924.023	259	924.091	264	924.172	268	924.356	269
924.024	259	924.092	264	924.1720	268	925.0022	111
924.025	259	924.094	264	924.1740	57	925.0023	111
924.026	259	924.095	264	924.176	266	925.0034	111
924.027	259	924.096	264	924.178	266	925.0044	111
924.031	259	924.097	264	924.182	266	925.0047	111

#		#		#		#	
925.0049	111	927.059	136	928.020	153	930.058	93
925.100	111	927.060	136	928.021	153	930.059	93
925.101	111	927.061	136	928.024	153	930.060	98
925.500	111	927.062	136	928.026	153	930.061	98
925.501	111	927.100	135	928.0390	153	930.062	98
925.800	111	927.101	135	928.063	153	930.063	98
925.801	111	927.102	135	928.086	153	930.064	98
926.000	148	927.103	135	928.900	154, 158	930.065	98
926.001	148	927.160	136	928.902	156	930.082	94
926.002	148	927.200	137	929.000	139	930.090	95
926.003	148	927.201	137	929.002	139	930.091	95
926.004	148	927.203	137	929.004	139	930.092	95
926.005	148	927.204	137	929.010	139	930.094	96
926.007	148	927.206	137	929.012	139	930.096	96
926.010	148	927.207	137	929.030	139	930.097	96
926.100	150	927.209	137	929.032	139	930.098	96
926.101	150	927.251	137	929.034	139	930.099	96
926.102	150	927.254	137	929.040	139	930.100	96
926.103	150	927.257	137	929.042	139	930.120	172, 179
926.200	150	927.300	135	929.044	139	930.137	96
926.206	150	927.301	135	929.100	140	930.138	96
926.300	148	927.302	135	929.101	140	930.164	96
926.301	148	927.400	137	929.102	140	930.165	96
926.302	148	927.402	137	930.016	94	930.166	95
926.303	148	927.404	137	930.017	94	930.180	179
926.304	148	927.406	137	930.018	94	930.182	179
926.305	148	927.410	137	930.019	94	930.183	179
926.310	148	927.500	135	930.020	94	930.300	100
926.501	150	927.501	135	930.021	94	930.301	100
926.502	150	927.502	135	930.022	94	930.302	100
926.901	141, 150	927.701	136	930.023	94	930.303	100
927.000	136	927.702	136	930.024	95	930.310	102
927.001	136	927.705	136	930.025	95	930.320	102
927.002	136	927.706	136	930.026	95	930.330	102
927.003	136	927.707	136	930.027	95	930.500	92
927.004	136	927.708	136	930.028	95	930.501	92
927.005	136	927.711	136	930.029	95	930.502	92
927.006	136	927.712	136	930.030	93	930.503	92
927.007	136	928.002	153	930.031	93	930.504	92
927.010	136	928.0024	153	930.032	93	930.550	92
927.012	136	928.003	153	930.033	93	930.551	92
927.013	136	928.0037	153	930.034	96	930.900	97
927.015	136	928.0040	153	930.035	96	930.901	97
927.050	136	928.0050	153	930.036	96	930.902	97
927.051	136	928.0062	153	930.044	96	930.903	97
927.052	136	928.007	153	930.045	96	930.904	97
927.053	136	928.0090	153	930.049	94	930.905	97
927.054	136	928.0101	153	930.050	94	930.906	97
927.055	136	928.017	153	930.054	96	930.907	97
927.057	136	928.0177	153	930.057	96	930.908	97

Index

#		#		#		#	
930.909	97	936.008	107	937.413	171	941.326	174
930.910	97	936.009	107	937.415	171	941.327	174
930.911	97	936.010	107	937.422	171	941.328	174
931.000	143	936.012	107	937.423	171	941.329	174
931.001	143	936.013	107	937.424	171	941.330	174
931.002	143	936.014	107	937.425	171	942.000	151
931.003	143	936.015	107	937.427	171	944.000	160
931.008	143	937.001	170	937.428	171	945.001	228, 237
931.009	143	937.002	170	937.429	171	945.002	228, 237
931.016	143	937.003	170	937.430	171	945.003	228, 237
931.021	143	937.004	170	938.001	146	945.005	228, 241
931.031	143	937.102	170	938.002	146	945.006	228, 241
931.032	143	937.103	170	938.101	146	945.010	228, 239
931.033	142	937.104	170	938.102	146	945.011	228, 239
931.034	143	937.301	170	940.024	34	945.012	228, 239
931.131	143	937.302	170	940.040	214	950.000	250
931.132	143	937.303	170	940.041	214	950.002	250
931.133	143	937.304	170	940.044	193	950.010	250
931.134	143	937.305	170	940.047	217	950.013	250
931.150	143	937.306	170	940.048	217	960.101	64
931.152	143	937.307	170	940.052	214	960.102	64
931.231	143	937.308	170	940.053	214	960.103	64
931.232	143	937.309	170	940.070	70	960.201	64
931.233	143	937.310	170	940.071	70	960.202	64
931.234	143	937.311	170	940.073	70	960.203	64
931.250	143	937.312	170	940.074	70	960.301	64
931.252	143	937.313	170	940.083	193	960.302	64
931.900	144	937.314	170	940.085	193	960.303	64
933.001	62	937.315	170	940.089	214		
933.002	62	937.316	170	940.096	34, 312		
933.004	83	937.317	170	940.097	34		
933.006	78	937.318	170	940.099	113		
933.007	37	937.319	170	940.103	311		
933.008	62	937.320	170	940.108	34		
933.009	62	937.321	170	940.112	193		
933.011	78	937.322	170	940.141	312		
933.013	78	937.323	170	940.142	312		
933.014	37	937.324	170	940.143	312		
933.015	37	937.325	170	941.001	174		
934.004	158	937.326	170	941.002	174		
934.909	158	937.327	170	941.003	174		
935.000	107	937.328	170	941.004	174		
935.100	107	937.329	170	941.101	174		
936.001	107	937.330	170	941.102	174		
936.002	107	937.402	171	941.103	174		
936.003	107	937.404	171	941.301	174		
936.004	107	937.406	171	941.304	174		
936.005	107	937.408	171	941.306	174		
936.006	107	937.410	171	941.319	174		
936.007	107	937.412	171	941.325	174		

Pictograms and their meanings

#	Item number		Colour
	Version		Residual current circuit breaker
€	Price in €		Automatic switch-off
	Socket outlet with earthing contact		Rewirable
	UK socket (3,15A)	19"	Compatible with 19" racks
	UTE socket		Custom Module
	Swiss socket		Keystone
	European socket		USB Charger
	Italy /socket outlet with earthing contact P40		Measurement per phase
	Dimensions 'L x W x H'		Measurement per port
	Socket orientation		Switching
	Switch		Sensors
	Surge protection		
	Mains and frequency filters		

Pictograms and their meanings



Please fold out

Further information



Custom Module

Module that is screwed into an empty slot on a power strip.



Keystone

Module that is inserted into a Custom Module using a keystone mount.



In principle, all of our power strips have a **shutter**.



For reasons related to the production process, there may be deviations from the specified dimensions and illustrations. We thank you for your understanding in this matter.



 **Bachmann GmbH**
Ernstthaldenstr. 33
70565 Stuttgart | Germany

 +49 711 86602-0

 +49 711 86602-34

 info@bachmann.com

 www.bachmann.com