





# INDUSTRY STANDARD COMMERCIAL ATTENUATORS

AT Series, E408 Series



AT10 / AT35 / AT100 Series



AT10 / AT35 / AT100 Series Face Plate Options  
Attenuators are available in Classic Stainless  
or Decora (Decora available in Ivory or White)



E408-100



RM Series

- Models Feature a Range of Attenuation Steps (3dB or 1.5dB Steps) as Well as Continuous to Meet Application and Budget Requirements
- Wall Plates are Stainless Steel with Stamped and Filled or Screen Printed Dial Scale, and a Skirted Black Knob (White and Ivory Plastic Plates with Matching Skirted Knobs Also Available in Decora Style-D Series Only)
- Popular Rack Mount Attenuator Versions are Available on the AT and E408 and Series for Mounting on to Blank Panels in Equipment Cabinets
- All AT Models Mount into Most 1-Gang E.O. Boxes.
- AT and E408 Series are UL Listed

**AT Series Industry Standard Auto Transformer.** High-quality auto transformer series provides the advantages of excellent frequency response, low insertion loss and reliable performance for volume control application in 25 and 70.7-volt systems. Attenuation is accomplished in ten make before break steps plus positive off position. (No stop between maximum and off position to prevent switch damage). Contacts are silver plated for noise-free operation. Features a removable terminal block. Includes stainless steel plate, with stamped and filled or screen printed dial scale and a skirted black knob. (White and ivory plastic plates with matching skirted knobs also available in Decora style-see AT model description chart.)

**E408 Auto Transformer with Precision Level Control.** Specially designed for attenuation in masking and sound reinforcement systems where fine tuning of level control is required. Employs a ten-position, non-shorting rotary switch without stop. Attenuation rate is 1.5dB per step. (All other specifications are the same as the AT Series including the UL listing.)

**PA Series Priority Paging Option.** Priority paging feature by-passes the effect of the attenuator to provide program level selection of individual emergency and paging signals at the amplifier. Option is available on all AT attenuators. The SPDT relay is operated with 24 VDC at 10mA. Includes protective relay cover to insure lasting trouble-free performance. Terminations to the relay and attenuator are made via a removable terminal block. (All other specifications except for dimensions are the same as selected AT models.)

**RM Series Rack Mount Option.** For attenuation convenience of rack-mounted equipment in cabinets and consoles, the AT, E408 Series attenuators are available without mounting plate for rack panel installation. Attractive matte black polycarbonate dial scale overlay with adhesive backing replaces the mounting plate. Includes skirted black knob. Overlay size is 29 sq. (51mm). (To order, simply add RM after the selected attenuator model number. Example: AT10-RM or AT10-PARM.) (Dial scale overlays to retrofit existing installations are available, see hardware section Model HX23.)

AT10 (dc) (-PA) (-RM)  
AT35 (dc) (-PA) (-RM)  
AT100 (dc) (-PA) (-RM)

**Faceplate Options:**

d = D - Decora Style Faceplate

Ivory and White inserts, trim ring and knobs included.

If there is not the above 1 letter suffix, the attenuator is shipped with the standard stainless steel faceplate or is the RM version without a faceplate.

(-RM)  
Rack  
Mount  
Option

(-PA)  
Priority  
Announce  
Circuit

MODEL	POWER RATING*	ATTENUATION PER STEP	TOTAL ATTENUATION	INSERTION LOSS	PLATE SIZE	RESISTANCE
★ AT10(-PA)	10 Watts	3dB	33dB**	.4dB	1 gang	—
★ AT35(-PA)	35 Watts	3dB	27dB	.6dB	1 gang	—
★ AT100(-PA)	100 Watts	3dB	27dB	.6dB	1 gang	—
E408-100	100 Watts	1.5dB	15dB	.6dB	1 gang	—

\* Continuous

\*\* These units have two steps of 6dB before off position.  
Note: Attenuation curve is steeper for a 25-volt line



Specifications subject to change without notice



1601 JACK MCKAY BLVD. / ENNIS, TEXAS 75119 U.S.A.  
TELEPHONE: (800) 876-3333 / FAX (800) 765-3435

AtlasSound.com

FOUR

## ARCHITECT AND ENGINEER SPECIFICATIONS

**AT Series** Attenuator(s) shall be Atlas Sound AT Series Model \_\_\_\_\_ auto transformer or approved equal. The power rating shall be \_\_\_\_\_ and attenuation range shall be \_\_\_\_\_ dB. Attenuation per step for ET-\_\_\_\_\_ and AT-\_\_\_\_\_ shall be 8 steps of 3dB and 6dB each for the last two positions. Attenuator shall be a step type control with a positive off position. There shall be no stop between the maximum and off positions (AT Series only). Switch shall have silver plated contacts to eliminate noise and contact loss. All terminations must be made via a removable terminal block. Unit(s) shall be supplied with one of the following single gang face plates to be noted by model number suffix: Standard stainless steel faceplate (with dial scale to indicate attenuator position), Decora style plastic face plate-Ivory color, Decora style plastic face plate-White color. All models are designed to mount in a standard E.O. box.

**E408** UL Listed attenuator shall be Atlas Sound Model \_\_\_\_\_ auto transformer or approved equal. The power rating shall be \_\_\_\_\_. The attenuation per step shall be 1.5dB. Unit shall be a step type control with a positive off position. There shall be no stop between the maximum and off positions. Switch shall have silver plated contacts to eliminate noise and contact loss. The attenuator shall be mounted to a standard gang stainless steel wall plate which mounts to a standard E.O. box.



**RM Option** Attenuator shall be Atlas Sound Model \_\_\_\_\_ [(AT, E408 (-RM))] or approved equal. Face plate shall be replaced by an adhesive matte black polycarbonate dial scale escutcheon for attachment to a rack mount panel. Escutcheon size shall be 2" SQ.

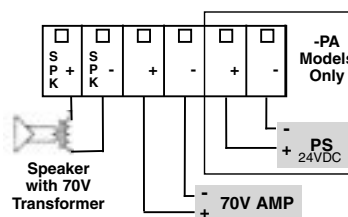
**PA Option** Specified AT Series attenuators include a priority relay. Relay shall be an SPDT, 24 VDC type securely mounted to the attenuator assembly wired at the factory. Relay shall include a protective cover.

### WIRING - AT SERIES

Each terminal will hold up to 2-16AWG stranded wire. For larger wires or home run situations, a small length of wire and a wire nut are recommended.

Attach wire according to label on terminal block as shown below (Non-PA Models will not have the "VDC+" and "VDC-" terminals).

\* Install the unit with the terminal block on top. This will ensure that the off position is on the bottom.



DIMENSIONAL SPECIFICATIONS - PLATE MOUNTED ATTENUATORS					
MODEL	A	B	C	D	E
<b>AT10</b>	4 1/2"	2 1/8"	2 3/4"	2 3/4"	1 3/4"
<b>AT10-PA</b>	4 1/2"	2 1/8"	2 3/4"	2 3/4"	1 3/4"
<b>AT35</b>	4 1/2"	2 1/8"	2 3/4"	2 3/4"	1 3/4"
<b>AT35-PA</b>	4 1/2"	2 1/8"	2 3/4"	2 3/4"	1 3/4"
<b>AT100</b>	4 1/2"	2 1/2"	2 3/4"	2 3/4"	1 3/4"
<b>AT100-PA</b>	4 1/2"	2 1/2"	2 3/4"	2 3/4"	1 3/4"
<b>E408-100</b>	4 1/2"	2 5/8"	2 1/16"	4 9/16"	2 5/16"

**NEW**  
**NEW**  
**NEW**  
**NEW**  
**NEW**

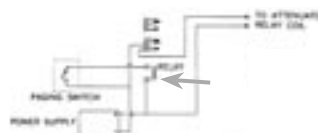
For information on Atlas Sound Stereo Attenuators (DAT Series and SAT Series), refer to specification sheet #SL4-1523.

For information on Atlas Sound WhisperTouch Stereo Attenuators:

Original 8 Ohm #SL4-1570  
 Switched 8 Ohm #SL4-1571

### WIRING - (-PA) PRIORITY ATTENUATORS

POWER SWITCHING REQ. FOR - PA ATTENUATORS

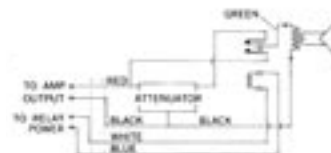


Use 2nd external relay when paging switch is part of a paging microphone. This will reduce hum and noise pickup

#### RELAY SPECIFICATIONS

COIL VOLTAGE: 24VDC  
 COIL CURRENT: 10MA  
 CONTACTS: SPDT-2AMP Rating  
 Relay has a protective cover

#### SCHEMATICS FOR PRIORITY ATTENUATORS



WIRING REQUIREMENTS: (1) PAIR FOR AUDIO, (1) PAIR FOR RELAY

Specifications subject to change without notice



1601 JACK MCKAY BLVD. / ENNIS, TEXAS 75119 U.S.A.  
 TELEPHONE: (800) 876-3333 / FAX (800) 765-3435

AtlasSound.com