

American Peony Society Bulletin

Ag

JUNE, 1976

No. 218



RECEIVED
MAY 28 1976
PERIODICALS SECTION
PATTEE LIBRARY
PENNSYLVANIA STATE UNIVERSITY

BARRINGTON BELLE - *Klehm Estate Peony* (Pat. 3641)
(Mid - Japanese) Bright, two tone vivid pink and yellow
blossom color combination.




Above - RED CHARM (Glasscock - 1944) (Double - Hybrid)
Everyone's eyecatcher - Gold Medal Winner.

Below - HARVEST - Tree Peony (Saunders - 1948) Warm,
rich color of ripe wheat. Rosy picotee edges.



Pictures furnished and cover printed by Chas. Klehm & Son.



TRIA (*lutea* x *Moutan*) tree peony hybrid originated by Nassos Daphnis. *TRIA* is a good garden plant with three crisp yellow flowers on each strong stem, held high above delicate foliage. They open in sequence usually at four-or-five day intervals, to give a longer blooming period than any other tree peony. It is the first of the *lutea* hybrids to bloom, and the last to go.

Joseph F. Kuczek

AMERICAN PEONY SOCIETY

250 Interlachen Road (612) 938-4706 Hopkins, Minn. 55343

President John E. Simkins Secretary-Treasurer Greta M. Kessenich
 Vice President Gary P. Seaman Bulletin Editor Greta M. Kessenich

BOARD OF DIRECTORS

Terms expiring 1978
 Irvin Ewing
 25039 Doris Court
 Detroit, Mich. 48239
 John E. Simkins
 1246 Donlea Crescent
 Oakville, Ont., Ca. L6J 1V7
 W. G. Sindt
 14252 15th St. South
 Afton, Minn. 55001
 Allen J. Wild
 Gilbert H. Wild & Son
 Sarcxie, Mo. 64862
 Frank Howell
 Rt. 1, Box 696
 Newton, N.J. 07860
 Peter C. Laning
 553 West F Avenue
 Kalamazoo, Mich. 49007

Terms Expiring 1977
 Calvin L. Helgoe
 550 S. Flower St.
 Los Angeles, Calif. 90017
 Marvin C. Karrels
 3272 S. 46th St.
 Milwaukee, Wisc. 53219
 Dr. Carl H. Klehm
 Charles Klehm & Son Nursery
 2 East Algonquin Road
 Arlington Heights, Ill. 60005
 Clarence O. Lienau
 9135 Beech Daly Rd.
 Detroit, Mich. 48239
 Dr. David L. Reath
 Box 251
 Vulcan, Mich 49892
 Gary P. Seaman
 Gratwick Tree Peonies
 Pavilion, N.Y. 14525

Terms Expiring 1976
 Greta M. Kessenich
 250 Interlachen Road
 Hopkins, Minn. 55343
 Joseph Glocka
 12120 West Oklahoma Ave.
 West Allis, Wisconsin 53227
 Allen Harper
 100 N.E. 81st Street
 Kansas City, Missouri 64118
 Edward Lee Michau
 1412 N. Georgie
 Derby, Kansas 67037
 Ted R. Mysyk
 P.O. Box 482
 Woodstock Illinois 60098
 Charlotte Sindt
 14252 15th St. South
 Afton, Minnesota 55001

DISTRICT V

President Bob Rose Sec'y Treas. Mrs. Bob Rose
 Prairie Goose Farm, 1110 N. Route 47, Woodstock, Illinois 60098

DISTRICT VII

President Edward Lee Michau Sec'y-Newsletter Helen M. Titus

DEPT. OF REGISTRATION

The department was formed to properly supervise the nomenclature of the different varieties and kinds of peonies. All new varieties should be registered to avoid duplication of names.
 Greta M. Kessenich, Secretary

OBJECTIVES

The Articles of Incorporation state: Section (2) That the particular objects for which the corporation is to be formed are as follows; To increase the general interest in the cultivation and use of the Peony; to improve the methods of its cultivation and methods of placing it upon the market; to increase its use as a decorative flower; to bring about a more thorough understanding between those interested in its culture; to properly supervise the nomenclature of the different varieties and kinds of peonies; to stimulate the growing and introduction of improved seedlings and crosses of such flower; and to promote any kind of the general objects herein specified by holding or causing to be held exhibitions, and awarding or causing or procuring to be awarded, prizes therefor or in any other manner.

The AMERICAN PEONY SOCIETY BULLETIN is the official Society publication. It is mailed postpaid quarterly to all members in good standing.

MEMBERSHIP

The By-Laws state: All reputable persons, professional or amateur, who are interested in the Peony, its propagation, culture, sale and development are eligible for membership. Dues are as follows:

Single Annual	\$ 7.50	Junior of member family	2.50
Single Triennial	20.00	Junior non-member family	3.50
Family Annual	10.00	Life	150.00
Family Triennial	27.50	Commercial membership	25.00

Family membership, any two related members in same household — One Bulletin.

Junior membership, any age through completion of High School — Separate Bulletin.

For those who wish to further support the Society, the following special memberships are available.

Contributing	\$ 25.00	Supporting	\$100.00
Sustaining	50.00	Patron	250.00



AMERICAN Peony Society Bulletin



June 1976 — No. 218

TABLE OF CONTENTS

TRIA Illustration — Joseph F. Kuczek	1
Officers and Directors	2
Table of Contents	3
From Your President — John Simkins	4
American Peony Society Convention, Ridgedale Center	5
Schedule of Events — Program — Reservations	6-7
Rules for Specimen Exhibits	7
Show Schedule	8-11
Artistic Schedule	12
Guide for Exhibition Judging	13-14
Mr. Clarence Lienau	15-17
Peony Culture	17
Peonies of the Red River Valley — Harold Thomforde	18
Peonies for Artistic Arrangements — Elva Hemphill	19
Artistic Designs	20
Select Peonies Now — W. G. Sindt	20-21
Dates of First Bloom for 200 varieties — Rev. Floyd J. Miller	22-24
A Review of Triennial Membership — C. Graham-Jones, England	24-26
Culture of Paeonia Callus — Prof. Martin M. Meyer	27-28
Peony Root Auction	29
Announcement — Check list published	29
The Peonies that Would Not Die — Mabel G. Harkness	30
The Mystery of the Seed — Submitted by Myron D. Bigger	31
Tree Peony Tips — Anthony J. DeBlasi	32
Our Bicentennial Year. Editorial — Darwin A. DeLong	33
100 Year Old Peonies	33
The Control and Eradication of Root Knot Nematode in Peonies — Don Hollingsworth	34-36
Tree Peony Topics — Louis Smirnow	37
Hardiness of Tree Peonies — John Simkins	38-40
Our Favorite Tree Peonies — Anthony J. DeBlasi	40-42
In Memoriam	43
The Peony Plant	43
A Fantasy — Submitted by Marvin C. Karrels	44
Midwest Peony Show — Chicago Horticultural Society & Botanic Garden	45
Advertisers	46-47-48



FROM YOUR PRESIDENT

The peonies have bloomed twice since I took office, and it is time for me to write my last President's Message.

It has been a pleasant two years as President, thanks to the many members whose work enriches the society. First among these is our Secretary-Treasurer and Editor, Greta, whose knowledge and love of the Society and its people is translated into concrete plans and endeavours that keep us growing.

There are the commercial firms and members whose contributions to the society and its auction has helped to keep our finances sound. The members who write the articles for the Bulletin and the beautiful coloured covers supplied by Charles Klehm and Son Nursery made it a source of knowledge and an object of beauty.

I am very excited about the work of Dr. Meyer on the tissue culture and embryo techniques for propagating peonies. Our thanks again to Roy Klehm for introducing him to the society. I hope many members will become interested in the techniques and that the Society will continue its support for this work.

Thanks also to the members who have written to me during my term. I will answer all letters eventually. Finally thanks to all the members who by their interest make it all worth while. I hope to meet many of you at our show this June 18, 19, and 20.

My task for the next year or so is to be guardian of the Tree Peony Check List. A starting list is being published this spring. My job will be to make additions. All tree peony growers can help by sending in lists of tree peonies they grow or know about that are not on the list. This along with the catalogue searching I will do, should soon bring the list right up to date. Accept my invitation to join in this necessary task.

John

THE AMERICAN PEONY SOCIETY NATIONAL CONVENTION

JUNE 18-19-20, 1976

*THE 73rd ANNUAL MEETING AND THE 71st ANNUAL
PEONY EXHIBITION*



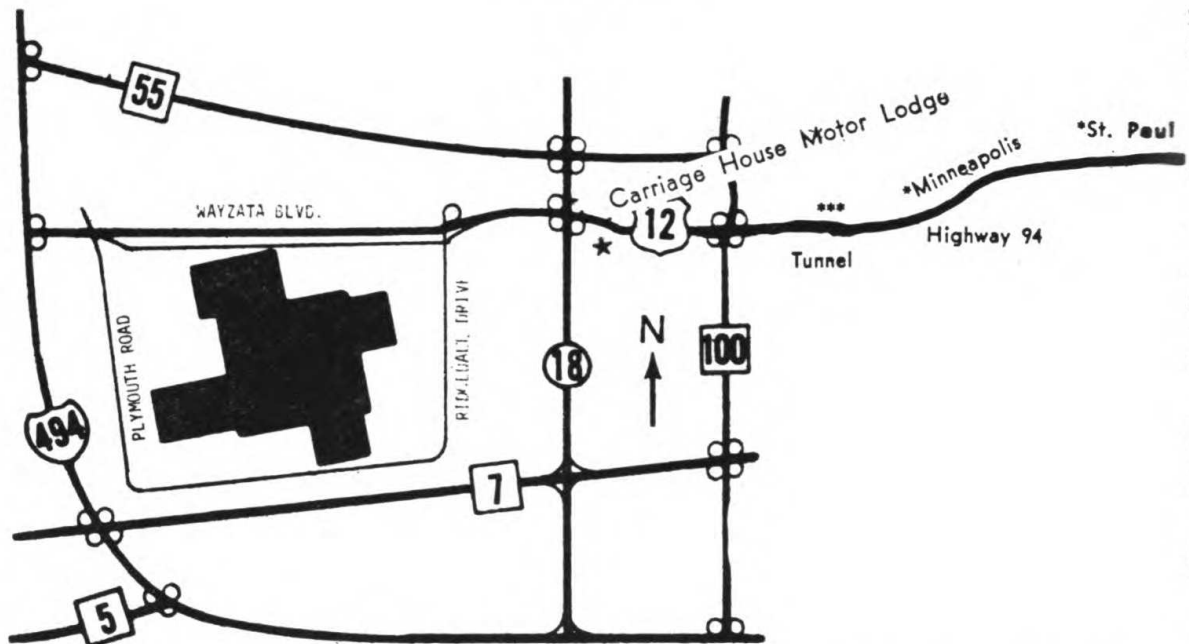
RIDGEDALE CENTER

12401 Wayzata Boulevard (Highway 12) Minnetonka, Minnesota.

RIDGEDALE CENTER — MINNETONKA, MINNESOTA

June 18, 19 and 20th, 1976

WELCOME



From all points east, highway 94 is continuous to downtown Minneapolis, at that point highway 94 and 12 merge, going through the tunnel. On leaving the tunnel follow highway 12 west, a direct route 8 miles to Ridgedale. When approaching the center, turn right on RIDGEDALE DRIVE TO ENTER THE CENTER.

North entrance (Donaldsons) CAT parking lot.

From the south, proceed on highway 100 to highway 12.

SCHEDULE OF EVENTS

Friday, June 18—Prepare for show. Community room, upper level.

Work area accessible at any time.

Flowers can be brought in, at any time through the night.

Guard on duty at the north entrance, loading dock, freight entrance. CAT parking lot.

8:00 P.M.—Board of Directors meeting. Community room.

Saturday, June 19—Exhibition open to the public.

5:30 A.M. - 11:30 A.M.—set up and enter exhibits.

Sears Country Inn Cafeteria, lower level, will be open at

6:00 A.M. Coffee, rolls, and/or donuts.

Registration desk in community room.

11:30 A.M.—1:30 P.M. Judging.

2:00 P.M.—Luncheon, Sears Country Inn Cafeteria.

(Special luncheon to be served. Wear name tags or show American Peony Society membership card.)

Pay when served. \$1.79 plus state tax.

3:30 P.M. - 5:00 P.M.—Program — Don Hollingsworth Community room.

All members are invited to attend.

**Embryo and Callus Culture In Vitro of Peony — Professor Martin Meyer,
University of Illinois**

Discussion of tree peony imports and the nomenclature

Demonstration, grafting of the tree peony.

Historical Cultivars.

Nematodes

Other topics under consideration.

7:30 P.M.—Banquet — Carriage House Motor Lodge. Banquet room.

Annual meeting — Peony Auction.

Non-members invited.

Sunday, June 20th

8:30 A.M. Board of Directors meeting. Community room. Station A.

5:00 P.M. Show closes to the public.

Advance reservation is urged. Fee will be \$7.50 per person. This includes registration, banquet, taxes, gratuities and incidentals.

Send reservations directly to Mrs. Clifford Stover, 7014 Fourth Ave. So., Minneapolis, Minnesota 55423.

MOTEL — RESERVATIONS EARLY

Make reservations directly with the motel. Special rates are given the American Peony Society. State membership, when registering.

Carriage House Motor Lodge, 8625 Wayzata Boulevard (Highway 12)

(612) 544-3601

Minneapolis, Minnesota 55426

Location: Two miles east of Ridgedale on Highway 12 — SEE MAP.

One double bed, one guest — \$16.00 Two double beds, two guests — \$20.00

Two guests — \$19.00 \$4.00 for each additional guest.

Other motels are available in the vicinity.

For further information call or write: Greta M. Kessenich, Secretary and show chairman. 250 Interlachen Road, Hopkins, Minn. 55343. Telephone (612) 938-4706.

Any member may be contacted at Ridgedale Friday evening (June 18th) and Saturday (June 19th) until noon, by calling number (612) 546-9978.

RULES FOR SPECIMEN EXHIBITS

1. All entries must be completed and in place by 11:30 A.M. on opening day.
2. All entries must have been grown by exhibitors.
3. Entry tags supplied by the Society must be filled out completely as to class, variety, and name and address of exhibitor. In addition, each variety must be identified with a small wood or plastic tag with the variety name legibly printed thereon. Entry tags may be obtained in advance from the secretary of the American Peony Society. The exhibitor or his agent shall be responsible for proper completion of the entry tags.
4. Stems should be approximately 14" long.
5. Exhibitors are limited to one entry each in classes 101, 102, 103, 104, 105, 106, 201, 301. Up to three entries are permitted in all other classes provided they are different varieties.
6. The show committee may combine or divide classes if the number of entries warrants it.
7. Correct varietal labeling is mandatory in the Open and the Amateur classes. It is recommended on the Novice classes, but no entry shall be disqualified for failure to identify.
8. Standard containers will be furnished by the show committee and must be in all classes.

9. The American Peony Society Handbook will govern bloom types and color.
10. Anemone type such as Gay Paree shall be shown as Japanese.
11. Awards need not be given to unworthy exhibits.
12. The decision of the judges is final.

DIVISION 1. Open to all Exhibitors.

- | | | |
|--------------|------------|---|
| Class | 101 | American Peony Society Medal
Twenty-five varieties, any type or color.
One bloom each in separate containers. |
| | 102 | American Peony Society Medal
Fifteen varieties, herbaceous only, any type or color
One bloom each in separate containers. |
| | 103 | American Peony Society Medal
Ten varieties, herbaceous hybrid only, any type or color
One bloom each in separate containers. |
| | 104 | American Peony Society Medal
Ten varieties, Tree peonies only, any type or color
One bloom each in separate containers. |
| | 105 | Five varieties, Japanese Type lactiflora only, any color
One bloom each in separate containers. |
| | 106 | Five varieties, single type lactiflora only any color
One bloom each in separate containers. |

Three Blooms, one variety lactiflora only, in one container.

- | | | | | |
|--------------|------------|-----------------------------------|------------|--------------------------------|
| Class | 110 | Double white | 117 | Semi-double red |
| | 111 | Double blush | 118 | Bomb any color |
| | 112 | Double light pink | 119 | Japanese white or blush |
| | 113 | Double dark pink | 120 | Japanese pink |
| | 114 | Double red | 121 | Japanese red |
| | 115 | Semi-double white or blush | 122 | Single white or blush |
| | 116 | Semi-double pink | 123 | Single pink |
| | | | 124 | Single red |

One Bloom Lactiflora Only

- | | | | | |
|--------------|------------|-----------------------------------|------------|--------------------------------|
| Class | 130 | Double white | 138 | Bomb white or blush |
| | 131 | Double blush | 139 | Bomb pink |
| | 132 | Double light pink | 140 | Bomb red |
| | 133 | Double dark pink | 141 | Japanese white or blush |
| | 134 | Double red | 142 | Japanese pink |
| | 135 | Semi-double white or blush | 143 | Japanese red |
| | 136 | Semi-double pink | 144 | Single white or blush |
| | 137 | Semi-double red | 145 | Single pink |
| | | | 146 | Single red |

Three blooms one variety Herbaceous Hybrids or Species in one container.

Class

- | | | | |
|-----|--|-----|-----------------------|
| 150 | Double or semi-double white, blush or yellow | | |
| 151 | Double or semi-double pink | 153 | Single yellow |
| 152 | Double or semi-double red | 154 | Single white or blush |
| | | 155 | Single pink |
| | | 156 | Single red |

One bloom Herbaceous Hybrid or Species.

Class

- | | |
|-----|--------------------------------------|
| 160 | Double or semi-double yellow |
| 161 | Double or semi-double white or blush |
| 162 | Double or semi-double pink |
| 163 | Double or semi-double red |
| 164 | Single yellow |
| 165 | Single white or blush |
| 166 | Single pink |
| 167 | Single red |

Three blooms, one variety, tree peonies only, in one container.

Class

- | | |
|-----|---|
| 170 | Japanese or Moutan white |
| 171 | Japanese or Moutan pink |
| 172 | Japanese or Mouton red |
| 173 | Japanese or Mouton violet |
| 174 | European or Lutea Hybrid white |
| 175 | European or Lutea Hybrid pink |
| 176 | European or Lutea Hybrid red |
| 177 | European or Lutea Hybrid yellow |
| 178 | European or Lutea Hybrid blend or bicolor |

One bloom tree peony only.

Class

- | | |
|-----|---|
| 180 | Japanese or Mouton white |
| 181 | Japanese or Mouton pink |
| 182 | Japanese or Mouton red |
| 183 | Japanese or Mouton violet |
| 184 | European or Lutea Hybrid white |
| 185 | European or Lutea Hybrid pink |
| 186 | European or Lutea Hybrid red |
| 187 | European or Lutea Hybrid yellow |
| 188 | European or Lutea Hybrid blend or bicolor |

DIVISION II AMATEUR: Open to exhibitors who raise peonies chiefly for pleasure, sell plants or cut flowers only casually, and do not grow more than 200 plants.

Class

- | | |
|-----|--|
| 201 | American Peony Society Medal.
Ten varieties, herbaceous only, any type or color
One bloom each in separate containers. |
|-----|--|

Three blooms, lactiflora only, unless otherwise stated, in one container.

Class	205	Double white or blush		
	206	Double pink	210	Japanese any color
	207	Double red	211	Single any color
	208	Semi-double any color	212	Hybrid any color
	209	Bomb any color	213	Tree any type or color

One bloom lactiflora unless stated otherwise.

Class	220	Double white
	221	Double blush
	222	Double light pink
	223	Double dark pink
	224	Double red
	225	Semi-double any color
	226	Bomb any color
	227	Japanese any color
	228	Single any color
	229	Hybrid any type or color
	230	Tree, any type or color

DIVISION III NOVICE: Open to all amateur gardeners who exhibit peonies only at local shows.

Class	301	American Peony Society Medal. Five varieties any type or color in separate containers.
--------------	------------	---

Three blooms one variety lactiflora, unless otherwise stated, in one container.

Class	305	Double any color		
	306	Semi-double, any color	308	Single, any color
	307	Japanese, any color	309	Hybrid, any color

One bloom lactiflora, unless otherwise stated.

Class	315	Double white or blush
	316	Double pink
	317	Double red
	318	Semi-double any color
	319	Bomb any color
	320	Japanese any color
	321	Single any color
	322	Hybrid any color
	323	Tree any color

DIVISION IV: Seedlings and New Varieties.

Class	401	Seedlings. Three blooms, one variety in one container, not currently introduced. Variety must have been divided at least once. Must be shown under name or seedling number.
--------------	------------	--

402 New Varieties:

Three blooms, one variety in one container. Limited to varieties named and registered with the American Peony Society and introduced no earlier than five years prior to show date.

Awards given in the two preceding classes may be Certificates of Merit or Honorable Mention at the discretion of the judges, but no ribbon awards. Varieties having won either award in previous competition may not be shown again in that class, except that varieties shown in class 401 may be shown again in class 402 regardless of awards.

403 Seedlings:

One bloom. This class is for display only.

No awards will be given and any seedling entered in class 401 is ineligible.

DIVISION V: Special Entries.

Class 501 Commercial Exhibit.

Collection by commercial grower of 25 to 50 varieties in separate containers. A placard approximately 9"x14" may be furnished by the exhibitor to identify his display.

502 Visitor from greatest distance.

Five different varieties any type. Mileage verified on entry tag.

503 Multiple bloom.

Single stalk not disbudded. Must show at least three open blooms.

Court of Honor. All blooms in Divisions I, II and III eligible.

Best Double	white blush light pink dark pink red	Single	white pink red
Semi-Double	white pink red	Hybrid	yellow, white or blush
Bomb	white pink red	Tree	white pink red yellow
Japanese	white pink red		violet, blend, . bicolor

Also best bloom from Division II and Division III

All blooms in Court of Honor to receive Rosettes printed COURT OF HONOR.

Best Double, semi-double, Japanese, single, Hybrid and tree to receive larger rosettes.

Division II printed: **BEST AMATEUR**; Division III printed: **BEST NOVICE**.

Best in show purple Rosette printed: **"GRAND CHAMPION."**

ARTISTIC THEME NOTABLE EVENTS

1776 - 1976

- A. 1776 Washington's Crossing of the Delaware
- B. 1848 Discovery of Gold in California
- C. 1854 The Opening of Japan by Commodore Perry
- D. 1871 Chicago Fire
- E. 1903 First Plane Flight
- F. 1945 The Atomic Bomb
- G. 1969 Man on the Moon
- H. 1976 Joy! We live!

ARTISTIC DIVISION RULES

1. Each exhibitor is limited to one entry per class.
2. All artistic work must be the origination of the exhibitor.
3. Peonies must be the dominant flower. Entries may include any type of plant material except artificial.
4. Peonies need not be grown by exhibitor and some will be available from the committee.
5. Mats, bases, accessories, and backgrounds may be used in all classes. If a background is used, the exhibitor must provide means of support.
6. Exhibitors are requested to register entries so space may be provided for each arrangement. Register with one of the following by 10 a.m., Friday, June 18.

Georgine Edblom
6917 45th Ave. N.
Minneapolis, MN 55428
Telephone 612 - 533-5114

Charlotte Sindt
14252 Fifteenth St. S.
Afton, MN 55001
Telephone 612 - 436-7901

7. Entries may be placed from 8 p.m., Friday, June 18, to 10:30 a.m., Saturday, June 19.
8. While the show management will exercise due caution in safeguarding exhibits, it cannot assume responsibility for injury or loss.
9. Exhibitors are requested to claim their property immediately after the close of the show at 5 p.m., on Sunday, June 20.
10. Judging will be done by qualified artistic judges. Their decision will be final.

— 12 —

GUIDE FOR EXHIBITION JUDGING

Scale of Points for Exhibition Peonies

	Lactiflora	Hybrid	Tree	Collection
Form	40	35	25	30
Color	20	25	25	20
Texture	10	10	15	10
Stem and Foliage	5	10	15	10
Condition and Grooming	15	15	15	10
Size	10	5	5	5
Distinction	—	—	—	15

FORM — Perfection of form is a most important consideration in the judging of exhibition peonies. Good form in any type of peony consists of the petals being uniformly and symmetrically arranged. The guard petals should be uniform in shape and length and firmly support the inner petals. On singles or Japanese type, outer petals should form a cupped pattern. Stamens on singles and staminodes on Japanese should be firmly held to make a compact center. In the doubles, the true rose type wherein the petals are of uniform length symmetrically arranged with the edges recurved holding a fine rose bud center, is the most perfect form. The bomb type and crown or conical types are subdivisions of the double, and when in good condition and form can go to the top.

Poor form is any relaxation or drooping which takes away from perfection of form. Guard petals drooping, stamens and staminodes not firmly held, or tufting in the Japanese type should be faulted as not good form. On singles and Japanese type the outer petals should not be incurved so much as to obscure the center (generally an immature bloom). Notching and uneven length or size of the guards or outer petals is not desirable.

COLOR — In judging peonies, there is no one best color. Red is not better than white, nor is white better than pink, per se. The color should be clear, clean and fresh. It is probably easier to evaluate color by enumerating color faults. The magenta tones in the pinks, muddy, cloudy tones in the reds or washed out appearance of some of the near whites. Some varieties that have good color are Mrs. Livingston Farrand and Walter Faxon in deeper pinks; Mrs. F. D. Roosevelt in the light pink; Marilla Beauty, Moonstone, and Solange in the blush class; Corina, Red Charm, or Red Red Rose in the reds. When a bloom has more than one color (as in Japanese type), the colors should be harmonious. Flecking of color and shading of color must be considered as to whether it adds or detracts from the overall color. Artificial lights have a tendency to make some of the pinks and reds seem especially muddy, and care should be taken to recognize this if it occurs.

TEXTURE — Texture is the surface quality of the petals. Silken sheen characterizes good texture, but additional charm and interest may be provided by velvety, suede-like or satiny petals. The petals may be thin and delicate; but, if the exhibitor can show the specimen without loss of form or condition, it should be judged without prejudice. Poor sheen, lack of sparkle or glow and coarseness are faults.

STEM AND FOLIAGE — The stem should be straight and of sufficient strength to support the bloom in the exhibition container. Since most peonies cut for exhibition must be refrigerated and stored for some time, the foliage is not of major consideration. Leaving the foliage on reduces the length of time the bloom can be stored and reduces its quality. Also, in bagging the foliage is easily damaged. Any leaves left on should not show damage either physical or from insects or disease.

CONDITION AND GROOMING — The specimen should be fully mature and at peak condition. Generally any faults in condition also adversely affect form. Fallen pollen is an indication that the bloom is past prime. Grooming is the manner in which the bloom is presented by the exhibitor. It should be set up to show off the best advantage possible using props in the container if necessary. Any torn or bruised petals should be considered careless handling by the exhibitor. Dust or spray residue are considered faults in grooming by the exhibitor. Actual presence of insects, with or without damage, is a fault. Failure to disbud, indications of too recent disbudding, or leaving stubs where side buds have been removed should be considered as faults.

SIZE — Size is impressive, and as exhibition peonies are shown to impress, the importance of size is self evident. However, size in itself is meaningless if it is attained at the sacrifice of good form. To receive full credit for size, the bloom should be above average without becoming coarse.

DISTINCTION — This is for collections only and refers to a broad range of types and colors. A collection of peonies should contain the various types such as doubles, singles, Japanese, hybrids with as wide a color range in each type as possible. Where a collection is limited to one type, such as single, there should be a wide color range from white through red. A collection which is predominantly one color should be severely faulted. The purpose of a collection is to show off the wide range of variations in color and form that are available.

MR. CLARENCE LIENAU

HE KNOWS, HE GROWS, HE SHOWS . . . THE PEONY

"Our shadow selves, our influence may fall, where we, ourselves can never be."

In 1942 Mr. Brand of Brands Peony Farms, Faribault, Minnesota, mailed one of his peony manuals to Mr. Clarence Lienau, in Detroit Michigan. It contained a story of the various kinds of peonies, how to grow them and the description of these beautiful flowers. The story was so interesting to Mr. Lienau that it created a desire to see the peony growing and blooming in the fields and to also see the Brand Peony Farms.

It was June. He took the train to Faribault, Minnesota. The sight of seeing fields of peony blooms at Brands will never be forgotten. The Annual Minnesota peony show was on, at the Northwestern National Bank, in Minneapolis, a distance of 45 miles from Faribault. This was his introduction as to how peonies were displayed for exhibition. All this captured his heart, his imagination and he knew that this peony would forever be his flower. Nothing could be more beautiful that he could grow and enjoy. He met many peony enthusiasts and the unforgettable and lovable Mr. George Peyton.



Lilac hedge. Mr. Lienau and a field of his peonies.

At this time, Mr. Lienau purchased 250 lilac plants for a hedge, so it could be used as a windbreak for his peonies that he was to grow, also, 100 divisions of **Mary Brand** were ordered. He has been growing peonies from that day on, beautiful, healthy specimens with a pride he extols to all that listen.

One of his most breathtaking sights was a row of 100 **Red Charms**, four years old and each plant had 15-20 blooms. It was seven o'clock in the morning, the sun was casting its bright rays on the peonies and every flower seemed to radiate its brilliance. The early morning dew added to this beauty, for the small drops of moisture seemed as jewels, reflecting the deep red of the flower.

It was an entrancing sight, spellbinding, the beauty will al-

ways remain so vivid in his mind. He considers this flower the finest hybrid in existence today.

One of his secrets in growing prize peonies is the soil. He talks of the virtues of the correct kind of soil, when he talks of peonies. The two go together, the soil reflects the size of bloom, the color, the health, the vigor and success in growing peonies. He has been known to refuse to sell his roots to those that have such poor soil, explaining that it must be replaced before a successful planting could be enjoyed.

A peony root to him is not just an ordinary division but a potential to give forth a beautiful flower. It is a source that embodies a revelation that has been entrusted to us to plant and enjoy its grandeur in this earthly garden.

During a time when he suffered an accident and was unable to be in his fields, he did not permit any plant to be dug or any division to be cut, as a particular plant or variety might be ruined. His customers waited for his recovery and the following year, all orders were filled.



Mr. Lienau disbudding peonies.

Mr. Lienau exhibited his flowers for the first time in 1951 and has continued every year to show specimens that are ribbon winners. The writer does not know how many blues, red or white ribbons he has received. Just too many to count. He has blooms continually on the COURT OF HONOR, with rosettes of every color which represents the best in color classes. It is said that he has more blue ribbons than any one person in the society.

He has won the GRAND CHAMPION of the show many times, receiving awards of various medals, bowls, cups, trays and other prizes that were given by the Society. The silver medal was won by him, in Hamburg, Germany in 1963. He had sent roots of twenty-five varieties to the Hamburg Gardens in April, 1961, to be grown for the International World Wide Horticultural Exhibition.

The highest award of the American Peony Society was presented to him at the 1975 National Convention. A medal bearing

the official design, cast in beautiful antique bronze, with the inscription:

Clarence O. Lienau
Master Showman-Supreme Grower
True friend to all — Mr. Peony.

All through the years Mr. Lienau has been an ardent supporter of the Society, in gifts, peony roots, and contributions. He was instrumental in introducing the peony root auction, which has become a tradition and looked forward to, as a pleasurable and profitable part of the program at the National Meetings. He has been President of the American Peony Society, served on the Board of Directors for many years and continues on in this capacity.

He is an avid sportsman in hunting and fishing. Whenever he goes on these trips, he is certain that it is not too far from some grower of peonies, so that he can visit both the grower and his planting. We know that sometimes visitations of peony fields and plantings have been seen with strong flashlights, in the late hours of the night.

In the fall, after all peony work is done, both he and his charming wife Tillie take their vacation. They have enjoyed a trip around the world. (He visited peony plantings). On a recent trip to Alaska, he located peonies and the grower. This early spring, a Caribbean Cruise, he will locate peonies somewhere!

Little has been said of Tillie, but she is so artistic, in her own right, a florist designer of great talent. She assists in every exhibition, in the grooming and setting up the flowers for display. She works with the flowers that are grown in their yard, Spuria Iris that produce hundreds of blossoms annually and are sold to florists.

This is but a short regime of Mr. Clarence Lienau. One of the Peony Greats in the Society. He is known as Detroit's "King of the Peonies" and the American Peony Society's "Mr. Peony."

* * * * *

Peonies need a great deal of water from the time they come up until the blooms open, and again when they are making their eyes for next year's growth. Nature usually supplies enough for their wants. If the season is dry and the plants begin to wilt, from lack of moisture, it is wise to give them a thorough soaking. Enough water should be given to wet the ground down to the bottom of the roots. Repeat when the soil becomes dry.

* * * * *

Keep all fertilizer away from the crowns of the plants. There are no feeding roots there. Spread it over the area where the roots grow, from six to eighteen inches from the crown and thoroughly incorporate it with the soil. Use it with discretion.

PEONIES OF THE RED RIVER VALLEY

By Harold Thomforde, Crookston, Mn.

When one lives in the Northern section of the United States, as we in the Red River Valley of Minnesota and North Dakota, there are definite limitations on varieties of flowers grown. Due to the low winter temperatures, many varieties of perennial flowers will not thrive, while some of them will grow but not as well as in other regions of the United States. However, there are varieties of plants that excel in this temperature and will grow as good or even better than in other places.

One of these is the lovely peony. I have seen them in many other sections and in comparison they are not any better than in this area.

Why should this be? Due to its heritage, the peony likes to go completely dormant in the winter and stay in that condition for a few months. One of the things we can depend upon is that we will get the weather which will completely dormantize the roots.

Peonies are a tough lot and the losses we suffer over winter are small. I could also say, to lose a plant over winter is unusual. Those we do lose I think we can often trace back to the fact that the plant did not go into the winter in a good healthy condition.

How do I plant my roots? Just like you do in the warmer climates. The first year after planting I mound soil over the top of the plant at a depth of 3-4 inches. Later on when the ground is well frozen I cover the mound with a good covering of leaves I have kept dry. We usually have a good snow covering and snow is a good insulating blanket. The first year after planting I do not cover my plants, letting the snow cover take care of that.

I fertilize my peonies every year, using a fertilizer with a 1-2-1 ration, such as a 5-10-5. Our soil in this area is more deficient in phosphorus than any other chemical. I use about $\frac{3}{4}$ cup for each plant and usually spray one time to eliminate ants. I have found that a large number of ants can be harmful to some of the flower petals in the bud, especially if the temperatures are hot and we have wind.

What is my favorite variety? That is a hard question to answer for anyone that loves the peony as I do. If I could only have one variety that might well be **Red Charm**. It is so good, so perfect year after year.

Then I look at some of the other oldies and they are great, as **Elsa Sass**. I had it the year after introduction and after all these years, would not part with it. **LeCygne**, another old variety and in the years that it comes good what can beat it?

Then a few of the other older whites I will continue to grow are: **Alesia**, **Ann Cousins** and **Kelway's Glorious**. Of the older pinks

that are favorites in my garden are: **Mrs. F. D. Roosevelt, Franklins Pride, Loren Franklin, Myrtle Gentry and Martha Bullock.**

For years, I have felt that **Autens Pride** is one of the better pinks and has not received due credit.

In the older reds, I like **Kansas, Philippe Rivoire, Dr. Crenshaw, Judy Becker and Noel.**

In the newer whites, **Mother's Choice** has been a long time favorite. Almost every year, I get excellent flowers from this variety. I would not want to be without the plants of **Peace and Jacob Styer. Amelia Olson** is one of the most pure snow white flowers in existence. Well worth growing.

Moonstone has been a long time favorite. There were a lot of things that the introducer, Murawska and I did not agree upon, but **Moonstone** was not one of them. If properly covered before the flower opens, how do you beat this color. **Princess Margaret** just has to be one of the greats, and while I am aware of all of its faults, **Mrs. Livingston Farrand** will always have a spot in my planting. I like and have most of Eddie Lins varieties such as **Doloradel, Ensign Moriorty Mandaleen and Paul Bunyan.** The Lins varieties have always done well for me. In the newer reds I have liked **Douglas Brand** as it bloomed on the original plant at Brands. I now have two plants of my own and we look forward to this spring when they bloom (2nd year). If they are good as they were at Brands then this has to be close to the best red. **Paul Wild** is truly a great one and those of the Klehm varieties such as **Jay Cee, Vivid Rose** and a few others look good, also.

PEONIES FOR ARTISTIC ARRANGEMENTS

By Elva Hemphill, Springfield, Missouri

Through the years that I have worked with the spring Federated Garden Clubs shows, we observe that the small flowering peony is not as plentiful or it is being neglected as a favorite perennial flower in artistic arrangements.

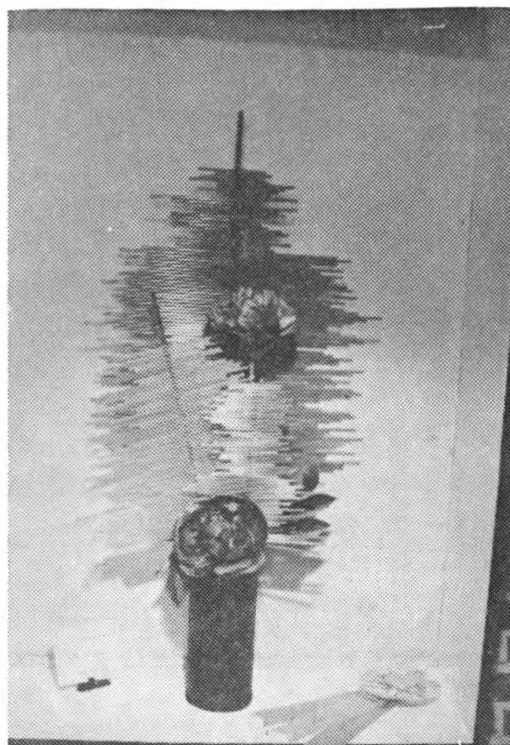

When we are fortunate enough to visit the Gilbert H. Wild and Son peony display, in Sarcoxie, Missouri, there we see the true beauty of the peony flowers. They are arranged with flowering shrubs or **Bells of Ireland**, displayed in the correct and ideal type containers.

In my collecting of peonies for varieties to be used in flower arranging, I have found only a few small flowering peonies that are suitable for the artistic.

The varieties that I especially like are: **White Sands (Wilds 1969), Rosy Rim (Franklin), John Howard Wigell (Wigell 1942),**

Walter Faxton (Richardson 1904), **Santa Fe** (Auten 1937), **Rosedale** (Auten 1936). Many of the single peonies can be used for a particular design. A list of peony varieties appropriate for arranging, sent to the Bulletin would be of benefit to all of us.

This year I will experiment with the drying of the peony bloom, for dried arrangements, using the same method as drying the giant marigold. Cut the stem 12-15 inches and put in a vase with 5 inches of water for three days. Then drain all the water from the flower stems, set in a cool dark location, shape the bloom, petals and foliage as it dries. In four weeks the flowers will be ready to pack and store dry. Use for arrangements anytime. The giant marigold retains its color and hopefully the peony will also retain its color.



ARTISTIC DESIGNS

Mrs. Richard Beal

Invitational

Mansfield, Ohio

SELECT PEONIES NOW

By W. G. Sindt, Afton, Minnesota

Select the peonies you want to grow in future years now. This article will reach most of you during blooming season or just before. The time to select is when the plants can be seen in bloom, so plan now to visit gardens, growers and shows to make those selections.

Perhaps before you start selecting and buying, a decision should be made as to the primary purpose for which the plants are to be grown. If it is for landscape, then it is very important to consider the appearance of the plant without flowers. Are the leaves attractive in color, form and texture, and do they cover the stems all the way to the ground? Naked stems with leaves starting well above ground level do not make an especially attractive shrub in July, August and September, and the plant will be just as much in evidence then as when it is covered with blooms. Actually for landscape design work the flower is somewhat subordinate to the shrub because the flower is there for two weeks but the plant is there for four or more months. So look carefully at the plant.

The requirements for exhibition purposes are quite different. Here the only factor considered is the bloom. Does it develop sufficient size with desired form to become a grand champion? Of course, of all the thousands of blooms that are entered in shows, only a very few reach the top. But the potential must be there. To select this type attend shows and look over the top award winners. Again it is surprising how few varieties have become grand champions and how often some varieties are always in contention. Also talk to the top showmen and get their help in selecting for winners.

A third major use for peonies is as a decorative flower in the home or at shows. For this use again the bloom becomes of prime importance but color, form and generally smaller size are the requisites. Singles, Japs and the smaller doubles are well suited for design work. The color of the hybrids gives life and vibrancy to the show arrangement or for peonies used in the home. These peonies again may be selected at a show but consideration should be given to some of those that are not top prize winners. Here will be some of the smaller varieties that are so desirable for this purpose.

A peony specialist can be of great help in selecting varieties for any of the types of use I have suggested. The specialist to whom I refer may be either an amateur fancier or a commercial grower, but he should be growing or familiar with over a hundred varieties. No one grower will have all varieties, but each one has many good ones. But do buy your plants from a specialist! The cost will be \$5.00 per division more or less. Some may be obtainable for \$2 or \$3 and others will go as high as \$50 or \$100. Those packaged by color and sold for 69¢ or \$1.39 are worth about that much. They are unnamed and generally of inferior quality. Buy from a reputable dealer by variety and keep a record of what varieties you have. Peonies last a lifetime so choose carefully.

DATES OF FIRST BLOOM FOR 200 VARIETIES

Rev. Floyd J. Miller, Box 230, Fergus Falls, Minnesota

Typical dates for the appearance of the first bloom for these peonies observed during the years 1963 to 1975, inclusive. Observations made at Fergus Falls, Minnesota, located 46° 30' North Latitude and 96° West Longitude at altitude of 1182 feet. Fergus Falls is located about 140 miles west and 80 miles north of the Twin Cities of Minneapolis-St. Paul in Minnesota.

Meaning of capital letters following the name of the variety—
 H = Hybrid D = Double S = Single J = Jap SD =
 Semi-Double Wh = White Pk = Pink R = Red L =
 Light M = Medium D = Dark

There is a great variation in the dates of first bloom for a variety. Consider the variety A B C Nicholls.

Earliest date of first bloom is June 13. Latest date is June 28. Here is a difference of 15 days. The mean date would be June 20. But there are more dates of first bloom between June 20 and June 28 than there are between June 13 and June 20. Considering the distribution of these dates, June 22 seems to be a typical date.

There is a subjective element involved here, but there is objective date to support the final determination of the typical date.

May 27	Tenuifolia Fl-pl	13	Buckeye Belle H Coralie H Flame H Helen Mathews H Laura Magnusson H Lovely Rose H Ludovica H Mons Jules Elie DMPk Richard Carvel DR
June 5	Reliance H	14	Alexander Woolcott H Angelo Cobb Freeborn H Ave Maria SDB1 Festiva Maxima DWh Flanders Fields SR Fortune Teller SR Kansas DR Kewanee SR Margaret Lough DB1 Mary Brand DR Miss America SDWh Mons Martin Cahuzac SDR
6	Pageant H		
8	Bright Knight H		
9	Bravura H		
10	Cardinal's Robe H		
11	Burma Ruby H		
12	Helen SLPk		

	Sea Shell SLPk	Loren Franklin DDPk
	Westhill DDPk	Mary Auten DBI
June 15	Angelus SPk	Mrs. Wilder Bancroft JR
	Annisquam DLPk	Neon JPk
	Chippewa SDR	Philippe Rivoire DR
	David Harum DR	June 18 A G Perry SDBI
	Diana Parks H	Edulis Superba DLPk
	Elizabeth Huntington SDWh	Edward Flynn DR
	Georgiana Shaylor DLPk	Ethel Mars DWh
	Ida Mellinger DR	Exquisite SWh
	Imperial Red SR	Florence Nicholls DWh
	King Midas DR	Irving Flint DLPk
	Laura Dessert SDWh	Krinkled White SWh
	Longfellow DR	Laura Treman DBI
	Matilda Lewis DR	Le Cygne DWh
	Mrs. Bryce Fontaine DR	Mildred May SDWh
	President Lincoln SR	Moonstone DBI
	Red Goddess SDR	Mother's Choice DWh
	Tempest SDR	Sky Pilot JPk
	White Perfection SWh	Tourangelle DBI
16	Auten's Red H	Vanity JLPk
	Dr. J. H. Neeley DWh	19 Break O Day JPk
	Frankie Curtis DWh	Cornelia Shaylor DLPk
	Gardenia DBI	Deanna JWWh
	Irwin Altman DR	Doreen JMPk
	Kelway's Glorious DWh	Florence Bruss SR
	La Lorraine DBI	Hari-ai-nin JR
	Mme Jules Dessert DBI	LaPinja JPk
	Nippon Gold JPk	Midnight Sun JR
	Prairie Moon H	Minuet DBI
	Rebecca Wright SWh	Mrs. Harry F Little DBI
	Ruth Elizabeth DR	Nancy Nora DLPk
	Toro-No-Maki JWWh	Nippon Beauty JR
	Vera SR	Old Lace DWh
	White Wings SWh	Sir John Franklin DR
17	Carrara JWWh	Snow Wheel JWWh
	Dawn Pink SPk	Yellow King JPk
	Ellen Foster DMPk	20 Alice Harding DBI
	Felix Crousse DR	Baroness Schroeder DBI
	Hermoine DMPk	Battle Flag JR
	Judge Snook DWh	Blanche King DDPk
	Kathalo JPk	Edwin C Bills DR
	Le Jour SWh	Elsa Sass DWh

- Fairbanks JWh
 Florence Ellis DBI
 Flower Girl DBI
 Fuyajo JR
 Grace Gedge DBI
 Hansina Brand DLPk
 Kate Barry JPk
 Largo JLPk
 Lottie Dawson Rae
 DLPk
 Lotus Queen JWh
 Mandaleen DLPk
 Mme Emile Debatne
 DMPk
 Mother's Day DWh
 Mrs Edward Harding
 DWh
 Mrs Livingston
 Farrand DMPk
 Rose Valley JPk
 Sagamore JMPk
 Soshi JR
 The Admiral DWh
 Thura Hires DWh
 Valencia DR
 Victory DWh
 June 21 Armance Dessert DLPk
 Avalanche DWh
 Blush DBI
 Doris Cooper DLPk
 Dorothy J DBI
 Ella Lewis DLPk
 Felix Supreme DR
 Florence Bacbeth DBI
 Grace Bateson DMPk
 Harry F. Little DWh
 Jeannot DLPk
 Mikado JR
 Miss Dainty DWh
 Nick Shaylor DBI
 Nippon Splendor JR
 Plainsman JWh
 Polar Star JWh
 R A Napier DBI
 Siloam DWh
 To Kalon DWh
 22 A B C Nicholls DWh
 Charm JR
 Franklin's Pride DDPk
 Jacob Styer DWh
 James Pillow DLPk
 Mrs A M Brand DWh
 Mrs W L Gumm DLPk
 Rare Etching DWh
 23 Ann Cousins DWh
 Auten's Pride DLPk
 Coral Isle SDPk
 Dolorodell DMPk
 Evening Star DWh
 Hans P Sass DBI
 Mattie Lafuze DBI
 Moon of Nippon JWh
 Nancy Gedge DDPk
 Nancy Nicholls DWh
 Nippon Brilliant JR
 Rapture DWh
 Shaylor's Sunburst
 JWh
 Sword Dance JR
 24 Alesia DWh
 Duluth DWh
 Plymouth DWh
 Ramona Lins DWh
 Sensation DLPk
 25 A B Franklin DBI
 Mrs Frank Beach DWh

A REVIEW OF TRIENNIAL MEMBERSHIP

C-Graham-Jones. 'Redgarth' The Piece

Churchdown, Gloucester, England

In late 1975, I completed three years as an American Peony Society member and have been greatly impressed by the service supplied, but to go back to 1972 before I joined. I have been an

amateur flower grower for many years, concentrating on the Tuberous Begonia as a hybridist and lecturer.

I realized that although my many audiences enjoyed the slides and the talk, I was getting a bit tired of repeating the same old thing. To break the monotony, an alternative lecture must be acquired. I looked through my notes and slides for a new subject and came across a transparency which was taken in early 1971 in the Arboretum of Yeners Helliars Nursery at Winchester. This was a slide of a tree peony in full bloom. It was identified, "Tree Peony, Rocks White." This shrub interested me and before leaving, I tried to purchase a root, but unfortunately no stock was available. Later, I found that no propagation of this subject was carried out and the stock they held was imports from Japan.

My next step was to try to purchase a copy of "The Study of the Genus Paeonia" by Frederick Stern. I wrote the Royal Horticultural Society to see if one could be obtained, but was informed that it was out of print and a copy would cost about forty pounds, with a suggestion I contact the local librarian. The advice was accepted. Our local library, which is in a small Chapel does not keep many specialist books, but I was advised they would try to get a copy for me. A lapse of ten days occurred when I was informed it had arrived. I went down after tea, on a cold dark night and requested the book. I was informed it had been obtained from Exeter Library in Devon and they had put a condition on the book, describing it as rare, so it could not leave the library. This was a blow, as I had hoped to sit in front of my own fire and thoroughly digest this authoritative work on the subject; however the library staff finally decided that I could use their rest room, until I had finished it.

This was my first introduction to the peony family. It took about six weeks of two one-hour periods per week. I made many notes and leaf line drawings which I still possess. This to me, when proficient should be a help to identification.

When the spring of 1972 came, I made many visits to garden nurseries and met Machael Haworth-Booth at his home in Sussex but alas, he had finished with tree peonies and I gained the impression that interest on the subject was waning.

I wrote to the Royal Horticultural Society and received some reprints of early articles and also the address of the Secretary of the American Peony Society which resulted in a membership.

With the Stern masterpiece still in mind, I decided to go down to Worthing to see the garden in May. The weather was a little cold to visit a sea side resort but my meeting with the head gardener, Mr. Banindale more than compensated for this. When we found that we both were "Northerners" i.e., both born in the north of England, friendship was assured. I took many photographs and

recorded as many names as possible during my conducted tour of the garden. The two days spent were well worth it.

The garden in a chalk pit as it is known, is quite fascinating, containing many rare shrubs, many of the original as found by the plant hunters, and of course many fine peonies, herbaceous, species and tree. I have made many visits since that first one and can only admire this glorious garden made in such an unusual site.

Friendship between myself and the head gardener have grown and I found out last year that he is an expert with the hardy alpine cyclamen. We collected many seed from the tree peonies in August 1974. I am now obtaining results with the coloured leaves pushing through the seed pans. My last year visit was a bonanza for species seed, returning with about 800 and have distributed many to the U.S.A. and France. So much for Highdown.

I have also made many contacts in the U.S.A., Canada, and France, and can only admire the excellent service supplied by our Secretary. These contacts have supplied many seeds from Chris Laning, Roy Pherson, John Simkins and roots from Louis Smirnow. Warren Shwayder, Mon. A. Cauldron, to aacknowledge a few. Also copies of out-of-print documents, articles etc., and letters too many to mention. The flow of information is still received, also I should mention the Society Bulletin and Paeonia, which have all helped to create the great interest I now have.

I have had the opportunity to speak to our President John Simkins during his visit to this country, on the telephone and in 1975 met the first member when Mr. and Mrs. Warren M. Shwayder came to Churchdown to spend the evening with my wife and self, sitting on the lawn in glorious weather discussing many horticulture problems. This position I hope will continue, and I would only be too pleased to meet any member who finds themselves this side of the Atlantic. (Telephone Churchdown 712277). I mentioned at the beginning my reaason for joining and now have my lecture completed, having been out to local societies, spreading the gospel and find my audience in all cases, take great interest and admire the excellent slides, many which were purchased through the Society and not previously seen in this country.

My first triennial membership, as you will see from above has opened a new world for me through the peony, and I am looking forward to my second three years to maintain the same momentum of interest I have received in the past. This I am sure it will.

* * * * *

Joe's Bulletin, America's oldest flower garden magazine. Resourceful, unequalled ad section. Buy, sell direct—save. Sample, 13 cents postage. Write IAMOCO, Box 144, Lamoni, Iowa 50140.

CULTURE OF *PAEONIA* CALLUS BY TISSUE CULTURE TECHNIQUES

by *Martin M. Meyer, Jr.*

University of Illinois at Urbana-Champaign



*Prof. Martin Meyer
University of Illinois
at Urbana-Champaign*

A better sounding title for this article would be the propagation of *Paeonia* by tissue culture. Unfortunately, the results of my work so far do not allow this title to be used. However, the production of callus appears fairly straightforward and I feel callus tissue will eventually lead to the production of plantlets.

I thought asexual production of plants by tissue culture from peony root tissue should be quite easy, and I have observed and been informed by several members of the society that peony roots of certain cultivars (varieties) often form adventitious buds. Peony propagation would be a simple matter of sectioning the root and placing it on a defined tissue culture medium with the appropriate hormone to develop adventitious buds. I tried this several times on the herbaceous varieties **Bank of Illinois** and **Buckeye Belle** which were supposed to form adventitious buds. What I rediscovered was the considerable pitfalls in the steps in science between theory and practice.

The roots are very difficult to get in a sterile condition for the tissue culture techniques. However, after peeling a bushel of roots and using a gallon of chlorox, I obtained a number of sections in an apparently sterile condition. The sections did not become covered with bacteria or fungi when placed on the sterile medium. However, the sections did not proliferate rapidly to form buds, either. The sections enlarged slightly and turned a rich chocolate brown and even the medium turned brown underneath the sections. New sterile sections were soaked for several hours in a citric and ascorbic acid solution to prevent browning and ascorbic acid was added to the culture medium with no avail. Finally a few sections from the bushel of roots grudgingly formed a small amount of callus or unorganized cell growth. This callus has continued to grow and been transferred regularly for two years, but so far there is no

bud activity and only very slow growth of the callus. I have also tried the eyes of the herbaceous peony. The eyes are underground structures and are difficult to sterilize. They produce callus slowly, but far more rapidly than root slices. Tissue pieces excised from the spring emerging flower was easiest to cause callus formation.

The flower tissue is above ground and is more easily sterilized than any tissue found underground. The only problem with callus production using the flower as an explant is the short time of availability of material. However, the ease of sterilization and callus production makes flower tissue the only logical choice, and I will describe production of peony callus using this tissue. The flower buds and stems are excised when the bud is $\frac{1}{4}$ to $\frac{5}{8}$ inch in diameter. These structures are easily sterilized by removing the loose leaves, bracts and sepals and immersing the flower bud and stem in 10% chlorox for 20 minutes. The flower buds are then separated from stem portion under sterile condition (see this Bulletin 216: 30-31). The flower buds are cut into four to eight pie-shaped wedges and the stem portion is cut into $\frac{1}{8}$ - $\frac{1}{16}$ inch disc-like sections. These flower wedges and stem sections are then placed on a modified M.S. high salt medium.¹ The stem sections are inverted before placing on the medium.

The hormone concentration of the medium is important for the maximum proliferation of callus tissue. The auxin, naphthalene-acetic acid (NAA), at 0.5, 2.5 and 10 milligrams per liter (mg/l) and the cytokinin, kinetin, at 0.1, 0.5 and 2.5 mg/l were tested in all possible combinations, a total of nine treatments. The best callus proliferation occurred at the 2.5 and 10 mg/l rate of NAA in combination with kinetin at 2.5 mg/l. The flower and stem tissue sections are started in a darkened cabinet at 80°F and produce masses of callus in two months. The callus is then transferred to a fresh medium where it continues to grow. If the callus is transferred to the light, it will continue to proliferate and will turn green in some instances. The callus should be moved to a new tube whenever the medium becomes discolored or dehydrated. I normally raise the callus in a one-inch diameter test tube and transfer when the callus nearly fills the tube. The callus is cut into three to four pieces every two to three months and transferred. Callus cultures have been successfully started from the herbaceous peonies **Emma Klehm** and **Rose Dale** and the tree peonies **Black Pirate** and **High Noon** using this technique. The results with the **Emma Klehm** variety look encouraging as some of this callus has initiated roots.

¹ See this Bulletin 216:29. Chemicals in milligrams per liter NH₄NO₃-1650, KNO₃-1900, CaCl₂·2H₂O-440, MgSO₄·7H₂O-370, KH₂PO₄-300*, Inositol-100, Adenine sulfate-160*, Nicotinic Acid-5*, Pyridoxine-1* Thiamine HCl-0.5*, Chemicals in grams per liter. Casein hydrolysate-0.5*, Malt extract 0.5*, Sucrose-30*, Agar-6*. *modification of original listed.

This is the last of the series of articles on *in vitro* culture of **Paeonia**. I would hope to have a follow-up article on the asexual propagation of peonies by tissue culture techniques. Considerably more work is going to be required for success in this area. The peonies, even the herbaceous ones, are somewhat comparable to woody plants as to dormancies, buds and other features. Woody plants with a few notable exceptions are almost impossible to propagate by tissue culture techniques. However, this field is progressing rapidly and maybe tree peonies will be the big breakthrough. I want to thank my colleagues of the American Peony Society for their support and encouragement and will keep them apprised of the progress of my research on tissue culture of the peony.

* * * * *

Peony Roots for the 1976 Auction

Your contribution of one or more peony roots adds to the support of the Society. We look forward to your letter, with information of any contribution offered, whether it be peony roots, books or any material pertaining to the Peony.

Greta M. Kessenich, Secretary

* * * * *

ANNOUNCEMENT

We have been looking forward to the day when the announcement could be made that the book, "The History of Peonies and Their Originations" was published. The large check list is now a reality. The book lists over 5000 peonies, with dates of their introductions, the Breeder and variety description. It is divided into three parts. Part II lists all the registered varieties of peonies. Part III, the Breeder and his (her) introductions. Some of the tree peonies are listed. The illustrations by the artist add charm to the book.

We will have the book for the Convention in June. Those attending the meeting may purchase it at that time. All mail orders will be sent out immediately after the annual meeting. The price of the book is \$10.00. Send orders to the Secretary.

American Peony Society

250 Interlachen Road

Hopkins, Minnesota 55343

Greta M. Kessenich, Sec'y/Treas.

* * * * *

Disbud as soon as the buds are formed allowing only terminal bud to develop. This is for exhibition bloom. If more bloom is desired, leave some of the lateral buds to develop.

THE PEONIES THAT WOULD NOT DIE

By Mabel G. Harkness, Pre-emption Road, Geneva, New York

The peony collection had been moved the previous fall, tree peonies, herbaceous hybrids and species had been transported and survived. Those that did not bloom the first year did so the second.

But just beyond the new peony bed in the lawn (the part of the lawn that had been declared a problem area) through the somewhat sparse grass and weeds appeared the unmistakable red shoots of herbaceous peonies. They were ruthlessly mowed, not one year but two; still they persisted.

We were motivated more by curiosity than any desire to rescue a living thing, the lawn was sparse, anyhow, so we excavated. A foot or so under what was obviously fill, we came upon enormous peony roots, the largest we had ever seen, a tangled elephantine mass which fell apart when we tried to lift it.

Out of the mass we selected 14 pieces which were of moderate size and looked healthy. Where to put them? I suggested there was an empty strip of ground between the fruit trees and the currant bushes where nothing would be disturbed. What if they should grow? We might have a peony hedge.

The following year to our amazement there were 14 peony clumps growing and thriving. Gradually they bloomed, a few the first year, more the second and finally the third year all bloomed. Surprisingly, we had at least 11 varieties from the random choice of the 14 healthy pieces. Then the attempt at identification began. There seemed to be no species; all were hybrids ranging from white through pink, rose and red. *Festiva Maxima* (1890) was obvious. The land had been "tamed" in 1800 and nothing had been planted since the late 1940's, so the date of planting fell between 1890 and 1940 but when and by whom? Inquiries among neighbors brought no response whatsoever; no one remembered peonies anywhere on the lawn.

Finally a granddaughter of the builder of the house came to call in peony season. Quickly, she was led to the astounding row, now called "the miracle peonies." She gave a cry of joy, of course she remembered: mother had put in a circular bed of peonies, a dozen varieties near what was then the driveway—hence the obviously poor fill soil.

"When?"

"Why it was 1922, I am sure."

The hedge is now there for all to enjoy, but the variety identification remains for some member of The American Peony Society who may come by during the third week in June (blooms were tallied June 17 in 1974 and June 23 in 1975) to tell us exactly how many and which varieties we have. We want to learn more about the fifty-four year old peonies that would not die.

THE MYSTERY OF THE SEED

Submitted by

Myron D. Bigger, Topeka, Kansas

If there could have been eight wonders of the world, surely the first would have been a seed. With powers as strange as the human mind and a plan which embraces all living things, the seed concentrates in its small substance all the physical, moral and intellectual past and the future of millions of creatures.

Whether it be in the egg, the oat or the acorn, the germ of life lies concealed and dormant, hiding the history of its kind, holding the vitality of its race in store and embodying an amazing and unsolved mystery. To the chemist the seed shows starch and protein and fiber; to the farmer it foretells corn or cabbage or cocklebur; to the housewife it may mean food and to the dealer, a commodity, but to all thoughtful minds the seed is life's most miraculous manifestation.

No living thing but comes from a seed germ, no continuing species but produces seed germs and, whether the origin of all was direct from the hand of the Creator as perfect living things, or as the germs which produced them, is unknowable to human science, but is none the less a Divine masterpiece.

The clarion call of the morning rooster as he tip-toes on the fence to greet the coming day, had its origin in the egg. The rosy cheek of the apple, warmed by the sun and kissed by the dew; the moon tints of the rose, shimmering in the evening breeze or glowing in the noonday glare; the perfume of the violet, elysian in its delicate aroma and the ripening substance of the corn as it grows gold from the ground, all came from the seed which was their beginning and is their ultimate end.

Nature holds no such mystery as the seed, and creation produced no greater wonder. Down the ages man has used it as food, handled it as merchandise, planted it for his welfare, analyzed it for its substance and lived upon it and with it in intimate contact, and yet he knows nothing of the vital principle which causes it to grow and produce its kind.

When Adam looked upon the wonders of a new-made world, his untrained eyes saw all that man now knows of the mystery of the seed. More of varieties, more of methods of harvesting, storing and planting and more of different uses for seeds have come to man down the long corridors of time, but of the mystery of life stored in a seed, he knows no more than Adam saw.

—I. D. Graham

TREE PEONY TIPS

By Anthony J. De Blasi

Choosing a tree peony is a rare pleasure. To match that pleasure with happy results, consider some tips:

It takes a young plant many seasons to become established. To reduce the span between planting and establishment, choose plants older than four years.

Not all tree peonies are equally desirable. Avoid seedlings (unnamed varieties) and choose varieties that appear on lists of favorites, particularly those singled out in articles for desirable qualities.

Since each transplanting sets a tree peony back for well over a year, look for a permanent site. Deciding well in advance of planting how to use the tree peonies is a wise step. This is the time to think about harmony and contrast—in color, texture, and form. Do not place striking plants together. Avoid mixing “hot” and “cold” colors, such as a cool red near a yellow. Recruit your imagination and put it to work! The picture you “paint” is as important as the materials you use. Aim for a masterpiece!

In choosing varieties, bear in mind that lutea hybrids bloom midway between the first Japanese varieties and the last herbaceous varieties.

Blooming tree peonies are at their best in the morning hours (between 9 and 11) of a mild (60 to 70 degree) day. Try to arrange any visit to gardens or nurseries with these conditions in mind. Avoid visits during or just after a rain, during midday (unless it is cloudy), or during weather that is too cool or too warm, or you will not be able to judge properly.

Plant your tree peonies in the fall in generous holes. Replace poor soil with good loam amended with plenty of organic matter (except manure). Make certain the spot is well drained. Water the planting well. Do not tamp the soil; it will settle by itself in due course. Many a plant has been hindered by a root that was squashed and choked from pounding the soil. Remember, you are not planting a fence post!

Tree peonies do not like growing under field conditions, in the wide open spaces. They enjoy the companionship of other plants, a filtering of hot midday sunlight by the branch of some tree (not too close!), in a spot that affords protection from extremes of weather. A wall, a windbreak, a place where a winter snow-cover may collect without being blown away or quickly melted away—these are touches that will be appreciated by your tree peonies.

In a nutshell: Avoid “bargains,” seedlings, very young plants, and spring specials at the garden center (unless they are container-

grown and look healthy). Stick to varieties recommended in lists and articles of the American Peony Society. Plant your tree peonies with loving care. Then enjoy, enjoy!

OUR BICENTENNIAL YEAR

From the EDITOR'S GARDEN, Joe's Bulletin

By Darwin A. DeLong, Editor

Our nation is 200 years old. Never has a nation risen to the power achieved by ours in such a short space of history. Never have the citizens of a nation achieved the standard of living that we enjoy. While we may pause briefly to celebrate a bicentennial birthday, America's real challenge is in the future just as it has always been.

We have always been a people of change. If we have a tradition, it is not being bound by the past. As we pause to look back at our past, it is the tradition of looking to the future that we must honor. We can learn from the past, but it is in the future that we must live. We cannot depend upon the methods and ways of the past. We no longer have boundless lands and endless natural resources to exploit.

As the melting pot of the world we took the traditions, the skills and the knowledge of many nationalities and used them all in our rise to greatness. There are many civilizations that are older than ours. In fact most of the nations on earth are older than the United States. We may have something to learn from them. Some of them have lived for centuries with some of the problems that we are just now beginning to become aware of. But, if we meet these problems with the same spirit as our pioneer forefathers met theirs, the next two hundred years will be even greater than the past.

* * * * *

"The Challenge of the North" by Hirim M. Drache is one of the great books written of the early west, about the life of the pioneer of the Red River Valley of the North. Namely the history of the early days of North Dakota and Minnesota.

From the diary of R. M. Probstfield, which spanned the years of 1869 to 1962 and who greatly contributed to the agriculture of the area describes the extensive variety of garden products with which he experimented. Between 1876 and 1882, Mr. Probstfield planted 13 peony plants, one for each member of his family. That row of 13 plants was still thriving in 1969. p. 102

These thirteen peony plants of 100 years or thereabout have outlived the members of the family for whom they were named. From authentic information, all thirteen are growing as of this date and the plants have grown so large that they look as if they were separating into more than one plant.

— 33 —

THE CONTROL AND ERADICATION OF ROOT KNOT NEMATODE IN PEONIES

by Don Hollingsworth

During the past three years I have been experimenting with the use of a combination of chemical treatments and cultural practices intended to lead to the eradication of root knot nematodes while continuing to use the same land area for growing peonies. Until recent years, the commonly recommended schemes for controlling root knot has been to destroy the affected plants and to either sterilize the remaining soil or refrain from planting a peony back at the site for several years. For home gardeners and other small plot growers this has tended to dictate that a person quit growing peonies once nematodes are found on the premises. This is a baffling proposition to one who has set out to specialize in peonies on either a commercial or hobby basis. The advent of nematode destroying chemicals which do not harm the plants has made possible much more practical approaches to control. Products tried so far have enabled very promising results.

A brief review will help portray the control problem. Root knot nematodes (genus *Meloidogyne*, muh, loy doe guy nuh) are widely distributed microscopic-sized pests of peonies. They function as root parasites, producing characteristic deformities of the roots, also called root-gall disease. Not only peony roots are infested, but among the several species and many strains of *Meloidogyne* there exists the capability of parasitizing 2000 or more different plant species, so that sources of contamination of clean stock occur widely. Although many nematode species are retarded or killed by freezing temperatures, *Meloidogyne hapla*, the northern root knot nematode, is sufficiently adapted to cold that it is found in northern states.

Mature females of the root knot nematodes remain stationary but larvae are able to move about. Larvae seek out and enter the root tips of the plant species which attract them. If they find a compatible host plant, they are able to alter the cell development so that the characteristic root knot begins to form. The nematode grows in concert with the parasitized root cells as it matures. Eventually the mature female commences laying eggs and the resulting larvae may either parasitize nearby growing cells of the same site, contributing to enlargement of the site, or may move into the surrounding soil, some eventually parasitizing new root tips. As the colony grows in number, the majority of the root system of a particular plant may become affected, eventually rendering the plant unable to make sufficient normal growth to produce satisfactory foliage and flowers. Severely parasitized peonies will be reduced to the production of spindly stalks and no flowers.

The movement of root knot nematodes to new soil areas is very much helped under domestic use of their host plants. The nema-

todes being for the most part not able to move very far by their own means, they can spread only very slowly except for external agents. In nature they are most likely transported in soil which is picked up and carried on the bodies of animals or in soil moved by erosion. These means also constitute some hazard for the control of nematodes in domestic plantings. However, it is the traffic in plant divisions from grower to grower that no doubt provides the predominant means by which infestations of peonies are spread, renewed and kept alive. The life history of the root knot nematodes is outlined in greater detail in a previous issue of this Bulletin (No. 210, June 1974.)

Experience during the last three years suggests strongly that by systematically following a three-point eradication and protection program one can clean up local infestations and bring in peonies from unknown sources without significant danger of re-contaminating the planting:

1. Remove from the soil completely the roots of any plant found with root gall.
2. Routinely disinfest all divisions to be planted by careful trimming and a nematicide dip.
3. Treat soil with a suitable nematicide prior to planting new divisions and, if root galls have been recently observed in an area, make annual applications to established plantings.

If it is desired that a peony be planted back at a site recently found infested with root knot nematode, the removal of all root parts of the previous plant is advocated in order to reduce the probability that nematode larvae will remain at the site and be protected by root tissues from chemical soil treatments. If such protected larvae are released at a sufficiently later time, they may escape the active period of the chemical treatment and become a source of re-infestation. Should the grower's circumstances permit leaving the site not replanted for one or two seasons, this will further aid the protection program. The cleaning up process under conditions of field management will usually permit replanting with non-susceptible crops for a season or so without undue hardship. This should be done wherever practical. Grassy species are usually not infested by root knot nematode.

Disinfest all divisions to be planted so that these will not become a source of spread into a clean area. However, divisions from plants grown under known nematode-free circumstances will require no further treatment. Plants of unknown origin or from known infested sites should receive careful attention. When peonies are dug for dividing, root knots are easily seen if present on the smaller roots. Knowledgeable growers have long known to prune away the small roots and wash off all soil to remove possible nematode sites when divisions are prepared for replanting or for distribution to

other persons. This procedure does not particularly reduce the ability of the division to produce a new plant, while significantly reducing the possibility that nematodes will be transferred to the new planting site. It is not known, however, that parasitized tissues will be sometimes found imbedded in large, apparently normal peony roots. It is therefore helpful to go over all roots of suspected plants before planting to locate and trim out odd areas until entirely bright, live tissue is exposed. When such sites contain live nematodes, these may or may not be free at first to move into the soil. However, if the confining root tissues later die and break down, surviving larvae may eventually become free to move to vulnerable roots and re-new the infestation. For the same reasons, a root dip in a nematicide solution is a logical additional precautionary measure.

When nematodes are known to be about or divisions will be brought in from outside sources, it is prudent to treat the planting area, no matter what the previous known history of the site. Once peony roots have been planted, one's options of how to either diagnose or to treat the soil thoroughly are, for all practical purposes, eliminated. Only by digging the plants and starting over at the level of a propagating division does one regain the option of using thorough measures to prevent or eradicate root knot nematodes. Accordingly, somewhat meticulous preventive measures provide a potentially great reward for one who wishes to enjoy the benefits of specializing in peony growing.

Nematicide chemicals currently on the market which are registered for use on peonies and authorized for use by non-commercial growers are DBCP (Nemagon and other products with often similar names) and VC-13. I have used the latter routinely as the active ingredient in root dip solutions for three years. Even very small divisions and those left in the solution for extremely long periods have not been significantly injured by the treatment.

Two products which are registered for use with peonies and restricted for commercial use only, are Zinophos and Oxamyl. Another product registered for only commercial use is Dasanit, which I have used experimentally as a soil treatment with apparently good success. However, the current registration carries the caution that it may be toxic to peonies. Perhaps I have had toxic effects which I mistakenly attributed to other weakness. I will set up some comparisons to check this point.

The advantage in choice of nematicide products available for use in peony plantings is in favor of commercial users—peony nursery firms. However, the greater concern to peony interests should be, I believe, that the products registered for sale to amateur users be generally available through appropriate retail outlets. This is not now the case in my area.

TREE PEONY TOPICS

By Louis Smirnow, Brookville, New York

To add to the history of the tree peony, we have learned that **HOTSE** county in Shantung province, China, is well known as the home of the tree peony. Cultivated in China 1400 years ago, it was always regarded as the "King of Flowers." Its original home was in North China and the wild peony can still be found today in Chinling mountains of Shensi province. Hotse began to cultivate peonies in the 16th century. Many tree peonies are being cultivated there because they also possess a high medicinal value.

When the roots are four years old, the peasants dig them up and peel them. The dried peelings become **TANPI**, effective in reducing fever and other ailments. Because of suitable soil, climate and careful cultivation, Hotse produces abundant **TANPI**.

From present indications we hope to be in Asia this summer and will have more to report later.

* * * * *

Protection of tree peonies in unusual cold climate is always a problem. A man in North Dakota wrote me stating that he takes chicken wire, 18 inches in height and places it around each plant. He then fills it with leaves to the top. In early spring the leaves and the wire are removed. He found this to be very effective.

Recently we wrote to several people who grow tree peonies asking them to list five varieties which seem to be the easiest to grow in their locality. This is the result:

In the South: **Godai-shu, Tamafuyo, Hanakiso, Nisshow, Alice Harding.**

In the East: **Renkaku, Yachiyo Tsubaki, Hanakiso, Taiyo, Age of Gold.**

In the West: **Gessikai, Hanakiso, Taiya, Souvenir de Maxime Cornu, Hanadaigin.**

In the North: **Godai-shu, Hanakiso, Nisshow, Alice Harding, Rimpow.**

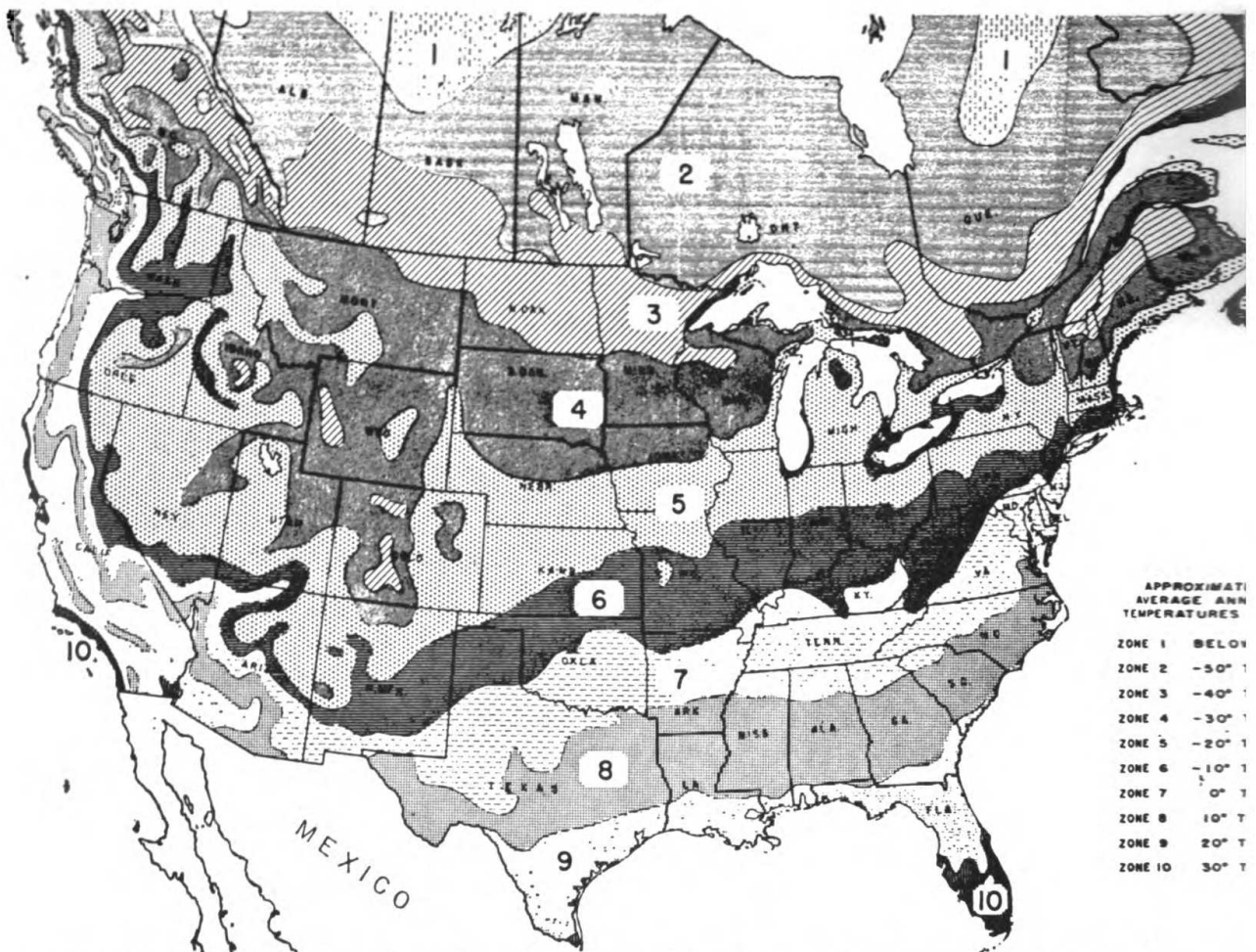
* * * * *

In New Jersey, we saw a tree peony with over sixty blooms on it, in Long Island another plant with over forty blossoms. We asked the grower what methods of cultivation were used. Both stated that deep holes were dug at the time of planting and that super phosphate was mixed with the soil, in the early spring the peonies were fed with some fertilizer. Try this method.

* * * * *

Try growing tree peonies, we repeat: "*The tree peony has reached the plateau of excellence for which all other flowers must still strive.*"

Generated on 2021-07-12 11:17 GMT / https://hdl.handle.net/2027/pst.000068507589
 Creative Commons Attribution-NonCommercial-NoDerivatives / http://www.hathitrust.org/access_use#cc-by-nc-nd-4.0



Map. The zones of plant hardiness (from Plant Hardiness Zone Map, Agricultural Research Service, U.S.D.A., No. 814, Gov. Print. Office, Wash. D.C.)

Very few food-producing trees are adapted to areas colder than zone 5. Management can, however, increase fish and game production.

HARDINESS OF TREE PEONIES

by John Simkins

Hardiness usually refers to the ability of a woody plant to live through the winter. This ability is considered to be related to the average low temperature of the coldest month. The U.S.D.A. map has 10 zones with Zone 1, the coldest, with winter minimum temperatures below -50°F below zero. I don't know of anyone growing tree peonies in Zone 1 or 2. Minnesota is wholly in Zone 3 which runs from -40°F to -30°F. Many of our members grow tree peonies in Zone 3, so we may conclude they are quite hardy there with protection. I understand the method of protection used is to surround the bush with a chicken wire and fill this with leaves. The practice of hilling up peonies with dirt like roses has been found to be harmful leading to the death of many plants.

We must look then to other causes of winter-kill beside the

temperature. Hardiness is directly related to dormancy which is the plant's method of surviving the cold weather. Dormancy results from a change in the cell structure and composition. Soft spring growth changes to hard wood as the water content of the cell is reduced and the cell sap becomes more concentrated. This reduction of spring growth and start of hardening is thought to be triggered by a reduction of rainfall and a fall-off of available nitrogen in the soil and possibly a fall in air or soil temperature. In our area, Zone 5, this occurs about the end of August.

Our first efforts then should be to encourage or at least not slow down the dormancy process. Until, say, early August normal watering and fertilizing should be carried out. Soluable fertilizer as a foliage feed could be used for the balance of the month after that no nitrogen or phosphorus should be used and only sufficient water given to prevent the plant drying out. Mulch should be pulled back from around the roots to allow the soil to dry and cool and no cultivation should be done.

If natural rainfall is heavy in August and soft growth continues until September, some method of winter protection should be undertaken. This should not be done until just before the first frost. If necessary some pruning can be done and the shrub covered with leaves and a waterproof cardboard box. Another method would be to build a box around the bush and fill it with vermiculite or plastic fill and cover with polyethylene to keep the filling material dry.

A hardiness related problem with tree peonies is the prevention of a warm spell starting the peony bud into growth early. In areas where an early warm trend is followed by killing frost it is best to plant later opening varieties. In my garden on March 2 the following varieties had started to unfurl their leaves.

Haku-tsuru, Terute-nishiki, Dai-kagura, Hana-daigin, Shintenchi, Kagura-jishi, Shiro-kagura, Bugaku-den, Muehnsai. Some Japanese which were still in tight bud were **Suisho-haku, Gimsuden, Yachiyo-tsubaki, Arashi-yama, Fuji akebona, Fuji-no-akebono, Wister #61 late pink, and P. Delavayi.** Saunders and Daphnis hybrids were still dormant.

One way to protect the opening buds is to try Frost Ban (Grost Corp., Box 555, Meridean, Id. 83642). This is mentioned in the *Avant Gardener*¹ as a means of protecting new growth in the spring by spraying the plant at 2 to 5 day intervals. It appears that it is the rapid temperature changes rather than the absolute temperature that causes water freezing in the cell and death. If rapid temperature changes are prevalent in your area burlap or other protection might be considered when forecasts suggest it is necessary. Another method used for tomatoes is the sprinkler. Keeping the bud and leaves wet will stop them from freezing.

¹ *The Avant Gardener*, Powell, Thomas and Betty, Houghton Mifflin Co. Boston, 1975 p. 168.

When plants are mulched for the winter it is important to prevent the branches from being kept wet as this promotes botrytis. I placed a box over a plant of *Lutea Ludlowii* which just started to leaf out in September. The leaf stayed green under this protection all winter, but I failed to ventilate it soon enough, and the leaves mildewed in March.

I have lost very few plants due to winter kill, but I am in Zone 5. David Reath who is in Zone 4 told me he loses the tops of Japanese tree peonies in severe winters. Mrs. Ellery Sedgwich noted in Bulletin 192 of March 1969 that in a bad winter in the Boston area, red Japanese tree peonies were killed to the ground and that *P. Delavayii* kills back frequently. The late Leo Armatys noted that in Zone 4 in the winter of 1968 some lutea hybrids lost stems but came up from the ground as if nothing had happened. He noted in a 1965 Bulletin that lutea hybrids, *Alice Harding*, *Renown* and *Age of Gold* do well, *Black Pirate*, *Thunderbolt* and *Silver Sails* may lose some or all stems but will bloom the same year. *Hatsu-Hinode*, *Howzan* and *Yachiyo-jishi* thrive anywhere. In Japan, *Gessekai* needs a sheltered location.

Mrs. Frances Drake, whose garden is near Minneapolis, protects her tree peonies using bales of hay. She ties up the stems and surrounds them with slabs of hay enclosing the plants; then she puts a plastic bag over the whole thing and ties it up. She had 35 tree peonies in 1970 and has never lost one.

That's about all I know about wintering tree peonies, but there are many members who have learned to keep them over in trying climates. May we have your experiences? Send your remarks including any varieties that winter well or poorly in your area to the editor.

OUR FAVORITE TREE PEONIES

by *Anthony J. De Blasi, Sanbornville, New Hampshire*

It is not difficult to select the "right" tree peonies for your garden. There is sufficient variety of habit, form, and color to suit your tastes and your garden situation. One hurdle may be choosing from among the number of competing beauties within a given category. The best way to go about it is to visit collections during the blooming season and take notes. If you are a photographer, take pictures to help remind you of what you saw. (Remember to use a light blue filter to photograph purples and lavenders, or the results will be reddish and pinkish, and try to photograph these colors in the shade.)

Do not rely entirely on catalogs because words are inadequate

and photographs are misleading. A good aid in deciding what to get would be to give some weight to those varieties favored by as many growers as you can contact.

A method that may take you out of a bind is to go ahead and try those that you think you'll like just on a hunch. Tree peonies are such a wonderful lot of plants that you are likely to be pleased with your choice.

Janet and I have our favorites and we would like to present some of them for your consideration. Please bear in mind that the following presentation is not intended to eclipse the value of the hundreds not mentioned!

GUMPODEN: This is a medium sized plant with luxurious foliage having rather broad leaflets for a Japanese type. The flowers are a mid-purple of indescribable hue, perhaps the most mysterious color among the Japanese tree peonies. They are quite double, almost a rose form, fragrant, and the plant is floriferous and dependable.

RIMPO: A tall, majestic plant with an "umbrella" top when well grown, studded with an extravagance of deep purple flowers with a velvet nap and excitingly contrasting yellow centers. Very double, the petals fluted. This one is a sensation.

KAMADA-FUJI: Medium tall with delightful, true lilac-lavender flowers that are packed tightly with many wavy and crimped petals. This one is easy to fall in love with.

RENKAKU: Tall, rounded plants, smothered with large, clear white, double goblets holding prominent yellow centers. A reliable performer.

HANA-KISOI: Tall plant with immense, semidouble blossoms of mid-to-light, feminine pink with deeper shadings. The petals are large and creped. This is a frilly show-off and you will find it difficult to believe that the flowers are real.

HARU-NO-AKEBONO: A medium sized plant. Flowers are double, petals exquisitely waved and crimped, light pink-to-blush, almost white at the edges, with a deep rosy red flush in the heart of the blossom. A refreshing sight, delicate and enchanting.

YACHIYO-TSUBAKI: This plant is tall and slender, with fine foliage to match. The flowers are fragrant and have silken petals of a wonderful shade of coral pink, rich and luminous. A nice plant to tuck in where space is limited.

HINODE-SEKAI: The gem of the dwarfs. A low, bushy mound of fragrant, rose-red, double flowers wonderfully waved and wrinkled. A classic of Japanese style. One thinks of a red azalea whose florets have miraculously expanded to super dimensions.

JITSU-GETSU-NISHIKI: Another low grower. Pale green foliage. Flowers are semidouble chalice of brilliant ruby red with

occasional white flecks at the petal edges. The heart of the bloom is a color of such exciting intensity that you will be drawn to it over and over again to stare at the elusive fire.

KINKADEN: Low-to-medium height. Pale green foliage. Huge double flowers of artistic conception, sporting a deep scarlet that you will never forget. This is the aristocrat of the Japanese tree peonies.

TAIYO: A medium-to-tall, bushy plant, free with its double, brilliant red flowers. It is thrilling to behold, and if you like red—this is one of the reddest!

KOKU-TSURU: Low-to-medium plant with green leaves and very dark, black-red flowers that are truly “different.” The plant and blossoms are both artistic, fully in the Japanese tradition.

THUNDERBOLT: A tall, leafy plant, sturdy in its bearing. The foliage is fine and sharp—a handsome plant out of bloom. Semidouble flowers are a rich, dark scarlet-crimson, with petals beautifully waved and of heavy texture. A dependable, attractive garden plant.

AGE OF GOLD: Medium height, very bushy and leafy plant. Bears a profusion of delightful, soft butter-yellow, semidouble blooms with ruffled petals. Has an easy disposition and is a reliable performer.

ALICE HARDING: A very low, bushy mound. Not a very showy plant but the full-double blossoms are a remarkable clear chrome yellow—the color of a daffodil rather than a peony. A very beautiful conversation piece.

There are many others, but we better stop here. I have tried to offer a list of representative types and colors, though I fear my bias in favor of Japanese types is showing. Janet and I do love the lutea hybrids for their unusual colors and surprising forms, and for their late-blooming habit—a welcome expansion of the tree peony season—but we must confess that the Japanese varieties have a special place in our hearts.

* * * * *

Roger Pryor Templen lived in the middle of a shopping center and his back yard was planted to dozens of peonies. His home town, Alton, Illinois, and his house in the center of Washington Plaza Shopping center.

At one time the entire property was owned by Mr. Templin, having a beautiful home, which was torn down in 1961, to make room for this shopping Center. He retained the smaller house on the property and for the last fourteen years has lived in his oasis amid parked cars, enjoying his garden and peonies. He died last week at the age of 103.

IN MEMORIAM

MRS. CLEMA MOOTS

It is with deep sorrow we report the passing of Mrs. Clema Moots, wife of our former President and Director Frank E. Moots. She passed away Monday, April 12 after a lingering illness. The Moots have lived for many years at 1127 West Broadway, Newton, Kansas.

She was well known and loved by many members of the American Peony Society. She attended the peony shows and acted as Judge on several occasions. She will always be remembered as a kind, gentle person, always considerate of others, as evidenced by her activity in charitable organizations.

She leaves her husband Frank, son Keith, daughters Lois and Joyce and nine grandchildren. Beloved friends.

—Anna and Louis Smirnow

The peony plant consists of a crown underground from which all growth springs, the roots growing downward and outward underground and the stems upward above ground. In some species the roots taper to a point while in others they grow like sweet potatoes, being joined to the crown by a small stem. The stem-buds or "eyes," as they are called, are formed soon after the blooming season, at the base of the stems. They are the beginning of the next year's growth and are covered with a sharp pointed sheath which splits open when it gets above ground in the early spring, after which the stem grows upward and the leaves gradually unfold from a tight head and the flowers form at its top. These stems may be green, pink, red or a combination. Each variety has its distinctive stem and foliage color, which is of value in the spring landscape. They gradually turn green, though the red may persist for a long time. The leaves are of many shapes from the grass-like foliage of the *tenuifolia* to the broad leaves of the *macrophylla* group. They are always some shade of green.

* * * * *

Cultivation should begin as early in the spring as the ground can be worked. Keep well away from the crowns of the plants, to avoid breaking the new shoots before they appear above the ground. It should be often enough to keep the weeds down and the ground well aerated. To prevent a crust forming, the ground should be broken after every hard rain. Cultivation should never be deep enough to damage the roots. Two or three inches is enough near the plants. It may be deeper in the centers between the plants.

— 43 —

A FANTASY

From the files of Marvin C. Karrels

Once upon a time many, many, many years ago, there lived in a castle, bordering a deep, dark forest, a great nobleman. His life and happiness was centered on his lovely daughter, a divine creature with features as refined as a delicate piece of Dresden-ware. Her silky, golden hair fell loosely about her soft neck and shapely shoulders and glistened in the summer sunshine; her eyes were as segments of the azure skies and as limpid as the waters of the lake that, like a gem in a beautiful mounting, lay deeply inset in the valley below. Her graceful actions were counterparts of the lacy movements of a wood-nymph, and drifting breezes pressed the folds of her silken gown against her exquisitely moulded form.

In a near-by province lived a young, virile, unspoiled prince who cared naught for social amenities, nor for the silly maidens that languished about his court. He was a handsome youth, possessed with all the qualities of Apollo combined with the attributes of Achilles. He loved to evade his body-servants and to hunt, unattended, with his cross-bow and his hounds. So one eventful day, while suffering with ennui, he called together his hounds and picking up his sturdiest bow went forth to enjoy a day at hunting the noble stag. Soon he heard the throaty baying of the hounds and suddenly a prize stag with a stately head of horns leaped out of the woods—and he let fly an arrow. Highly skilled at archery, seldom did his shaft fail to go straight to the heart of his quarry, but this was destined to be an eventful day, and some unseen force deflected the arrow from the vital spot. The stag fell deeply wounded but leaped up and darted into the forest leaving a bloody trail. The prince, being a gallant sportsman, refused to permit the hounds to follow the wounded and handicapped beast, so he alone took up the chase, tracking the beast through the thicket with the sharp eyes of a skilled hunter. Mile after mile he penetrated the forest and the sun was fast receding toward the western horizon when suddenly and unexpectedly, he burst through the tangled underbrush and found himself beside a lovely garden. Gazing about in wonder and amazement, he beheld a sight that caused him to forget the chase for there, quite near to him, was as lovely an apparition of maidenhood as his eyes had ever beheld. He had unwittingly intruded into the garden of the nobleman and there beheld the beauteous daughter who was entirely unconscious of his presence. Surrounding her was a waving mass of divinely beautiful flowers whose genus he immediately recognized as the choice of the gods—the paeonia. Hardly daring to breathe for fear of destroying the vision he watched her intently as she drifted, like a humming-bird, from flower to flower until suddenly her eyes glistened as she beheld a

marvelous specimen of a creamy white flower. As she stooped to pluck it, he marveled at the grace of her movements and the liteness of her body. An amorous gleam illuminated his eyes and romance enveloped his soul.

Now this lovely creature adored peonies, even as you and I, but her adoration was not the natural love of a normal peony-lover. Egads, hers was quite abnormal—she delighted in destroying them, tearing them to pieces! The gallant prince stood aghast as he viewed this unexpected exhibition of moronic delight and for a while he watched with horror and amazement, but finally he could restrain himself no longer, so he quietly slipped from his place of concealment and moving close, he drew back his foot and bestowed upon her a lusty kick in the pants. “Alack,” quoth he, “knoweth thou not that you have desecrated a jewel of the gods; and of all the varieties here about you you have selected Victory for your diabolical pleasure.” So he forthwith pulled from his pouch a G. I. shovel, dug up the plant and carefully transplanted it in his royal gardens. Thus was Victory saved for posterity. It is hoped that this charming, exciting and romantic story will develop a keener appreciation of this prize peony, for few flowers have such a romantic background.

MIDWEST PEONY SHOW

***Chicago Horticultural Society and Botanic Garden,
Glencoe, Ill. — June 5-6, 1976***

The Midwest peony show will be held at the Chicago Horticultural Society and Botanic Garden.

The Botanic Garden is located at 775 Dundee Road at Edens Expressway, U. S. 94, in Glencoe, Ill. The show room will be open at 7:00 A.M., Saturday, June 5.

Motels located near the Botanic Garden:

Sheraton North Shore Inn
just off Edens - turn West at Dundee
933 N. Skokie Blvd., Northbrook, Illinois
498-6500

Holiday Inn
Edens Expressway and Lake Cook Road
Highland Park, Illinois
835-5400

For further information about the Midwest Peony Show, call
Dr. Carl H. Klehm, show chairman.
312 - 437-2880

PUBLICATIONS

The Peonies, edited by John C. Wister (1962). Published by the American Horticultural Society, Wellington, Mt. Vernon, Va. 22121. 220 pages, information on Herbaceous, Tree and Hybrid Peonies. Many techniques of growing, propagation and breeding. A must for every Hybridizer. Price to Members, Clothbound \$3.50, Paperbound \$2.50.

Peonies Outdoors and In by Arno and Irene Nehrling (1960) 288 pages containing information in all phases on the herbaceous and tree peony. Society members \$4.95.

Send check or money order for the above literature to American Peony Society, 250 Interlachen Road, Hopkins, Minnesota 55343.

COLOR SLIDE COLLECTION

Color Slide Collection: The American Peony Society maintains several groups of excellent sets of peony slides for rental. Each set contains 80 slides. A list of names accompanies each set. Ideal for program and Garden Club meetings. Rental fee \$7.50. When returning slides, insure for \$50.00.

Request for slides write to: Richard Edblom, 6917 45th Ave. N., Minneapolis, Minn. 55428.

TREE PEONIES



WILLIAM GRATWICK
PAVILION — NEW YORK 14525
 (40 miles south of Rochester)

Display Advertising Rates Schedule

Size of Ad	Single Insertion	4 Insertions
1-8 page	\$ 25.00	\$ 25.00
1-4 page	\$ 7.50	40.00
1-3 page	12.50	50.00
1-2 page	15.00	65.00
Full page	20.00	100.00
	30.00	

A NEW DISCOVERY IN AMARYLLIS

Write for our circular.

Sent upon request.

Louis Smirnow

85 Linden Lane

*Brookville, Long Island, N.Y.
11545*

BREEDER PEONIES—Impending sale of a rented plot requires removal of peonies established and used for breeding since 1971. Surplus divisions will be offered for sale—introduced cultivars—60% interspecies hybrids, 40% P. lactiflora. The latter mostly seeders, some pollinators. Description of the offering available Mid-July.

*Don Hollingsworth, 5831 North Colrain Ave.
Kansas City, Missouri 64151*

HERBACEOUS AND TREE PEONY HYBRIDS

DAVID REATH

VULCAN, MICHIGAN 49892

HEMEROCALLIS (Daylily)



Enjoy this wonderful flower from spring to autumn frost. Its long blooming season will greatly expand your garden enjoyment.

Constant improvements in color, size, form and habits insure rapid growth of interest in this fine perennial.

Three quarterly Journals and a large Yearbook are filled with informative data on varieties, culture, performance and progress. Many Round Robins open to participation.

Annual Membership—\$7.50

Join THE AMERICAN HEMEROCALLIS SOCIETY

Mrs. Arthur W. Parry, Sec'y.-Editor

Signal Mountain, Tenn. 37377

INTERESTED IN DAFFODILS?

Join THE AMERICAN DAFFODIL SOCIETY, INC.



MEMBERSHIP BRINGS YOU . . .

Basic information on daffodil culture, types and classification, recommended varieties, show procedures and places to buy bulbs.

The *Daffodil Journal*, a quarterly of the Society, just full of information you should have.

The privilege of attending local, regional and national meetings.

And new friends all over the USA, all enthusiastic about Daffodils.

Annual Membership—\$7.50

Don't delay. Send your check today to:

MR. GEORGE S. LEE JR., Executive Director
89 Chichester Rd. New Canaan, Conn. 06840

*Good Peonies Last a Lifetime
Why Not Plant the Best*

LIENAU PEONY GARDENS

9135 Beech Daly Rd.

Detroit, Mich. 48239

Catalog on Request

KLEHM'S
ESTATE
 PEONIES

SEND FOR FREE FULL COLOR BROCHURE

Klehm's championship and award winning peonies are fully guaranteed. Your satisfaction is assured.



CHAS. KLEHM & SON

SINCE 1852

KLEHM nursery

2 E. ALGONQUIN ROAD 312/437-2880
 ARLINGTON HEIGHTS, ILLINOIS 60005

Charter Member American Peony Society

PEONIES — IRISES — HERMOCALLIS

Send \$1.00 for our 91st Anniversary Catalog — 96 pages in color
 (1976) deductible from first catalog order.

—Peak peony bloom usually the 20-22nd of May—

VISITORS WELCOME

GILBERT H. WILD & SON, INC.

Dept. APS-676

Sarcoxie, Missouri 64862

TREE PEONIES

America's Tree Peony Headquarters and
 The home of the **NEW RACES** of Peonies— the Itoh-Smirnow hybrids.

Also herbaceous, herbaceous hybrids and species

Send for our new 1974-1975 catalog with features for all
 peony enthusiasts —

- Tips for the Home Gardener
- Aid to the Hybridizer
- 100 new photographs

LOUIS SMIRNOW


85 LINDEN LANE, GLEN HEAD P. O. BROOKVILLE, L. I., N. Y. 11545
 "You are more likely to find it here than anywhere else in the world."



Above - **WHITE CAP** (G. E. Winchell - 1956) (Mid-Season - Japanese) Velvet red outer guard petals surround cream center. Tall stiff stems.

Below - **BU-TE** (Wassenberg - 1954) (Japanese) White and vibrant yellow. Outstanding show flower.





“I have often thought that if heaven had given me a choice of my position and calling, it should have been on a rich spot of earth, well watered, and near a good market for the productions of the garden. No occupation is so delightful to me as the culture of the earth, and no culture comparable to that of the garden, such a variety of subjects, someone always coming to perfection, the failure of one thing repaired by the success of another, and instead of one harvest a continued one through the year. But though an old man, I am but a young gardener.”

A letter from Thomas Jefferson, in 1811, to the American painter, Charles Willson Peale.