

Life Sci

SEPTEMBER 1988

NO. 267



SEP 12 8

The American Peony Society Bulletin



*Tree Peony GODAISHU. Photographed by Don Jenkins, Brevard, North Carolina.
From his garden of tree Peonies.*

Announcing

The limited
publication of
a "TABLE TOP"
edition devoted
exclusively to

**AMERICAN
TREE
PEONIES**



Appended cultural notes cover:

- *Tree Peony history*
- *Planting and general culture*
- *Propagation by root grafting of scions*
- *Pruning, fertilization, winter protection, etc.*

Compiled and edited by
Greta M. Kessenich;
photos by Roy Klehm
and David Reath

The
**AMERICAN
TREE
PEONY**

**63 BRILLIANT FULL
COLOR PHOTOS**

True, tree peonies with their 1400 year history are not native to America. But a class of exceptional HYBRID tree peonies are. Efforts by seven world renowned American hybridizers* who successfully cross-pollinated *P. Lutea* with *P. Suffruticosa* are covered in this limited edition. Photos are razor sharp in detail and reflect all the brilliance and subtle hues of these native Americans, including the new generation of ITOH's.

* *A.P. Saunders, William Gratwick, Nassos Daphnis,
David Reath, Toichi Domoto,
Don Hollingsworth and Roger Anderson*

\$25 Postpaid

Send check or money order to—

AMERICAN PEONY SOCIETY
250 Interlachen Road, Hopkins, MN 55343

AMERICAN PEONY SOCIETY

250 Interlachen Road (612) 938-4706 Hopkins, Minn. 55343

President Dr. Kent Crossley
Vice President Robert F. Schmidt

Secretary-Treasurer Greta M. Kessenich
Bulletin Editor Greta M. Kessenich

BOARD OF DIRECTORS

Terms Expiring 1991

Greta M. Kessenich
250 Interlachen Road
Hopkins, Minn. 55343

Joseph Glocka
12120 West Oklahoma Ave.
West Allis, Wisc. 53227

Myron D. Bigger
201 North Rice Road
Topeka, Kansas 66616

Lois E. Klehm
Charles Klehm and Son Nursery
197 Penny Road, Route 5
South Barrington, Ill. 60010

Dr. Maynard Dewey
53 Crooked Oak Road
Port Jefferson, New York 11777

Edward Lee Michau
1412 North Georgie
Derby, Kansas 67037

Terms Expiring 1990

Irvin Ewing
25039 Doris Court
Redford, Mich. 48239

John E. Simkins
1246 Donlea Crescent
Oakville, Ont., Can. L6J IV7

W. G. Sindt
14252 15th Street South
Afton, Minn. 55001

Allen J. Wild
Gilbert H. Wild & Son
Sarcoux, Mo. 64862

Frank Howell
Route 1, Box 387
Newton, N.J. 07860

Peter C. Laning
553 West F Avenue
Kalamazoo, Mich. 49007

Terms Expiring 1989

Don Hollingsworth
5831 North Colrain Ave.
Kansas City, Missouri 64151

Marvin C. Karrels
3272 South 46th Street
Milwaukee, Wisc. 53219

Dr. Carl H. Klehm
Charles Klehm & Son Nursery
Rt. 5, Box 197
South Barrington, Ill. 60010

Robert F. Schmidt
5320 Oakes Road
Brecksville, Ohio 44141

Dr. David L. Reath
Box 251
Vulcan, Mich. 49892

Dr. Kent Crossley
1245 Delaware Ave.
St. Paul, Minnesota 55118

Director Emeritus, Roy G. Klehm, The Klehm Nursery, Box 197, Route #5, So. Barrington, Illinois 60010

District V

President David Donnelly
4 W. 132nd St.
Lemont, Illinois 60439

Sec'y Treas. Peggy Carlson
Charles Klehm & Son Nursery
R. 5, Box 197
South Barrington, Illinois 60010

DEPT. OF REGISTRATION

The department was formed to properly supervise the nomenclature of the different varieties and kinds of peonies. All new varieties should be registered to avoid duplication of names.

Greta M. Kessenich, Secretary

OBJECTIVES

The Articles of Incorporation state: Section (2) That the particular objects for which the corporation is to be formed are as follows: To increase the general interest in the cultivation and use of the Peony; to improve the methods of its cultivation and methods of placing it upon the market; to increase its use as a decorative flower; to bring about a more thorough understanding between those interested in its culture; to properly supervise the nomenclature of the different varieties and kinds of peonies; to stimulate the growing and introduction of improved seedlings and crosses of such flower; and to promote any kind of the general objects herein specified by holding or causing to be held exhibitions, and awarding or causing or procuring to be awarded, prizes therefor or in any other manner.

The AMERICAN PEONY SOCIETY BULLETIN is the official Society publication. It is mailed postpaid quarterly to all members in good standing.

MEMBERSHIP

The By-Laws state: All reputable persons, professional or amateur, who are interested in the Peony; its propagation, culture, sale and development are eligible for membership. Dues are as follows:

Single Annual	\$ 7.50	Junior or member family	\$ 2.50
Single Triennial	20.00	Life	150.00
Family Annual	10.00	Commercial membership	25.00
Family Triennial	27.50		

Family membership, any two related members in same household One Bulletin
Junior membership, any age through completion of high school Separate Bulletin

For those who wish to further support the Society, the following special memberships are available.

Contributing	\$25.00	Supporting	\$100.00
Sustaining	50.00	Patron	250.00



AMERICAN Peony Society Bulletin



September 1988 — No. 267

Table of Contents

Officers and Directors	1
Table of Contents	2
From Your President	3
85th Annual Meeting and 83rd Annual Exhibition — Chicago Botanic Garden — Court of Honor and Report on Exhibits and Exhibitors ...	4-11
Artistic Division	11-12
Photographs of Artistic Designs — <i>Dr. Kent Crossley</i>	13-16
Paula Fay, Gold Medal Peony	17
Report on Activities and Gardens to Visit	17
Lecture by Roy Klehm — <i>Greta M. Kessenich</i>	18
Minnesota Peony Society Annual Exhibition	19
Acres of Peonies Please Passersby — <i>Ardyce Czuchna-Curl</i>	20
“Mine Eyes Have Seen The Glory” — <i>Gertrude Goddard</i>	21-27
Pollen, Pistil and Pod — <i>Bill Seidl</i>	27-29
How Hardy Are Peonies? — <i>John Cote, Jr.</i>	29-31
From the Peony Manual of C.S. Harrison	31-33
Information from William J. Seidl	33-34
Registrations	34-35
Growing Tips — <i>Martha Tate, Palmetto, Georgia submitted by Thomas Eubanks, Sr.</i>	35-37
Peonies as Cut Flowers for Your Home — <i>Greta Kessenich</i>	37-38
The Annual Meeting and Banquet — Meeting of the Board of Directors — <i>Greta M. Kessenich, Secretary</i>	38-39
Office Report and Financial Statement — <i>Secretary/Treasurer</i>	40-41
Advertisements	42-48

FROM YOUR PRESIDENT

Dear Friends:

The memories of another peony season have now clustered together and are beginning to fade. The highlights that remain are perhaps worth sharing.


I was fortunate to begin the season in mid-May several hundred miles south of St. Paul. I spent a wonderful day (wedged into a business trip) with Myron Bigger and Don Hollingsworth. I have visited Mr. and Mrs. Bigger before but once again I came away excited and amazed. Mr. Bigger knows an incredible amount about peonies and about those people who are usually called "peony personalities." He can also propel himself through a field at a speed I find difficult to imitate (even though he has lived almost exactly twice as long as I have). I left with a pad of notes, a roll or two of photographs and a large bouquet of flowers.

Don Hollingsworth—who has just completed his term as our president—also knows an unbelievable amount about peonies. Although my visit was very brief, I enjoyed talking to Don, seeing a number of newer peonies he originated and exchanging ideas about the society.

I was part of two peony shows this year. Our American Peony Society show was at the Chicago Botanic Garden. I had never been there before, but it is certainly a wonderful place to visit. Mrs. Alice Hacker and the Klehm family did an excellent job of organizing the show and the weekend's other events. Notable new flowers included a large exciting pink Japanese tree peony bloom from Chris Laning, more multicolor Itoh hybrids from Roger Anderson and several large interesting lactiflora blooms brought by Mrs. Glasscock-Falk and her son, Earl.

The Minnesota Peony Society show was also an unqualified success. Many of the same exhibitors were present; Alice Hacker, Chuck Klehm and others from their nursery made a major contribution by bringing three truckloads of flowers.

We should all make an effort to visit peony growers and to attend the peony shows. There are few better ways to learn about peonies.


Kent Crossley

— 3 —

**THE 85TH ANNUAL MEETING
83RD ANNUAL EXHIBITION OF
THE AMERICAN PEONY SOCIETY
June 3, 4, 5, 1988**

Chicago Botanic Garden, Glencoe, Illinois

COURT OF HONOR

Grand Champion — PINK DERBY

Won by Robert Schmidt, Brecksville, Ohio

Double white — BOWL OF CREAM — Klehm Nursery

Double blush — NORMA VOLZ — Carroll Spangler

Double light pink — MRS. F.D.R. — Joseph Glocka

Double dark pink — FIRST LADY — Robert Schmidt

Double red — KANSAS — Carl Klehm

Bomb, any color — PINK DERBY (Grand Champion) — Robert Schmidt

Semi-double, any color — MISS AMERICA — Klehm Nursery

Japanese, any color — WEST ELKTON — Klehm Nursery

Single, any color — FLORENCE BRUSS — Floyd Kimball

Double hybrid, any color — CAROL — Joseph Glocka

Semi-double hybrid, any color — DANDY DAN — Robert Schmidt

Single hybrid, any color — MAHOGANY — W.G. Sindt

Japanese hybrid, any color — WALTER MAINS — Robert Schmidt

Lutea hybrid tree peony — BLACK PIRATE — David Reath

European tree peony — MAXINE CORNU — Klehm Nursery

Japanese tree peony — HANA KISOI — David Reath

Itoh hybrid — GARDEN TREASURE — Chris Laning

Special Award — Klehm Nursery — OLD FAITHFUL

DIVISION I. OPEN TO ALL EXHIBITORS

Class 101 — Twenty-five varieties, any color or type. One bloom in separate containers.

1ST WON BY CARL KLEHM, BARRINGTON, ILLINOIS

Souv. de Maxime Cornu, Banquet, Alhambra, Shintenchi, Leda, Godaishi, Marchioness, Hoosierland, Dinner Plate, Miss America, Honey Gold, Etched Salmon, Bowl of Cream, Flame, Coral Sunset, Do Tell, Sea Shell, Sweet 16, Moonstone, Red Grace, Krinkled White, Coral and Gold, Helen Hayes, Pink Princess, Orlando Roberts.

2ND WON BY JOSEPH GLOCKA, MILWAUKEE, WISCONSIN

Walter Mains, Lovely Rose, Fair Elaine, Mrs. Franklin D. Roosevelt, White Cap, Carol, Red Charm, Your Majesty, Friendship, Rare China, Nevada, Largo, Mons Jules Elie, Kansas, Duchess DeMemour, Firebelle, Hari-ai-nin, Minnie Shaylor, Lois Kelsey, Westhill, Shoshi, L'Etincelante, Rose Glory, Sea Shell, Festiva Maxima.

3RD WON BY C.F. SPANGLER, FT. ATKINSON, WISCONSIN

Cytherea, Leda, Thura Hires, Hesperus, Eastern Star, Moon River, Charm, Pink Princess, Karl Rosenfield, Prairie Moon, Age of Gold, White Cap, Ellen Cowley, Red Charm, Pink Lemonade, First Lady, Wilford Johnson, Gertrude Allen, Red Red Rose, Virginia Dare, Minnie Shaylor, Crusader, Coral Charm, Coral Fay, Norma Volz.

Class 102 — Fifteen varieties, herbaceous only, any type or color.

1ST WON BY CARL KLEHM, BARRINGTON, ILLINOIS

Kansas, Best Man, Nellie Shaylor, Lake of Silver, Top Brass, The Fawn, Edulus Supreme, Miss America, Bowl of Cream, Moonstone, Mrs. Franklin D. Roosevelt, Krinkled White, Alice Roberts, Gay Paree, Charlie's White.

2ND WON BY ROBERT SCHMIDT, BRECKSVILLE, OHIO

White Cap, Zuzu, Cheddar Gold, Coral Supreme, Orange Lace, Tom Eckhardt, Pink Lemonade, Angel Cheeks, Walter Mains, Dawn Pink, Lotus Queen, Miss America, First Lady, Bridal Icing, Red Charm.

3RD PLACE WON BY JOSEPH GLOCKA, MILWAUKEE, WISCONSIN

Minnie Shaylor, Raspberry Sundae, Mrs. Franklin D. Roosevelt, Hari-ai-nin, President Lincoln, Loren Franklin, Laura Kelsey, Rare China, Duchess De Nemour, Red Goddess, Kansas, Miss America, Ave Marie, Sea Shell, West Hill.

Class 103 — Ten varieties herbaceous hybrids any type or color.

1ST WON BY CARL KLEHM, BARRINGTON, ILLINOIS

Prairie Moon, Requiem, Etched Salmon, Coral Sunset, Postilion, Illini Belle, Montezuma, Red Charm, Red Grace, Flame.

2ND WON BY W.G. SINDT, AFTON, MINNESOTA

Alexander Woolcott, Etched Salmon, Golden Glow, Mahogany, Prairie Moon, Diana Parks, Gay Cavalier, Coral Charm, Red Charm, Nadia.

3RD WON BY JOSEPH GLOCKA, MILWAUKEE, WISCONSIN

Firebelle, Cytherea, Ann Zahler, A. Krekler, Laura Magnusen, Walter Mains, Lovely Rose, Chief Logan, Carol, Nevada.

Class 104 — Ten varieties, tree peonies any type or color.

1ST WON BY CARL KLEHM, BARRINGTON, ILLINOIS.

Leda, Roman gold, Teikan, Artemus Thunderbolt, Angelette, Chinese Dragon, Marchioness, Alhambra, Banquet.

2ND WON BY DAVID REATH, VULCAN, MICHIGAN

Black Pirate, Corsair, Hana Kisoi, Hephestos, Kao, Leda, Ima Chow Kow, Shintenchu, Teikan, Vesuvian.

Class 105 — Five varieties japanese type lactifloras, any color

1ST WON BY KLEHM NURSERY

White Cap, Gay Paree, Cheddar Gold, Ray Payton, Cora Stubbs.

2ND WON BY ROBERT SCHMIDT

Bu-te, Alice Roberts, Meadow Lark, Neon, name lost.

3RD WON BY JOE GLOCKA

Largo, Fair Elaine, White Gold, Prairie Afire, White Cap.

Class 106 — Five varieties single type lactifloras

WON BY W.G. SINDT

Dawn Pink, Owatonna, Florence Bruss, Rose Bowl, Rivida.

1988 PEONY SHOW WINNERS

THREE BLOOMS, ONE VARIETY, LACTIFLORA, IN ONE CONTAINER

- | | |
|-----------------------------------|---|
| Class 110 | 1. Mothers Choice — Earl Falk |
| Double white | 2. Bowl of Cream — Klehm Nursery |
| | 3. White Ivory — Klehm Nursery |
| Class 111 | 1. Florence Nicholls — Klehm Nursery |
| Double blush | 2. Annmisquam — W.G. Sindt |
| | 3. Virginia May — Floyd Kimball |
| Class 112 | 1. Jayhawker — Robt. Schmidt |
| Double light pink | 2. Westhill — Joe Glocka |
| | 3. Mrs. F.D.R. — Joe Glocka |
| Class 113 | 1. June Rose — Robt. Schmidt |
| Double dark pink | 2. Princess Margaret — Floyd Kimball |
| | 3. First Lady — Klehm Nursery |
| Class 114 | 1. Kansas — Joe Glocka |
| Double red | 2. Kansas — W.G. Sindt |
| | 3. Avis Varner — Steve Varner |
| Class 115 | 1. Minnie Shaylor — Joe Glocka |
| Semi-double white or blush | 2. Top Brass — Carl Klehm |
| | 3. Minnie Shaylor — Klehm Nursery |
| Class 116 | 1. The Fawn — Klehm Nursery |
| Semi-double pink | 2. Nice Gal — Klehm Nursery |
| Class 118 | 1. Pink Derby — Robt. Schmidt |
| Bomb any color | 2. Fairy's Petticoat — Robt. Schmidt |
| | 3. Top Brass — Klehm Nursery |
| | 3. Sweet 16 — Klehm Nursery |
| Class 119 | 1. Evelyn Tibbets — Klehm Nursery |
| Japanese white or blush | 2. None |
| | 3. None |
| Class 120 | 1. Gay Paree — Robt. Schmidt |
| Japanese pink | 2. Cora Stubbs — Klehm Nursery |
| | 3. Golly — Klehm Nursery |
| Class 121 | 1. Ray Payton — Klehm Nursery |
| Japanese red | 2. Hari-ia-nin — Joe Glocka |
| | 3. Jerry Grudem — W. G. Sindt |
| Class 122 | 1. Pico — W.G. Sindt |
| Single white or blush | 2. Le Jour — Klehm Nursery |
| | 3. None |
| Class 123 | 1. Pink Princess — Klehm Nursery |
| Single pink | 2. Sea Shell — Joe Glocka |
| | 3. Princess — Klehm Nursery |
| Class 124 | 1. Gratis — Klehm Nursery |
| Single red | 2. Imperial Red — Joe Glocka |
| | 3. Gratis — Klehm Nursery |

ONE BLOOM LACTIFLORA ONLY

- Class 130**
Double white
1. **Mother's Choice** — Elizabeth Falk
 2. **Bowl of Cream** — Klehm Nursery
 3. **Moonglow** — Klehm Nursery
- Class 131**
Double blush
1. **Norma Volz** — Joe Glocka
 2. **Moon River** — W.G. Sindt
 3. **Moon River** — C.F. Spangler
- Class 132**
Double light pink
1. **Top Brass** — C.F. Spangler
 2. **Dinner Plate** — Klehm Nursery
 3. **Courage** — Robt. Schmidt
- Class 133**
Double dark pink
1. **First Lady** — Bob Schmidt
 2. **Pink Jazz** — Klehm Nursery
 3. **Myrtle Tischler** — W.G. Sindt
- Class 134**
Double red
1. **Cherry Hill** — Robt. Schmidt
 2. **June Rose** — Robt. Schmidt
 3. **Big Ben** — Robt. Schmidt
- Class 135**
Semi-double white or blush
1. **Zuzu** — Robt. Schmidt
 2. **Miss America** — Klehm Nursery
 3. **Minnie Shaylor** — Klehm Nursery
- Class 136**
Semi-double pink
1. **Butch** — Robt. Schmidt
 2. **The Fawn** — Klehm Nursery
 3. **Nice Gal** — Klehm Nursery
- Class 138**
Bomb white or blush
1. **Bridal Icing** — Robt. Schmidt
 2. **Mr. Ed** — Klehm Nursery
 3. **Top Brass** — Klehm Nursery
- Class 139**
Bomb pink
1. **Angel Cheeks** — Klehm Nursery
 2. **Raspberry Sundae** — Klehm Nursery
 3. **Raspberry Sundae** — Robt. Schmidt
- Class 140**
Bomb red
1. **Raspberry Ice** — Robt. Schmidt
 2. **None**
- Class 141**
Japanese white or blush
1. **Evelyn Tibbitts** — Klehm Nursery
 2. **Gertrude Allen** — C.F. Spangler
 3. **Cheddar Gold** — Robt. Schmidt
- HM Frances Jean Thompson** — Robt. Schmidt
- Class 142**
Japanese pink
1. **Sky Pilot** — C.F. Spangler
 2. **Cora Stubbs** — Klehm Nursery
 3. **Prairie Afire** — Joe Glocka
- HM Westerner** — Robt. Schmidt
- Class 143**
Japanese red
1. **White Cap** — C.F. Spangler
 2. **Hari-ai-nin** — Joe Glocka
 3. **Ray Payton** — Robt. Schmidt
- Class 144**
Single white or blush
1. **Ala Mode** — Klehm Nursery
 2. **Star Dust** — Robt. Schmidt
 3. **Rose Bowl** — W.G. Sindt
- Class 145**
Single pink
1. **Pink Princess** — Klehm Nursery
 2. **Owatonna** — W.G. Sindt
 3. **Sea Shell** — Joe Glocka
- Class 146**
Single red
1. **President Lincoln** — Klehm Nursery
 2. **Klorence Bruss** — W.G. Sindt
 3. **Imperial Red** — Joe Glocka

THREE BLOOMS, ONE VARIETY, HERBACEOUS HYBRIDS OR SPECIES IN ONE CONTAINER

- Class 150** 1. **Prairie Moon** — Klehm Nursery
Double or semi- 2. **Requiem** — Klehm Nursery
double white, blush 3. **Prairie Moon** — Klehm Nursery
or yellow
- Class 151** 1. **Coral Charm** — Klehm Nursery
Double or semi- 2. **Etched Salmon** — Klehm Nursery
double coral 3. **Coral Sunset** — Klehm Nursery
HM **Coral Charm** — Robt. Schmidt
- Class 152** 1. **Paula Fay** — W.J. Seidl
Double or semi- 2. **Salmon Dream** — David Reath
double pink 3. **None**
- Class 153** 1. **Old Faithful** — Elizabeth & Earl Falk
Double or semi- 2. **Red Charm** — Klehm Nursery
double red 3. **Jean Bockstoce** — Robt. Schmidt
H.M. **Postilion** — Carl Klehm
- Class 154** 1. **Walter Mains** — Robt. Schmidt
Japanese any color
- Class 155** 1. **Cream Delight** — David Reath
Single yellow
- Class 158** 3. **Glamour Girl** — Elizabeth Falk/Earl Falk
Single pink
- Class 159** 1. **Illini Warrior** — Klehm Nursery
Single red 2. **Bright Knight** — Klehm Nursery
3. **Montezuma** — Klehm Nursery
- Class 159A** 3. **Yellow Emperor** — Klehm Nursery
Itoh hybrid, any
color

ONE BLOOM HERBACEOUS HYBRID OR SPECIES

- Class 160** 1. **Prairie Moon** — Robt. Schmidt
Double or semi-
double yellow
- Class 162** 1. **Etched Salmon** — W.G. Sindt
Double or semi- 2. **Paula Fay** — W.J. Seidl
double coral 3. **Topeka Coral** — Kent Crossley
- Class 163** 1. **Mary Jo Legare** — Steve Varner
Double or semi- 2. **Paula Fay** — Wm. J. Seidl
double pink 3. **Cytherea** — C.F. Spangler
- Class 164** 1. **Postilion** — Robert Schmidt
Double or semi- 2. **Old Faithful** — Elizabeth Falk/Earl Falk
double red 3. **King's Ransom** — Kent Crossley
H.M. **Jean Bockstoce** — Robt. Schmidt
- Class 166** 1. **Claire de Lune** — Kent Crossley
Single yellow 2. **None**
3. **Cream Delight** — David Reath
- Class 167** 1. **Campagna** — Floyd Kimball
Single white or
blush

- Class 168**
Single coral
1. Coral Charm — W.G. Sindt
 3. Salmon Dream — C.F. Spangler
- Class 169**
Single pink
2. Mercy — Robt. Schmidt
- Class 169A**
Single red
1. Illini Warrior — Klehm Nursery
 2. Apache — Robert Schmidt
 3. Bright Knight — Klehm Nursery
 - H.M. Illini Warrior — Klehm Nursery
- Class 169B**
Itoh hybrid any color
1. Yellow Dream — Wm. Seidl
 2. Yellow Heaven — Chris Laning
 - H.M. Yellow Emperor — Carl Klehm

THREE BLOOMS, ONE VARIETY, TREE PEONIES ONLY IN ONE CONTAINER

- Class 170A** 2. Hakudo Jishi — Klehm Nursery
- Class 171B** 1. Hana Kiso — David Reath
- Class 171C** 1. Gyoku Ryoku — Klehm Nursery
- Class 173C** 1. Kamada Fuji — Klehm Nursery
- Class 176A** 1. Golden Bowl — Klehm Nursery
3. Golden Vanity — Klehm Nursery
- Class 176B** 1. Roman Gold — Klehm Nursery
2. Alhambra — Klehm Nursery
- Class 176C** 1. Age of Gold — Klehm Nursery
- Class 177A** 2. Chore — Klehm Nursery
- Class 177B** 1. Marchioness — Klehm Nursery
2. Savage Splendor — Klehm Nursery
3. Savage Splendor — Klehm Nursery
- H.M. Summer Night — Klehm Nursery
- Class 178B** 1. Leda — Klehm Nursery
- Class 179A** 1. Chinese Dragon — W.G. Sindt
- Class 179C** 1. Banquet — Klehm Nursery
2. Banquet — Klehm Nursery
- Class 180A** 1. Iphigenia — Klehm Nursery
- Class 180B** 1. Thunderbolt — Klehm Nursery
- Class 180C** 1. Vesuvian — Klehm Nursery

ONE BLOOM TREE PEONY ONLY

- Class 185A** 1. Rocks Variety — Wm. Seidel
2. Yae Zakura — Klehm Nursery
- Class 185B** 1. White Star — Robt. Schmidt
2. Godaishu — Klehm Nursery
3. Heavenly White — Robt. Schmidt
- Class 186B** 1. Shintenchu — David Reath
2. Yae Zakura — Klehm Nursery
- Class 186C** 2. Toichi Ruby — Klehm Nursery
3. Hatsu Hinoki — Robt. Schmidt
- Class 188A** 2. Guardian of the Monastery — Klehm Nursery

- Class 188C** 1. **Kamada Fuji** — Klehm Nursery
- Class 190C** 1. **Holiday** — Klehm Nursery
2. **Holiday** — Klehm Nursery
- Class 191A** 1. **Golden Vanity** — Klehm Nursery
2. **Golden Bowl** — Klehm Nursery
- Class 191B** 2. **Artemis** — Robt. Schmidt
3. **Roman Gold** — Klehm Nursery
- Class 191C** 1. **Age of Gold** — W.G. Sindt
2. **Alhambra** — Klehm Nursery
3. **Age of Gold** — Klehm Nursery
H.M. Golden Hind — Klehm Nursery
H.M. Marchioness — Robt. Schmidt
- Class 192A** 1. **Anna Marie** — Wm. Seidl
- Class 192B** 1. **Savage Splendor** — Klehm Nursery
2. **Summer Night** — Klehm Nursery
- Class 193B** 1. **Leda** — Wm. Seidl
- Class 194A** 2. **Chinese Dragon** — Klehm Nursery
- Class 194C** 1. **Banquet** — Klehm Nursery
2. **Banquet** — Klehm Nursery
- Class 195A** 1. **Iphigenia** — Klehm Nursery
2. **Corsair** — Klehm Nursery
- Class 195B** 1. **Thunderbolt** — Klehm Nursery
2. **Kronos** — W.G. Sindt
- Class 195C** 1. **Vesuvian** — Klehm Nursery
- Class 196C** 1. **Yellow Queen** — Robt. Schmidt
2. **Maxine Cornu** — Klehm Nursery

DIVISION III. NOVICE

- Class 301** 1. **Minnie Shaylor, Thunderbolt, Walter Mains, Coral**
Five varieties, any **Charm, Tischlers Introduction** — Leila Bradford
type or color
- Class 309** 1. **Yellow Dream** — Chris Laning
Hybrid, any color
- Class 315** 1. **Norma Volz** — A. Hacker
Double white or 2. **Norma Volz** — A. Hacker
blush 3. **Sylver** — Laurie Skrzenta
H.M. Bowl of Cream — Laurie Skrzenta
H.M. Bowl of Cream — A. Hacker
H.M. Bowl of Cream — A. Hacker
- Class 316** 1. **Sarah Bernhardt** — Laurie Skrzenta
Double pink 2. **Glory Hallelujah** — Laurie Skrzenta
3. **None**
H.M. Raspberry Sundae — Laurie Skrzenta
- Class 318** 1. **Minnie Shaylor** — A. Hacker
Semi-double any 2. **Nice Gal** — A. Hacker
color

- Class 319** 1. **Dixie** — Laurie Skrzenta
Bomb any color
- Class 320** 1. **Gay Paree** — Laurie Skrzenta
Japanese any color 2. **Sword Dance** — Laurie Skrzenta
3. **Barrington Belle** — Laurie Skrzenta
H.M. Moon of Nippon — Laurie Skrzenta
- Class 321** 1. **Krinkled White** — A. Hacker
- Class 322** 1. **Etched Salmon** — A. Hacker
2. **Cytherea** — A. Hacker
3. **Coral Charm** — A. Hacker
H.M. Ellen Cowley — A. Hacker
H.M. Henry Bockstoce — Laurie Skrzenta

DIVISION IV. SEEDLINGS AND NEW VARIETIES

- Class 401** (81-13) **David Reath** — Award of Merit
(81-13) **David Reath** — Honorable Mention
(80-10) **David Reath** — Award of Merit
(Cloud Burst) Elizabeth Falk — H.M.
- Class 402** **(EF202) Elizabeth Falk** — H.M.

DIVISION V. SPECIAL ENTRIES

- Class 503** 1. **Dolorodell** — Klehm Nurseries
Multiple bloom 2. **White Innocence** — Joe Glocka
- Class 504** **North Dakota Memorial Award** — Five doubles
1. **5 Doubles** — Klehm Nursery

DIVISION VII. ARTISTIC — Peonies Around the Universe

CLASS I — TROPICAL SPLENDOR

- First Place — Blue Ribbon**
Eve Partridge
8461 Skokie Blvd.
Skokie, Illinois 60077
- Second Place — Red Ribbon**
Mary Wampler
485 Valley Way
Northbrook, Illinois 60062
- Third Place — White Ribbon**
Catherine Bishop
1723 A Vermont Dr.
Elk Grove Village, Illinois 60007
- Honorable Mention — Yellow Ribbon**
Wilma Keys
350 Sunset Ave.
La Grange, Illinois 60525

CLASS II — LANDSCAPE BEAUTY

- First Place — Blue Ribbon**
Lucie Kajiwara
937 Roslyn Rd.
Glen Ellyn, Illinois 60137
- Second Place — Red Ribbon**
Lillian Sitek
235 Gale Ave.
River Forest, Illinois 60305
- Third Place — White Ribbon**
Carolyn Gleeson
901 Crestfield Ave.
Libertyville, Illinois 60048
- Honorable Mention — Yellow Ribbon**
Lenore Halac
6509 Blackhawk
Indian Head Park, Illinois 60525

**CLASS III —
ORIENTAL INFLUENCE**

- * First Place — Blue Ribbon**
Lucie Kajiwara
937 Roslyn Rd.
Glen Ellyn, Illinois 60137
- Second Place — Red Ribbon**
Lillian Sitek
235 Gale Ave.
River Forest, Illinois 60305
- Third Place — White Ribbon**
Jennifer Sheldon
127 N. Evanston
Arlington Heights, Illinois 60004
- Honorable Mention — Yellow Ribbon**
Dorothy Goodyear
421 Versailles
Northbrook, Illinois 60062

**CLASS IV —
SEASIDE TREASURES**

- First Place — Blue Ribbon**
Rosemary Kachik
648 N. Inverway
Palatine, Illinois 60067
- Second Place — Red Ribbon**
Dee Pinski
31 Marquette Lane
Kankakee, Illinois 60901
- Third Place — White Ribbon**
Susan Slinken
3802 45th Street Court
Rock Island, Illinois 61201
- Honorable Mention — Yellow Ribbon**
Jennifer Sheldon
127 N. Evanston
Arlington Heights, Illinois
60004
- Honorable Mention — Yellow Ribbon**
Nancy S. Smith
1865 Baldwin Rd.
Inverness, Illinois 60067

Two invitational entries flanked the Court of Honor table. These were made by Virginia Christensen, who is a professor in the Ike nobu School of Japanese Flower Arranging, a National Council of State Garden Clubs Master Judge of Flower Shows and also an instructor in National Council Flower Show Schools.

**CLASS V —
WOODED SCULPTURES**

- ** First Place — Blue Ribbon**
Jean Pettibone
2051 Middleford Rd.
Northfield, Illinois 60093
- Second Place — Red Ribbon**
Lorraine Handzel
9054 N. Greenwood Ave.
Des Plaines, Illinois 60016
- Third Place — White Ribbon**
Susan Slinken
3802 45th Street Court
Rock Island, Illinois 61201
- Honorable Mention — Yellow Ribbon**
Dorothy Goodyear
421 Versailles
Northbrook, Illinois 60062

- ** Grand Champion**
*** Reserve Champion**

Virginia Christensen
8253 Lockwood, Skokie, Illinois 60077

Pictures
Dr. Kent Crossley, photographer
the following four pages.




Tropical Splendor.
Eve Partridge, Skokie, Illinois.



Landscape Beauty.
Carolyn Gleeson, Libertyville, Illinois.



Tropical Splendor.
Eve Partridge, Skokie, Illinois.




Class IV. Seaside Treasures.
Dee Pinski, Kankaku, Illinois.




Tropical Splendor.
Mary Wampler, Northbrook, Illinois.



Tropical Splendor.
Catherine Bishop,
Elk Grove Village, Illinois.



Landscape Beauty.
Lililan Sitek, River Forest, Illinois.



Wooded Sculptures.
Lorraine Handzel, Des Plaines, Illinois.

Inset: Seaside Treasure. Rosmary Kachik, Palatine, Illinois.

Right: Reserve Champion. Oriental Influence. Lucy Kajiwara, Glen Ellyn, Illinois.

Left: Grand Champion. Wooded Sculptures. Jean Pettibone, Northfield, Illinois.



*Alice Hacker,
Klehm Nursery.
Show Chairman 1988.
Chicago Botanic Garden.*



*Sea Side Treasures.
Susan Slinken,
Rock Island,
Illinois.*

In our 85th Year PAULA FAY AWARDED THE GOLD MEDAL

A beautiful pink hybrid peony received this prestigious award taking its place on center stage with all the other great flowers that preceded it.

Paula Fay is a vibrant rose pink semi-double very strong stems that hold the flower above the lush green foliage. The bush is well-proportioned, 34 inches in height with full foliage from the ground. When given space, this plant makes a large green ball shape bush in the landscape with flowers in profusion. It blooms early in the season of hybrids and is a beacon in the border garden.

Orville Fay, one of the great American plant breeders, introduced **Paula Fay** in 1968.

* * * * *

There were over 6000 people that viewed the peony exhibition at the Glencoe Botanical Garden.

On leaving the show room, Sunday afternoon, I observed a large crowd of people in a group at the outside entrance to the building.

There was Lois Klehm in the midst, trying to supply the demand for the cut peony bloom. She worked alone for a while, then Avis and Steve Varner assisted with another member also helping.

When the day was over, this project due entirely to Lois, gave happiness to the many people, all smiling as they left with their flowers. The gratuity left by the people was sent in a sizable check to the American Peony Society.

In bringing this 1988 report of the Convention to a close, we salute Dr. Carl H. Klehm. He was the strong leader in arranging this convention, and it is due to his effort and direction that all physical work was put in place. He, along with his staff, gave hours of support in the hundreds of flowers that were cut from the fields and brought to the Botanic Garden. Not only did he manage this convention but in addition he gave support to the Minnesota Peony Society, transporting peony blooms for the exhibition the following week-end.

—Greta M. Kessenich

PEONY GARDENS TO VISIT — COLORADO

Denver Botanic Gardens
909 York Street
Denver, Colorado 80206

May 10 to June 15
peak bloom

Harry Kuesel
4 Larkdale Drive
Littleton, Colorado 80123

May 20 to June 20
peak bloom

LECTURE BY ROY KLEHM— PEONIES BEAUTIFUL

by Greta Kessenich

Peonies came alive with all their brilliant colors in the lecture given by Roy Klehm. It was a very hot Saturday afternoon of June 4th when peony people and all those interested in plant life filled the auditorium at the Chicago Botanic Garden.

Everyone wanted to know how to grow peonies, how to plant, how to use the plant for landscape beautification, the different varieties and types of peonies. All this was explained and visually displayed on a very large screen that brought all the various plants to life. The atmosphere was as if setting in a modern theater with a large screen of this day and the colored slides arranged so that pictures of continuity were enjoyed. Roy talked of the pictures as they appeared on the screen until fading into another scenic view.

One of the first pictures was that of the strong emerging shoots in the early spring of the peony, then the unfolding of the feathery waves of the green and red stems into the foliage of the plant. Peonies planted in your yard bring beauty and charm and can even be more enjoyed if arranged to picture the four seasons of the year.

A corner of your yard or terrace can be arranged, featuring the peony with other perennials intermingling. In one of the scenes of early spring, the dainty violet, in full bloom was seen as a ground cover between the peonies; then came the bloom of the peony. Summer arrived and the deep green foliage gave a cooling effect. The fall season brought the colorful foliage of bronze and gold until snow covered the country side.

The tree peony had its place in this scenic setting. All the exotic beauty of the flowers came through as if reality in the blooming season. Close-up pictures of the tree peony bloom, the varieties and details of each were of exceptional beauty. The colorful leaves of the hosta also had its role in the landscape. There were hosta of the magnificent, stately, imposingly beautiful, rich in its decorated foliage.

At the end of the lecture, Roy asked for the panel of members he had pre-arranged to come forward to answer questions regarding the peony. Questions were forthcoming on all aspects of the peony. The last question was asked by Roy of each one of the panel, "If you could grow but one peony, what would it be"?

Here are the answers—

Bill Seidl — Yellow Emperor

David Reath — Paula Fay

C. F. Spangler — Minnie Shaylor

Greta Kessenich — Raspberry Sundae

Steve Varner — Sunny Boy
Roger Anderson — Bartzella
Don Hollingsworth — Hana Kisoi
Chris Laning — Red Charm
Fiona Elworthy of New Zealand — Miss America
Roy Klehm — Burma Ruby

In the rear of the room one answer came from one good member from New York, Vernon Kidd, and he said, **Red Grace**. Now we ask you, what is yours?

As this delightful meeting came to an end, Roy announced that all the potted plants on the stage were a gift to those that wanted one. All of this large collection of plants were seen in the arms of the people as they left the auditorium.

PEONY SEED LIST IN DECEMBER BULLETIN

Hybrid — Herbaceous — Tree Peonies

Write Chris Laning, 553 West F. Ave., Kalamazoo, Michigan 49007

Free Seed on Request — American Peony Society

MINNESOTA PEONY SOCIETY ANNUAL SHOW

The Minnesota Peony Society annual show was held the weekend of June 9-11 at the HarMar Mall in Roseville, Minnesota. The show was chaired by Floyd Kimball and Alvin Sevald. Greta Kessenich, Gus and Charlotte Sindt and Kent Crossley also helped with the arrangements.

In spite of a hot spring, many flowers were in excellent condition. Nearly eight hundred flowers were entered by exhibitors.

Minnesota Peony Society

Har-Mar Mall, Roseville, Minnesota, June 11-12, 1988

Court of Honor

GRAND CHAMPION — Old Faithful, won by Dr. Carl H. Klehm, So. Barrington, Illinois.

Best — Double white — Zella Dale — Greta M. Kessenich

Double blush — Hansina Brand — Alvin Sevald

Double dark pink — Princess Margaret — Greta M. Kessenich

Double red — Music Man — Alvin Sevald

Bomb, any color — Pink Lemonade — Klehm Nursery

Semi-double, any color — Miss America — Klehm Nursery

Single, any color — Sea Shell — Greta M. Kessenich

Japanese, any color — Evelyn Tibbitts — Klehm Nursery

Hybrid — double, any color — Old Faithful and GRAND CHAMPION— Dr. Carl H. Klehm

Semi-double, any color — Prairie Moon — Klehm Nursery

One bloom tree peony lutea — Alhambra — Klehm Nursery

— 19 —

HIS ACRES OF PEONIES PLEASE PASSERSBY

Ardyce Czuchna-Curl, Kalamazoo Gazette Correspondent, June 1, 1988

Kalamazoo, Michigan

Peonies are at their peak in Chris Laning's gardens this week. These spectacular flowers have been described as being like roses, but without thorns and twice as large.

Many American homes boast a peony bush or two in the front yard, but Chris Laning grows 2½ acres of the enormous, colorful flowers. The 70-year-old retired countertop maker has been interested in flowers all his life, but he didn't begin raising peonies until 1969. In 1981, when he gave up his "Countertops by Laning" business, he began devoting nearly full time to gardening.

Laning's yard at 553 West F Ave. contains some good-looking azaleas, wisteria, irises, lilacs and dogwood, and indoors he grows African violets. But peonies are his specialty.

Laning's peonies bloom in colorful profusion in his yard and at two additional sites, to the delight of backroad travelers in Alamo and Cooper townships. One site is one-half mile west of his home. Another site is at the corner of Sixth Street and G Avenue.

"I wanted to specialize," Laning said. "I selected the peony because not as many people have been working at propagating and reproducing them as have been working with lilies and irises.

"Viruses are a problem with the lilies, and there are more than 20,000 iris introductions. Peonies are slow at reproducing, but that doesn't bother me. Many people would rather grow petunias than peonies. They want instant gratification with flowers—like fast food."

Laning likes to fuss over his peonies, but they don't require it. "A peony's lifetime is 70-80 years. You'll often find them on abandoned sites where you'll find tumbled-down farmhouses. Peonies are hardy plants," he said.

Laning has developed two yellow fertile hybrid herbaceous peonies which he has named Sunny Boy and Sunny Girl. His next goal is to develop an orange-colored peony by crossing one of the yellows with a red-orange one. He's also working on a very dark purple variety. "There is no black peony yet," he said. Most peonies are white, yellow, pink or red.

The familiar peony has a colorful history. It was known from Siberia and the Pacific rim to ancient Rome. The showy blossoms graced gardens of temples and palaces in imperial China and Japan. At least 30 varieties were listed in Chinese nurserymen's catalogs by 1596.

"Monks were interested in peonies and planted them around monasteries and used them as gifts to their gods," Laning said.

In Europe, when people noted how hardy and immune to neglect the peony was, it became known as the poor man's flower.

Common in the United States from coast to coast and chosen as

the state flower of Indiana, peonies can be grown in most parts of the United States—except for the deep South, Laning reports. “They require the winter cold,” he said. In Kalamazoo, Laning’s blooms usually last about six weeks—from early May until near the end of June.

What does Laning do with the thousands of blossoms?

“So far I’ve taken bouquets to church, to nursing homes and given them to friends,” he said. “I haven’t got into marketing them yet. Eventually I suppose I’ll find someone to do that for me.”

Laning is on the board of directors of the American Peony Society, and he and his wife Lois edit “Paeonia,” a quarterly newsletter for the organization.

What does he do when he isn’t in the garden?

“I help with the dishes,” he said.

“MINE EYES HAVE SEEN THE GLORY . . .”

Gertrude Goddard, Dodge City, Kansas

Sincere and respectful apologies are presented to Julia Ward Howe who wrote the original lines. I challenge you to perceive any earthly sight more resplendent to the eyes of a fancier than the Tree Peony bloom season. My collection now numbers sixty-one which includes American and Japanese hybrids, one European and one I grew long ago from a seed. Needless to say, at bloom season much time was spent just walking from plant to plant in ecstatic indulgence. And invariably this phrase, which seemed to say it all kept recurring in my thoughts.

In 1988 spring bloom season was the most spectacular of any I have ever known. In this area some years we have in early spring an unseasonably warm period followed by the venting of the very wrath of Mother Nature in the form of a blizzard with snow and freezing ice which causes damage to the foliage and takes a toll of some of the developing buds; but this year we lucked out. Mother Nature was kind and we were spared this extreme of temperature changes with its mutilating results. The foliage was picture perfect, which in itself was a delight and the bloom was extensive and exceptional.

Mine is a corner city lot, and I enjoy many garden visitors—some especially invited. However, the side street is a favorite route of joggers and hikers, and many just passing by are attracted by the blooming flowers and stop to comment and to exchange pleasantries. Of course, if interest is apparent, they are invited to come in for a closer look and to share the astounding beauty of the flowers. A most enjoyable way to make new friends. “Tree peonies? I have never even heard of TREE peonies, but they are really magnificent. Are they difficult to grow?” Obviously not comments from A.P.S. members or avid readers of the many fine garden magazines, but how sad to know that so many are not growing and enjoying this beautiful artistic

plant. I am so smitten by them, and while the past season was outstanding, former ones have all been most satisfying and rewarding.

Words fail me. Their beauty is indescribable. Really, you have to actually see a tree peony to fully appreciate them. By writing of my delights and some of my experiences with them, hopefully someone somewhere will be responsive and while not having had experience with them will venture to invest in at least one. An investment in beauty for the rest of life! I ordered my first ones in 1948. At that time I had never even seen a tree peony, but I had read of them and had seen a few pictures and knew without a doubt that tree peonies I must have—a decision I have never regretted. Let me assure you after growing them and seeing them flower you will never want to be without them. They are without question the most truly magnificent flowers the border ever produces.

A long row of hybrid named lilacs along the street side forms a privacy hedge and makes a delightful backdrop for the Tree Peonies. An improvised walk three feet wide made of flat concrete blocks with an additional foot of space on each side makes for easy access and viewing and also hopefully inhibits the invasion of the lilac roots into the peony area. Now, I realize the dividing space should have been even wider. Double, single, Japanese and hybrid herbaceous peonies interplanted with bulbs and various other perennials make a very attractive border. A similar border also is planted across the back of the lot.

Peonies in the border, both tree and herbaceous, are a super plant throughout the year. In the spring the new growth is compatible with the spring flowering bulbs and is most interesting and so varied and colorful. How can a green plant make its entry into this world looking so red? Bloom season is magnificent and the peony foliage remains neat and green throughout the entire season giving the border an atmosphere of unity and stability. With the approach of fall's cooler weather, much of the foliage becomes colorful with golds, reds and purples, even giving the sumac competition for attention until finally cut down by heavy frost. Furthermore the plant can be depended upon to stay in place and not go roaming around encroaching on the territory allotted neighboring plants. Once planted, it stays put—a most dignified and dependable plant.

And now, let me tell you of some of the stars of '88.

HINODE SEKAI (World of the Rising Sun) bloomed first to open the season and what an opener! Years ago I ordered plants from the nursery of the late William Gratwick and received his price list annually. I would like to quote from a brochure received: "Since we find it difficult to describe the beauty and difference of these many kinds, we have decided to quote from the Japanese catalog which we used when we made our original importation. We were assured that every plant was 'recommendable with confidence to receive your appreciation,' and we do not hesitate to pass this assurance on to you." And to quote,

“HATSU HINODE (the Rising Sun) — wide awaking brilliant rosy carmine of crimped petals and large perfection, dwarf natured plant and earliest blooming.” No need to elaborate. It IS a low grower and I have it in the wrong place, but I am not about to disturb it. It is listed as “carmine-red” in the description, but it is not mentioned that it fairly glistens and beckons. It is a different shade of red. It is luminous, almost phosphorescent if indeed a flower could be termed such. It is not like any other red I have and I would have to say it gets top billing in the Japanese reds. I went to it many times that first day it was in bloom. It was irresistible. Wish it grew a bit taller or that I had had expertise enough to have planted it in front of a white one.

YAE ZAKURA (Host to the Cherry Blossom) “Very large and perfectly formed semi-double pure pink of really worthy varieties refined beauty”; **TAMA FUYO (Jewelled Lotus) “Lotus shaped flower of softy flesh colour. Early blooms fairest of all”;** and **SHU-JAKUMON (Gate of the Scarlet Sparrow) “Magnificently large and rare shaped, many double piling of inner petals. One of the most superior of pink flowers and famous variety.”** (All quotes are from the afore mentioned source. I so enjoy the Japanese names and the translations and the quotes are delightful). These three pinks planted together at the foot of a brick retaining wall, were loaded with bloom and were magnificent.

TAMA-SUDARE (Tracery of White Jade) “Pure white double, stupendously large size, luminous petals and famous varieties of old. Best among white flowers.” Standing there a bit apart from the others and offering the season’s reward of fourteen beautiful pristine white gorgeously perfect blooms—a thrilling sight. Strange I had never before noticed the red shadings on the foliage. A perfect combination and a truly glorious sight.

GABISAN (Mountain of the Arched Eyebrow) is a pure white semi-double of good substance with crinkly petals. Most whites have pure yellow centers but this one is most colorful with yellow, pale green, red and white all incorporated in the stamens and carpels. It is not the most prolific bloomer, but it has the gorgeous center which sets it apart from all other whites and I would not want to be without it, and it gave me eight lovely blooms.

KAMADA FUJI (Wisteria of Kamada) This is a most unusual color and one that definitely catches the eye. It is different from any other color in the garden, and there is no color like it in any of the peonies. It definitely is not the color of wisteria as I know it, but it could be the Ph of the soil in which it is grown could make a difference in the color. My soil is highly alkaline. It is a full double, a good performer, truly outstanding in the garden and invokes lots of comments from garden guests. I would say it is a pinkish-lavender with excellent foliage.

Those “lions,” namely, Jovial, White Tailed and Sacred Lion Dance put on a tremendous show virtually stealing the attention from

the less conspicuous contributors. HAKU JISHI (White Tailed Lion) pure white of great size, magnificent semi-double with beautiful yellow center; UKARE JISHI (Jovial Lion) immense single to semi-double, bright salmon pink with gorgeous center; KAGURA JISHI (Dance of the Sacred Lion) an enormous watermelon pink, semi-double with yellow-red center. All were very floriferous and had many admirers. Any or all would be a great addition to a collection.

YACHIYO TSUBAKI (Lion of Eternity) (Immortal Lion) is loved by everybody and should be in every collection; in fact, it is a good one to start a collection with, as it usually blooms at a young age, many times the first year after planting. At the time I bought it Louis Smirnow listed it in his catalog as "his favorite pink." It is easily identifiable as it has coral pink flowers, coral stems and bronze foliage which in the fall turns to a spectacularly colorful autumn delight. It is the most upright in growth habit of any I have and is a good bloomer.

Bright, loaded with bloom and dazzlingly beautiful were HODAI (Reign of Chinese Emperor) (Emperor's Reign) rose-red, full double, a good grower and TAIYO (The Sun) brilliant red, double, free bloomer and reportedly easy to grow in all parts of the country. Very conspicuous in the garden.

HANA KISOI (Floral Rivalry) an enormous light pink double is one favored by many and it is well deserving of its popularity, for it is a good strong grower, blooms freely and is most beautiful. RIMPO (Sacred Bird) a maroon double with yellow center is also highly favored. It is an unusual color; some call it purple, but to me it is dark red-violet. At least it can be said it is a sultry dark beauty, most desirable and considered a "must" by many.

L'ESPERANCE has beautiful primrose yellow fragrant blooms with a carmine blotch at the base. It blooms profusely and this year was a memorable picture with white spires of Dictamus growing nearby. It does have a fault however. It produces many of its blooms down in the foliage.

NAGOYA CASTLE — "Slender, tall and single petaled charming flowers of faintly golden, unutterable beauty." (The last of the quotes from the Japanese catalog, but I hope you will agree they have been lovely and worthy of repeating.) This is a very favorite of mine. I would say it is a semi-double, cream in color with carmine blotches. It is very photogenic. In 1987 being in an exposed location it suffered from the severe late blizzard we had and the foliage looked so burned and mutilated that I with my heart in my hand as well as my pruning shears cut most of the growth off to ground level. Last spring of 1988 in spite of this harsh treatment it had 27 stunning blooms and beautiful unblemished foliage. It is a lovely, delicate, hauntingly beautiful variety.

Exceeding all others in floriferousness was GAUGUIN a creation of the celebrated American hybridizer, Nassos Daphnis. It was so

named because the vivid exotic colors were suggestive of those used by this artist. Mr. Daphnis is also an artist. The year before GAUGUIN was put on the market an article introducing Mr. Daphnis appeared in the A.P.S. Bulletin (Number 187) in which he said of it, "The most exotic flower of them all. (The hybrids F 1). The color is like the sun bursting in flames." After seeing the flower, one cannot but agree. I have also enjoyed the description written by the late Leo J. Armatys: "GAUGUIN — basic yellow with prominent red veins, lipstick red edges, and a bold velvety maroon splash at the base of each petal . . . its outer petals demurely fluted, the inner tier heavily crinkled as though from the heat of the fiery center, with burly yellow stamens and green seed pods tipped red" (Bulletin No. 190). Definitely there is nothing wishy-washy about this vivid multicolored one. By actual count last spring, there were 151 striking blooms on this strong sturdy plant with its beautiful dark green foliage. Fantastic! Will this be par for production for this plant or will it go down in memory as a historic record breaker? Only time will tell.

ZEPHYRUS (God of the West Wind) also a Daphnis hybrid, planted in the fall of 1986, gave several magnificent blooms. What a beautiful creation! Surely no other can ever equal, much less excel, its handsomeness. I have never been more emotionally touched by the beauty of any flower it has been my privilege to see. I experienced a thrilling feeling of ecstasy just to be able to look upon it, much less possess anything so perfect and with such inexpressible lovely coloring. I invite you to do yourself a favor; refer to Bulletin No. 253 and on page 11 read of its origin. It is nothing short of miraculous, and I believe you will do as I do and stand in awe of it and agree that it is indeed something very special—a "charmed" flower. Imagine ONE seed from 800 flowers prepared and fertilized with this particular F 2 pollen and it germinated, grew and gave us this breathtakingly beautiful ZEPHYRUS. Later, Mr. Daphnis writes that it was calculated that the chances of this cross producing seed were 1 : 50,000. How fortunate we of posterity are. I do not hybridize; I do not even want to hybridize, but how very grateful I am to those dedicated ones who do! I hope they are mindful of the niche they have carved for themselves in Peony-dom and of the high esteem in which we regard them.

There are others all beautiful and all appealing and all desirable, but after a while the supply of superlative adjectives is exhausted and the comments seem repetitious. Also rather than whet the appetite of the uninitiated as was originally intended, perhaps instead too much has been offered resulting in overindulgence . . . indigestion.

I have not found tree peonies to be too selective in demanding a specific location or site in the garden. Most of us make do with what we have being limited by the area available to us. In addition to the borders, I have them planted near the foundations, at the foot of a retaining wall as well as smack dab right out in the open. I recall some-

one wrote, "Blue sky above and good drainage below." Good drainage is a must, but they do tolerate some shade, especially high shade. Or that is, with me they do. Of course our temperature sometimes gets quite high, and we do have a lot of sunshine. In shade the fragile blooms last longer, but perhaps the plant does not produce as many of them as in the open. Let us accept the fact that the bloom is magnificent but also very transient, so enjoy while we have it.

Proper planting is important. It is well to prepare a space 2'x2'x2'; this means excavate, and if the soil is questionable, replace it with good soil to which a generous amount of organic matter has been added. My soil is definitely questionable. After a depth of about four inches, there was yellow clay, which I have always suspected came from the bottom of the excavation for the basement. It must be improved. Compost and leaf mold are tops, but peat moss serves quite well. Humus or organic matter in the soil is essential, and no effort at altering the planting area after the plant is in place can make up for not doing it correctly in the beginning. Bonemeal and superphosphate can be mixed with the soil at planting time and placed in the lower part of the area. Just make sure it does not come in contact and touch the roots at planting time. Make the roots go down for it; they will, after the plant gets settled in and they start growing. Plant deep. The graft or the place where the scion and the root system are joined should be at least 4 inches below the ground level. Many nurseries indicate on the plant where the ground level should be. This deep planting encourages the plant to produce new growth from the underground root system.

"Proper planting and cleanliness make for the greatest success in peony growing." Remove the leaves and destroy after frost but do not compost them. Also if growing herbaceous, cut the stems off at ground level and destroy them, also. Mulch the first year after planting and from then on it is optional but not imperative. I do mulch as it conserves moisture and my aim is to return organic matter to the soil any time I can. Water well, deeply in dry weather, especially at the season when the plant will be forming new buds for the coming bloom season. While Botrytis has not been a problem, I do believe that an ounce of prevention is worth a pound of cure, so after the foliage is removed in the fall and destroyed, I sprinkle Bordeaux around over the base of all the plants. Then in the spring I spray a couple of times with a good fungicide and Isotox mix.

The season changes. Spring is past and summer is here. Borders have known three bursts of flamboyance; namely, the spring flowering bulbs with the crocus, the daffodils, tulips, fritillaria and allium along with the bleeding heart and phlox divicarta; the bearded, the Spuria and the Louisiana Iris and the peonies both the tree and the herbaceous which has included the doubles, the singles, the Japanese and the hybrids. All were beautiful, satisfying and pleasant to recall. The spent blooms have been removed, the peonies given their annual fertilization and the herbaceous pruned up slightly as the spent blooms

were cut. With the attractive background of peony foliage the borders look neat, green, lush and restful presenting a definite feeling of repose. Just a slight bit of color here and there—a late blooming rose, a flaming red or a pink annual poppy or the ethereal blue spires of an occasional clump of delphinium. A comfortable calm atmosphere conducive to rest and repose. But closer observation reveals activity; there is more to come—the companion plants. The hemerocallis are making flower scapes, the bulb lilies are growing tall, the liatris, the phlox, the hardy asters and the chrysanthemums are going all out growing, developing and preparing for their time of performance. They, too, will be beautiful and are eagerly anticipated, but the ecstatic exhilaration of the tree peony bloom season will remain unsurpassed. I assure you once you have enjoyed the tree peony bloom season, once your eyes have beheld their glory, life in the springtime without them would be perish the thought!

Gertrude Goddard, 909 Benton Blvd., Dodge City, Kansas 67801

POLLEN, PISTIL, AND POD

A QUESTION AND ANSWER COLUMN ABOUT PEONY HYBRIDIZING AND RELATED TOPICS, CONDUCTED BY BILL SEIDL (732 S. 19 STREET, MANITOWOC, WISCONSIN 54220) TO WHOM YOUR QUESTIONS SHOULD BE DIRECTED.

QUESTION 1: Shouldn't the title of your column be "Pollen, Pistil, and Carpel?" Yes — Since we are not talking sweet peas here, but then there goes the alliteration. Perhaps *follicle* would be even more precise. Dirr (Manual of Woody Landscape Plants, 3rd edition, 1983) defines *pod* (page 17) as a dehiscent fruit composed of one carpel that splits along two sutures. If it splits along one suture, it's a *follicle*, and he lists peony as one example. Since the carpels usually number three to five, the *compound fruit is called an aggregate of follicles* as in the genus *Magnolia* (page 20). I simply call it a *carpelhead*. The unripened fruit is an *ovary* but, in practice, most hybridizers refer to it even then as "carpel," as in "Does that flower have any carpels?"

QUESTION 2: I've got the seed (Sept. 1988) now what do I do? The easiest thing to do is to store the seed in paper bags, cool and dry. "Warm and dry" probably makes little difference. Then plant it outside in June-July (N. hemisphere) in drills like you would radishes, only deeper, about one inch. *Do not let the seedbed dry out, ever!* You can expect germination the following spring (1990). I use a mulch of grass clippings to help prevent drying out. Use more of the same or coarser material in the fall to prevent alternate freezing and thawing throughout the cold months. Partially remove or loosen it in early spring to allow new seedlings to push through. Use slug bait as necessary. Build a fence and/or a moat to keep out rabbits and other varmints.

QUESTION 3: Your answer above is unsatisfactory. (a) Why can't I plant the seed outside now and see new plants next spring (1989)? (b) or start them indoors for new plants next spring? You can plant now, but you should understand that peony seed has a *double dormancy*.

This does *not* necessarily mean it takes *two* winters (or cold stratifications) before seedlings appear, as I once mistakenly thought. It means that (1) root dormancy, RD, and (2) stem-leaf dormancy, SD, must be broken separately—and in that order. Three months of warm, moist conditions breaks RD; three months of cool, moist conditions breaks SD. A transition period of falling temperatures will initiate root germination if it does not begin during the warm period. The cool conditions must follow on the heels of the warm. If the root germinates and cool conditions do not soon follow, or continue, the roots will rot. This is not usually a problem with outdoor planting.

Concerning question 3a, if your fall season is long, roots will germinate, and in spring (1989) you will be pleased by the emergence of the red stem-leaf sprouts. (It will take 4-5 years to bloom, and initial bloom may not be indicative of the plant's potential, especially as regards doubling.) In more northerly climates the fall season is often not warm enough, long enough, to break RD. Planting very fresh seed promptly is important; fresh seed has a shallow dormancy and will root in less time. But seed picked too "green" will rot if planted promptly. (Some seed is cream changing to brown on maturity; others are red changing to gunmetal gray or black.) Early-ripening seed (*tenuifolia* and early hybrids) may be available in time for successful fall planting. Shrub ("tree") seed may be too late. Shrubaceous seed (herbaceous x shrub) is often ruptured and therefore should be planted in fall since it would dry and shrivel to nothing during winter storage. a 10% Clorox bath would be helpful for these seeds especially, if not for others as well. In the north, one can lengthen the season with use of plastic mulch, or plastic over dry marsh hay, also heating cables and coldframes. When these measures fail or are not attempted, the seed often lies dormant in the ground and you'll be back to square one, the method explained in question 2. The seed will have been merely stored in the ground over winter instead of paper bags indoors.

Concerning question 3b, indoor germination. Pages could be written about all the pitfalls and time-consuming tasks involved in this method. Being a timely question, I shall attempt an abbreviated answer. Try to duplicate the conditions of fall and winter, except avoid freezing. I make use of a walk-in coldroom or fruit-cellar—a converted cistern with a cold-air duct to the outside. The temperatures drop into the 40's mostly, 30's for short durations. Normal refrigerator temps are generally too continuously cold, unless you use a separate one just for seed germination. Methods vary. I've evolved the following:

Place fresh seed in moist peatmoss in Zip-loc storage bags and hold at room temp for about eight weeks; then drop 5-10 degrees at two week intervals, finally to "permanent" coldroom temps. As the seeds begin to root, pick them out and transfer to moist vermiculite and hold in the coldroom. Those that don't root but remain firm are saved for next year. I've had some root in their fourth year. The transferred, rooting seeds may be one to a styrofoam cup or several of the same cross in a larger container. I usually orient with the new root

downward, but they can be simply placed on top of the vermiculite. To prevent drying out, set these containers in larger ones with water on the bottom, and enclose in plastic bags. After sufficient cold, tiny stem-leaf buds will appear. When these begin to elongate rapidly, about an inch in length (they're called *plumules*), transfer to individual pots of moist soil-perlite mix in a warm, light environment. This is the crucial period when months of waiting can be undone. Plants easily die from failure to adjust to their new environment. They must survive changes from dark to light, cool to warm, constantly moist to alternately dry-moist medium, near-sterile to fungus-laden conditions, high to lower humidity. Use every common-sense method you can to make these changes less sudden or drastic. If you can plant directly outside, I'd do so. Here, plumules often develop in March, necessitating two months of pot culture before outdoor planting. This is another change for the plant. Try to harden off the plants first; also provide shade for awhile, especially on the hottest days.

HOW HARDY ARE PEONIES?

John Cote, Jr., Connecticut

A most unusual event took place in 1987 in the Heirloom patch which is confusing, and I have been wondering what was happening in the peonies. In 1980 I ordered three tree peonies from a well-known respected peony grower with some other herbaceous plants. Two of the three plants had excellent growth, are still growing and blooming. The other one, a yellow died, so the next season I wrote the grower about it. His answer was to wait another year and sometimes it would take two years for a grafted to send up a plant. The next year passed and no peony, so I dug and sent the rotted stub and stem and remains of the nurse root. He replaced the plant immediately and guaranteed that it would survive. In the fall I planted it and once again nothing happened. The story repeated itself, and as I had just started with tree peonies, I thought that my ground was not suitable for yellow tree peonies. The other two tree peonies were doing great, but after having two yellows die, I just forgot about them and felt that the grower had fulfilled his promise in replacing it. Going back for a third time was just too much to ask, so I charged it up to experience.

In the spring of 1987, while mowing on the outer edge of the heirloom patch, I noticed a tree peony growing among the tall weeds. Not remembering anything about any peony being in that area, I cultivated around it and kept my eye on it, all the time wondering where it had come from. It bloomed in 1987, and it was a beautiful dark yellow, ruffled picoted edge or red. Checking back through my records to find out what it was, I came across a note stating that this was a replacement tree peony for Age of Gold that I had ordered seven years ago. The grower had kept his word, "I guarantee it will survive." It did survive, but being impatient, I dug and threw. Now five years

elapsed and then comes a tree peony with one stem and one bloom—out in the tall weeds.

Bill Seidl has a logical explanation for this grafted tree peony. The grafted tree peony died down to one live but very small and dormant eye, and it took 5-6 years for the herbaceous root to nurture that eye to proper size for growth. The name of this tree peony according to the order and tag, is Roman Gold replacing Age of Gold, as the grower was out of Age of Gold stock that year.

“Don’t give up on your first year planting of grafted tree peonies.”

Many times I have read in the Bulletin about someone buying another garden, a gift of peonies or peonies handed down by a relative. the names of the peonies were lost or perhaps the names were not recorded or did not mean very much in the early day, where peonies were grown for beauty and not commercial purposes. My heirloom patch is in an area set aside from my named varieties of tree and herbaceous peonies. It is the heirloom peonies that bring to mind beautiful and lasting memories. With these memories in mind, I tell you about “Elsie.”

“**ELSIE**” MRS. ELSIE MAURICE, 93, wife of Everett Maurice passed away last week. She was born September 30, 1894, the daughter of George and Mary (Smith) Adams.

Just a few words on the local obituary column in the weekly paper. Ordinary people would just glance at this obit and continue with their reading. Others would pause and the warm coals of memory would flame into remembrance with the name “**ELSIE**.”

Persons like me immediately think of the **HEIRLOOM PATCH** and the different **BI-COLORS** that are now awaiting spring in the peony patch. This year when they will once again bloom they will bring me a sweet but sad memory of a lady named **ELSIE** and the effect she had on our lives when we were first married back in '47. Though Elsie may be gone, she will not be forgotten. Her favorite peonies that she gave me some years ago, will continue to grow and bloom along with peonies of other, departed friends in my Heirloom patch.

Not knowing the original name I merely call them by a garden name Elsie, with a sub descriptive name indicating the color. One is named *elsie pink on pink, elsie pink on rose, elsie white on rose*. They are anemone, Jap type with outer petals one color and the inner petals a different one. Hence the adding of rose, white and pink denoting the color of the outer petals first.

Due to the kindness of the Maurices, when we first married and became their neighbors and when I had re-enlisted in the U.S. Navy for another hitch, we came to know the Maurices as very good friends with no children. Being newly married, they more or less adopted us and Elsie was always helpful to my new wife. Elsie’s pride and joy were her **IRISES** and **peonies**. She was always busy in her border and flower

garden, and it was a showplace of flowers in season. Not even her husband Everett touched her flowers but took care of his vegetables and vines. Both the Irises and peonies were lovely in bloom and her pride and joy.

The Maurices were our first real neighbors and proved so as time went on. Why Everett even helped build my home by shingling, painting, etc., just being neighborly, accepting no pay. As I was still in the Navy and operating from the Sub Base, I spent much time at sea, so it was Elsie, in her kind and neighborly way spent much time with my wife and baby John.

When we finally moved to our permanent home in Brooklyn, about 30 miles away, it was then she gave me some of her treasured peonies for remembrance. I appreciated her kind gesture, and every time they bloomed I always thought of her and Everett.

Now that they both are gone, I will have a treasured memory of our first neighbors back in '47 when we started out as a young couple and were lucky to have the *MAURICES* as our friends and neighbors. Such is the value of my (HEIRLOOM) patch which more and more brings back sweet memories to me as *time passes on and friends of old continue onwards* on the journey that we all will someday take.

From the Peony Manual

Written by Rev. C.S. Harrison about 1907.

Mr. Harrison was the author of several Peony Manuals, Charter member of the American Peony Society. In 1912 he was made Honorary Member of the Society. He personally grew acres of peonies in Nebraska, was a student of the peony.

Classification

We have spent much time in the endeavor to search out the original varieties of this flower. From the number we judge that there is yet great room for progress, and perhaps we have only just begun with our hybridizing. By permission I quote from J. W. Manning, in "American Gardening," of March 5th, for which I tender grateful acknowledgment:

"Until the forthcoming peony list of the American Peony Society is published, I believe quotation of variety names should be used with great care, and believe that the best interest may be served by giving the following list of species and their distinctive characters:

Peonia Albiflora, PALLAS. A Siberian species introduced about 1756, and one of the forerunners of the hybrid herbaceous forms, two to three feet high, with deep, rich green, often veined red leaflets, and bearing clusters of three or more very large, broad, overlapping petaled white to light pink single flowers, and showing globular masses of golden anthers in the center of each. June. Reevesiana, Fragrans, Whitleyi and Festiva show close affinity to this species.

Peonia Anomala, LINN. From Europe and Asia, with finely dissected, smooth foliage. Solitary, single, bright crimson flowers, and distinct in the large size of the petals and the peculiar com-

pound, leaflike sepals. Two feet. May. Its varieties, *Insignis*, *Peter Barr*, *Smoutti* and *Intermedia* are now recognized, being more distinct in the character of foliage than otherwise.

Peonia Arietina, ANDERS. A tall South European species, distinct in the stems, being hairy toward the top; the foliage quite glaucous and downy beneath. The flowers are large, dark red and solitary, and the seed pods are prominently covered with hairs. The varieties range through shades of pink and red.

Peonia Browni, DOUGL. A Northwest American dwarf species, with glaucous foliage and dull, brownish-red flowers, borne on re-curved stems.

Peonia Broteri, BOISS AND REUT. An early-blooming, European species, similar in foliage and habit to *Peonia Officinalis*, with red flowers varying to white.

Peonia Coccinea. A reported species in the Royal Botanical Gardens at Glasnevin.

Peonia Corallina, RETZ. Asia Minor. A vigorous species, two to three feet high, with dark green foliage, the lower leaves of which are only twice divided. Bright, crimson flowers, with short, rounded petals and seed vessels of a bright red color.

Peonia Coriacea. BOISS. Similar to *Peonia Albiflora*, with even broader leaflets, bright crimson flowers, purple stigmas and smooth seed vessels.

Peonia Corsica, SIEBER. Closely related to, if not the same as, the last.

Peonia Decora, ANDERS. From Southern Europe. A close species to *Peonia Arietina*, with peculiar horizontal foliage diminishing toward top of the stems, which are two to three feet high. The crimson flowers are small, with few narrow and small petals. *Pallasii*, with narrow leaflets, and *Elatior*, with broadly oblong leaflets, are recognized varieties.

Peonia Emodi, WALL. A Himalayan species, two to three feet high, closely related to *Peonia Anomala*, with smooth, finely cut foliage, pale beneath. Flowers pure white, borne in clusters of four or more.

Peonia Humilis, RETZ. A French species of low growth, with somewhat velvety foliage, and with bright red flowers on short stems, and borne in clusters of three or more, with smooth seed pods.

Peonia Lutea. Recently discovered species from Yunnan, and introduced by Abbe Delavay, growing about two feet high and bearing small, bright yellow flowers. The plant is somewhat shrubby in habit, and allied to *Peonia Moutan*. Not sufficiently tested as yet as to its hardihood.

Peonia Microcarpa, BOISS AND REUT. Closely allied to *P. Humilis*, with even dwarfer habit and more downy foliage. Presumably a native of France.

Peonia Mollis, ANDERS. A dwarf Siberian species, with dark green upper surface foliage, and distinctly glaucous and velvet below. Flowers pink or red, and borne singly.

Peonia Moutan, SIMS. The well-known Tree Peony, a native of China.

Peonia Officinalis, LINN. The oldest cultivated species, first grown in 1548, with dark green foliage above, pale green beneath, growing two to three feet high and producing single, dark crimson flowers, and with re-curved crimson stigmas. Early blooming, and a parent of many double anemone-flowered and semi-double varie-

ties. A native of Europe.

Peonia Paradoxa, ANDERS. A very dwarf, almost tufted, Turkish species, with three-lobed incised foliage and purplish red flowers borne singly, and with seed vessels closely pressed together. There is a variety, *Fimbriata*, with double purple flowers and projecting purple stamens.

Peonia Peregrina, MILL. An European species, similar to *Peonia Officinalis*, but with very smooth, deep green foliage above, pale green, hairy beneath. Flowers bright crimson. This has given rise to two double forms and a number of varieties with single whorls of petals.

Peonia Obovata, MAXIM. A little known species, with "lower leaves not more than twice ternate; flowers large, red-purple, and glabrous seed vessels."

Peonia Pubens, SIMS. Allied to *Peonia Arietina*. Leaves hairy below, margins red.

Peonia Russi, BIVONI. A Sicilian and French species varying from *Peonia Corallina* in decidedly hairy undersurface of foliage.

Peonia Sessiliflora, SIMS. Nearly related to *Peonia Mollis*; very low, flowers short-stemmed, pure white.

Peonia Triternata (*Daurica*), PALLAS. Three feet. Differs only from *Peonia Corallina* in the rounded leaves, greener stems and rose-colored flowers. A native of Caucasus.

Peonia Sibirica. A little known species in the Glasnevin Royal Botanic Garden list.

Peonia Tenuifolia, LINN. A Caucasus species eighteen inches high, with light, soft green, very finely divided foliage, and dark crimson, yellow anthered flowers and spirally recurved stigma. The earliest blooming species. There are double and semi-double types of this.

Peonia Wittmanniana, STEV. A Caucasian and north Persian species about two feet high, with coarsely divided dark green foliage, downy beneath and bearing showy, incurved, pale yellow flowers, one to a stem. Rare.

Information from William J. Seidl, Manitowoc, Wisconsin

LACTIFLORA. Also called "Chinese peony," these are herbaceous plants and are the most widely grown peony. Its color range is white-pink-red (no yellows). There are five flower forms but doubles are so common that many people are unaware of other forms: single, semi-double, bomb, and Japanese.

HERBACEOUS HYBRID. Although the dominant herbaceous species is lactiflora, other species exist and, when bred with each other and with lactiflora, give rise to hybrids. New traits obtained are earliness, various foliage types, and colors of pale yellow, salmon, hotter pinks, more orangy-reds.

P. TENUIFOLIA SPECIES. Fernleaf peony. Very lacy, finely-cut foliage. Has single or double red flowers. Very early to bloom; dwarf.

P. TENUIFOLIA HYBRIDS. The first generation has finely-cut leaves, though not as lacy as the species.

JAPANESE FORM. In certain lactiflora and herbaceous hybrid peonies, the flower form is described as "Japanese" or "anemone." This form consists of a collar or larger petals surrounding a tuft of smaller petals or stamenodes—stamens partially converted to petals. These are often yellow or cream in color.

TREE, JAPANESE. "Japanese" refers to the selections of the species *P. suffruticosa* developed by breeders in Japan. Their color range is white, pink, red, and lavender-purple; no yellows. Also called "Moutan." Originally grown and developed in ancient times by the Chinese, who called it the "King of Flowers."

TREE HYBRID (woody shrubs) hybrids result from crossing a small yellow species, *lutea*, with the much larger and highly developed *suffruticosa* varieties. Often called "lutea hybrids," they may not necessarily be yellow depending on the color inherited from the other parent. First bred by the Lemoine nursery, France, 1890's to 1930's.

P. SUFFRUTICOSA, tree peony species. Woody plants, in colors white, pink, red; flowers single to double.

REGISTRATIONS

IVORY TREASURE (Roy G. Klehm) June 15, 1988

Seedling #107H. Anemone hybrid. Parentage, line bred Bowl of Cream. First bloomed 1974.

White/gold exotic, fantastically colored and formed anemone peony. It is reliable, ample amount of bloom with good substance. A fragrant flower, 28-30" in height, strong stems, luxuriant deep green foliage. It has a large flower with seeds, no pollen, no stamens. Mid-season bloom.

IVORY VICTORY (Roy G. Klehm) June 15, 1988

Seedling #121L. Double lactiflora, Parentage, 932H x Bowl of Cream. First bloomed 1969.

White/ivory double, with peek-a-boo petaloides; very floriferous. A good cut flower or garden plant. Good substance, stamens, pollen, no seeds, fragrant, reliable with good amount of bloom. 28" height, good strong stems, mid-season bloom, good vigor and foliage. Named in honor of The Victory Gardens Horticulture programs.

HONEY 'N CREAM (Roy G. Klehm) June 3, 1988

Seedling #107P. Japanese lactiflora. Parentage, line bred Bowl of Cream F3. First bloomed 1974.

White with gold center, cream white rounded double row of guard petals frames large center of honey-yellow stamenoides. A large showy bloom, with good substance, reliable, no pollen, fragrant, and it does have seeds. Height 31" with excellent stem strength and lush green foliage.

PINK PARASOL SURPRISE (Roy G. Klehm) June 3, 1988

Seedling number lost. Parentage lost. Bomb, lactiflora. First year bloomed 1972.

Peach, pink, cream and yellow. A most unusual flower form being bomb type with center tufts of petals above the staminoides. These parasol tufts match the light pink guard petals and contrast nicely with the soft creamy yellow center staminoids. Very fragrant, no pollen, seeds or stamens. 30" in height, good stem strength, early bloom, reliable, a vigorous plant.

PRINCESS BRIDE (Roy G. Klehm) June 3, 1988

Seedling #110K. Parentage, line bred Bowl of Cream. First bloomed 1968

Pure white bomb, with large, rounded and cupped guard petals that hold a looser but pure white center ball of petals. Total flower is pure white set on good lush green foliage. Good stem strength, 28" in height, blooms early. Fragrant, no seeds, pollen or stamens.

GRETA MAY (Roger Anderson, Fort Atkinson, Wisconsin) July 11, 1988

Seedling #I 83-16. Itoh hybrid. Parentage, single white lactiflora seedling x A 198. First bloomed 1986.

The color is somewhere between fuchsia and lavender. 24 to 28 inch plant with dark green foliage, lasting until late fall. Three blooms per stem with 4 to 6 inch flowers. No seed or pollen. Flat form, stamens, reliable and good substance. A vigorous grower with strong stems. Named for our Secretary, Greta May Kessenich.

GROWING TIPS

The following article from the Atlanta Journal and Constitution was contributed for the Bulletin by Thomas Eubanks, Sr., Fayetteville, Georgia. It was written by Martha Tate, a native of Palmetto, Ga., an avid gardener who now lives in Atlanta, about one of Georgia's distinguished gardeners, Mrs. Berma Abercrombie, to whom she respectfully bestows the title of "Flower-Grower Emeritus." Mrs. Abercrombie, of Fulton County, for more than eight decades (she is now 86) has done about everything there is to do with flowers.

Next, I turned to the famous peonies. "Are they really over a hundred years old?" I asked.

"Oh, yes," she said. "I took every one Maurice's [her husband] grandmother had at her home in Douglasville and moved them first to West End, then here where they've been for over 40 years." Then she added with a laugh, "But as a rule, I don't recommend moving peonies more than once every 50 years!"

Here are some growing tips from Mrs. Abercrombie:

PEONIES:

In the fall, dig a hole a good 18-inches deep, working in cow manure, wood ashes or bone meal and very little other fertilizer. Mix in some humus (compost) and dig in real well. Fill almost to the top with good garden soil, and plant peony roots so they are just barely covered. Tamp well.

Every year in the spring, just as the red pips are beginning to show, make a tiny trench around the plant (not touching it), then sprinkle in some copper sulfate, about 1 tablespoonful will do, and then cover the trench. This will prevent bud blight (when buds come on the plant but don't open).

In the fall after the stalks have died down, cut them off to the ground, remove them and haul them away. Do not throw them on the compost pile because any diseases will be in the stem. Then take some sifted hardwood ashes from the fireplace and work them in around the plant. Never mulch peonies!

Some peonies that will grow well here: *Festiva Maxima* (white double with red blotch), *Mons. Jules Elie* (pink double), *La Perle* (deeper pink) and *Seashell* (a beautiful single pink—but if it is going to rain, pick the bloom and enjoy it cut). Although I am not partial to reds, *Big Ben* is a good one to grow in the South.

We are talking about the outermost limit for peonies. Be sure to plant early or midseason varieties. Peonies love the cold, and you can't plant them too shallow around here.

DAYLILIES:

I like to plant daylilies in late August or September, but they can be planted in the spring. I put a lot of sand and manure in the beds, mixing well. Next, I dig a good 12-inch hole and fill it with water.

After the water sinks in, put in top soil nearly to ground level; spread the roots out and cover, tamping well. Remember not to put too much water on top of the plant or it may rot.

In the evenings in summer, I snap off each day's bloom and take it out of the garden. As soon as the scape is bloomed out, cut it off as close to the ground as you can.

When it turns cool in the fall, I fertilize with cow manure and cut the plants back to about 12 inches. Daylilies should be taken up and divided every three years.

DAFFODILS:

Always start with good, healthy bulbs. No matter where you get them, treat them first with Benlate to prevent basal rot (I use one tablespoon Benlate to three gallons of water). Soak the bulbs at least three hours, then lay them out to dry.

Your soil must be well-drained; daffodil bulbs can't stand water. Work 1 teaspoon of super phosphate into the soil, then put sand at the

bottom of the hole.

Put the bulb down, then add more sand to cover before adding soil. The distance from the top of the bulb to the surface should be three inches.

Never plant earlier than the first of October, and then only if the ground is cold. If planted in warm soil, the bulbs will rot, especially if it rains. If it doesn't rain for a week after planting, water well to start root growth.

Daffodils need a lot of potash. I use hardwood ashes that I sift and put on the beds in the fall.

PEONIES AS CUT FLOWERS FOR YOUR HOME ENJOYMENT

Greta Kessenich

The peony has many advantages as a cut flower. The blooming date of the peony has been extended from the early bloom of the tree peony, to the hybrid and on to the bloom of the herbaceous. There are times during this period that we know of festivities far in advance and would like to have some of the beautiful peonies at the particular gathering. If the peony is properly handled, it may be stored for a month and then used for decorative purposes.

In cutting peonies for future bloom, the cutting stage of the buds should be taken into consideration as to the length of time you want to keep them. The longer the time for the date of usage, the tighter the bud should be; if only for a week or two, the bud should be on its way to the opening stage.

In cutting hybrids, cut when the bud is showing stronger color, although the bud will still be firm. Doubles are cut when the buds are enlarged and soft to the gentle pressure of the fingers, or when partially open. When cutting, not every bud will be waiting for you to cut at the proper time. This takes some experience, and you must practice and learn this art of cutting and handling the peony. When you take peonies in the house for your enjoyment, cut them in this bud stage and watch them open. They will unfold and the beautiful natural color can be seen.

Once the buds are cut, here are two tips that are easy to follow. Don Hollingsworth saves all the plastic bags that the newsboy slips over the newspaper in inclement weather. They are long and will hold many peony buds. Strip the leaves from the stems and fill this plastic bag. Then rubber-band the stems, closing the bag.

Myron Bigger wraps bundles of twelve in white butcher paper without closing the ends.

Take the bundle of buds and lay flat on a shelf in your refrigerator. Many bags can be packed tightly, as that shelf will accommodate many buds. No harm to the flower that is to be, as you are handling buds now.

An old refrigerator is ideal, with temperature around 38-40

degrees, the kind we always had to defrost, but if you are not so fortunate to have one, use your frost-free, but I suggest those plastic bags be wrapped in newspaper. Just make do with what you have.

This year the Minnesota show was the 12th of June. I had my two old refrigerators full of bagged peony buds in water for exhibition on the show tables. Then came a request for peony bloom for a wedding. So I began cutting buds and storing them on shelves, using the plastic bags, wrapping each bundle with a sheet of newspaper, and they all went into the frost-free refrigerator—all 200 buds. They had to be stored for two weeks. The peonies were used in making a large arch for a lawn wedding. You will note that these peonies were packed dry, but when taken from the bags, one-fourth inch was cut off the stem at a slant with a sharp knife and put in water; buds then begin to open.

Enjoy your peonies.

THE ANNUAL MEETING AND BANQUET

The annual meeting and banquet were held at the Phil Johnson's restaurant at Waukegan Road, Northbrook, Illinois, June 4, 1988 at 7:00 p.m.

Promptly at 7:00 p.m. the dining hall was filled to capacity with members of the American Peony Society.

Serving of the dinner began immediately, with Chris Laning delivering the invocation. Roy Klehm welcomed all people present, then Don Hollingsworth asked that every member introduce themselves and give the name of their state.

Immediately after the banquet, the business meeting began with nominations read for members of the Board of Directors for the following three years. The names of Joseph Glocka, Myron D. Bigger, Dr. Maynard Dewey, Edward Lee Michau and Greta Kessenich were placed in nomination for another three year term. The name of Lois Klehm was also placed in nomination for the retiring member. President Hollingsworth asked for any nominations from the floor. There being none, a motion was made, seconded and unanimously voted that all nominees be elected.

The financial report and the report of business activities for 1987-1988 was passed to all members. President Hollingsworth talked of the financial report in detail. The report was accepted as presented.

At this time the Court of Honor flowers and their exhibitors were read to the members.

President Hollingsworth then called for any new business that should be brought up at this time, also any old business. There being none, the business meeting was closed.

Roy Klehm had asked to be retired from the Board of Directors this year. He had served many years in this capacity as a director as well as President and Vice President. He took over as President when

the Society was at its low ebb. He has supported the Society in all activities and is one of the stalwarts of the organization. He has always stood by ready to assist in every capacity.

In honoring Roy for his support, for his devotion and leadership, Director Emeritus has been established by the Board of Directors and this honor was awarded him with full rights given that of an active Director.

It was at this time that President Hollingsworth awarded Roy with an appropriate plaque of Director Emeritus from the American Peony Society, in recognition of the devoted service he has given over the many years.

The auction of peony roots, etc., is always a big part of the evening meeting as peony roots are donated by the members. This year there were many potted tree peonies from the Klehm Nursery, specimen tree peony plants from the Reath Nursery, as well as other members donations of the new, the old, the hard-to-find peony roots of both herbaceous and hybrids. Roy Klehm was the auctioneer. The bidding was lively as every root, every hosta plant and perennial was a variety of special interest. He personally donated beautiful gardening books on the growing of various perennials and shrubs. These were in demand. It was an evening of good fellowship. We thank Roy for helping to make this a very cheerful and remembered convention of 1988.

MEETING OF THE BOARD OF DIRECTORS

CHICAGO BOTANIC GARDEN, GLENCOE, ILLINOIS

JUNE 5, 1988

The Board of Directors meeting was held in one of the adjoining rooms of Exhibition Hall. The Directors present were: Chris Laning, Michigan; Robert Schmidt, Ohio; W.G. Sindt, Minnesota; Maynard Dewey, New York; Edward Lee Michau, Kansas; Joseph Glocka, Wisconsin; Dr. David Reath, Michigan; Dr. Kent Crossley, Minnesota; Don Hollingsworth, Missouri; and Greta Kessenich, Secretary, Minnesota.

The meeting was brought to order by President Don Hollingsworth. He called for the reading of the minutes. Since they were published and read in the 1987 Bulletin, a motion was made for acceptance. The minutes were approved.

The first order of business was to elect officers for the following year 1989. A motion was made and seconded, unanimously approved that Dr. Kent Crossley would serve as President, Robert F. Schmidt, Vice President, Greta M. Kessenich, Secretary/Treasurer.

A discussion followed regarding the dates of the convention site for 1989. The convention will be at Janesville, Wisconsin, June 2-3-4. More detailed information in a later issue of the Bulletin.

Kingwood Center, Mansfield, Ohio, June 8-9-10, 1990.

At this time the Gold Medal peony was discussed. Peonies

presently under consideration are: **Roselette, Moon River, Hana Kisoi, Black Pirate, High Noon, Sea Shell, Shentenchi and Peony America.** **P. Paula Fay** was introduced and was awarded the gold medal for 1988.

The seedling class is always one of interest. After a lengthy discussion it was decided that a place be reserved on the Court of Honor for the best seedling exhibited that particular year. It should be brought forward by the seedling committee.

The required amount of money to purchase exhibition bottles for show purposes was approved unanimously.

An embroidered cloth logo of the seal of the American Peony Society was brought up for discussion. Joe Glocka will inquire as to prices and all details and forward to the Secretary.

There being no further business to be transacted, the meeting was adjourned at 10:30 A.M.

Greta M. Kessenich
Secretary/Treasurer

REPORTING 1987-1988

We celebrate our 85th anniversary with a successful year, with more interest in peonies, increase in membership, a good financial report and the completion of a new peony book.

Last June, the Board of Directors approved money for a full-color American Tree Peony book, to be published. The book is now completed. It consists entirely of American Tree Peony flowers in color, including history and culture of the tree peony. Not only does the book show the color of the flowers but also the name and description which adds to our continuing accuracy in nomenclature. The identity of the tree peony flowers featured have been established for all time.

In November, a letter was sent to the membership as a reminder for payment of dues for 1988. It is because of your interest and response that we can issue this favorable report and meet all commitments.

Our expenses have been heavy this year, in the publishing of our new book and with office expenditures but the income over the same period of time has been most satisfactory.

In reference to the financial report, that in itself tells you of the activity of this office, with the sale of books, the publishing of the bulletins, and other services, in addition to our daily work with the membership.

All bills are paid in full. All money listed is in the savings account with interest at the going rate. A sizable checking account is always maintained for current expenses.

Greta M. Kessenich
Secretary/Treasurer

FINANCIAL STATEMENT

June 1, 1987 - June 1, 1988

Balance on Hand June 1, 1987 \$66,667.11

Receipts:

Membership Dues	\$ 6,995.32
Advertising	615.00
Rent: Colored Slides	42.00
A.P.S. Auction	939.61
Registration Nomenclature	67.50
	8,659.43

Publications

Bulletins	238.16
Handbooks	1,754.65
“The Peonies”	388.50
History of Peonies and their Originations ...	400.00
Book A.P.S. “75 Years”	353.50
Book, Peonies 1976-1986	430.00
	3,564.81

Interest on Savings

	3,808.00
--	----------

Total Receipts	\$16,032.24
	\$82,699.35

Disbursements:

Publications — Four bulletins:

June, September, December, March ...	\$ 3,892.00
American Peony Society Postage	1,561.94
Office Supplies	781.97
Exhibitions	298.00
Printing	12,375.00
Miscellaneous	15.50
	18,924.41

Total Disbursements	\$18,924.41
----------------------------------	--------------------

Balance on Hand June 1, 1988	\$63,774.94
---	--------------------

Greta M. Kessenich

Letters

A Blight Problem — Any Answers?

Mr. Nicholas Friend of 7951 Emerald, Sunnyside, Washington 98944, has a problem with some of his peonies and would like peony people in the know to tell him just what is the cause and how to take care of it. Mr. Friend is in the cut flower business with 4½ acres of peonies. "Some plants come up healthy and strong, but the latter part of June or the first of July, a blight seems to strike some, and part of the plant withers in no time, but the following year the plants come up again and the same thing occurs, which weakens the plant. Some ten-year-old plants are dead in a year; the whole root system is brown and rotted. This disease does spread to near-by plants. Sarah Bernhardt seems to be affected by this problem more than some other varieties.

"It is not botrytis. I have used copper and benlate without results."

If anyone knows the answer to this problem, write directly either to Mr. Friend or the Bulletin. —Editor.

Peonies Hosta Iris Daylilies Perennials



Busse Gardens

"The Minnesota Perennial People"

RT. 2 BOX 238

COKATO, MINNESOTA 55321 (612) 286-2654

Catalog \$2.00 - Deduct on First Order

Calendula

We specialize in **antiquarian books** on gardening, garden design, floriculture, pomology, olericulture and related subjects. Catalogue available upon request. Please indicate area interested and code (peony).

Calendula

RR #2, Puslinch, Ontario NOB 2J0, Canada

PEDIGREE PEONY SEED FOR SALE

All hand-pollinated but not bagged; therefore pollen parent not guaranteed. Plant outside in early to mid summer; never let seedbed dry out. Expect germination in spring, 1990; 4-5 years to bloom. Seeds with a pedigree are more likely to yield seedlings of higher overall quality than open-pollinated seeds.

HERBACEOUS (LACTIFLORA)

No crosses were made due to drought.

HERBACEOUS HYBRIDS, 10 seeds/\$1

Tenui hybrids derived from LADDIE; expect single reds. Diploid??

Lobata (peregrina) hybrids: lobata X GOOD CHEER.
Tetraploids.

Coral/salmon shades: Advanced tets X GOOD CHEER.

SHRUB (SUFFRUTICOSA), 10/\$2

ROCK'S VARIETY X moutan cultivars.

SHRUB HYBRIDS, 10/\$20

Mostly blends using seedlings of CHINESE DRAGON; not necessarily yellow. Rare!

Add \$1 for postage and handling (\$2 overseas). Seeds sent DEC-JAN (S. hemisphere), JAN-MAR elsewhere. Order from ad; indicate 2nd choices. Also have trial seed of Hemerocallis and Magnolia (kobus types) as extras, if desired.

WILLIAM J. SEIDL
732 South 19 Street
Manitowoc, Wisconsin 54220
USA

Virginia-Grown Peony Roots

A FEW OLD FAVORITES FOR FALL DELIVERY

3+ Eyes per Root

**FESTIVA MAXIMA — M. JULES ELIE
KRINKLED WHITE**

\$5.00 Each

Postpaid in Continental U.S. — Minimum Order 2 Roots

Cash/Check with order please — No plastic

NO SALES TO VIRGINIA RESIDENTS

No orders accepted after Oct. 15, 1988


GRANVILLE HALL

Rt. 6, Box 7365

Gloucester, VA 23061

Tel. 804-693-3919

**Our multi-staggered holes will improve
your greenhouse environment**



Unlike conventional Poly Duct Tubing we have developed a uniquely staggered hole pattern that improves circulation and ventilation throughout your structure, including the corners. The result is more exact temperature, humidity control and better growth.

Our staggered hole pattern creates a greater turbulence that increases circulation. This gives a better air mix by distributing the air in several directions at one time.

Just as important, our multi-staggered hole punching costs no more than conventional punching, and it's available in 16" - 37" diameters.

This same tubing is also available in longer lasting ULTRA VIOLET stabilized poly, which requires less frequent replacement. ULTRA VIOLET tubing is used wherever a longer lasting tube is needed, and is now the most desired tube for greenhouse applications. It's available in 8", 12", 18", 24", 25" and 30" diameters.

Write for complete details about our full line of Poly Duct Tubing, Batten Strips and Polyethylene Sheeting materials.

Poly Products for Creative Applications



VENT-TECH U.S.A.

P.O. DRAWER Q
RICHMOND, IL 60071

815/675-2358
TOLL FREE 800/435-2621

Display Advertising Rates Schedule

Size of Ad	4 Insertions	Single Insertion
1/8 page	\$ 25.00	\$ 7.50
1/4 page	40.00	12.50
1/3 page	50.00	15.00
1/2 page	65.00	20.00
Full page	100.00	30.00

"Schultz-Instant"
ULTRA PURE CONCENTRATED ALL PURPOSE
LIQUID PLANT FOOD

EASY DIRECTIONS
"7 drops per quart water
Every time you water,
Every thing you grow."



7 DROPS PER QT

"Schultz-Instant"
ULTRA PURE CONCENTRATED ALL PURPOSE SOLUBLE
Fertilizer

EASY DIRECTIONS
"1/4 teasp. per gal. water
Every time you water,
Every thing you grow."



1/4 TEASP PER GAL

Available at leading Garden Centers and Plant Departments.
Garden Clubs: SEND FOR OUR FUND RAISING OFFER.
Schultz Co. 11730 Northline, St. Louis, MO 63043

PERMANENT METAL FLOWER and GARDEN MARKERS

Offering Quality and Satisfaction since 1936



Style A: Rose Marker 100-10" \$16.80
15" \$18.80 20" \$21.70

Style B: Nursery 100-10" \$19.10
15" \$21.45 20" \$23.80

Style C: Single Staff 100-20" \$18.90

Style D: Swinger 10" \$15.30

Shipping and Handling charges:
Zip codes under 75000 add \$3.25 per 100; over 75000 add \$4.25 per 100.

SEND FOR FREE BROCHURE. Inquire about smaller quantities, high volume discounts, permanent marking devices, and fund raising plans. *Satisfaction guaranteed.*

EON INDUSTRIES
315 Dodge Street
Swanton, OH 43558
Dept. P



Brand PEONIES

Featuring many of the old varieties, as well as exclusive new varieties.

Catalog upon request.

Brand Peony Farm and Nursery

Box 842, St. Cloud, MN 56301

RANDY & SHELLEY BROWN'S IRIS GARDEN

186 West 800 North
Sunset, Utah 84015

Send First class stamp for descriptive price list of newer TALL BEARDED IRIS.



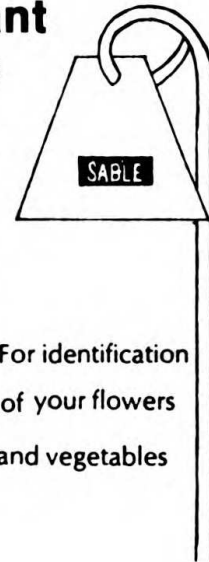
GARDEN GLOVES

Our Garden Gloves have extra long cuffs that protect your hands and forearms when cutting roses, pruning shrubs and doing other garden chores. Each glove is decorated with a red rose design and green thumb and palms. They're washable, water repellent and have a soft cotton lining. Elasticized band . . . one size fits all.

\$4.95

Weather Resistant Metal Markers

Designed and in use for over 20 years at Grace Gardens in Baraboo, WI, these 18" weather resistant markers feature 9 gauge galvanized wire with aluminum tags. Place name on tag with Dymo type tape.



For identification of your flowers and vegetables

Pkg. 10 markers only \$4.50 or SAVE

Pkg. 50 markers just \$20.00 (Add 15% for Ship. & Hdlg.)

OLIVER HOUSE

Satisfaction Guaranteed

150 N. STATE ST.,

MONDOVI, WISCONSIN 54755

The New Peony Farm

Quality herbaceous peonies
Our catalog is free on request

Box 6105

St. Paul, Minn. 55118

CAPRICE FARM NURSERY offers hundreds of varieties of **HEMEROCALLIS, PEONIES, HOSTA, IRIS ENSATA** and **SIBIRICA** in a brand-new 1988 Catalog—\$1.00 (refundable).



CAPRICE FARM NURSERY
15425 SW Pleasant Hill Rd.,
Sherwood, OR 97140

PEONIES, TREE PEONIES and DAFFODILS

Grown in Michigan's North Country.
Your assurance of quality, hardiness and vigor.
Send \$1.00 for our color catalog.

REATH'S NURSERY

100 Central Blvd., Vulcan, Michigan 49892

HEMEROCALLIS (Daylily)

Enjoy this wonderful flower from spring to autumn frost. Its long blooming season will greatly expand your garden enjoyment.

Constant improvements in color, size, form and habits insure rapid growth of interest in this fine perennial.

Four quarterly Journals are filled with informative data on varieties, culture, performance and progress. Many Round Robins open to participation.

Annual Membership—\$12.50

Join THE AMERICAN HEMEROCALLIS SOCIETY

Elly Launius, Exec. Secretary, 1454 Rebel Drive, Jackson, Mississippi 39211



INTERESTED IN DAFFODILS?

Join THE AMERICAN DAFFODIL SOCIETY, INC.

MEMBERSHIP BRINGS YOU ...

Basic information on daffodil culture, types and classification, recommended varieties, show procedures and places to buy bulbs.

The Daffodil Journal, a quarterly of the Society, just full of information you should have.

The privilege of attending local, regional and national meetings.

And new friends all over the USA, all enthusiastic about Daffodils.

Annual Membership--\$10.00

Don't delay. Send your check today to:

American Daffodil Society, Inc.

Miss Leslie Anderson

Rt. 3, 2302 Byhalia Rd., Hernando, Mississippi 38632



A & D Peony Nursery

Herbaceous Peony Specialists

Availability list free upon request.

Visitors welcome.

Alfred Mantegna

Dwight Waitman

6808 - 180th S. E.

Snohomish, Washington 98290

(206) 668-9690



Our full-color catalog with a complete listing of our available varieties, including many of the older introductions of William Krekler and Lyman Cousins, is now available. Send \$2.00 refundable on first order.

- Klehm Estate Peonies
- William Krekler Peonies
- Brother Charles Daylilies
- Dr. Robert Griesbach Daylilies
- Nate Rudolph Daylilies and Iris
- James Marsh Daylilies and Iris
- Paul Aden Hosta
- Daphnis and Gratwick Tree Peonies

KLEHM
nursery

Route 5, Box 197
South Barrington, IL 60010

PEONIES — HEMEROCALLIS

**Send \$2.00 for our 103rd Anniversary Catalog—92 pages in color,
(1988) deductible from first catalog order.**

PEAK PEONY BLOOM USUALLY THE 20-22ND OF MAY

GILBERT H. WILD & SON, INC.

Dept. APS—988

Sarcoxie, Missouri 64862-0338

TREE PEONIES OF THE WORLD

Also Herbaceous, Herbaceous Hybrids, Itoh Hybrids and Species.

Our new Catalog contains features for all enthusiasts.

- * Tips for the Home Gardener
- * Aid to the Hybridizer
- * Many color photographs of tree peonies and herbaceous hybrids

SMIRNOW'S SON

ROUTE 1, HUNTINGTON, NEW YORK 11743

"You are more likely to find it here than anywhere else in the world."

Send \$2.00 for Catalog which will be credited to first order.

FIRST EDITION PEONIES

A HISTORY OF PEONIES AND THEIR ORIGINATIONS

Compiled and edited by Greta M. Kessenich in cooperation with the nomenclature committee of the American Peony Society

In Three Parts

1. VARIETY CHECKLIST

Based on a list compiled and edited by Mr. & Mrs. Byron Gist, completed in 1956, and kept on file at Kingwood Center, Mansfield, Ohio.

2. REGISTERED PEONIES


Compiled and edited by Greta M. Kessenich from bulletins of the American Peony Society. All varieties registered with the American Peony Society are listed.

3. INTRODUCERS OF PEONIES AND THEIR PRODUCTIONS

Peony varieties listed by growers and developers with emphasis on information provided by George W. Peyton during the years he was secretary and editor.

5,000 INDIVIDUAL ENTRIES

Peony growers who have had to rely on fragmented sources for tracking down peony varieties and their origins can now avail themselves of this magnificent work—a spiral bound, 9x12 inch book which lists and presents a capsule history of all varieties in commerce. It is the result of a monumental research, compilation and editing effort by Greta Kessenich and the nomenclature committee consisting of three American Peony Society past presidents: Roy G. Klehm, Marvin C. Karrels, and Clarence O. Lienau.



ORDER YOUR FIRST EDITION COPY NOW!

You'll enjoy this fine companion to your interest in peonies and will refer to it many times during the course of your peony gardening activity. It bears a beautiful color cover, contains 162 pages and is printed on fine stock. Cover and all artwork contained inside is the work of artist Joseph F. Kuczek. Price per copy \$10.00



American Peony Society
250 Interlachen Road
Hopkins, Minnesota 55343



Please send me copies of "The History of Peonies and Their Originations" at \$10.00 per copy for which I enclose \$.....

Name

Address

City State Zip

Second Edition

10-YEAR UPDATE


Registered Peonies
and Tree Peonies

PEONIES

1976 - 1986

Compiled and edited by Greta M. Kessenich in cooperation with the nomenclature committee of the American Peony Society.

PEONIES 1976-1986



American Peony Society

Serious peony growers now have access to another monumental work designed to identify historic peony varieties and their originations as well as exciting new varieties registered with the American Peony Society in the last decade. Handy new 6x9-inch spiral-bound book with full color front and back covers is printed on heavy stock for heavy field use. Nomenclature committee: Roy G. Klehm, Marvin C. Karrels and Don Hollingsworth, past presidents of the American Peony Society.

ORDER YOURS NOW—

Owning a copy will be an exhilarating experience for dedicated growers of herbaceous and tree peonies throughout the world. Be one of the first to own one!

Postpaid \$10.

Send your order to:

AMERICAN PEONY SOCIETY

250 Interlachen Road
Hopkins, MN 55343



Am. Bell's Cousins
Thornbush (Black Garden Peony)
*Peonies

02

Generated on 2021-07-08 22:43 GMT / <https://hdl.handle.net/2027/pst.000068507640> / http://www.hathitrust.org/access_use#cc-by-nc-nd-4.0
Creative Commons Attribution-NonCommercial-NoDerivatives