


HERZ

Rod-type distributor made from stainless steel



HERZ - Distributors for floor heating systems

HERZ - Distributors for floor heating systems are high quality products that are assembled and pressure tested during the manufacturing process under constant quality control.

Advantages of HERZ - Distributors for floor heating systems are:

- all integrated components are the result of our own development,
- possibility of high pressure, high or low temperature and high flow of medium,
- easy to use and maintain,
- reliable design and long service life,
- permanent quality control of production in our own factories,
- easy installation,
- possibility from 3 to 12 heating circuits,
- compatibility with other HERZ products,
- air vent and drain valve integrated.

☑ Field of application

HERZ - Distributors are used in floor heating systems, wall heating systems, ceiling heating systems and radiator heating systems. When using a version with flow meter the individual heating circuits can be shut off or regulated. An adjustment of the flow volume is also possible by the shut-off valves.

The distribution bars are each closed on one side with a plug. Distributor input is female threaded G1" so it is possible to connect distributor with threaded pipes or with an adapter for HERZ PIPEFIX. We recommend to use HERZ shut-off valves or HERZ ball valves.

☑ Material and construction

Rod distributor:	Stainless steel X5, CrNi 18 10
Shut-off valves:	Brass, CW614N, EN 12164
Thermostatic valves:	Brass, CW614N, EN 12164
Sealings:	EPDM
Caps:	Plastic PP
Sleeve:	Plastic PP
Springs:	Stainless steel X7, CrNiAl 17 7
Internal threaded side connection:	G 1" acc. to ISO 228-1
External threaded bottom connection:	G 3/4" acc. to ISO 228-1

☑ Operating data

Max. operating pressure:	10 bar
Min. operating temperature:	0 °C
Max. operating temperature:	110 °C

Medium:

Heating water quality according to ÖNORM H5195 or VDI-Standard 2035. The use of ethylene or propylene glycol in a mixing ratio 25-50% is allowed. Please refer to manufacturers documentation when using ethylene glycol products for frost and corrosion protection. Please note that EPDM gaskets will be affected by Mineral oils lubricants and thus lead to failure of the EPDM seals in the valves that use EPDM seals. The HERZ - Distributors for floor heating systems are not suitable for usage of aggressive medium (such as: acids, alkalis, combustible and explosive gases.) because it can destroy sealing components.

The actually permissible operating data depends on the pipes or clamp connections that are used in the system.

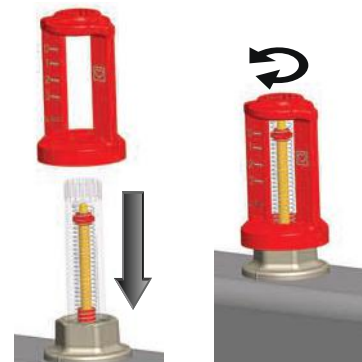
Example: if plastic pipe connections are used, bottom operation data is allowed (if approved by pipe manufacturer).

Max. operating temperature	80°C
Max. operating pressure	4 bar

Higher operating pressure is permitted only after written approval by HERZ. When using HERZ compression unions for copper and steel pipes, the permissible temperature and pressure ratings are according to EN 1254-2:1998

☑ Flowmeter valves

The factory setting is fully open and be adjusted by using the supplied adjusting key. The set amount of flow volume can be read directly at the inspection glass. To adjust the flow volume or close the valve use plastic adjustment key on top of the knurl and rotate clockwise or counter-clockwise.



Components:

Drain valves

Direction of the distributor flow is evident from the handle color on the drain valves (red: supply / blue: return). On the supply and return rod, a drain valve with connection thread G3/4" is provided. A hose connection 1 6206 01 can be used additionally. The handwheel is operated by hand to open (rotate counter-clockwise) and close (rotate clockwise) the drain valve.

Shut-off valves

The shut-off valves are operated with an allen wrench size 5mm. Close the valve turning the wrench clockwise until it stops. Open the valve with rotating wrench counter-clockwise.

Airvent valves


On the supply and return rod, an air valve is mounted in each case. The valves can be operated with the HERZ-universal key 1 6625 00.

Brackets


The HERZ rod distributors can be mounted using the supplied brackets distribution directly to a wall or in a distributor cabinet.

Thermostatic valves

Are controlled with protective cap, manual drive or thermal actuator. Protective caps are mounted on the thermostatic valves as mechanical protection during construction. These are to be replaced after commissioning by suitable electrical or mechanical drives.



HERZ - Distributors for floor heating systems




1 8631 XX / TO 1XX

Supply flow distributor rod G1":

- shut-off valves,
- drain valve RED,
- airvent valve,
- 3/4" connections for pipes.

Return flow distributor rod G1":

- with thermostatic valves,
- drain valve BLUE,
- airvent valve,
- 3/4" connections for pipes.




1 8632 XX / TO 2XX

Supply flow distributor rod G1":

- flowmeter 0 – 3 l/min RED,
- drain valve RED,
- airvent valve,
- 3/4" connections for pipes.

Return flow distributor rod G1":

- thermostatic valves,
- drain valve BLUE,
- airvent valve,
- 3/4" connections for pipes.




1 8633 XX / TO 3XX

Supply flow distributor rod G1":

- flowmeter 0 – 6 l/min GRAY,
- drain valve RED,
- airvent valve,
- 3/4" connections for pipes.

Return flow distributor rod G1":

- thermostatic valves,
- drain valve BLUE,
- airvent valve,
- 3/4" connections for pipes.



1 8634 XX / TO 4XX

Supply flow distributor rod G1":

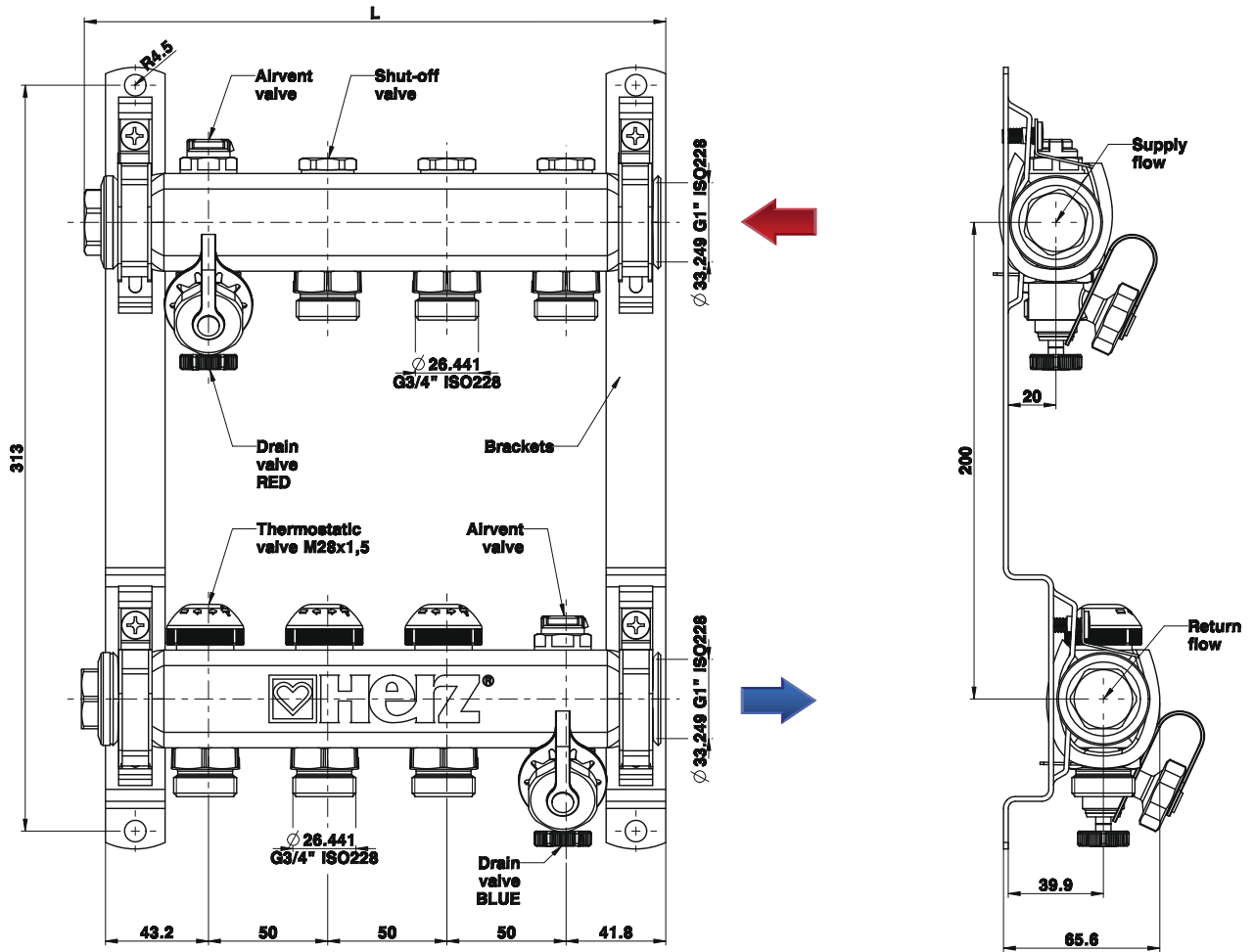
- shut-off valves,
- drain valve RED,
- airvent valve,
- 3/4" connections for pipes.

Return flow distributor rod G1":

- shut-off valves,
- drain valve BLUE,
- airvent valve,
- 3/4" connections for pipes.

HERZ - Distributors for floor heating systems 1 8631 XX / TO 1XX

Dimensions and components



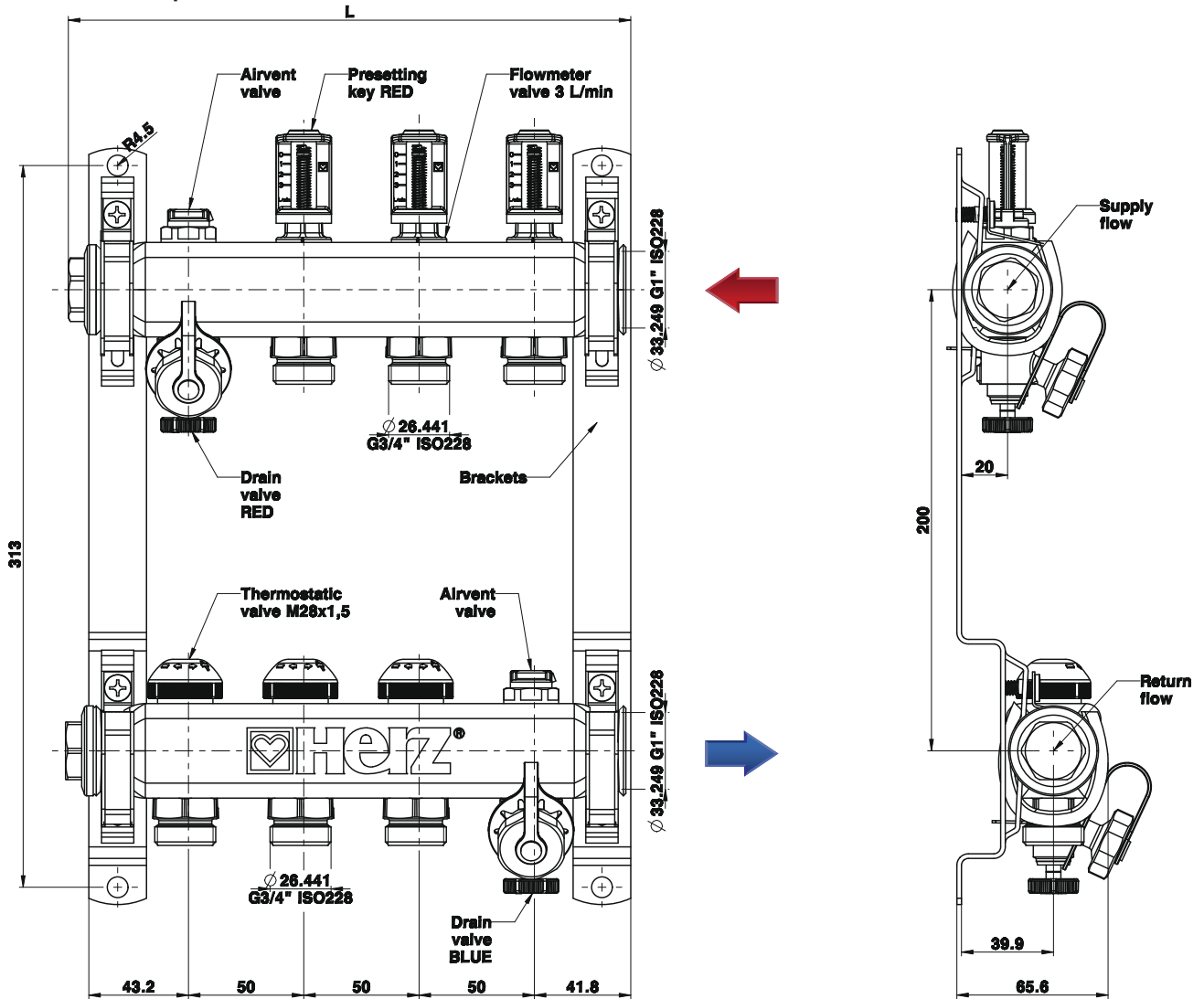
Order Nr.	Order Nr. (Herz d.o.o.)	Outlets	L [mm]	Distributor cabinet **
1 8631 03*	TO 103*	3	244	1 8569 03
1 8631 04	TO 104	4	294	
1 8631 05	TO 105	5	343	1 8569 04
1 8631 06	TO 106	6	393	1 8569 05
1 8631 07	TO 107	7	443	1 8569 10
1 8631 08	TO 108	8	493	
1 8631 09	TO 109	9	543	1 8569 15
1 8631 10	TO 110	10	593	
1 8631 11	TO 111	11	643	
1 8631 12	TO 112	12	693	1 8569 20

*1 8631 03 is shown on the drawing above.

**Minimum size for distributor cabinet. By using shut-off valves the size of distributor cabinet has to be dimensioned larger.

HERZ - Distributors for floor heating systems 1 8632 XX / TO 2XX

☑ Dimensions and components



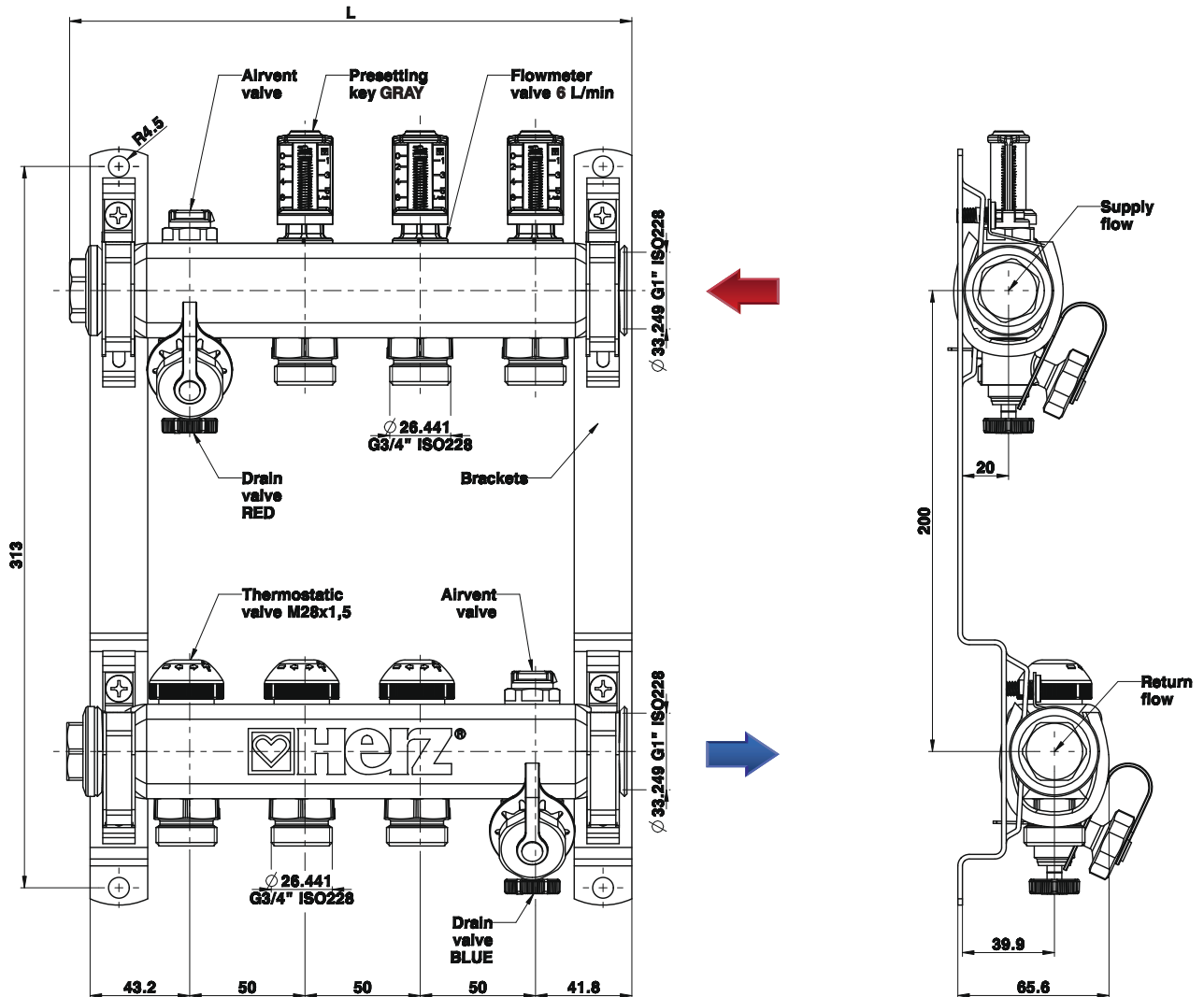
Order Nr.	Order Nr. (Herz d.o.o.)	Outlets	L [mm]	Distributor cabinet **
1 8632 03*	TO 203*	3	244	1 8569 03
1 8632 04	TO 204	4	294	
1 8632 05	TO 205	5	343	1 8569 04
1 8632 06	TO 206	6	393	1 8569 05
1 8632 07	TO 207	7	443	1 8569 10
1 8632 08	TO 208	8	493	
1 8632 09	TO 209	9	543	1 8569 15
1 8632 10	TO 210	10	593	
1 8632 11	TO 211	11	643	
1 8632 12	TO 212	12	693	1 8569 20

*1 8632 03 is shown on the drawing above.

**Minimum size for distributor cabinet. By using shut-off valves the size of distributor cabinet has to be dimensioned larger.

HERZ - Distributors for floor heating systems 1 8633 XX / TO 3XX

☑ Dimensions and components



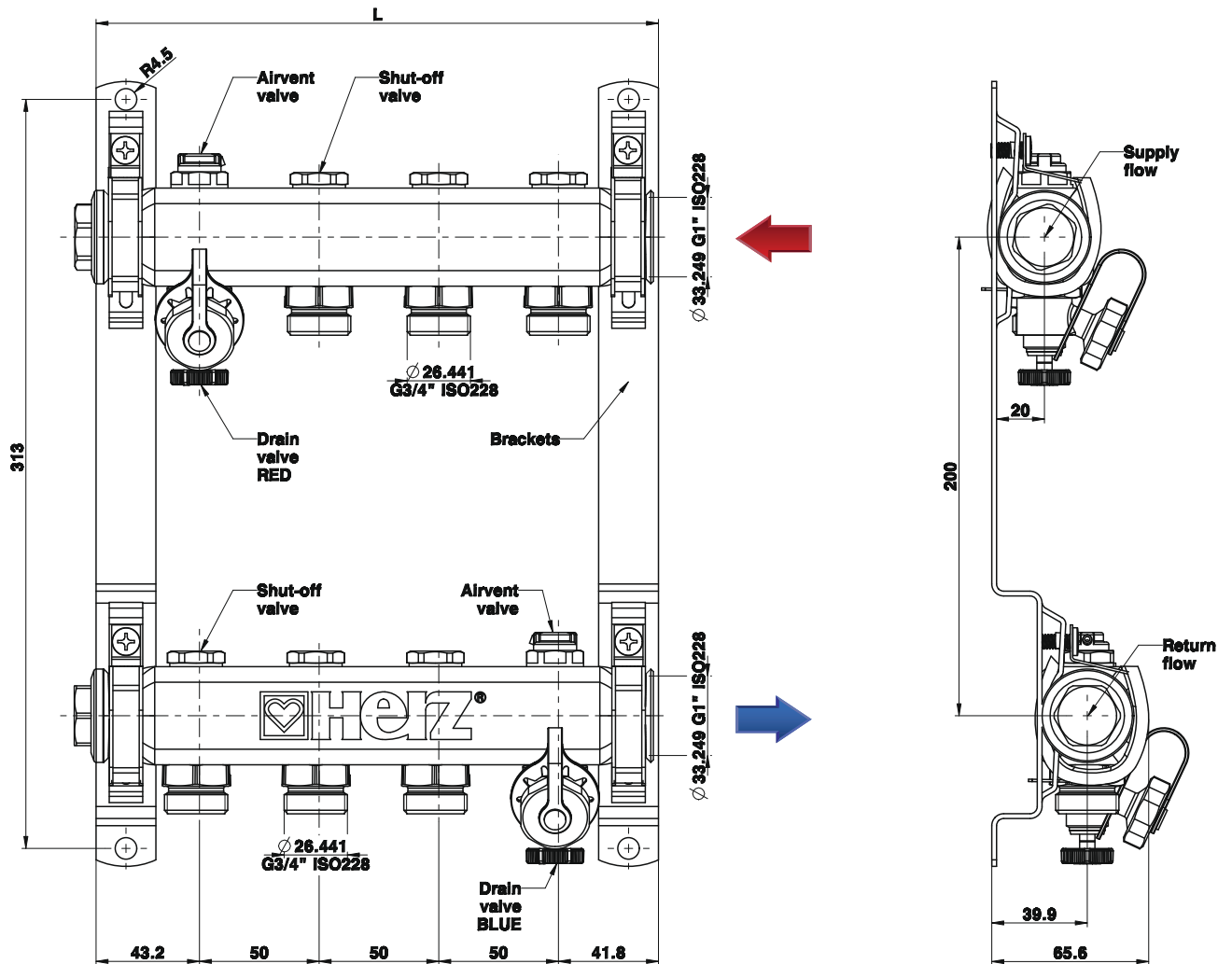
Order Nr.	Order Nr. (Herz d.o.o.)	Outlets	L [mm]	Distributor cabinet **
1 8633 03*	TO 303*	3	244	1 8569 03
1 8633 04	TO 304	4	294	
1 8633 05	TO 305	5	343	1 8569 04
1 8633 06	TO 306	6	393	1 8569 05
1 8633 07	TO 307	7	443	1 8569 10
1 8633 08	TO 308	8	493	
1 8633 09	TO 309	9	543	1 8569 15
1 8633 10	TO 310	10	593	
1 8633 11	TO 311	11	643	1 8569 20
1 8633 12	TO 312	12	693	

*1 8633 03 is shown on the drawing above.

**Minimum size for distributor cabinet. By using shut-off valves the size of distributor cabinet has to be dimensioned larger.

HERZ - Distributors for floor heating systems 1 8634 XX / TO 4XX

☑ Dimensions and components

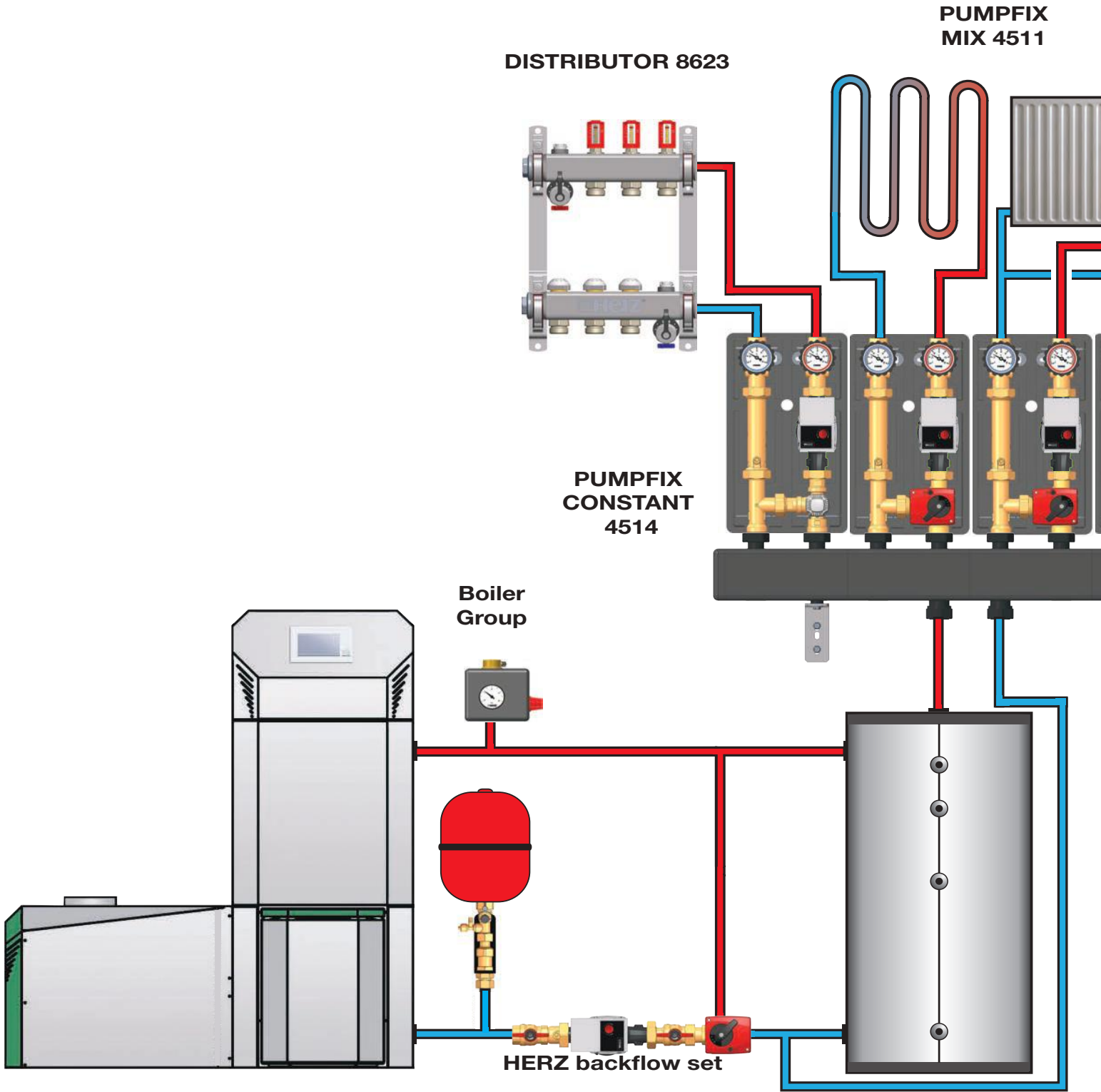


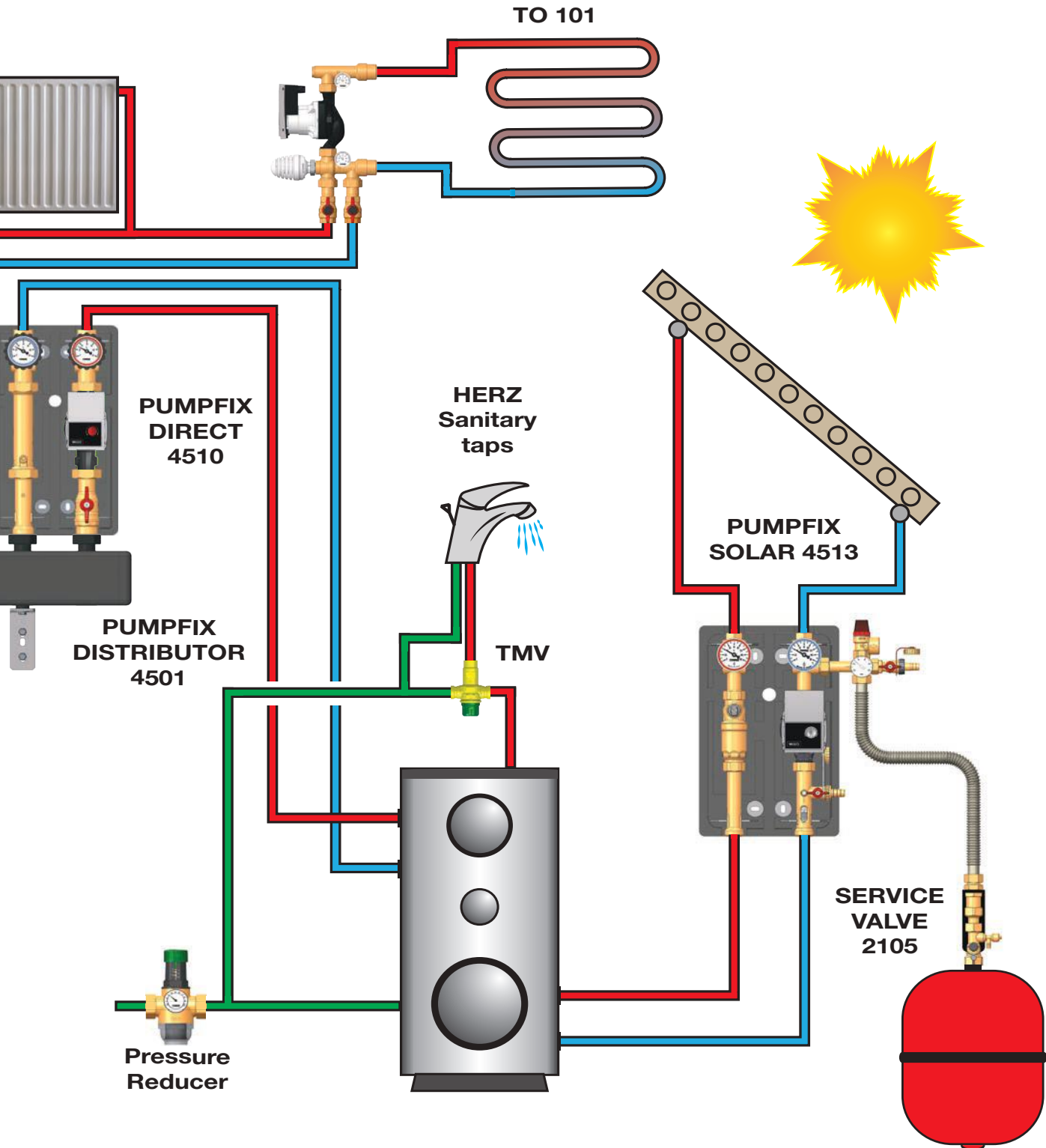
Order Nr.	Order Nr. (Herz d.o.o.)	Outlets	L [mm]	Distributor cabinet **
1 8634 03*	TO 403*	3	244	1 8569 03
1 8634 04	TO 404	4	294	
1 8634 05	TO 405	5	343	1 8569 04
1 8634 06	TO 406	6	393	1 8569 05
1 8634 07	TO 407	7	443	1 8569 10
1 8634 08	TO 408	8	493	
1 8634 09	TO 409	9	543	1 8569 15
1 8634 10	TO 410	10	593	
1 8634 11	TO 411	11	643	
1 8634 12	TO 412	12	693	1 8569 20

*1 8634 03 is shown on the drawing above.

**Minimum size for distributor cabinet. By using shut-off valves the size of distributor cabinet has to be dimensioned larger.

☑ Example of system with HERZ products







HERZ Armaturen GmbH

Richard-Strauss-Str. 22, 1230 Wien

Telephone: +43 (0)1 616 26 31-0, fax: +43 (0)1 616 26 31-27

E-mail: office@herz.eu

www.herz.eu

