

CUTS ABSOLUTELY EVERYTHING.

Klauke cutting tools offer an impressively broad range of applications. No matter which material or cross sections you want to cut, Klauke tools ensure you work simply, quickly and safely.



THORNE &
DERRICK
INTERNATIONAL

Thorne & Derrick
+44 (0) 191 410 4292
www.powerandcables.com



Cutting

Mechanical cutting tools	362
<hr/>	
Battery powered cutting tools	370
Platform based on 10.8 V	371
Platform based on 18 V	374
Battery powered cutting tools	393
<hr/>	
Hand-operated hydraulic cutting tools	396
<hr/>	
Hydraulic cutting heads and cutting systems	399
Hydraulic cutting heads	400
Hydraulic cutting systems	404
<hr/>	
Safety cutting tools	406
<hr/>	
Special cutting tools	410
DIN rail cutting tools	411
Wiring duct cutter	412
Cutting dies	412



PERFECT CUTTING - MECHANICAL CUTTING TOOLS

In use, every cut must sit straight away. Our mechanical cutting tools are prepared for your work. The ergonomic handle is there to assist you, because the first moment, the typical Klauke lever technology optimally transfers your force. Your cuts are precise, the tools are easy to use and durable thanks to high material quality. Good first impression.



In brief

- ▶ Cutting tools for aluminium and copper cables up to 100 mm diameter
- ▶ Simple working due to optimised force transmission
- ▶ Precise cuts with high-quality cutting blades
- ▶ Effortless operations thanks to ergonomic shape



► **For everyday use**

Klauke cutting tools are made from high-quality materials: “Made in Germany”. Highly durable and are therefore best suited for daily use in workshops or on the construction site.

- Cutting tools for aluminium and copper cables up to 100 mm diameter

- Also available as fully-insulated tool to 1000 V to DIN EN 60900
- Re-adjustable cutters
- Effortless operations due to low weight
- Processing of high-quality materials



► **Powerful in every situation**

- Compact and convenient size
- Practical single-handed operation with low effort
- Effective cutting performance up to Cu 12 mm dia.
- Reduced effort required due to different cutting profiles for large and small diameters

► **Flexible in use**

- Stepless telescopic handles permit optimum lever adjustment
- Cutting head can be replaced
- Well suited for fine-stranded conductors





K 118 Hand-operated cutting tool for Al and Cu cables to 12 mm dia.



- ▶ Perfect in confined areas
- ▶ Handy shape with high cutting performance
- ▶ Exceptional cutting tool for solid, multi, fine and superfine stranded cables e.g. to DIN EN 60228, Class 1, 2, 5 and 6
- ▶ Increased user convenience thanks to two cutting profiles for small and large cable dimensions

Characteristics

- One-hand operation

Suitable for

- For solid conductors, class 1, to 10 mm² (max. 4 mm dia.)
- Copper stranded conductors, class 2, to 16 mm² (max. 5 mm dia.)
- Aluminium stranded conductors, class 2, to 25 mm² (max. 10 mm dia.)
- Copper fine and superfine stranded conductors, class 5 and 6, to 50 mm² (max. 12 mm dia.)

Technical data	
Cutting range	max. 12 mm dia., e.g. 1 x 50 mm ² H07VK
Length	165 mm
Weight	0.17 kg
Item	Part No.
Hand-operated cutting tool for to 12 mm dia.	K118

K 100 Hand-operated cutting tool for Al and Cu cables to 14 mm dia.



- ▶ Optimised cutting tool for fine and multi-stranded cables

Characteristics

- Compact design permits cutting in confined areas
- Two-hand operation

Technical data	
Cutting range	max. 14 mm dia., e.g. 1 x 50 mm ² H07VK
Length	280 mm
Weight	0.55 kg
Item	Part No.
Hand-operated cutting tool for Cu and Al cables to 14 mm dia.	K100

K 102 Hand-operated cutting tool for to 25 mm dia.



- ▶ Optimised cutting tool for fine and superfine stranded Cu cables to DIN EN 60228, Cl. 5+6
- ▶ Adjustable pivot point

Characteristics

- Handle with slip guard and inscription panel
- With integrated opening spring
- Two-handed locking

Technical data	
Cutting range	max. 25 mm dia., e.g. 1 x 95 mm ² H07V-K
Length	210 mm
Weight	0.38 kg
Item	Part No.
Hand-operated cutting tool for to 25 mm dia.	K102



K 106/1 Hand-operated cutting tool for Al and Cu cables to 34 mm dia.



- ▶ Effortless operations thanks to energy-saving 2-stage ratchet system
- ▶ Lightweight design with great cutting performance
- ▶ For earth, plastic and rubber cables

Characteristics

- One-hand operation
- Not suitable for cutting steel or steel wire
- Handle with slip guard and inscription panel

Technical data

Cutting range	max. 34 mm dia., e.g. 4 x 35 mm ² NYN
Length	260 mm
Weight	0.6 kg

Item	Part No.
Hand-operated cutting tool for Cu and Al cables to 34 mm dia.	K1061

K 106/2 Hand-operated cutting tool for Al and Cu cables to 62 mm dia.



- ▶ Effortless operations thanks to energy-saving 2-stage ratchet system
- ▶ Lightweight design with great cutting performance
- ▶ Cutting range to 62 mm
- ▶ For earth, plastic and rubber cables

Characteristics

- One-hand operation
- Not suitable for cutting steel or steel wire
- Handle with slip guard and inscription panel

Technical data

Cutting range	e.g. 4 x 120 mm ² NYN, max. 62 mm dia.
Length	260 mm
Weight	0.6 kg

Item	Part No.
Hand-operated cutting tool for Cu and Al cables to 62 mm dia.	K1062

K 103/1 Hand-operated cutting tool for Al and Cu cables to 60 mm dia.



- ▶ Energy-efficient 2-stage ratchet system
- ▶ For earth, plastic and rubber cables

Characteristics

- Not suitable for cutting steel or steel wire

Technical data

Cutting range	e.g. 4 x 240 mm ² NAYN, max. 60 mm dia.
Length	720 mm
Weight	4.5 kg

Item	Part No.
Hand-operated cutting tool for Cu and Al cables to 60 mm dia.	K1031



Cutting

Mechanical cutting tools

K 104/1 Hand-operated cutting tool for Al and Cu cables to 100 mm dia.



- ▶ Energy-efficient 2-stage ratchet system
- ▶ For earth, plastic and rubber cables
- ▶ Very wide cutting range up to 100 mm diameter

Characteristics

- Not suitable for cutting steel or steel wire

Technical data	
Cutting range	e.g. 4 x 400 mm ² NAYY, max. 100 mm dia.
Length	870 mm
Weight	5.7 kg
Item	Part No.
Hand-operated cutting tool for Cu and Al cables to 100 mm dia.	K1041

K 130 Hand-operated cutting tool for Al and Cu cables to 30 mm dia.



- ▶ Exceptional cutting performance even with fine-stranded conductors thanks to specially designed, extremely sharp cutting blades
- ▶ Large cutting range

Characteristics

- Safe working thanks to roughened handle
- Not suitable for cutting steel or steel wire

Technical data	
Cutting range	e.g. 4 x 35 mm ² NY, max. 30 mm dia.
Length	570 mm
Weight	1.7 kg
Item	Part No.
Hand-operated cutting tool for Cu and Al cables to 30 mm dia.	K130

K 230 Hand-operated cutting tool for Al and Cu cables to 30 mm dia.



- ▶ Exceptional cutting performance even with fine-stranded conductors thanks to specially designed, extremely sharp cutting blades
- ▶ Secure grip due to roughened handle
- ▶ 1000 V fully insulated to IEC 60900

Characteristics

- Not suitable for cutting steel or steel wire

Technical data	
Cutting range	max. 30 mm dia., e.g. 4 x 35 mm ² NY
Length	570 mm
Weight	2.1 kg
Item	Part No.
Hand-operated cutting tool for Cu and Al cables to 30 mm dia.	K230





K 250 Hand-operated cutting tool for Al and Cu cables to 50 mm dia.



- ▶ Exceptional cutting performance even with fine-stranded conductors thanks to specially designed, extremely sharp cutting blades
- ▶ 1000 V fully insulated to IEC 60900

Characteristics

- Two-hand operation
- Large cutting range
- Not suitable for cutting steel or steel wire

Technical data	
Cutting range	e.g. 4 x 120 mm ² NYY, max. 50 mm dia.
Length	710 mm
Weight	3.7 kg
Item	Part No.
Hand-operated cutting tool for Cu and Al cables to 50 mm dia.	K250



K 150 Hand-operated cutting tool for Al and Cu cables to 50 mm dia.



- ▶ Exceptional cutting performance even with fine-stranded conductors thanks to specially designed, extremely sharp cutting blades
- ▶ Secure grip due to roughened handle

Characteristics

- Large cutting range
- Not suitable for cutting steel or steel wire

Technical data	
Cutting range	max. 50 mm dia., e.g. 4 x 120 mm ² NYY
Length	710 mm
Weight	3 kg
Item	Part No.
Hand-operated cutting tool for Cu and Al cables to 50 mm dia.	K150

K 101/1 Hand-operated cutting tool for Al and Cu cables to 26 mm dia.



- ▶ Can be maintained on-site thanks to replaceable cutting heads
- ▶ Exceptional cutting performance even with fine-stranded conductors

Characteristics

- Two-hand operation
- Excellent leverage
- Not suitable for cutting steel or steel wire
- Safe working thanks to roughened handle

Technical data	
Cutting range	e.g. 4 x 25 mm ² NYY, max. 26 mm dia.
Length	570 mm
Weight	1.8 kg
Item	Part No.
Hand-operated cutting tool for Cu and Al cables to 26 mm dia.	K1011
Accessories	Part No.
Replacement cutting head	K1011E



Cutting

Mechanical cutting tools

K 105/1 Hand-operated cutting tool for Al and Cu cables to 26 mm with telescopic handles dia.



- ▶ Compact dimensions with extending telescopic handles for easier carrying
- ▶ High cutting performance
- ▶ Also for fine-stranded conductors e.g. to DIN EN 60228 Cl. 5

Characteristics

- Two-hand operation
- Maintenance on-site due to replacement of cutting heads
- Safe working thanks to roughened handle
- Not suitable for cutting steel or steel wire

Technical data

Cutting range e.g. 4 x 25 mm² NY, max. 26 mm dia.

Length Stepless 350 - 520 mm

Weight 1.4 kg

Item	Part No.
Hand-operated cutting tool for Al and Cu cables to 26 mm dia., length 350 - 520 mm continuous	K1051

Accessories	Part No.	Page
Replacement cutting head	K1011E	

K 201/1 Hand-operated cutting tool for Al and Cu cables to 26 mm dia., length 570 mm



- ▶ 1000 V fully insulated to IEC 60900
- ▶ High cutting performance
- ▶ Also for fine-stranded conductors e.g. to DIN EN 60228 Cl. 5

Characteristics

- Two-hand operation
- Maintenance on-site due to replacement of cutting heads
- Not suitable for cutting steel or steel wire

Technical data

Cutting range max. 26 mm dia., e.g. 4 x 95 mm² NY

Length 570 mm

Weight 2 kg

Item	Part No.
Hand-operated cutting tool for Al and Cu cables to 26 mm dia., length 570 mm	K2011

Accessories	Part No.	Page
Replacement cutting head	K1011E	





K 101/2 Hand-operated cutting tool for Al and Cu cables to 38 mm dia.



- ▶ Large cutting range
- ▶ Telescopic handles
- ▶ Also for fine-stranded conductors e.g. to DIN EN 60228 Cl. 5
- ▶ Can be maintained on-site thanks to replaceable cutting heads

Characteristics

- Not suitable for cutting steel or steel wire
- Safe working thanks to roughened handle

Technical data

Cutting range max. 38 mm dia.

Length 930 mm

Weight 4.2 kg

Item	Part No.	
Hand-operated cutting tool for Cu and Al cables to 38 mm dia.	K1012	
Accessories	Part No.	Page
Replacement cutting head	K1012E	

THE LITTLE CUTTING EXPERT - BATTERY-POWERED HYDRAULIC CUTTING TOOL (10.8 V)

The Klauke mini is lightweight yet powerful. The high-quality shears cut with an opening width of 32 mm, the bolt cutters with a 12 mm opening width. Its practical dimensions make it especially suitable for confined areas.

Klauke[®]*mini*

► Pure performance without frills

The Klauke mini concentrates on its core task: reliable cutting. Even without pressure sensor and display, the little expert does its job well - no fuss or quibble.

► Usage time at a glance

Read the charge level at any time directly from the powerful 10.8 V battery.

► All-round cutting

Cutting in confined areas? No problem with these cutting heads, which rotate through 360°.





EBS 8 ML / EBS 12 ML Battery powered hydraulic bolt cutter 8 mm dia. / 12 mm dia.



- ▶ For cutting cable channels, bolts and steel wire, medium-hard (e.g. ST 37)
- ▶ Slim cutting head - ideal when space is critical
- ▶ Powerful 10.8 V Li-Ion battery with charge status display

Characteristics

- Open head, rotatable
- Simple and safe: One-button operating concept for controlling all tool functions
- Comfortable and secure one-hand operation thanks to 2-component plastic housing with soft grips
- Effortless working thanks to low weight
- Simple and safe: Automatic retraction when operation is complete
- Maintenance display via LED

Technical data

Cutting range	EBS8ML: max. 8 mm dia., EBS12ML: max. 12 mm dia.
Cutting force	EBS8ML: 15 kN, EBS12ML: 45 kN
Cutting time	EBS8ML: 2 s, EBS12ML: 4 s (depending on material thickness)
Number of cuts	ES8ML: 80 at silver steel 6 mm, EBS12ML: 105 at mild steel 10 mm
Battery voltage	10.8 V
Battery capacity	1.5 Ah, Li-Ion
Charging time	approx. 40 min.
Weight incl. battery	EBS8ML: 1.2 kg, EBS12ML: 1.8 kg
Ambient temperature	-10 °C up to +40 °C

Item	Part No.	
Battery powered hydraulic bolt cutting tool 8 mm dia.	EBS8ML	
Battery powered hydraulic bolt cutting tool 12 mm dia.	EBS12ML	
Scope of supply	Part No.	Page
Battery 10.8 V / 1.5 Ah, Li-Ion (16.2 Wh)	RAML1	493
Charger for 10.8 V Li-Ion batteries, 230 V	LGML1	495
Plastic case	KKML	



Cutting

Battery-powered hydraulic cutting tools 10.8 V

ES 20 ML Battery powered hydraulic cutting tool 20 mm dia.



- ▶ For cutting Al/St conductors (ACSR) to DIN EN 50182, solid Al/Cu cables to DIN EN 60228, Class 1 and laminated copper bus bars
- ▶ Extremely robust design and lightweight
- ▶ Powerful 10.8 V Li-Ion battery technology with battery charge indicator

Characteristics

- Open head, rotatable
- Simple and safe: One-button operating concept for controlling all tool functions
- Comfortable and secure one-hand operation thanks to 2-component plastic housing with soft grips
- Effortless working thanks to low weight
- Simple and safe: Automatic retraction when operation is complete
- Maintenance display via LED

Technical data

Cutting range	Multi-stranded max. 20 mm dia. (depending on cable type)
Cutting force	23 kN
Cutting time	4 s to 6 s (depending on material thickness)
Number of cuts	approx. 160 for steel cable 8 mm
Battery voltage	10.8 V
Battery capacity	1.5 Ah, Li-Ion
Charging time	approx. 40 min.
Weight incl. battery	1.6 kg
Ambient temperature	-10 °C up to +40 °C

Item	Part No.	
Battery powered hydraulic cutting tool 20 mm dia.	ES20ML	
Scope of supply	Part No.	Page
Battery 10.8 V / 1.5 Ah, Li-Ion (16.2 Wh)	RAML1	493
Charger for 10.8 V Li-Ion batteries, 230 V	LGML1	495
Plastic case	KKML	



ES 32 ML / ES 32 F ML Battery powered hydraulic cutting tools 32 mm dia.



- ▶ Cuts multi-stranded copper and aluminium cables (ES 32 ML)
- ▶ Cuts fine and superfine stranded copper cables (ES 32 F ML)
- ▶ Slim cutting head - ideal when space is critical
- ▶ Powerful 10.8 V Li-Ion battery technology with battery charge indicator

Characteristics

- Open head, rotatable
- Electronic control and monitoring of operation
- Simple and safe: One-button operating concept for controlling all tool functions
- Comfortable and secure one-hand operation thanks to 2-component plastic housing with soft grips
- Effortless working thanks to low weight
- Simple and safe: Automatic retraction when operation is complete
- Maintenance display via LED

Technical data

Cutting range	max. 32 mm dia.
Cutting force	15 kN
Cutting time	8 s to 10 s (depending on material thickness)
Number of cuts	ES32ML: approx. 90 at 150 mm ² NYV, ES32FML: approx. 120 at H07V-K 185 mm ²
Battery voltage	10.8 V
Battery capacity	1.5 Ah, Li-Ion
Charging time	approx. 40 min.
Weight incl. battery	1.8 kg
Ambient temperature	-10 °C up to +40 °C

Item	Part No.	
Battery powered hydraulic cutting tool 32 mm dia.	ES32ML	
Battery powered hydraulic cutting tool 32 mm dia., superfine-stranded	ES32FML	
Scope of supply	Part No.	Page
Battery 10.8 V / 1.5 Ah, Li-Ion (16.2 Wh)	RAML1	493
Charger for 10.8 V Li-Ion batteries, 230 V	LGML1	495
Plastic case	KKML	

THE NEW STANDARD - KLAUKE NEXT GENERATION CUTTING TOOLS

Aspire to the new standard: Battery-powered hydraulic cutting tools from Klauke offer impressive power and durability. The tools effortlessly cut cross-sections up to 105mm, with open cutting head for better accessibility or closed cutting head for improved force transmission. Improved ergonomics with optimised centre of gravity makes work more convenient and faster. Also through the time-saving opening mechanism.



In brief

- ▶ Freely-selectable battery platform: with Bosch or Makita
- ▶ Proof of quality can be created via Bluetooth
- ▶ Ensure tool availability: Read the tool properties from the display or via the app
- ▶ Effortless operations thanks to modern, ergonomic design

Interested in Klauke Next Generation tools? Then take a look at our Multi universal tool on [Page 472 >>](#)



► **Making work easier**

Klauke cutting tools guarantee effortless operations: The “mini” impresses through its low weight and the pistol shape ensures a balanced centre of gravity

- Our compact “mini” is just perfect for confined areas
- The 2-stage hydraulic system allows you to work quickly thanks to fast feed and power stroke
- Save time with the innovative opening mechanism of the cutters. They open immediately after every cut.
- Extremely impressive and reliable: The one-button control concept for all tools



► **Latest developments for your everyday work**

Mini design - Pure cutting force: The ESGM45 and the ESM50 impress all along the line and for every application

- Cutting made simple thanks to a new, improved cutter geometry
- Burr-free cutting of wire mesh cable trays without any rework whatsoever thanks to the new wire mesh cable tray cutter

► **i-press app**

Use the i-press app to check and control your tool data on the go. Individual tool settings, such as the double-click function for increased user safety, help make your day-to-day work simpler and more reliable - just as you need it.

The i-press app can be found at:

www.klauke.com/en/support/download/connectivity-werkzeugdaten-auslesen/





EBS 6 L GKS Battery powered hydraulic cable tray cutter 6 mm dia.



- ▶ No follow-up work required thanks to burr-free cutting
- ▶ Fast and efficient operations: The cut is made in less than 1 second
- ▶ Maintenance required only after 20.000 cuts (renew hydraulic shock absorber system)
- ▶ Always cut ready due to autonomous replaceable blades

Characteristics

- Open head, rotatable
- Electronic control and monitoring of operation
- Simple and safe: One-button operating concept for controlling all tool functions
- Comfortable and secure one-hand operation thanks to 2-component plastic housing with soft grips
- Balanced centre of gravity for easy handling and effortless operations
- LED for work area illumination
- Powerful 18 V Li-Ion battery - high capacity, short charging time
- High-performance motor for maximum operating speed
- Energy saving function with motor cut-out after successful operation
- Quick motor stop for high user safety
- Simple and safe: Automatic retraction when operation is complete
- Manual retract as required
- Multifunction LED for maintenance display and charge status display of the battery
- Environmentally-friendly hydraulic oil, quickly biodegradable

Technical data

Cutting range	max. 6 mm (VA)
Cutting force	24 kN
Cutting time	< 1 s
Number of cuts	approx. 300 at 6 mm VA, 360 at grid channel 5 mm
Battery voltage	18 V
Battery capacity	1.5 Ah
Charging time	15 min.
Weight incl. battery	1.9 kg
Ambient temperature	-10 °C up to +40 °C

Item	Part No.	
Battery powered hydraulic cable tray cutter 6 mm dia.	EBS6LGKS	
Scope of supply	Part No.	Page
Makita battery 18 V / 1.5 Ah, Li-Ion	RAL1	491
Makita quick-charger for 18 V Li-Ion battery	LGL1	494
Plastic case	KK50L	
Accessories	Part No.	Page
Makita battery 18 V / 3.0 Ah, Li-Ion (54 Wh)	RAL2	491
Makita battery 18 V / 4.0 Ah, Li-Ion	RAL40	492
18 V mains adapter for 230 V Voltage	NG2230	493



EBS 8 Battery powered hydraulic bolt cutter 8 mm dia.



- ▶ For cutting cable trays, bolts and medium-hard steel wire (e.g. ST 37)
- ▶ Narrow crimping head - Ideal in confined areas
- ▶ All tool data in view thanks to display and ipress app

Characteristics

- Choose your battery system: Bosch or Makita
- All data can be easily read via Bluetooth
- Open head, rotatable
- Simple and safe: One-button operating concept for controlling all tool functions
- Effortless working due to balanced centre of gravity
- LED for work area illumination
- Simple and safe: Automatic retraction when operation is complete
- LED display for showing tool data
- Always ready-to-use thanks to battery charge and service display

Suitable for

- Cable trays, bolts, medium-hard steel wire

Technical data			
Cutting range	max. 8 mm dia.		
Cutting force	15 kN		
Cutting time	1 s (depending on material thickness)		
Charging time	15 min.		
Weight incl. battery	1.65 kg		
Ambient temperature	-10 °C up to +40 °C		
Item	Part-No. Bosch	Part-No. Makita	
Battery powered hydraulic bolt cutting tool 8 mm dia.	EBS8CFB	EBS8CFM	
Scope of supply			Page
Bosch battery 18 V / 2.0 Ah, Li-Ion	RALB1EU		492
Bosch quick-charger for 18 V Li-Ion battery	LGLB1EU		494
Makita battery 18 V / 1.5 Ah, Li-Ion		RAL1	491
Makita quick-charger for 18 V Li-Ion battery		LGL1	494
Plastic case 450 x 370 x 105 mm	KK50NG	KK50NG	
Accessories			Page
Bosch battery 18 V / 5.0 Ah, Li-Ion	RALB2EU		493
Makita battery 18 V / 3.0 Ah, Li-Ion (54 Wh)		RAL2	491





EBS 12 Battery powered hydraulic bolt cutter 12 mm dia.

**NEXT
GENERATION**



- ▶ For cutting cable trays, bolts and medium-hard steel wire (e.g. ST 37)
- ▶ Slim cutting head - ideal when space is critical
- ▶ All tool data in view thanks to display and ipress app

Characteristics

- Choose your battery system: Bosch or Makita
- All data can be easily read via Bluetooth
- Open head, rotatable
- Simple and safe: One-button operating concept for controlling all tool functions
- Effortless working due to balanced centre of gravity
- LED for work area illumination
- Simple and safe: Automatic retraction when operation is complete
- LED display for showing tool data
- Always ready-to-use thanks to battery charge and service display

Suitable for

- Cable trays, bolts, medium-hard steel wire

Technical data			
Cutting range	max. 12 mm dia.		
Cutting force	45 kN		
Cutting time	2 s (depending on cable size)		
Charging time	15 min.		
Weight incl. battery	2.1 kg		
Ambient temperature	-10 °C up to +40 °C		
Item	Part No. Bosch	Part No. Makita	
Battery powered hydraulic bolt cutting tool 12 mm dia.	EBS12CFB	EBS12CFM	
Scope of supply			Page
Bosch battery 18 V / 2.0 Ah, Li-Ion	RALB1EU		492
Bosch quick-charger for 18 V Li-Ion battery	LGLB1EU		494
Makita battery 18 V / 1.5 Ah, Li-Ion		RAL1	491
Makita quick-charger for 18 V Li-Ion battery		LGL1	494
Plastic case 450 x 370 x 105 mm	KK50NG	KK50NG	
Accessories			Page
Bosch battery 18 V / 5.0 Ah, Li-Ion	RALB2EU		493
Makita battery 18 V / 3.0 Ah, Li-Ion (54 Wh)		RAL2	491



ES 20 Battery powered hydraulic cutting tool 20 mm dia.



- ▶ For cutting Al/St conductors (ACSR) to DIN EN 50182, solid Al/Cu cables to DIN EN 60228, Class 1 and laminated copper bus bars
- ▶ Extremely robust design and lightweight
- ▶ Slim cutting head - ideal when space is critical
- ▶ All tool data in view thanks to display and ipress app

Characteristics

- Choose your battery system: Bosch or Makita
- All data can be easily read via Bluetooth
- Open head, rotatable
- Simple and safe: One-button operating concept for controlling all tool functions
- Effortless working due to balanced centre of gravity
- LED for work area illumination
- Simple and safe: Automatic retraction when operation is complete
- Manual retract stop (MRS) for efficient operations
- Always ready-to-use thanks to battery charge and service display

Suitable for

- Al/St wire (ACSR)

Technical data	
Cutting range	max. 18 mm dia. (depending on cable type)
Cutting force	23 kN
Cutting time	2 s to 4 s (depending on cable type)
Charging time	15 min.
Weight incl. battery	2.0 kg
Ambient temperature	-10 °C up to +40 °C

Item	Part No. Bosch	Part No. Makita	
Battery powered hydraulic cutting tool 20 mm dia.	ES20CFB	ES20CFM	
Scope of supply			Page
Bosch battery 18 V / 2.0 Ah, Li-Ion	RALB1EU		492
Bosch quick-charger for 18 V Li-Ion battery	LGLB1EU		494
Makita battery 18 V / 1.5 Ah, Li-Ion		RAL1	491
Makita quick-charger for 18 V Li-Ion battery		LGL1	494
Plastic case 450 x 370 x 105 mm	KK50NG	KK50NG	
Accessories			Page
Bosch battery 18 V / 5.0 Ah, Li-Ion	RALB2EU		493
Makita battery 18 V / 3.0 Ah, Li-Ion (54 Wh)		RAL2	491



ESG 25 Battery powered hydraulic cutting tool 25 mm dia.

**NEXT
GENERATION**



- ▶ For cutting Al/St cables (ACSR), round materials (Cu, Al, St) as well as armoured cables, solid structural steel and fine-stranded copper cables
- ▶ High-performance cutting characteristics for highly-flexible conductors and wire cables
- ▶ Extremely robust design and lightweight
- ▶ All tool data in view thanks to display and ipress app

Characteristics

- Choose your battery system: Bosch or Makita
- All data can be easily read via Bluetooth
- Closed head, flip top style, rotatable
- Simple and safe: One-button operating concept for controlling all tool functions
- Effortless working due to balanced centre of gravity
- LED for work area illumination
- Simple and safe: Automatic retraction when operation is complete
- Manual retract stop (MRS) for efficient operations
- Always ready-to-use thanks to battery charge and service display

Suitable for

- Al/St wire (ACSR), Cu, Al, St and armoured cables, construction steel, fine-stranded copper cable



Technical data			
Head type	Guillotine closed		
Cutting range	max. 25 mm dia.		
Cutting force	60 kN		
Cutting time	Depending on material		
Charging time	15 min.		
Weight incl. battery	2.0 kg		
Ambient temperature	-10 °C up to +40 °C		
Item	Part No. Bosch	Part No. Makita	
Battery powered hydraulic cutting tool 25 mm dia.	ESG25CFB	ESG25CFM	
Scope of supply			Page
Bosch battery 18 V / 2.0 Ah, Li-Ion	RALB1EU		492
Bosch quick-charger for 18 V Li-Ion battery	LGLB1EU		494
Makita battery 18 V / 1.5 Ah, Li-Ion		RAL1	491
Makita quick-charger for 18 V Li-Ion battery		LGL1	494
Plastic case 450 x 370 x 105 mm	KK50NG	KK50NG	
Accessories			Page
Bosch battery 18 V / 5.0 Ah, Li-Ion	RALB2EU		493
Makita battery 18 V / 3.0 Ah, Li-Ion (54 Wh)		RAL2	491



ES 32 Battery powered hydraulic cutting tool 32 mm dia.



- ▶ Slim cutting head - ideal when space is critical
- ▶ All tool data in view thanks to display and ipress app

Characteristics

- Choose your battery system: Bosch or Makita
- All data can be easily read via Bluetooth
- Open head, rotatable
- Simple and safe: One-button operating concept for controlling all tool functions
- Effortless working due to balanced centre of gravity
- LED for work area illumination
- Simple and safe: Automatic retraction when operation is complete
- Manual retract stop (MRS) for efficient operations
- Always ready-to-use thanks to battery charge and service display

Suitable for

- Stranded Cu and Al cables

Technical data

Head type	Cutter open
Cutting range	max. 32 mm dia.
Cutting force	15 kN
Cutting time	8 s to 10 s (depending on cable type)
Charging time	15 min.
Weight incl. battery	2.0 kg
Ambient temperature	-10 °C up to +40 °C

Item	Part No. Bosch	Part No. Makita	
Battery powered hydraulic cutting tool 32 mm dia.	ES32CFB	ES32CFM	
Scope of supply			Page
Bosch battery 18 V / 2.0 Ah, Li-Ion	RALB1EU		492
Bosch quick-charger for 18 V Li-Ion battery	LGLB1EU		494
Makita battery 18 V / 1.5 Ah, Li-Ion		RAL1	491
Makita quick-charger for 18 V Li-Ion battery		LGL1	494
Plastic case 450 x 370 x 105 mm	KK50NG	KK50NG	
Accessories			Page
Bosch battery 18 V / 5.0 Ah, Li-Ion	RALB2EU		493
Makita battery 18 V / 3.0 Ah, Li-Ion (54 Wh)		RAL2	491





ES 32 F Battery powered hydraulic cutting tool 32 mm dia. for fine and superfine stranded copper cable

**NEXT
GENERATION**



- ▶ Cuts fine and superfine stranded copper cables
- ▶ Slim cutting head - ideal when space is critical
- ▶ All tool data in view thanks to display and ipress app

Characteristics

- Choose your battery system: Bosch or Makita
- All data can be easily read via Bluetooth
- Open head, rotatable
- Simple and safe: One-button operating concept for controlling all tool functions
- Effortless working due to balanced centre of gravity
- LED for work area illumination
- Simple and safe: Automatic retraction when operation is complete
- Manual retract stop (MRS) for efficient operations
- Always ready-to-use thanks to battery charge and service display

Suitable for

- Fine and superfine stranded copper cables

Technical data

Head type	Cutter open
Cutting range	max. 32 mm dia.
Cutting force	15 kN
Cutting time	8 s to 10 s (depending on material thickness)
Charging time	15 min.
Weight incl. battery	2.0 kg
Ambient temperature	-10 °C up to +40 °C

Item	Part No. Bosch	Part No. Makita	
Battery powered hydraulic cutting tool 32 mm dia., superfine-stranded	ES32FCFB	ES32FCFM	
Scope of supply			Page
Bosch battery 18 V / 2.0 Ah, Li-Ion	RALB1EU		492
Bosch quick-charger for 18 V Li-Ion battery	LGLB1EU		494
Makita battery 18 V / 1.5 Ah, Li-Ion		RAL1	491
Makita quick-charger for 18 V Li-Ion battery		LGL1	494
Plastic case 450 x 370 x 105 mm	KK50NG	KK50NG	
Accessories			Page
Bosch battery 18 V / 5.0 Ah, Li-Ion	RALB2EU		493
Makita battery 18 V / 3.0 Ah, Li-Ion (54 Wh)		RAL2	491



ESGM 45 Battery powered hydraulic cutting tool 45 mm dia.



- ▶ For cutting Al/St cables (ACSR), round materials (Cu, Al, St) as well as armoured cables, solid structural steel and fine-stranded copper cables
- ▶ High-performance cutting characteristics for highly-flexible conductors and wire cables
- ▶ All tool data in view thanks to display and ipress app

Characteristics

- Choose your battery system: Bosch or Makita
- All data can be easily read via Bluetooth
- Closed head with bolt interlock, rotatable, flip top style
- Simple and safe: One-button operating concept for controlling all tool functions
- Effortless working due to balanced centre of gravity
- LED for work area illumination
- 2-stage hydraulic system with fast feed and power stroke
- Simple and safe: Automatic retraction when operation is complete
- Manual retract stop (MRS) for efficient operations

Suitable for

- Cu and Al cables, Al/St wires (ACSR)

Technical data			
Head type	Guillotine closed		
Cutting range	max. 45 mm dia.		
Cutting force	70 kN		
Cutting time	8 s to 10 s (depending on material thickness)		
Charging time	15 min.		
Weight incl. battery	4.6 kg		
Ambient temperature	-10 °C up to +40 °C		
Item	Part No. Bosch	Part No. Makita	
Battery powered hydraulic cutting tool 45 mm dia.	ESGM45CFB	ESGM45CFM	
Scope of supply			Page
Bosch battery 18 V / 2.0 Ah, Li-Ion	RALB1EU		492
Bosch quick-charger for 18 V Li-Ion battery	LGLB1EU		494
Makita battery 18 V / 1.5 Ah, Li-Ion		RAL1	491
Makita quick-charger for 18 V Li-Ion battery		LGL1	494
Plastic case 450 x 370 x 105 mm	KKESGM45NG	KKESGM45NG	
Accessories			Page
Bosch battery 18 V / 5.0 Ah, Li-Ion	RALB2EU		493
Makita battery 18 V / 3.0 Ah, Li-Ion (54 Wh)		RAL2	491

ESG 45 Battery powered hydraulic cutting tool 45 mm dia.

**NEXT
GENERATION**



- ▶ High cutting force cuts armoured copper and aluminium cables and Al/St cables (ACSR)
- ▶ Also suitable for round material made of Al, Cu and steel
- ▶ Extremely robust design and lightweight
- ▶ Saves time with multiple cuts thanks to innovative opening mechanism
- ▶ Alle Werkzeugdaten im Blick dank Display und ipress App

Characteristics

- Choose your battery system: Bosch or Makita
- All data can be easily read via Bluetooth
- Closed head with bolt interlock, rotatable, flip top style
- Simple and safe: One-button operating concept for controlling all tool functions
- Effortless working due to balanced centre of gravity
- LED for work area illumination
- 2-stage hydraulic system with fast feed and power stroke
- Simple and safe: Automatic retraction when operation is complete
- Manual retract stop (MRS) for efficient operations
- Always ready-to-use thanks to battery charge and service display

Suitable for

- Armoured Cu and Al cables, Al/St wires

Technical data			
Head type	Guillotine closed		
Cutting range	max. 45 mm dia.		
Cutting force	60 kN		
Cutting time	8 s to 18 s (depending on material)		
Charging time	45 min.		
Weight incl. battery	5.9 kg		
Ambient temperature	-10 °C up to +40 °C		
Item	Part No. Bosch	Part No. Makita	
Battery powered hydraulic cutting tool 45 mm dia.	ESG45CFB	ESG45CFM	
Scope of supply			Page
Bosch battery 18 V / 5.0 Ah, Li-Ion	RALB2EU		493
Bosch quick-charger for 18 V Li-Ion battery	LGLB1EU		494
Makita battery 18 V / 3.0 Ah, Li-Ion (54 Wh)		RAL2	491
Makita quick-charger for 18 V Li-Ion battery		LGL1	494
Plastic case 450 x 370 x 105 mm	KK120NG	KK120NG	
Accessories			Page
Bosch battery 18 V / 5.0 Ah, Li-Ion	RALB2EU		493
Makita battery 18 V / 4.0 Ah, Li-Ion		RAL40	492



**ESM 50 Battery powered hydraulic cutting tool 50 mm dia.
for copper and aluminium cable**



- ▶ For cutting copper and aluminium cables (fine-stranded also)
- ▶ Very high cutting capacity thanks to innovative cutting geometry
- ▶ All tool data in view thanks to display and ipress app

Characteristics

- Choose your battery system: Bosch or Makita
- All data can be easily read via Bluetooth
- Open head, rotatable
- Simple and safe: One-button operating concept for controlling all tool functions
- Effortless working due to balanced centre of gravity
- LED for work area illumination
- Simple and safe: Automatic retraction when operation is complete
- Manual retract stop (MRS) for efficient operations
- Always ready-to-use thanks to battery charge and service display

Suitable for

- Cu and Al cables (multi and fine stranded) even armoured cable

Technical data			
Head type	Cutter open		
Cutting range	max. 50 mm dia.		
Cutting force	38 kN		
Cutting time	8 s up to 10 s (depending on material thickness)		
Charging time	15 min.		
Weight incl. battery	3.0 kg		
Ambient temperature	-10 °C up to +40 °C		
Item	Part No. Bosch	Part No. Makita	
Battery powered hydraulic cutting tool 50 mm dia.	ESM50CFB	ESM50CFM	
Scope of supply			Page
Bosch battery 18 V / 2.0 Ah, Li-Ion	RALB1EU		492
Bosch quick-charger for 18 V Li-Ion battery	LGLB1EU		494
Makita battery 18 V / 1.5 Ah, Li-Ion		RAL1	491
Makita quick-charger for 18 V Li-Ion battery		LGL1	494
Plastic case 450 x 370 x 105 mm	KK50NG	KK50NG	
Accessories			Page
Bosch battery 18 V / 5.0 Ah, Li-Ion	RALB2EU		493
Makita battery 18 V / 3.0 Ah, Li-Ion (54 Wh)		RAL2	491



ESG 50 Battery powered hydraulic cutting tool 48 mm dia.

**NEXT
GENERATION**



- ▶ Cuts copper and aluminium cables with lightweight steel armouring (depending on cable type)
- ▶ Low weight for effortless operations
- ▶ Saves time thanks to innovative opening mechanism
- ▶ All tool data in view thanks to display and ipress app

Characteristics

- Choose your battery system: Bosch or Makita
- All data can be easily read via Bluetooth
- Closed head, flip top style, rotatable
- Simple and safe: One-button operating concept for controlling all tool functions
- Effortless working due to balanced centre of gravity
- LED for work area illumination
- 2-stage hydraulic system with fast feed and power stroke
- Simple and safe: Automatic retraction when operation is complete
- Manual retract stop (MRS) for efficient operations
- Always ready-to-use thanks to battery charge and service display

Suitable for

- lightly armoured Cu and Al cables

Technical data	
Head type	Guillotine closed
Cutting range	max. 48 mm dia.
Cutting force	60 kN
Cutting time	8 s to 20 s (depending on material thickness)
Charging time	45 min.
Weight incl. battery	4.9 kg
Ambient temperature	-10 °C up to +40 °C

Item	Part No. Bosch	Part No. Makita	
Battery powered hydraulic cutting tool 48 mm dia.	ESG50CFB	ESG50CFM	
Scope of supply			Page
Bosch battery 18 V / 5.0 Ah, Li-Ion	RALB1EU		492
Bosch quick-charger for 18 V Li-Ion battery	LGLB1EU		494
Makita battery 18 V / 4.0 Ah, Li-Ion		RAL1	491
Makita quick-charger for 18 V Li-Ion battery		LGL1	494
Plastic case 450 x 370 x 105 mm	KK50NG	KK50NG	
Accessories			Page
Bosch battery 18 V / 5.0 Ah, Li-Ion	RALB2EU	RALB2EU	493



ESG 55 Battery powered hydraulic cutting tool 55 mm dia.

**NEXT
GENERATION**



- ▶ High cutting force cuts armoured copper and aluminium cables and Al/St cables (ACSR)
- ▶ Also suitable for round material made of Al, Cu and steel
- ▶ 120 kN cutting force for maximum output
- ▶ Saves time with multiple cuts thanks to innovative opening mechanism

Characteristics

- Choose your battery system: Bosch or Makita
- All data can be easily read via Bluetooth
- Closed head with bolt interlock, rotatable, flip top style
- Simple and safe: One-button operating concept for controlling all tool functions
- Effortless working due to balanced centre of gravity
- LED for work area illumination
- 2-stage hydraulic system with fast feed and power stroke
- Simple and safe: Automatic retraction when operation is complete
- Manual retract stop (MRS) for efficient operations
- Always ready-to-use thanks to battery charge and service display

Suitable for

- Armoured Cu and Al cables, Al/St wires

Technical data			
Head type	Guillotine closed		
Cutting range	max. 55 mm dia.		
Cutting force	120 kN		
Cutting time	10 s to 19 s (depending on material thickness)		
Charging time	45 min.		
Weight incl. battery	8.2 kg		
Ambient temperature	-10 °C up to +40 °C		
Item	Part No. Bosch	Part No. Makita	
Battery powered hydraulic cutting tool 55 mm dia.	ESG55CFB	ESG55CFM	
Scope of supply			Page
Bosch battery 18 V / 5.0 Ah, Li-Ion	RALB2EU		493
Bosch quick-charger for 18 V Li-Ion battery	LGLB1EU		494
Makita battery 18 V / 4.0 Ah, Li-Ion		RAL40	492
Makita quick-charger for 18 V Li-Ion battery		LGL1	494
Plastic case 450 x 370 x 105 mm	KK120NG	KK120NG	
Accessories			Page
Bosch battery 18 V / 5.0 Ah, Li-Ion	RALB2EU		493
Makita battery 18 V / 4.0 Ah, Li-Ion		RAL40	492

ES 65 Battery powered hydraulic cutting tool 65 mm dia.

**NEXT
GENERATION**



- ▶ Cuts copper and aluminium cables with lightweight steel armouring (depending on cable type)
- ▶ Also suitable for fine-stranded cables (depending on cable type)
- ▶ Saves time with multiple cuts thanks to innovative opening mechanism
- ▶ All tool data in view thanks to display and ipress app

Characteristics

- All data can be easily read via Bluetooth
- Choose your battery system: Bosch or Makita
- Open head, rotatable
- Simple and safe: One-button operating concept for controlling all tool functions
- Effortless working due to balanced centre of gravity
- LED for work area illumination
- 2-stage hydraulic system with fast feed and power stroke
- Simple and safe: Automatic retraction when operation is complete
- Manual retract stop (MRS) for efficient operations
- Always ready-to-use thanks to battery charge and service display

Suitable for

- Cu/Al cable



Technical data

Head type	Cutter open
Cutting range	max. 65 mm dia.
Cutting force	40 kN
Cutting time	Depending on material thickness
Charging time	45 min.
Weight incl. battery	6.3 kg
Ambient temperature	-12 °C up to +40 °C

Item	Part No. Bosch	Part No. Makita	
Battery powered hydraulic cutting tool 65 mm dia.	ES65CFB	ES65CFM	
Scope of supply			Page
Bosch battery 18 V / 5.0 Ah, Li-Ion	RALB2EU		493
Bosch quick-charger for 18 V Li-Ion battery	LGLB1EU		494
Makita battery 18 V / 3.0 Ah, Li-Ion (54 Wh)		RAL2	491
Makita quick-charger for 18 V Li-Ion battery		LGL1	494
Plastic case 450 x 370 x 105 mm	KK120NG	KK120NG	
Accessories			Page
Bosch battery 18 V / 5.0 Ah, Li-Ion	RALB2EU		493
Makita battery 18 V / 4.0 Ah, Li-Ion		RAL40	492



ESG 85 Battery powered hydraulic cutting tool 85 mm dia.



- ▶ Cuts copper and aluminium cables with lightweight steel armouring (depending on cable type)
- ▶ Saves time with multiple cuts thanks to innovative opening mechanism
- ▶ All tool data in view thanks to display and ipress app

Characteristics

- Choose your battery system: Bosch or Makita
- All data can be easily read via Bluetooth
- Larger cutting area, optimum force transmission due to closed head shape
- Simple and safe: One-button operating concept for controlling all tool functions
- LED for work area illumination
- 2-stage hydraulic system with fast feed and power stroke
- Simple and safe: Automatic retraction when operation is complete
- Manual retract stop (MRS) for efficient operations
- Always ready-to-use thanks to battery charge and service display

Suitable for

- lightly armoured Cu and Al cables

Technical data			
Head type	Guillotine closed		
Cutting range	max. 85 mm dia.		
Cutting force	60 kN		
Cutting time	Depending on material thickness		
Charging time	45 min.		
Weight incl. battery	6.8 kg		
Ambient temperature	-10 °C up to +40 °C		
Item	Part No. Bosch	Part No. Makita	
Battery powered hydraulic cutting tool 85 mm dia.	ESG85CFB	ESG85CFM	
Scope of supply			Page
Bosch battery 18 V / 5.0 Ah, Li-Ion	RALB2EU		493
Bosch quick-charger for 18 V Li-Ion battery	LGLB1EU		494
Makita battery 18 V / 4.0 Ah, Li-Ion		RAL40	492
Makita quick-charger for 18 V Li-Ion battery		LGL1	494
Plastic case 450 x 370 x 105 mm	KK120NG	KK120NG	
Accessories			Page
Bosch battery 18 V / 5.0 Ah, Li-Ion	RALB2EU		493
Makita battery 18 V / 4.0 Ah, Li-Ion		RAL40	492



ES 85 Battery powered hydraulic cutting tool 85 mm dia.

**NEXT
GENERATION**



- ▶ Cuts copper and aluminium cables with lightweight steel armoring (depending on cable type)
- ▶ Also suitable for fine-stranded cables (depending on cable type)
- ▶ Saves time with multiple cuts thanks to innovative opening mechanism
- ▶ All tool data in view thanks to display and ipress app

Characteristics

- Choose your battery system: Bosch or Makita
- All data can be easily read via Bluetooth
- Open head, rotatable
- Simple and safe: One-button operating concept for controlling all tool functions
- Effortless working due to balanced centre of gravity
- LED for work area illumination
- 2-stage hydraulic system with fast feed and power stroke
- Simple and safe: Automatic retraction when operation is complete
- Manual retract stop (MRS) for efficient operations
- Always ready-to-use thanks to battery charge and service display

Suitable for

- Cu and Al cable



Technical data	
Head type	Cutter open
Cutting range	max. 85 mm dia.
Cutting force	30 kN
Cutting time	Depending on material thickness
Charging time	45 min.
Weight incl. battery	7.2 kg
Ambient temperature	-10 °C up to +40 °C

Item	Part No. Bosch	Part No. Makita	
Battery powered hydraulic cutting tool 85 mm dia.	ES85CFB	ES85CFM	
Scope of supply			Page
Bosch battery 18 V / 5.0 Ah, Li-Ion	RALB2EU		493
Bosch quick-charger for 18 V Li-Ion battery	LGLB1EU		494
Makita battery 18 V / 4.0 Ah, Li-Ion		RAL40	492
Makita quick-charger for 18 V Li-Ion battery		LGL1	494
Plastic case 450 x 370 x 105 mm	KK120NG	KK120NG	
Accessories			Page
Bosch battery 18 V / 5.0 Ah, Li-Ion	RALB2EU		493
Makita battery 18 V / 4.0 Ah, Li-Ion		RAL40	492



**NEXT
GENERATION**

ESG 105 Battery powered hydraulic cutting tool 105 mm dia.



- ▶ Cuts copper and aluminium cables with armoring
- ▶ 120 kN cutting force for extremely wide cutting range up to 105 mm dia.
- ▶ Remarkably lightweight for tools in this performance class
- ▶ Saves time with multiple cuts thanks to innovative opening mechanism
- ▶ All tool data in view thanks to display and ipress app

Characteristics

- Choose your battery system: Bosch or Makita
- All data can be easily read via Bluetooth
- Closed head with bolt interlock, rotatable, flip top style
- Simple and safe: One-button operating concept for controlling all tool functions
- Effortless working due to balanced centre of gravity
- LED for work area illumination
- 2-stage hydraulic system with fast feed and power stroke
- Simple and safe: Automatic retraction when operation is complete
- Manual retract stop (MRS) for efficient operations
- Always ready-to-use thanks to battery charge and service display

Suitable for

- lightly armoured Cu and Al cables

Technical data			
Head type	Guillotine closed		
Cutting range	max. 105 mm dia.		
Cutting force	120 kN		
Cutting time	Depending on cable type		
Charging time	45 min.		
Weight incl. battery	10.7 kg		
Ambient temperature	-10 °C up to +40 °C		
Item	Part No. Bosch	Part No. Makita	
Battery powered hydraulic cutting tool 105 mm dia.	ESG105CFB	ESG105CFM	
Scope of supply			Page
Bosch battery 18 V / 5.0 Ah, Li-Ion	RALB2EU		493
Bosch quick-charger for 18 V Li-Ion battery	LGLB1EU		494
Makita quick-charger for 18 V Li-Ion battery		RAL40	492
Plastic case 450 x 370 x 105 mm		LGL1	494
Makita battery 18 V / 4.0 Ah, Li-Ion	MK105NG	MK105NG	
Accessories			Page
Bosch battery 18 V / 5.0 Ah, Li-Ion	RALB2EU		493
Makita battery 18 V / 4.0 Ah, Li-Ion		RAL40	492

ES 105 Battery powered hydraulic cutting tool 105 mm dia.

**NEXT
GENERATION**



- ▶ Cuts copper and aluminium cables with lightweight steel armouring and fine-stranded conductors (depending on cable type)
- ▶ Extremely large cutting area to 105 mm dia.
- ▶ Saves time with multiple cuts thanks to innovative opening mechanism
- ▶ All tool data in view thanks to display and ipress app

Characteristics

- Choose your battery system: Bosch or Makita
- All data can be easily read via Bluetooth
- Open head, rotatable
- Simple and safe: One-button operating concept for controlling all tool functions
- Effortless working due to balanced centre of gravity
- LED for work area illumination
- 2-stage hydraulic system with fast feed and power stroke
- Simple and safe: Automatic retraction when operation is complete
- Manual retract stop (MRS) for efficient operations
- Always ready-to-use thanks to battery charge and service display

Suitable for

- Cu and Al cable



Technical data			
Head type	Cutter open		
Cutting range	max. 105 mm dia.		
Cutting force	74 kN		
Cutting time	Depending on cable type		
Charging time	45 min.		
Weight incl. battery	9.6 kg		
Ambient temperature	-10 °C up to +40 °C		
Item	Part No. Bosch	Part No. Makita	
Battery powered hydraulic cutting tool 105 mm dia.	ES105CFB	ES105CFM	
Scope of supply			Page
Bosch battery 18 V / 5.0 Ah, Li-Ion	RALB2EU		493
Bosch quick-charger for 18 V Li-Ion battery	LGLB1EU		494
Makita battery 18 V / 4.0 Ah, Li-Ion		RAL40	492
Makita quick-charger for 18 V Li-Ion battery		LGL1	494
Plastic case 450 x 370 x 105 mm	MK105NG	MK105NG	
Accessories			Page
Bosch battery 18 V / 5.0 Ah, Li-Ion	RALB2EU		493
Makita battery 18 V / 4.0 Ah, Li-Ion		RAL40	492



EKM 60 UNV Battery-powered hydraulic universal tool 6 - 300 mm²



**K22
SERIE**

**K18
SERIE**

**K5
SERIE**

- ▶ One head for crimping, cutting and punching - one tool for all
- ▶ Ideal in the assembly field where all common jobs can be carried out using one tool
- ▶ All tool data on view thanks to display and ipress app
- ▶ Small and slim, perfect for cramped conditions

Characteristics

- Choose your battery system: Bosch or Makita
- All data can be easily read via Bluetooth
- Universal head flip top style, rotatable
- Simple and safe: One-button operating concept for controlling all tool functions
- Effortless working due to balanced centre of gravity
- LED for work area illumination
- Simple and safe: Automatic retraction when operation is complete
- Always ready-to-use thanks to battery charge and service display

Technical instructions

- Interchangeable adapters and dies for crimping, cutting and punching you will find on page 478

Technical data	
Crimping force	60 kN
Stroke	42 mm
Crimping range	6 - 300 mm ²
Crimping cycle	7 s up to 9 s (depending on cross-section)
Cutting range	max. 40 mm dia.
Punching capacity	up to 64 mm dia. round, up to 92 x 92 mm square
Charging time	15 min.
Weight	3.0 kg
Ambient temperature	-10 °C up to +40 °C

Item	Part No. Bosch	Part No. Makita	
Battery-powered hydraulic universal tool 6 - 300 mm ²	EKM60UNVCFB	EKM60UNVCFM	
Scope of supply			Page
Bosch battery 18 V / 2.0 Ah, Li-Ion	RALB1EU		492
Bosch quick-charger for 18 V Li-Ion battery	LGLB1EU		494
Makita battery 18 V / 1.5 Ah, Li-Ion		RAL1	491
Makita quick-charger for 18 V Li-Ion battery		LGL1	494
Adapter for crimping dies of Series 22	UA22	UA22	478
Plastic case 450 x 370 x 105 mm	KKMUNVNG	KKMUNVNG	
Accessories			Page
Bosch battery 18 V / 5.0 Ah, Li-Ion	RALB2EU		493
Makita battery 18 V / 3.0 Ah, Li-Ion (54 Wh)		RAL2	491

EK 60 UNV Battery-powered hydraulic universal tool 6 - 300 mm²

**NEXT
GENERATION**



- ▶ One head for crimping, cutting and punching - one tool for all
- ▶ Ideal in the assembly field where all common jobs can be carried out using one tool
- ▶ Fast working due to 2-stage hydraulics
- ▶ All tool data on view thanks to display and ipress app

Characteristics

- Choose your battery system: Bosch or Makita
- All data can be easily read via Bluetooth
- Universal head flip top style, rotatable
- Simple and safe: One-button operating concept for controlling all tool functions
- Effortless working due to balanced centre of gravity
- LED for work area illumination
- Simple and safe: Automatic retraction when operation is complete
- Always ready-to-use thanks to battery charge and service display

Technical instructions

- Interchangeable adapters and dies for crimping, cutting and punching you will find on page 478

Technical data	
Crimping force	60 kN
Stroke	42 mm
Crimping range	6 - 300 mm ²
Crimping cycle	3 s to 5 s (depending on cross-section)
Cutting range	max. 40 mm dia.
Punching capacity	up to 64 mm dia. round
Charging time	45 min.
Weight	4.8 kg
Ambient temperature	-10 °C up to +40 °C

Item	Part No. Bosch	Part No. Makita	
Battery-powered hydraulic universal tool 6 - 300 mm ²	EK60UNVCFB	EK60UNVCFM	
Scope of supply			Page
Bosch battery 18 V / 5.0 Ah, Li-Ion	RALB2EU		493
Bosch quick-charger for 18 V Li-Ion battery	LGLB1EU		494
Makita battery 18 V / 4.0 Ah, Li-Ion		RAL40	492
Makita quick-charger for 18 V Li-Ion battery		LGL1	494
Plastic case 450 x 370 x 105 mm	UA22	UA22	478
Adapter for crimping dies of Series 22	KK120UNVNG	KK120UNVNG	



**NEXT
GENERATION**

EK 120 UNV Battery-powered hydraulic universal tool 10 - 400 mm²



- ▶ One head for crimping, cutting and punching - one tool for all
- ▶ Ideal in the assembly field where all common jobs can be carried out using one tool
- ▶ All tool data on view thanks to display and ipress app

Characteristics

- Choose your battery system: Bosch or Makita
- All data can be easily read via Bluetooth
- Universal head flip top style, rotatable
- Simple and safe: One-button operating concept for controlling all tool functions
- Effortless working due to balanced centre of gravity
- LED for work area illumination
- Simple and safe: Automatic retraction when operation is complete
- Always ready-to-use thanks to battery charge and service display

Technical instructions

- Interchangeable adapters and dies for crimping, cutting and punching you will find on page 478



**K13
SERIE**

Technical data	
Crimping force	108 kN
Stroke	42 mm
Crimping range	10 - 400 mm ²
Crimping cycle	Depending on cable type
Cutting range	max. 40 mm dia.
Punching capacity	up to 144 mm dia. round, up to 138 x 138 mm square
Charging time	45 min.
Weight	6.5 kg
Ambient temperature	-10 °C up to +40 °C

Item	Part No. Bosch	Part No. Makita	
Battery-powered hydraulic universal tool 10 - 400 mm ²	EK120UNVCFB	EK120UNVCFM	
Scope of supply			Page
Bosch battery 18 V / 5.0 Ah, Li-Ion	RALB2EU		493
Bosch quick-charger for 18 V Li-Ion battery	LGLB1EU		494
Plastic case 450 x 370 x 105 mm	KK120UNVNG	KK120UNVNG	
Adapter for crimping dies	UA12TKL	UA12TKL	478

3



ALWAYS IN POSITION - 2 STAGES FOR MORE POWER

We promise you: Our cutting tools are powerful. The 2-stage hydraulic system uses its power to the full, the automatic retraction returns the cutter to the original position once the cut is made. Made from aluminium, it feels light in the hand.

As we said: a powerful tool!



► Comfortable all day long

Numerous cuts in succession are tiring. With the hand-operated hydraulic cutting tools, the housing and pump lever are therefore made from aluminium. The pump lever is in exactly the correct position, and so the pump movement requires only a small space - compared to a mechanical tool. Work better with the convenience of Klauke.

- Effortless operations due to the ergonomic design and low weight
- Work faster with the innovative 2-stage hydraulic system for fast feed and power stroke with counter pressure

► Adapts

All hand-operated hydraulic cutting tools have press heads that rotate through 360°. So you can work even in confined areas with flexible settings.

- Rotating heads for work in confined areas
- Extremely robust cutting heads

► Save yourself the return stroke

Your force acts in just one direction: Forwards. When the cutting process is complete, the cutting blades retract into the home position via the automatic retraction function. You save on the return path.

- Automatic retraction returns the cutting blades to the home position after the cut is made
- More reliability and shorter intervals between cutting processes
- Can be used up to a diameter of 85 mm
- Cutting force up to 120 kN
- Bolt locking of cutting blade



HSG 45 Hand-operated hydraulic cutting tool 45 mm dia.



- ▶ Cuts armoured copper and aluminium cables and Al/St cables (ACSR)
- ▶ Also suitable for round material made of Al, Cu and steel
- ▶ Extremely sturdy design

Characteristics

- Closed head with bolt interlock, 360° rotation when not pressurised
- Light weight due to high quality aluminium housing
- 2-stage hydraulic system with fast feed and power stroke
- Simple and safe: Automatic retraction when operation is complete

Technical data		
Cutting range	max. 45 mm dia.	
Cutting force	60 kN	
Length	560 mm	
Weight	4.9 kg	
Ambient temperature	-20 °C up to +40 °C	
Item	Part No.	
Hand-operated hydraulic cutting tool 45 mm dia.	HSG45	
Scope of supply	Part No.	Page
Steel carrying case for HSG 45 or HSG 50	MK50	

HSG 50 Hand-operated hydraulic cutting tool 48 mm dia.



- ▶ Cuts copper and aluminium cables with lightweight steel armouring (depending on cable type)
- ▶ Effortless operations thanks to low weight

Characteristics

- Closed head, flip top style, rotatable
- Light weight due to high quality aluminium housing
- 2-stage hydraulic system with fast feed and power stroke
- Simple and safe: Automatic retraction when operation is complete

Technical data		
Cutting range	max. 48 mm dia.	
Cutting force	60 kN	
Length	540 mm	
Weight	3.5 kg	
Ambient temperature	-20 °C up to +40 °C	
Item	Part No.	
Hand-operated hydraulic cutting tool 48 mm dia.	HSG50	
Scope of supply	Part No.	Page
Steel carrying case for HSG 45 or HSG 50	MK50	



HSG 55 Hand-operated hydraulic cutting tool 55 mm dia.



- ▶ Cuts armoured copper and aluminium cables and Al/St cables (ACSR)
- ▶ Also suitable for round material made of Al, Cu and steel
- ▶ Maximum performance thanks to 120 kN cutting force

Characteristics

- Closed head with bolt interlock, 360° rotation when not pressurised
- Light weight due to high quality aluminium housing
- 2-stage hydraulic system with fast feed and power stroke
- Simple and safe: Automatic retraction when operation is complete

Technical data		
Cutting range	max. 55 mm dia.	
Cutting force	120 kN	
Length	approx. 605 mm	
Weight	7.3 kg	
Ambient temperature	-20 °C up to +40 °C	
Item	Part No.	
Hand-operated hydraulic cutting tool 55 mm dia.	HSG55	
Scope of supply	Part No.	Page
Steel carrying case for HSG 55	MKHSG55	

HSG 85/2 Hand-operated hydraulic cutting tool 85 mm dia.



- ▶ Cuts copper and aluminium cables with lightweight steel armoring (depending on cable type)
- ▶ Large cutting range
- ▶ High user safety owed to cutting head with bolt interlock

Characteristics

- Closed head with bolt interlock, 360° rotation when not pressurised
- Light weight due to high quality aluminium housing
- 2-stage hydraulic system with fast feed and power stroke
- Simple and safe: Automatic retraction when operation is complete

Technical data		
Cutting range	max. 85 mm dia.	
Cutting force	60 kN	
Length	approx. 677 mm	
Weight	5.9 kg	
Ambient temperature	-20 °C up to +40 °C	
Item	Part No.	
Hand-operated hydraulic cutting tool 85 mm dia.	HSG852	
Scope of supply	Part No.	Page
Steel carrying case for HSG 85	MK852	

EXPAND YOUR APPLICATIONS

The correct cutting head creates a host of potentials. Get your pump ready for every application. Klauke cutting heads can be flexibly combined with Klauke system pumps (see page 481) to offer you an individual solution for every challenge.



► Improved cutting using the right cutting heads.

Tool	Image	Design		Opening width	Cutting force kN	Application				Feature
		Open head	Closed head			Cu / Al*	Al / St (ACSR)	Cu / Al, solid	Steel, solid	
SDG 45			✓	45	60	✓	✓	✓	✓	Especially for Al/St wires to 45 mm dia. and St, solid.
SDG 50			✓	48	60	✓				For multi-stranded Al and Cu cables.
SDG 55			✓	55	120	✓	✓	✓	✓	With 120 kN cutting force, for all cables and Al/St ropes up to 55 mm diameter.
SDK 65		✓		65	42	✓				Ideal for cutting earth cables up to 65 mm diameter.
SDG 85/2			✓	85	60	✓				For cutting copper and aluminium cables up to 85 mm diameter.
SDK 85		✓		85	30	✓				For cutting telecommunication and earth cables up to 85 mm diameter.
SDG 105			✓	105	120	✓		✓		Very wide cutting range up to 105 mm - also for armoured cables diameter.
SDK 105		✓		105	74	✓				Also for fine stranded cables up to 105 mm diameter.
SDK 120		✓		120	55	✓				Extremely broad cutting range up to 120 mm diameter.

* This column also includes Cu / Al multi-stranded and Cu / Al with sheet metal and wire armouring.

** The exact cutting performance depends on the type of cable or wire.



Cutting

Hydraulic cutting heads and cutting systems

SDG 45 Hydraulic cutting head 45 mm dia.



- ▶ High cutting force cuts armoured copper and aluminium cables and Al/St cables (ACSR)
- ▶ Also suitable for round material made of Al, Cu and steel

Characteristics

- Closed head with bolt interlock, flip open jaws
- Head with quick coupling, 360° rotatable
- For connecting to hydraulic pumps with 700 bar operating pressure for best possible results

Technical data		
Cutting range	max. 45 mm dia.	
Cutting force	60 kN	
Operating pressure	max. 700 bar	
Length	340 mm	
Weight	3.8 kg	
Item	Part No.	
Hydraulic cutting head 45 mm dia.	SDG45	
Scope of supply	Part No.	Page
Carrying bag	TT2	196

SDG 50 Hydraulic cutting head 48 mm dia.



- ▶ Cuts copper and aluminium cables with lightweight steel armouring (depending on cable type)

Characteristics

- Closed crimping head, flip top style
- Head with quick coupling, 360° rotatable
- For connecting to hydraulic pumps with 700 bar operating pressure for best possible results

Technical data		
Cutting range	max. 48 mm dia.	
Cutting force	60 kN	
Operating pressure	max. 700 bar	
Length	330 mm	
Weight	2.5 kg	
Item	Part No.	
Hydraulic cutting head 48 mm dia.	SDG50	
Scope of supply	Part No.	Page
Carrying bag	TT2	196



SDG 55 Hydraulic cutting head 55 mm dia.



- ▶ High cutting force cuts armoured copper and aluminium cables and Al/St cables (ACSR)
- ▶ Also suitable for round material made of Al, Cu and steel
- ▶ 120 kN cutting force for maximum output

Characteristics

- Closed head with bolt interlock, 360° rotation when not pressurised
- For connecting to hydraulic pumps with 700 bar operating pressure for best possible results
- Ergonomic handling through grip

Technical data		
Cutting range	max. 55 mm dia.	
Cutting force	120 kN	
Operating pressure	max. 700 bar	
Length	380 mm	
Weight	5.6 kg	
Item	Part No.	
Hydraulic cutting head 55 mm dia.	SDG55	
Scope of supply	Part No.	Page
Carrying bag	TT2	196

SDK 65 Hydraulic cutting head 65 mm dia.



- ▶ Cuts copper and aluminium cables with lightweight steel armoring (depending on cable type)
- ▶ Also suitable for fine-stranded cables (depending on cable type)
- ▶ Safe operations due to high ground stability by double handles
- ▶ Improved cutting characteristics due to new cutting geometry

Characteristics

- Open head with quick coupling, 360° rotation when not pressurised
- For connecting to hydraulic pumps with 700 bar operating pressure for best possible results

Technical data		
Cutting range	max. 65 mm dia.	
Cutting force	42 kN	
Operating pressure	max. 700 bar	
Length	425 mm	
Weight	4.7 kg	
Item	Part No.	
Hydraulic cutting head 65 mm dia.	SDK65	
Scope of supply	Part No.	Page
Carrying bag	TT2	196



Cutting

Hydraulic cutting heads and cutting systems

SDG 85/2 Hydraulic cutting head 85 mm dia.



- ▶ High user safety owed to cutting head with bolt interlock
- ▶ Exceptionally light and compact design
- ▶ Cuts copper and aluminium cables with lightweight steel armouring (depending on cable type)

Characteristics

- Closed head with bolt interlock, 360° rotation when not pressurised
- For connecting to hydraulic pumps with 700 bar operating pressure for best possible results
- Simple handling

Technical data		
Cutting range	max. 85 mm dia.	
Cutting force	60 kN	
Operating pressure	max. 700 bar	
Length	445 mm	
Weight	4.3 kg	
Item	Part No.	
Hydraulic cutting head 85 mm dia.	SDG852	
Scope of supply	Part No.	Page
Carrying bag	TT2	196

SDK 85 Hydraulic cutting head 85 mm dia.



- ▶ Cuts copper and aluminium cables with lightweight steel armouring (depending on cable type)
- ▶ Suitable for fine-stranded cable and telecommunication cable (depending on cable type)
- ▶ Safe operations due to high ground stability by double handles
- ▶ Improved cutting characteristics due to new cutting geometry

Characteristics

- Open head with quick coupling, 360° rotation when not pressurised
- For connecting to hydraulic pumps with 700 bar operating pressure for best possible results
- Uniform cut by knife guide

Technical data		
Cutting range	max. 85 mm dia.	
Cutting force	30 kN	
Operating pressure	max. 700 bar	
Length	450 mm	
Weight	5.2 kg	
Item	Part No.	
Hydraulic cutting head 85 mm dia.	SDK85	
Scope of supply	Part No.	Page
Carrying bag	TT2	196



SDG 105 Hydraulic cutting head 105 mm dia.



- ▶ Cuts copper and aluminium cables with armouring
- ▶ 120 kN cutting force for extremely wide cutting range up to 105 mm dia.

Characteristics

- Closed head with bolt interlock, 360° rotation when not pressurised
- Compact design permits cutting in confined areas
- Simple handling
- For connecting to hydraulic pumps with 700 bar operating pressure for best possible results

Technical data		
Cutting range	max. 105 mm dia.	
Cutting force	120 kN	
Operating pressure	max. 700 bar	
Length	432 mm	
Weight	7.7 kg	
Item	Part No.	
Hydraulic cutting head 105 mm dia.	SDG105	
Scope of supply	Part No.	Page
Carrying bag	TT2	196

SDK 105 Hydraulic cutting head 105 mm dia.



- ▶ Cuts copper and aluminium cables with lightweight steel armouring (depending on cable type)
- ▶ Extremely wide cutting range up to 105 mm dia., also for fine-stranded cables (depending on cable type)
- ▶ Safe operations due to high ground stability by double handles

Characteristics

- Open head with quick coupling, 360° rotation when not pressurised
- For connecting to hydraulic pumps with 700 bar operating pressure for best possible results
- High stability due to double grip

Technical data		
Cutting range	max. 105 mm dia.	
Cutting force	74 kN	
Operating pressure	max. 700 bar	
Length	510 mm	
Weight	7.7 kg	
Item	Part No.	
Hydraulic cutting head 105 mm dia.	SDK105	
Scope of supply	Part No.	Page
Carrying bag	TT4	196



Cutting

Hydraulic cutting heads and cutting systems

SDK 120 Hydraulic cutting head 120 mm dia.




- ▶ Cuts copper and aluminium cables with lightweight steel armouring (depending on cable type)
- ▶ Extremely wide cutting range up to 120 mm dia., also for fine-stranded cables (depending on cable type)
- ▶ Exceptionally light and compact design
- ▶ Safe operations due to high ground stability by double handles

Characteristics

- Open head with quick coupling, 360° rotation when not pressurised
- High stability due to double grip
- For connecting to hydraulic pumps with 700 bar operating pressure for best possible results

Technical data		
Cutting range	max. 120 mm dia.	
Cutting force	55 kN	
Operating pressure	max. 700 bar	
Length	538 mm	
Weight	8.7 kg	
Item	Part No.	
Hydraulic cutting head 120 mm dia.	SDK120	
Scope of supply	Part No.	Page
Carrying bag	TT4	196

AS 65 FHP Hydraulic cutting tool with foot pump 65 mm dia.



- ▶ Cuts copper and aluminium cables with lightweight steel armouring (depending on cable type)
- ▶ Also suitable for fine-stranded cable
- ▶ Safe operations due to high ground stability by double handles
- ▶ Foot pump with two-stage hydraulics
- ▶ Improved cutting characteristics thanks to new cutting geometry


Characteristics

- Open head with quick coupling, 360° rotation when not pressurised
- Manual retract as required
- Hydraulic hose, 2 m

Technical data		
Cutting range	max. 65 mm dia.	
Operating pressure	max. 700 bar	
Weight	16.7 kg	
Item	Part No.	
Hydraulic cutting tool with foot pump 65 mm dia.	AS65FHP	
Scope of supply	Part No.	Page
Hydraulic hose, 2 m	HS22	497
Steel carrying case	MKU	196
Accessories	Part No.	Page
Hydraulic hose, 3 m	HS23	497
Hydraulic hose, 4 m	HS24	497
Hydraulic hose, 5 m	HS25	497
Hydraulic hose, 6 m	HS26	497
Hydraulic hose, 8 m	HS28	497
Hydraulic hose, 10 m	HS210	497



AS 105 FHP / AS 120 FHP Hydraulic cutting tools for foot pump 105 and 120 mm dia.



- ▶ Cuts copper and aluminium cables with lightweight steel armouring (depending on cable type)
- ▶ Suitable for fine-stranded cable and telecommunication cable
- ▶ Safe operations due to high ground stability by double handles
- ▶ Wide cutting range also for fine-stranded cables

Characteristics

- Foot pump with two-stage hydraulics
- Open head with quick coupling, 360° rotation when not pressurised
- Manual retract as required
- Hydraulic hose, 2 m

Technical data

Cutting range	AS 105 FHP: max. 105 mm dia., AS120FHP: max. 120 mm dia.
Cutting force	AS105FHP: 74 kN, AS120FHP: 55 kN
Operating pressure	max. 700 bar
Weight	AS105FHP: 19.7 kg, AS120FHP: 20.7 kg

Item	Part No.
Hydraulic cutting tool with foot pump 105 mm dia.	AS105FHP
Hydraulic cutting tool with foot pump 120 mm dia.	AS120FHP

Scope of supply	Part No.	Page
Hydraulic hose, 2 m	HS22	497
Steel carrying case	MKU	196

Accessories	Part No.	Page
Hydraulic hose, 3 m	HS23	497
Hydraulic hose, 4 m	HS24	497
Hydraulic hose, 5 m	HS25	497
Hydraulic hose, 6 m	HS26	497
Hydraulic hose, 8 m	HS28	497
Hydraulic hose, 10 m	HS210	497



OUR COMMITMENT TO YOUR SAFETY - SAFETY CUTTERS

Klauke safety cutters cut reliably with BG-tested safety. 10 m hydraulic safety hose creates adequate distance to possible hazard sources. Non-conductive hydraulic oil ensures the highest level of safety. Our cutters protect you up to a rated voltage of 60 kV.



► Safe in any application

Choose the device - foot pump, battery-powered hydraulics or portable pump unit - that suits your work. Safety in every situation.

- BG-tested safety up to 60 kV rated voltage for CU/AL cables without steel armoring
- The right safety cutters for application
- 10 m hydraulic hose for adequate distance to the hazard source

► Free head selection

Klauke safety cutters are available with various open and closed heads. Choose the right head for your application.

- The right head for every application
- Opening width up to 120 mm
- All heads rotate through 360°



SSG Hydraulic safety cutter with foot pump to max. 104 mm dia.



- ▶ BG-approved safety cutter for safe cutting of live Cu/Al cables without steel armouring which, in case of a failure, may carry voltages of up to 60 kV
- ▶ Single-core live cables without steel armouring can be cut under voltage of up to 110 kV/60 Hz

Characteristics

- Head with quick coupling, 360° rotatable
- Two-stage hydraulics
- Manual retract as required
- Safety/hydraulic hose, 10 m

Technical data	SSG65	SSGG85	SSG105	SSGG105	
Head type	open (SSK65)	closed (SSKG85)	open (SSK105)	closed (SSGG105)	
Cutting range	max. 65 mm dia. (depending on cable type)	max. 85 mm dia. (depending on cable type)	max. 105 mm dia. (depending on cable type)	max. 105 mm dia. (depending on cable type)	
Operating pressure	625 bar	625 bar	625 bar	625 bar	
Hydraulic oil	Special oil Rivolta S.B.H.11	Special oil Rivolta S.B.H.11	Special oil Rivolta S.B.H.11	Special oil Rivolta S.B.H.11	
Weight	16 kg	16 kg	19 kg	19 kg	
Ambient temperature	-20 °C up to +40 °C	-20 °C up to +40 °C	-20 °C up to +40 °C	-20 °C up to +40 °C	
Item				Part No.	
Hydraulic safety cutting unit with foot pump max. 65 mm dia.				SSG65	
Hydraulic safety cutting unit with foot pump max. 85 mm dia.				SSGG85	
Hydraulic safety cutting unit with foot pump max. 104 mm dia.				SSG105	
Hydraulic safety cutting unit with foot pump max. 104 mm dia.				SSGG105	
Scope of supply				Part No.	Page
Safety/hydraulic hose, 10 m					
Earthing kit				EG1	
Steel carrying case				MKSSG	
Accessories				Part No.	Page
Heat protection cover 1.8 m x 1.8 m				HSD1	
Heat protection cover 1.2 m x 0.9 m				HSD2	
Heat protection cover 0.45 m x 0.6 m				HSD3	



ESSG Battery powered hydraulic safety cutter to max. 104 mm dia.



- ▶ BG-approved safety cutter for cutting live Cu/Al cables without steel armouring which, in case of a failure, may carry voltages of up to 60 kV
- ▶ Single-core live cables without steel armouring can be cut under voltage of up to 110 kV/60 Hz
- ▶ Powerful 3.3 Ah Li-Ion battery

Characteristics

- 2-stage hydraulic system with fast feed and power stroke
- Electronic control
- Multifunction LED for maintenance display and charge status display of the battery
- LED display for service interval after 250 cuts
- 10 m non-conducting hydraulic hose with a coupling to connect to pump ESSG-L

Technical data	ESSG65L	ESSGG85L	ESSG105L
Head type	open (SSK65)	closed (SSK85)	open (SSK105)
Cutting range	max. 65 mm dia. (depending on cable type)	max. 85 mm dia. (depending on cable type)	max. 105 mm dia. (depending on cable type)
Cutting force	35 kN	60 kN	80 kN
Cutting time	approx. 21 s 40 s	approx. 21 - 40 s	approx. 21 - 40 s
Operating pressure	625 bar	625 bar	625 bar
Battery voltage	18 V	18 V	18 V
Battery capacity	3.3 Ah, Li-Ion	3.3 Ah, Li-Ion	3.3 Ah, Li-Ion
Charging time	60 min.	60 min.	60 min.
Hydraulic oil	Special oil Rivolta S.B.H.11	Special oil Rivolta S.B.H.11	Special oil Rivolta S.B.H.11
Weight	10.12 kg	9.98 kg	13.13 kg
Ambient temperature	-20 °C up to +40 °C	-20 °C up to +40 °C	-20 °C up to +40 °C
Item	Part No.		
Battery powered hydraulic safety cutter, max. 65 mm dia.	ESSG65L		
Battery powered hydraulic safety cutter, max. 85 mm dia.	ESSGG85L		
Battery powered hydraulic safety cutter, max. 104 mm dia.	ESSG105L		
Scope of supply	Part No.	Page	
Battery 18 V / 3.3 Ah, Li-Ion (54 Wh)	RAL3	491	
Charger for 18 V Li-Ion batteries	LGL3	494	
Plastic case for ESSG65L and ESSG105L	KKESSGL		
Plastic case for ESSGG85L	KKESSGG85L		
Earthing kit	EG1		
Accessories	Part No.	Page	
Heat protection cover 1.8 m x 1.8 m	HSD1		
Heat protection cover 1.2 m x 0.9 m	HSD2		
Heat protection cover 0.45 m x 0.6 m	HSD3		



ASSG Battery powered hydraulic safety cutter to max. 120 mm dia.



- ▶ DGVU-approved safety cutter for cutting live Cu/Al cables without steel armouring which, in case of a failure, may carry voltages of up to 60 kV
- ▶ Single-core live cables without steel armouring can be cut under voltage of up to 110 kV/60 Hz
- ▶ Very wide opening width to 120 mm
- ▶ Safe and fast operations by using remote control and 10 m long safety hydraulic hose

Characteristics

- 2-stage hydraulic system with fast feed and power stroke
- Quick motor stop for high user safety
- Electronic control
- DGVU-tested
- 360° rotating connection as with the cutting head
- Battery-powered pump filled with non-conductive oil
- Remote control for increased comfort and safety
- Two powerful 5 Ah, 18 V Lithium-Ion batteries (one battery is always there as a replacement)
- Sturdy housing from impact-resistant, fibreglass reinforced polyamide
- 10 m non-conducting hydraulic hose with a coupling to connect to pump ASSG
- Multi-function display for pressure testing, power consumption and service interval

Additional information

- Complete system, different variants available depending on cutting head

Technical data	ASSG65L	ASSGG85L	ASSG105L	ASSGG105L	ASSG120SL
Head type	open	closed	open	closed	open
Cutting range	max. 65 mm dia.	max. 85 mm dia.	max. 105 mm dia.	max. 105 mm dia.	max. 120 mm dia.
Operating pressure	max. 630 bar	max. 630 bar	max. 630 bar	max. 630 bar	max. 630 bar
Battery voltage	18 V	18 V	18 V	18 V	18 V
Battery capacity	2 x 5 Ah Li-Ion	2 x 5 Ah Li-Ion	2 x 5 Ah Li-Ion	2 x 5 Ah Li-Ion	2 x 5 Ah Li-Ion
Charging time	45 min.	45 min.	45 min.	45 min.	45 min.
Max. oil volume	approx. 750 ml	approx. 750 ml	approx. 750 ml	approx. 750 ml	approx. 750 ml
Hydraulic oil	Shell Naturelle HF-E 15	Shell Naturelle HF-E 15	Shell Naturelle HF-E 15	Shell Naturelle HF-E 15	Shell Naturelle HF-E 15
Weight incl. battery	2 batteries approx. 6.4 kg	2 batteries approx. 6.4 kg	2 batteries approx. 6.4 kg	2 batteries approx. 6.4 kg	2 batteries approx. 6.4 kg
Ambient temperature	-20 °C up to +40 °C	-20 °C up to +40 °C	-20 °C up to +40 °C	-20 °C up to +40 °C	-20 °C up to +40 °C
Dimension	330 x 160 x 280 mm	330 x 160 x 280 mm	330 x 160 x 280 mm	330 x 160 x 280 mm	330 x 160 x 280 mm

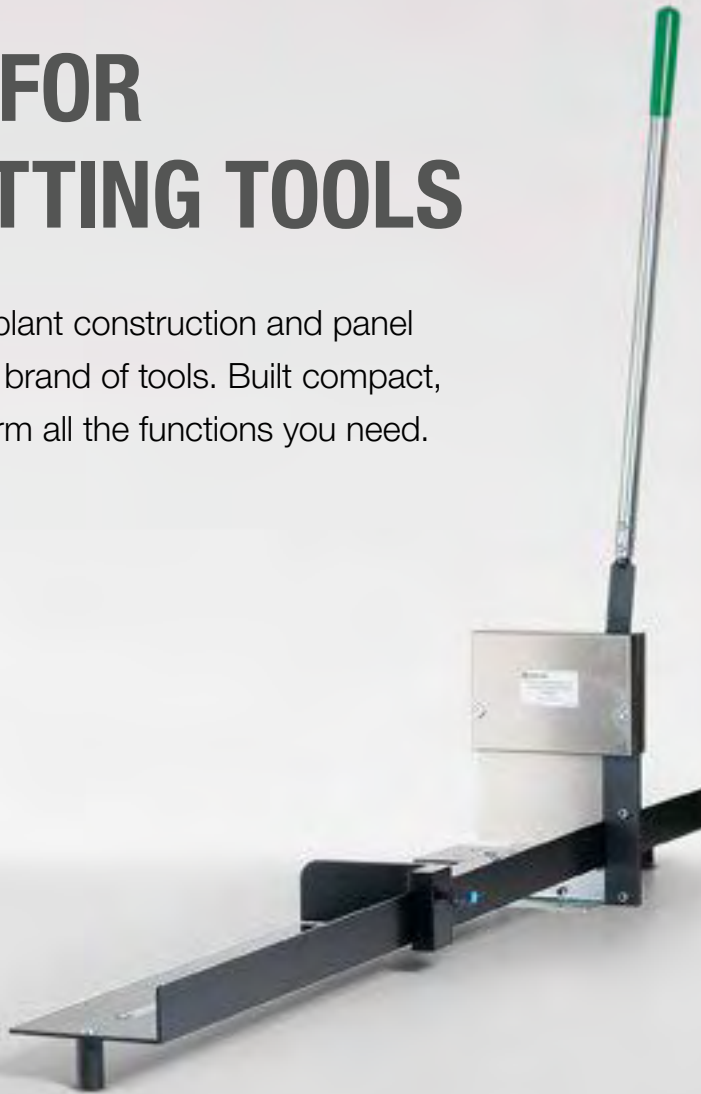
Item	Part No.
Battery powered hydraulic safety cutter, max. 65 mm dia.	ASSG65L
Battery powered hydraulic safety cutter, max. 85 mm dia.	ASSGG85L
Battery powered hydraulic safety cutter, max. 105 mm dia.	ASSG105L
Battery powered hydraulic safety cutter, max. 105 mm dia.	ASSGG105L
Battery powered hydraulic safety cutter, max. 120 mm dia.	ASSG120SL

Scope of supply	Part No.	Quantity	Page
Makita battery 18 V / 5.0 Ah, Li-Ion (90 Wh)		2	492
Makita quick-charger for 18 V Li-Ion battery	LGL1	1	494
Earthing kit	EG1	1	
Carrying strap with shoulder padding	TG3	1	495
Remote control with 1.5 m cable	HTA4	1	499
Plastic case		1	
Plastic case for ASSG105L and ASSG120SL	KKSSK120S	1	



5 PROFILES FOR SPECIAL CUTTING TOOLS

For challenging operations in plant construction and panel building, we use the Greenlee brand of tools. Built compact, the high-quality devices perform all the functions you need.



► DIN profile rails

So you retain the profile as you cut:
DIN profile rail cutter from Greenlee.

- Burr-free cutting to length and punching of all common DIN profiles
- Hand lever with optimum force transmission
- High-quality cutting blades with hardly any wear
- Integrated locating holes simplifies mounting on the workbench
- Easily replaceable cutting plate cassette

► Cutting values

Work precisely with our wiring conduit cutter.

- For halogen-free cable conduit up to 125 mm wide
- Maintenance-free mechanism
- Measuring rule enables precise cutting to length
- High level of operator safety while working due to fully-covered cutting blades

► Always on the right track: Wiring conduit cutter

Everything fits well, from the very first setting. The measuring cutter simplifies precision cutting to length. The cutting blades are covered for safety. They cut halogen-free cable conduit up to 125 mm wide as accurately as you want. High-quality

materials and optimised processing ensure safety and reliability: The cutting blades are practically wear-free, the cutting mechanism is entirely maintenance-free. No worries about these tools. You concentrate fully on the task.



DIN profile conductor cutting and punching tool

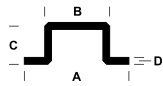


- ▶ For burr-free cutting and punching
- ▶ Less effort needed
- ▶ Includes die plate holder with 5 profiles

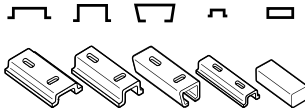
Suitable for

- Punches vertical and horizontal mounting holes 6.4 x 12.0 mm
- With holes for workbench assembly

Item	Part No.
DIN profile conductor cutting and punching tool	50115413



A - 35.0 mm	A - 35.0 mm	A - 34.0 mm	A - 15.0 mm	A - 10.0 mm
B - 27.0 mm	B - 27.0 mm	B - 10.5 mm	C - 5.5 mm	C - 3.0 mm
C - 7.5 mm	C - 15.0 mm	C - 15.0 mm	D - 1.0 mm	
D - 1.0 mm	D - 1.5 mm			



Profile conductor cutter Compact



- ▶ For burr-free cutting to length
- ▶ Less effort needed
- ▶ Includes die plank holder with 2 profiles

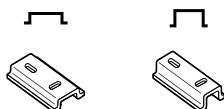
Suitable for

- With holes for workbench assembly
- Manual operation

Item	Length of rail guide mm	Length of hand lever mm	Part No.
Profile conductor cutter Compact	1000	850	52055684



A - 35.0 mm	A - 35.0 mm
B - 27.0 mm	B - 27.0 mm
C - 7.5 mm	C - 15.0 mm
D - 1.0 mm	D - 1.5 mm



Wiring conduit cutter

NEW



- ▶ Burr-free cutting even with halogen-free cable ducts
- ▶ 90° angle cutting
- ▶ Protects from injury when not in use

Characteristics

- Simple workbench mounting
- Maintenance free
- Cutting mechanism completely protected

Suitable for

- Standard and halogen-free plastic profile with 2.5 mm wall thickness and up to 125 mm width

Technical data		
Cutting width	125 mm	
Dimension	1460 x 250 x 990 mm	
Weight	10.5 kg	
Length of rail guide	1000 mm	
Length of hand lever	600 mm	
Wiring duct (wall thickness)	2.5 mm	
Item	Part No.	
Wiring conduit cutter	50125700	
Scope of supply	Part No.	Page
Hand lever		
Fixing device	50115537	
Measurement scale		

Cutting die

K18
SERIE

- ▶ For multi-stranded Al and Cu cables without armouring



Item	Cutting range	Part No.
Cutting die, 18 mm	18 mm	S18



QUICK AND CLEAN.

Greenlee tools for punching - exactly the right solution for accurate operations. Extreme reliability quickly achieves a burr-free result.





Punching

Round and special shape punches	416
Standard punch systems	418
Slug Buster® punch systems	420
Slug-Splitter® punch system for stainless steel	421
Speed-Punch™ punch system	422
Special shape punches	425

Punching tools and sets	434
Speed Nut	436
Mechanical and hydraulic punching tools	436
Battery powered punching tool LS 60-L	438
Battery powered punching tool LS 50 Flex	439
Battery powered universal tools	440
Slug Buster® punch sets	447
Speed-Punch™ punch sets	449
Slug-Splitter® punch sets	451
Slug Buster® punching tools and sets	452

Hole saws	456
HSS bi-metal hole saws	458

Bits and step bits	464
---------------------------	------------



PATENTED CLEAN SOLUTION - ROUND AND SPECIAL SHAPE PUNCH

Speed and innovation set our Greenlee products apart. With Speed Punch and Slug Splitter, you can work quickly and precisely in any application. Our commitment to your work.



In brief

- ▶ Long service life
- ▶ For aluminium and steel to 3.5 mm thick
- ▶ Threadless profile for quick replacement
- ▶ No jamming of the slug
- ▶ Threads require no maintenance



▶ Quick punching with Speed Punch

We make you faster. Time-saving operations are really easy with the Speed Punch profile. The threadless stamp profile is quickly changed via clamp technology - no more screwing the counter nut off and on! Which also means: Threads are care and maintenance-free. Punching is up to three-times quicker than before.

- Quick punching system: Punching up to 3 x quicker
- For aluminium and steel up to 3.5 mm thick
- Innovative clamp technology
- No more screwing the counter nut off and on
- Threads are now care and maintenance-free

Speed Punch video:
youtube.com/watch?v=0LJ7mHEgeow



▶ Slug Splitter: Automatic clean punching

We make it easy for you. The Slug Splitter separates punched slug remnants. You can fully concentrate on punching stainless steel, without delays due to time-consuming removal of punched slug remnants.

- Splits the punches into two parts for direct removal of punch slug remnants
- Longest service life due to high-quality stainless steel
- Suitable for use with all Greenlee punching hydraulics



▶ Square punch: Special-shaped punches

Displays and panels require appropriate square-shaped punching. The special punching stamp from Greenlee punches stainless steel and mild steel without leaving burrs. High-quality tool steel meets your requirements - in proven Greenlee quality.

- For mild steel (St37), plastic and aluminium to 3.0 mm thick and V2A stainless steel up to 1.5 mm
- Burr-free punching of display panels
- High-quality tool steel





Punching

Round and special shape punches

Standard punch systems



► Ball bearing draw stud reduces operating force

Suitable for

- Mild steel (St37), plastic and aluminium up to 3.5 mm

Operation

- Manual / hydraulic

Predrilling

- Draw stud 9.5 mm dia., pilot drill 9.7 mm diameter 50360183
draw stud 19.0 mm dia., pilot drill 20.5 mm diameter 50344030

Scope of supply

- Complete system including punch, die and draw stud for manual operation

Additional information

- *50042181 Draw stud without ball-bearing

Punch size			Max. Material thickness	Individual parts for manual operation					Draw studs + Accessories for hydraulic units				Complete unit
True dimension	Standard size			mm (St37)	Punch	Die	Draw stud with ball bearing	Ball bearing nut	Spacer	Draw studs		Accessories	
	mm	Pg	ISO							Hand hydraulic 7804E, 7904E	Battery powered punch LS 50 FLEX LS 60 L	Hydr. pump 50159062 50250973	Adapter sleeves 19,0 / 28,6
12.7	PG 7		1.5	50069969	50042351	50042181							50024086
14.3			1.5	50042300	50042297	50042181							50024337
15.2	Pg 9		2.0	50213164	50320025	50000420							50211153
15.9			1.5	50042238	50042246	50042181						50339672	50024094
16.2		ISO 16	2.0	50351931	50351621	50000420				51300430	51300430	50339672	50351923
18.6			2.0	50177001	50320033	50000420				51300430	51300430	50339672	50188860
19.1			2.0	50039989	50039997	50000420				51300430	51300430	50339672	50206672
20.4	Pg 13	ISO 20	2.0	50176978	50320041	50000420				51300430	51300430	50339672	50188879
20.6			2.0	50042262	50042254	50000420				51300430	51300430	50339672	50206680
22.5	Pg 16		3.5	51040060	51147220	50000420				51300430	51300430	50339672	50225634
23.8			2.0	50042386	50042378	50000420				51300430	51300430	50339672	50253417
25.4		ISO 25	2.0	50039865	50351648	50000420				51300430	51300430	50339672	50206702
27.0			2.0	50042408	50042424	50000420				51300430	51300430	50339672	50253425
28.3	Pg 21		3.5	51040080	51069720	50040405				51300430	51300430	50339672	50225642
28.3	Pg 21		2.0	50368826	50320068	50000420				51300430	51300430	50339672	50369105
28.6			2.0	50039903	50039911	50000420				51300430	51300430	50339672	50206710
30.5			1.5	50362828	50362798	50000420				51300430	51300430	50339672	50365061
31.8			1.5	50040022	50040030	50000420				51300430	51300430		50206737
32.5	Pg 32		3.5	50244590	50351680	50040405				50318721	50318721		50244760
33.4			1.5	50065874	50065866	50000420				50318721	50318721		50253441
34.6			3.5	50040103	50040111	50040405				50318721	50318721		50225650
34.9			3.5	50047345	50047353	50040405				50318721	50318721		50254278
37.0	Pg 29		3.5	50183311	50320084	50040405				50318721	50318721		50188909
38.1			3.5	50047361	50070444	50040405				50318721	50381721		50254286
40.5		ISO 40	3.5	50244620	50351591	50040405				80318721	50381721		50244779



Punch size			Max. Material thickness mm	Individual parts for manual operation					Draw studs + Accessories for hydraulic units				Complete unit	
True dimension	Standard size			mm (St37)	Punch	Die	Draw stud with ball bearing	Ball bearing nut	Spacer	Draw studs				Accessories
	mm	Pg	ISO							Hand hydraulic 7804E, 7904E	Battery powered punch LS 50 FLEX LS 60 L	Hydr. pump 50159062 50250973	Adapter sleeves 19,0 / 28,6	Part No.
			3.5	50042513	50042505	50040405				50318721		50381721		50253492
			3.5	51069740	50040138	50040405				50318721		50318721		50225669
			3.5	50042572	50042564	50040405				50318721		50318721		50253506
			3.5	50176870	51320090	50040421				50318721		50318721		50188917
			3.5	50042483	50042491	50040421				50318721		50318721		50253514
			3.5	50069780	50040618	50040421				50318721		80318721		50225677
50.8		ISO 50	3.5	50042327	50351613	50040421				50318721		50318721		50206761
54.0	Pg 42		3.5	50042459	50361732	50040421				50318721		50318721		50206788
57.2			3.5	50040588	50040596	50040421				50318721		50318721		50253603
60.0	Pg 48		3.5	50176900	50320114	50040421				50318721		50318721		50188925
61.5			3.5	50040626	50040634	50040421				50318721		50318721		50225685
63.5		ISO 63	3.5	50042343	50042335	50041886				50318721		50318721		50206796
66.7			3.5	50042521	50069977	50041886	50041878				52045040	52045040		50212141
69.9			3.5	50042475	50042467	50041886	50041878				52045040	52045040		50253611
70.6			3.5	50024450	50024434	50040421	50041878				52045040	52045040		50253832
74.0			3.5	50041754	50041770	50041886	50041878				52045040	52045040		50199757
76.2			3.5	50042599	50042580	50041886	50041878				52045040	52045040		50253727
79.4			3.5	50063634	50063626	50041886	50041878				52045040	52045040		50254030
82.0			3.5	50189050	50189069	50041886	50041878				52045040	52045040		50186353
89.8			3.5	50041800	50041835	50041886	50041878				52045040	52045040		50199765
95.3			3.5	50052659	50052667	50041886	50041878				52045040	52045040		50212168
102.7			3.5	50046535	50046527	50046799	50046853	50046861			52045040	52045040	50031708	50199773
115.4			3.5	50046551	50046543	50046799	50046853	50046861			52045040	52045040	50031708	50199781
120.0			3.5	50214896	50214918	50046799	50046853	50046861			52045040	52045040	50031708	50215191
143.7			3.5	50054473	50054481	50046799	50046853	50046861			52045040	52045040	50031708	50199803





Slug Buster® punch system



- ▶ For quick, clean, effortless and burr-free holes
- ▶ Split slugs fall free and can be removed easily

Suitable for

- Mild steel (St37), plastic and aluminium up to 3.5 mm

Operation

- Manual / hydraulic

Predrilling






- Draw stud 9.5 mm dia., pilot drill 9.7 mm diameter 50360183
draw stud 19.0 mm dia., pilot drill 20.5 mm diameter 50344030

Scope of supply

- Complete system including punch, die and draw stud for manual operation

Additional information

- 50042181 Draw stud without ball-bearing

Punch size			Max. Material thickness	Individual parts for manual operation			Draw studs + Accessories for hydraulic units		Complete unit
True dimension	Standard size								
mm	Pg	ISO	mm (St37)	Punch	Die	Draw stud with ball bearing	Hand hydraulic 7804E 7904E	Battery powered punch LS 50 FLEX LS60 L	Part No.
12.5	Pg 7	ISO 12	1.5	50067281	50067290	50042181			50067273
15.2	Pg 9		2.0	50319698	50320025	50000420	51300430	51300430	50319892
16.2		ISO 16	2.0	50351630	50351621	50000420	51300430	51300430	50351770
18.6	Pg 11		2.0	50319701	50320033	50000420	51300430	51300430	50319906
20.4	Pg 13	ISO 20	2.0	50319710	50320041	50000420	51300430	51300430	50319914
22.5	Pg 16		2.0	50317563	51147220	50000420	51300430	51300430	50319620
25.4		ISO 25	2.0	50351656	50351648	50000420	51300430	51300430	50351788
28.3	Pg 21		3.0	50317571	50069721	50040405	50318721	52045040	50319639
28.3	Pg 21		2.0	50319736	50320068	50000420	51300430	51300430	50319930
30.5			2.0	50362844	50362798	50000420	51300430	51300430	50365088
30.5			3.5	50602373	50362780	50040405	50318721	52045040	50602462
32.5		ISO 32	3.5	50351699	50351680	50040405	50318721	52045040	50351796
34.6			3.5	50317580	50040111	50040405	50318721	52045040	50319647
37.0	Pg 29		3.5	50319752	50320084	50040405	50318721	52045040	50319957
40.5		ISO 40	3.5	50351583	50351591	50040405	50318721	52045040	50351800
43.2			3.5	50317598	50040138	50040405	50318721	52045040	50319655
47.0	Pg 36		3.5	50319760	51320090	50040421	50318721	52045040	50319965
49.6			3.5	50317601	50040618	50040421	50318721	52045040	50319663
50.8		ISO 50	3.5	50351605	50351613	50040421	50318721	52045040	50351818
54.0	Pg 42		3.5	50361724	50361732	50040421	50318721	52045040	50361716
60.0	Pg 48		3.5	50319787	50320114	50040421	50318721	52045040	50319981
61.5			3.5	50317610	50040634	50040421	50318721	52045040	50319671
64.0		ISO 63	3.5	50351672	50351664	50040421	50318721	52045040	50351826



SLUG SPLITTER[®] punch system (stainless steel)



- ▶ Special alloy for maximum service life
- ▶ Split slugs fall free and can be disposed of easily

Suitable for

- Stainless steel (V2A), mild steel (St37), plastic and aluminium up to 3.5 mm thick

Operation

- Hydraulic

Predrilling

- Draw stud 11.1 mm dia., pilot drill 12.7 mm diameter 50344102
draw stud 19.0 mm dia., pilot drill 20.5 mm diameter 50344030

Scope of supply

- Complete system including punch and die

Additional information

- * = Slug Splitter SC[®] - self-centring

Punch size			Max. Material thickness	Individual parts for manual operation		Draw studs	Complete unit
True dimension	Standard size			Punch	Die	Pump, hand and battery powered	Part No.
	mm	Pg	ISO				
15.2	Pg 9		2.5	50311174	50311263	50294512	50069519
16.2		ISO 16	2.5	50045997	50045989	50294512	50069527
18.6	Pg 11		2.5	50311190	50311280	50294512	50069535
20.4	Pg 13	ISO 20	2.5	50311204	50311298	50294512	50069543
22.5	Pg 16		3.5	50281542	50281550	50294512	50069551
25.4		ISO 25	3.5	50046020	50046012	50294512	50069560
28.3	Pg 21		3.5	50281569	50281577	50294520	50069578
30.5			3.5	50364901	50364898	50294520	50069586
32.5		ISO 32	3.5	50046055	50046039	50294520	50069594
34.6			3.5	50281585	50281593	59294520	
37.0	Pg 29		3.5	50311220	50311352	50294520	50069608
40.5		ISO 40	3.5	50046080	50046071	50294520	50069616
43.2			3.5	50281607	50281615	50294520	
47.0	Pg 36		3.5	50311239	50311310	50294520	50069624
49.6			3.5	50281623	50281631	50294520	
50.8		ISO 50	3.5	50046110	50046098	50294520	50069632
54.0	Pg 42		3.5	50311247	50311328	50294520	50069640
60.0	Pg 48		3.5	50311255	50311336	50294520	50069659
61.5			3.5	50281658	50281666	50294520	
64.0		ISO 63	3.5	50046144	50046136	50294520	50069667



Speed Punch™ punch system



- ▶ Innovative threadless punch profile
- ▶ Easy and quick handling as the screwing and unscrewing of the counter nut is not required

Suitable for

- Mild steel (St37), plastic and aluminium up to 3.5 mm

Operation

- Hydraulic

Predrilling

- Draw stud 9.5 mm dia.; pilot drill 9.7 mm dia.
draw stud 19.0 mm dia.; pilot drill 20.5 mm dia.

Scope of supply

- Complete system including punch and die

Additional information

- Counter nuts and draw studs must be ordered separately, they are not included in scope of supply

Punch size			Max. Material thickness	Individual parts		Draw studs	Speed lock	Complete unit (Punch and die)
True dimension	Standard size							
mm	PG	ISO	mm (St37)	Punch	Die	(not included)	(not included)	Part No.
16.2		ISO 16	3.5	52066021	52066022	52066001	52066002	52055431
20.4	PG 13	ISO 20	3.5	52066023	52066024	52066001	52066002	52055432
22.5	PG 16		3.5	52065998	52065999	52066001	52066002	52055433
25.4		ISO 25	3.5	52066025	52066026	52066001	52066002	52055434
32.5		ISO 32	3.5	52066027	52066028	52047818	52047817	52055435
40.5		ISO 40	3.5	52066029	52066030	52047818	52047817	52055436
50.8		ISO 50	3.5	52066031	52066032	52047818	52047817	52055437
64.0		ISO 63	3.5	52066033	52066034	52047818	52047817	52055438

Accessories	Part No.	Page
Speed Lock und Draw studs 9.5 mm für ISO 16/20/25 und PG 16	52055439	
Speed Lock und Draw studs 19.0 mm für ISO 32/40/50/63	52055440	



Draw studs with manual drivers

► High wear resistance

Order info

- To increase the service life, we recommend greasing the draw studs with Greenlee installation paste no. 50115472
- Sizes given are diameter x length
- Subject to tolerance deviations



Size	Part No.
28.6 x 190 mm	50046799



Size	Part No.
19 x 140 mm	50041886



Size	Part No.
9.5 x 40 mm	50000420

Size	Part No.
6.5 x 35 mm	50042181

Size	Part No.
19 x 75 mm	50040421

Size	Part No.
19 x 55 mm	50040405




Punching

Round and special shape punches


Draw studs for hydraulic drivers

Order info

- To increase the service life, we recommend greasing the draw studs with Greenlee installation paste no. 50115472
- Sizes given are diameter x length
- Subject to tolerance deviations



Size	Part No.
28.6 x 76 mm	50031708



Adapter

Size	Part No.
19 x 48 mm (Innen 9.5 mm)	50339672
19 x 48 mm (Innen 6.3 mm)	50601148
19 x 48 mm (Innen 12.7 mm)	50601679



Size	Part No.
9.5 x 71 mm	51300430



Size	Part No.
19 x 105 mm	50318721



Size	Part No.
19 x 140 mm for Slug Splitter®	50294520



Size	Part No.
11.1 x 108 mm for Slug Splitter®	50294512



Size	Part No.
9.5 mm to 19 mm, 122 mm	52042827



Rectangular punch



Suitable for

- Mild steel (St37), plastic and aluminium to 3.0 mm and V2A 1.5 mm
- Punching of burr-free openings

Operation

- Manual / hydraulic

Predrilling






- 9.7 mm dia. pilot drill 50360183
- 12.7 mm dia. pilot drill 50344102
- 15.9 mm dia. pilot drill 50344030
- 30.2 mm dia. 50364146

Scope of supply

- Punch unit including punch, die, draw stud, counter nut and ball-bearing nut


Additional information

- * = only for use with hydraulic punch drivers 50159062, 50250973, LS60L and LS50FLEX
- ** = only for use with hydraulic punch drivers 50159062, 50250973 and LS50FLEX

Punch size A x B	Max. Material thickness	Operating mode	Individual parts f. manual operation					Adapter for hydr. punch driver	Mounting hole-dia.	Complete unit
										
mm	mm (St37)		Punch	Die	Draw studs	Ball bearing nut	Counter nut	Part No.	mm	Part No.
11.1 x 22.2	1.5	Hand/hydr.	50600265	50600273	50601156	50601202	50052446	50601148	9.7	50600257
17.0 x 19.0	2.0	Hand/hydr.		50600303	52020113	50347330	50046381	50339672	12.7	50610281
19.1 x 29.0	2.0	Hand/hydr.	50600320	50600338	50601172	50601652	50602586	50601679	15.9	50600311
19.1 x 33.3	2.0	Hand/hydr.	50600354	50600362	50601172	50601652	50602586	50601679	15.9	50600346
21.9 x 25.9	2.0	Hand/hydr.	50600389	50600397	50601172	50601652	50602586	50601679	15.9	50600370
22.0 x 30.0	2.0	Hand/hydr.	50600419	50600427	50601172	50601652	50602586	50601679	15.9	50600400
22.0 x 42.0	2.0	Hand/hydr.	50600451	50600460	50601172	50601652	50602586	50601679	15.9	50600435
25.1 x 29.0	2.0	Hand/hydr.	50600486	50600494	50601172	50601652	50602586	50601679	15.9	50600478
31.8 x 35.1	2.0	Hand/hydr.	50600516	50600524	50601172	50601652	50602586	50601679	15.9	50600508
29.0 x 71.0	3.0	Hydr.			52045298		52045300		28.6	52045296
30.0 x 90.0	3.0	Hydr.			52045298		52045300		28.6	52045297
33.3 x 66.7	3.0	Hydr.	50600540	50600559	50601180		50602357		30.2	50600532
35.0 x 52.0	3.0	Hydr.	50600575	50600583	50601180		50602357		30.2	50600567
35.0 x 65.0	3.0	Hydr.	50600605	50600613	50601180		50602357		30.2	50600591
35.0 x 82.0	2.0	Hydr.*	50600630	50600648	50601180		50602357		30.2	50600621
35.0 x 112.0	2.0	Hydr.*	50600664	50600672	50601180		50602357		30.2	50600656
46.0 x 92.0	3.0	Hydr.*	50600699	50600702	50601180		50602357		30.2	50600680
57.2 x 88.9	3.0	Hydr.*	50600729	50600737	50601180		50602357		30.2	50600710
68.0x138.0	2.0	Hydr.**	50600753	50600761	50601180		50602357		30.2	50600745



Square punch



Suitable for

- Mild steel (St37), plastic and aluminium to 3.0 mm and V2A 1.5 mm
- Punching of burr-free openings

Operation

- Manual / hydraulic

Predrilling

- 9.7 mm dia. pilot drill 50360183
- 12.7 mm dia. pilot drill 50344102
- 15.9 mm dia. pilot drill 50344030
- 30.2 mm dia. 50364146

Scope of supply

- Punch unit including punch, die, draw stud, counter nut and ball-bearing nut

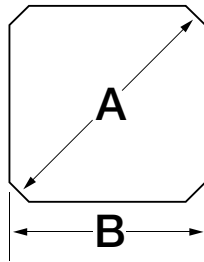

Additional information

- * = only for use with hydraulic punch drivers 50159062, 50250973, LS60L and LS50FLEX
- ** = only for use with hydraulic punch drivers 50159062 and 50250973

Punch size A x B	Max. Material thickness	Operating mode	Individual parts for manual operation					Adapter for hydr. punch driver	Mounting hole-dia. mm	Complete unit
mm	mm (St37)		Punch	Die	Draw studs	Ball bearing nut	Counter nut	Part No.	mm	Part No.
12.7 x 12.7	1.5	Hand/hydr.	50600028	50600036	50601156	50601202	50052446	50601148	9.5	50600010
15.9 x 15.9	2.0	Hand/hydr.			52020113	50347330	50046381	50339672	12.7	50610045
19.1 x 19.1	2.0	Hand/hydr.	50600087	50600095	52020113	50347330	50046381	50339672	12.7	50610076
22.4 x 22.4	2.0	Hand/hydr.			52020113	50347330	50046381	50339672	12.7	50610106
24.0 x 24.0	2.0	Hand/hydr.	50600141	50600150	52020113	50347330	50046381	50339672	12.7	50610137
25.4 x 25.4	2.0	Hand/hydr.	50600176	50600184	50601172	50601652	50602586	50601679	15.9	50600168
45.0 x 45.0	3.0	Hydr.	50767640	50767657	52046100		52046101		30.2	50115723
46.0 x 46.0	3.0	Hydr.	50600206	50600214	50601180		50602357		30.2	50600192
50.8 x 50.8	3.0	Hydr.	50601695	50601709	50601180		50602357		30.2	50601687
68.0 x 68.0	3.0	Hydr.	52055423	50601733	50601180		50602357		30.2	50601717
92.0 x 92.0	3.0	Hydr.*		50601768	50601180		50602357		30.2	50601741
104.8 x 104.8	2.0	Hydr.*	50601784	50601792	50601180		50602357		30.2	50601776
138.0 x 138.0	2.0	Hydr.**	50600230	50600249	50601180		50602357		30.2	50602349



Special square punch with flattened corners



Suitable for

- Mild steel (St37), plastic and aluminium to 2.0 mm
- Punching of burr-free openings

Operation

- Manual / hydraulic

Predrilling

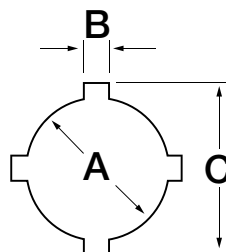
- 12.7 mm dia pilot drill 50344102

Scope of supply

- Punch unit including punch, die, draw stud, counter nut and ball-bearing nut

Punch size A x B	Max. Material thickness	Operating mode	Individual parts for manual operation					Adapter for hydr. punch driver	Mounting hole-dia. mm	Complete unit
			Punch	Die	Draw studs	Ball bearing nut	Counter nut			
mm	mm (St37)							Part No.	mm	Part No.
22.5 x 20.1	2.0	Hand/hydr.	50611264	50601271	52020113	50347330	50046381	50339672	12.7	50611257

Round punch with four anti-rotation tabs



Suitable for

- Mild steel (St37), plastic and aluminium to 3.0 mm

Operation

- Manual / hydraulic

Predrilling

- 15.9 mm dia. pilot drill 50344030

Scope of supply

- Punch unit including punch, die, draw stud, counter nut and ball-bearing nut

Punch size A x B x C	Max. Material thickness	Operating mode	Individual parts for manual operation					Adapter for hydr. punch driver	Mounting hole-dia. mm	Complete unit
			Punch	Die	Draw studs	Ball bearing nut	Counter nut			
mm	mm (St37)							Part No.	mm	Part No.
22.5 x 3.2 x 25.4	2.0	Hand/hydr.	50602390	50602500	50601172	50601652	50602586	50601679	15.9	50602381
30.5 x 4.8 x 36.0	3.0	Hand/hydr.	50602438	50602497	50601172	50601652	50602586	50601679	15.9	50602420

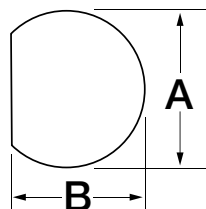




Punching

Round and special shape punches

„D“ shaped punch



Suitable for

- Mild steel (St37), plastic and aluminium to 2.0 mm

Operation

- Manual / hydraulic

Predrilling

- 12.7 dia. mm pilot drill 50344102

Scope of supply

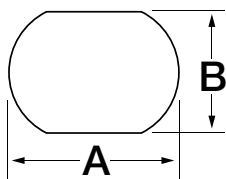
- Punch unit including punch, die, draw stud, counter nut and ball-bearing nut

Additional information

- * 50610809 and 50610830 available only as punch unit

Punch size A x B	Max. Material thickness	Operating mode	Individual parts for manual operation					Adapter for hydr. punch driver	Mounting hole-dia. mm	Complete unit
			Punch	Die	Draw studs	Ball bearing nut	Counter nut			
mm	mm (St37)							Part No.	mm	Part No.
12.7 x 11.9	2.0	Hand/hydr.	50600788	51600790	50601156	50601202	50052446	50601148	9.5	50600770
15.9 x 15.1	2.0	Hand/hydr.			50344218	50347330	50046381	50339672	12.7	50610809
19.1 x 17.9	2.0	Hand/hydr.			50344218	50347330	50046381	50339672	12.7	50610830

Double „D“ shaped punch



Suitable for

- Mild steel (St37), plastic and aluminium to 2.0 mm

Operation

- Manual / hydraulic

Predrilling

- 15.9 mm dia. pilot drill 50344030

Scope of supply

- Punch unit including punch, die, draw stud, counter nut and ball-bearing nut

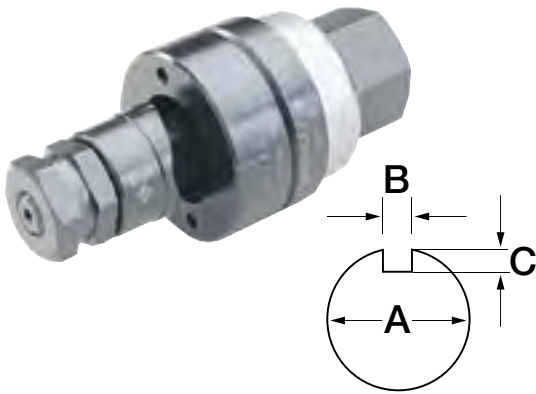
Additional information

- All punches available only as punch unit

Punch size A x B	Max. Material thickness	Operating mode	Individual parts for manual operation					Adapter for hydr. punch driver	Mounting hole-dia. mm	Complete unit
			Punch	Die	Draw studs	Ball bearing nut	Counter nut			
mm	mm (St37)							Part No.	mm	Part No.
19.5 x 16.3	2.0	Hand/hydr.			52020113	50347330	50046381	50339672	12.7	50610861
20.2 x 17.6	2.0	Hand/hydr.			52020113	50347330	50046381	50339672	12.7	50610892
23.2 x 19.2	2.0	Hand/hydr.			52020113	50347330	50046381	50339672	12.7	50610922
23.2 x 20.2	2.0	Hand/hydr.			52020113	50347330	50046381	50339672	12.7	50610953
34.9 x 28.6	2.0	Hand/hydr.			50601660	50601652	50602586	50601679	23.8	50600982



Keyway punch



Suitable for

- Mild steel (St37), plastic and aluminium to 2.0 mm

Operation

- Manual / hydraulic

Predrilling

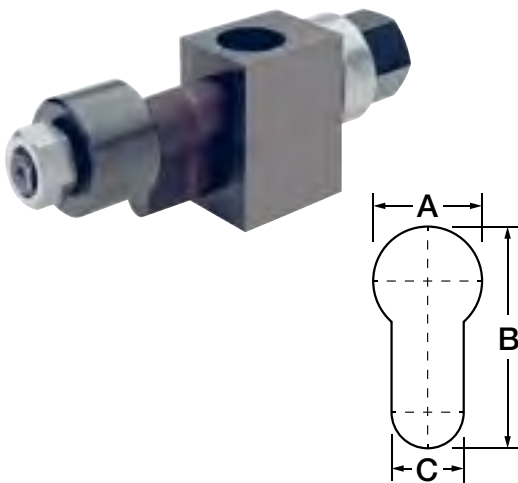
- 23.8 mm dia. pilot drill 50300083

Scope of supply

- Punch unit including punch, die, draw stud, counter nut and ball-bearing nut

Punch size A x B x C	Max. Material thickness	Operating mode	Individual parts for manual operation					Adapter for hydr. punch driver	Mounting hole-dia. mm	Complete unit
			Punch	Die	Draw studs	Ball bearing nut	Counter nut			
mm	mm (St37)							Part No.	mm	Part No.
12.2 x 1.4 x 0.8	1.5	Hand/hydr.	51601020	51601030	50601156	50601202	50052446	50601148	9.5	50601016
29.7 x 3.1 x 2.5	2.0	Hand/hydr.	51601050	51601060	50601660	50601652	50602586	50601679	23.8	50601040
32.1 x 4.0 x 2.5	2.0	Hand/hydr.	51601080	51601090	50601660	50601652	50602586	50601679	23.8	50601075
33.7 x 2.6 x 2.5	2.0	Hand/hydr.	51601110	50601121	50601660	50601652	50602586	50601679	23.8	50601105

Profile cylinder punch



Suitable for

- Mild steel (St37) up to 2.0 mm and aluminium up to 3.5 mm thick

Operation

- Manual / hydraulic

Predrilling

- 12.7 mm dia. pilot drill 50344102

Scope of supply

- Punch unit including punch, die, draw stud, counter nut and ball-bearing nut

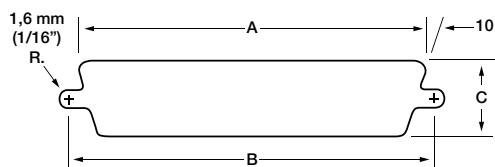
Punch size A x B x C	Max. Material thickness	Operating mode	Individual parts for manual operation						Adapter for hydr. punch driver	Mounting hole-dia. mm	Complete unit
			Punch	Die	Draw studs	Ball bearing nut	Counter nut	Spacer bushing			
mm	mm (St37)								Part No.	mm	Part No.
17.0 x 33.3 x 10.5	2.0	Hand/hydr.	50053027	50053035	50053043	50347330	90500113	50053051	50339672	12.7	50053078



Punching

Round and special shape punches

Sub-Min „D“ punch



Suitable for

- Mild steel (St37) up to 2.0 mm and aluminium up to 3.5 mm thick
- Front or rear mounting

Operation


- Manual / hydraulic

Predrilling

- 12.7 mm dia. pilot drill 50344102

Scope of supply

- Punch unit including punch, die, draw stud, counter nut and ball-bearing nut

Standard	Number Pole	Operating mode	Dimension			Individual parts for manual operation			Adapter for hydr. punch driver	Complete unit
			A mm	B mm	C mm	Draw studs	Ball bearing nut	Counter nut		
229	9	Hand/hydr.	20.0	24.9	11.9	52020113	50347330	50046381	50339672	 Part No. 50344366
231	15	Hand/hydr.	28.6	33.3	11.9	52020113	50347330	50046381	50339672	50344374
RS232	25	Hand/hydr.	42.0	47.1	11.9	52020113	50347330	50046381	50339672	50344200
234	37	Hand/hydr.	58.3	63.4	11.9	52020113	50347330	50046381	50339672	50344293
238	50	Hand/hydr.	55.9	61.0	14.7	52020113	50347330	50046381	50339672	50344447



Special shape punch for heavy duty connectors with 4 centre mark points



Characteristics

- Rectangular punches for heavy duty connectors feature a drilling jig built into the die, for drilling the 4 locating holes.

Suitable for

- Mild steel (St37) to 3.0 mm thick and aluminium to 3.5 mm

Operation

- Hydraulic

Predrilling

- 30.2 mm dia. pilot drill 50364146

Scope of supply

- Punch unit including punch, die, draw stud and counter nut

Item	Punch size A x B mm	Max. Material thickness mm	Operating mode	Individual parts for manual operation		Mounting hole-dia. mm	Complete unit Part No.
				Draw studs	Counter nut		
Special shaped punch for heavy duty connectors, 6-pin, 36 x 52 mm	36.0 x 52.0	3.0	Hydraulic	52046100	52046101	30.2	52033816
Special shaped punch for heavy duty connectors, 10-pin, 36 x 65 mm	36.0 x 65.0	3.0	Hydraulic	52046100	52046101	30.2	52033817
Special shaped punch for heavy duty connectors, 16-pin, 36 x 86 mm	36.0 x 86.0	3.0	Hydraulic	52046100	52046101	30.2	52033818
Special shaped punch for heavy duty connectors, 24-pin, 36 x 91 mm	36.0 x 91.0	3.0	Hydraulic	52046100	52046101	30.2	52033819
Special shaped punch for heavy duty connectors 36 x 112 mm	36.0 x 112.0	3.0	Hydraulic	52046100	52046101	30.2	52033820
Special shaped punch for heavy duty connectors 46 x 86 mm	46.0 x 86.0	3.0	Hydraulic	52046100	52046101	30.2	52033831
Special shaped punch for heavy duty connectors 46 x 112 mm	46.0 x 112.0	3.0	Hydraulic	52046100	52046101	30.2	52033832
Special shaped punch HAN Yellock [®] 30 with 4 centre mark points 47.2 x 56.4 mm	47.2 x 56.4	3.0 / 3.0 VA	Hydraulic	52046100	52046101	30.2	52058591
Special shaped punch HAN Yellock [®] 30 with 4 centre mark points 47.2 x 85.5 mm	47.2 x 85.5	3.0 / 3.0 VA	Hydraulic	52046100	52046101	30.2	52058592



Punching

Round and special shape punches

Draw studs for shaped punch

Order info

- To increase the service life, we recommend greasing the draw studs with Greenlee installation paste no. 50115472
- Sizes given are diameter x length
- Subject to tolerance deviations



Size	Part No.
12.7 x 117 mm	50601660



Size	Part No.
12.7 x 117 mm	50601172



Size	Part No.
9.5 x 93 mm	50601130



Size	Part No.
9.5 x 95 mm	51601160



Size	Part No.
9.5 x 88 mm	52020113



Size	Part No.
6.3 x 87 mm	50601156



Size	Part No.
19 x 171 mm	50601180



Size	Part No.
9.5 x 135 mm	50053043



SAVE TIME AND MONEY - WITH EVERY PUNCH!

From the leaders in knockout technology comes the new SPEED PUNCH™ System. The patent pending “no-thread” design eliminates cross-threading, while the innovative SPEED LOCK mechanism quickly secures the punch in place. This means longer tool life and faster punches, saving you time and money on the job. SPEED PUNCH™ is available in ISO 16 to ISO 63 and PG 16 metric sizes and two kit configurations.



UP TO
3X
FASTER

**SPEED
PUNCH**

▶ Speed Punch - saves time and money

- SPEED LOCK mechanism quickly secures the entire system in place: Punch more holes in less time.
- “No-thread” punch design quickly and easily slides on/off draw stud.
- The fastest punch system on the market today.
- Matched die heights eliminate need for additional spacers.
- Fewer extra parts to lose on the job site.
- No more thread damage and costly down time.

▶ Simplified punching processes

- Standard draw stud end
- Works with your existing hydraulic and battery-operated punch drivers.

LS50 FLEX

- ▶ In combination with the hydraulic punching tool LS 50 Flex it represents the state of the art in performance and speed.





THE ADVANTAGE IN PUNCHING - PUNCHING TOOLS AND SETS

Greenlee punching tools are quick. No matter whether for straight punchings in steel (St37) and stainless steel or confined areas with swivelling head: Greenlee equips you with the right set for every situation. Combined with the Speed Punch, the quickest and most-efficient punching system in our range puts you in pole position. Take the lead in punching!

**NEXT
GENERATION**



In brief

- ▶ Always ready for use due to short battery-charging times
- ▶ Heads rotatable through 360° for optimised work ergonomics
- ▶ No fatigue due to low weight
- ▶ 3x quicker punching with the Speed Punch system



► **The fast one: LS 50 FLEX**

The LS 50 FLEX is not just fast. It is integrally designed and produced. It is fully re-charged and ready for use in just 22 minutes. Ergonomic design and a balanced centre of gravity support you when working over long periods of time. The head rotates through 360° and reliably punches in confined areas. Combine the LS 50 FLEX with the Speed Punch system for even faster operations. There's no faster punching than this.

- Can be used for steel (St37) and stainless steel
- Ergonomic design for effortless operations
- Automatic final switch-off for even longer service life of the hole punch
- 22 min. to recharge the battery
- Integrated LED illuminates the work position
- Head rotates through 360°
- Can be combined with Speed Punch punch system for maximum punch speed



Speed Punch video:
youtube.com/watch?v=0LJ7mHEgeow



► **Speed Punch set**

Punching is up to three times quicker with the Speed Punch. The threadless stamp profile can be quickly replaced via a clamp technology - no more screwing the counter nut on and off. The set contains everything you need for the Speed Punch.

- Speed Punch set ISO 16 - 63, including accessories for hydraulic activation
- For all standard steel sheet
- High-quality plastic transport case for optimum product protection

► **Slug Buster[®] set ISO 16 - 40**

The Slug Buster from Greenlee separates the punch remnants automatically so that they fall from the die by themselves. No jamming or time-consuming removal of the punch remnants. The set comprises all components of the punching system.

- Slug Buster system including accessories
- Including ratchet wrench for manual activation
- Pilot drill included
- High-quality plastic transport case for optimum product protection



Speed Nut complete set



- ▶ Up to 3-times faster than conventional punching tools

Characteristics

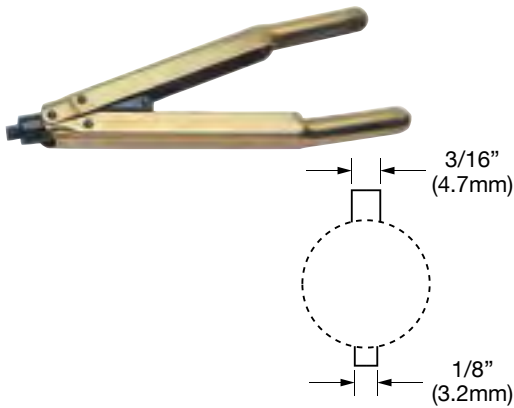
- Compatible with all Greenlee hand-operated and battery powered hydraulic punches
- Easy and quick handling as the screwing up and screwing down of the counter nut is not required

Suitable for

- Square punches from 46 x 46 mm and rectangular punches from 33.3 x 66.7 mm

Item	Part No.	
Speed Nut complete set	SLSN34	
Scope of supply	Part No.	Page
Speed Nut draw stud	SLSNDS34	
Quick-action bayonet coupling	SLSNN34	

Keyway punch



- ▶ Time-saving punching of slots for anti-twist protected parts
- ▶ Long service life

Suitable for

- Mild steel (St37) to 3 mm thick
- Manual operation

Item	Part No.	
Keyway punch	50265342	
Accessories	Part No.	Page
Spare punch for keyway punch	50265369	
Spare die for keyway punch	50265385	

Hydraulic punch driver Quick Draw™ 7804E



- ▶ Ideal for fast, straight-on front panel punching
- ▶ Compact design
- ▶ Very robust

Characteristics

- Hand hydraulic punch driver with straight head

Suitable for

- Special shape punches up to a maximum size of 68 x 68 mm or 35 x 65 mm
- Round punches up to ISO 63 (64 mm dia.)

Additional information

- Accompanying draw studs to 64 mm ST37 are suitable

Technical data		
Dimension	321 x 110 x 70 mm	
Punching force	80 kN	
Weight	2.5 kg	
Item	Part No.	
Quick Draw™ 7804E	50342916	
Scope of supply	Part No.	Page
Hand hydraulic punch 7804E	50342886	
Draw stud for punch with hydraulic operation 9.5 x 71 mm	51300430	
Draw stud for hydraulic operation 19.0 x 105 mm	50318721	
Spacer, short	50032488	
Adapter 19.0 x 48 mm with internal thread 9.5 mm	50339672	426
Plastic case	50352024	



Hydraulic punch Quick Draw 90™ 7904E



- ▶ Ideal for fast, straight-on front panel punching
- ▶ Head rotates 180° for maximum flexibility
- ▶ Very robust

Characteristics

- Compact design
- Hand hydraulic punch driver with 90° head

Suitable for

- Special shape punches up to a maximum size of 68 x 68 mm or 35 x 65 mm
- Round punches up to ISO 63 (64 mm dia.)

Additional information

- Accompanying draw studs to 64 mm ST37 are suitable

Technical data

Dimension 312 x 110 x 65 mm

Punching force 80 kN

Weight 3.4 kg

Item	Part No.	
Quick Draw 90™ 7904E	50342991	
Scope of supply	Part No.	Page
Hand hydraulic punch 7904E	50337866	
Draw stud for punch with hydraulic operation 9.5 x 71 mm	51300430	
Draw stud for hydraulic operation 19.0 x 105 mm	50318721	426
Spacer, short	50032488	
Adapter 19.0 x 48 mm with internal thread 9.5 mm	50339672	426
Plastic case	50352024	

Manual hydraulic punch



- ▶ Flexible head for multi-purpose use even in confined areas

Characteristics

- Rotatable/Swivel

Suitable for

- Special shape punches up to a maximum size of 68 x 68 mm or 35 x 65 mm
- Round punches up to ISO 63 (64 mm dia.)

Additional information

- Hand-operated hydraulic punch incl. draw stud, pilot drill and spacer in plastic case
- Without hole
- Accompanying draw studs to 64 mm ST37 are suitable

Technical data

Dimension 340 x 150 x 85 mm

Punching force 80 kN

Weight 2.2 kg

Revolving/rotatable 360°

Item	Part No.	
Manual hydraulic punch	52033843	
Scope of supply	Part No.	Page
Draw stud for hydraulic operation 9.5 mm to 19 mm, 122 mm	52042827	
HSS Co5 step bit	52049371	
Spacer, short	50032488	
Plastic case		



LS 60-L Battery powered hydraulic punching tool



- ▶ High flexibility using rotating head
- ▶ Automatic stop makes the punching tools last longer
- ▶ Lithium-ion technology allows long operating times and short recharging times

Characteristics

- Electronic control and monitoring of operation
- Simple and safe: One-button operating concept for controlling all tool functions
- Comfortable and secure one-hand operation thanks to 2-component plastic housing with soft grips
- Balanced centre of gravity for easy handling and effortless operations
- LED for work area illumination
- Powerful 18 V Li-Ion battery - high capacity, short charging time
- Energy saving function with motor cut-out after successful operation
- Manual retract as required
- Multifunction LED for maintenance display and charge status display of the battery
- Environmentally-friendly hydraulic oil, quickly biodegradable

Suitable for

- A punch size from 104.8 x 104.8 mm
- Round punch up to 95.3 mm

Technical data	
Punching force	60 kN
Weight	4.0 kg
Battery capacity	RAL2 / BL1830: 3 Ah
Charging time	RAL2 / BL1830: 22 min.
Punching time	5 s at 22.5 mm dia., 3 mm mild steel 12 s at 61.5 mm dia., 3 mm mild steel
Ambient temperature	-15 °C up to +40 °C
Head outside diameter	73 mm
Dimensions	325 x 285 x 80 mm
Punching capacity	90 punches/battery at 22.5 mm dia. and 3.5 mm mild steel 170 punches/battery at 22.5 mm dia. and 2.5 mm mild steel 250 punches/battery at 22.5 mm dia. and 2.5 mm mild steel

Item	Part No.	
LS 60-L Battery powered hydraulic punching tool	LS60L	
Scope of supply	Part No.	Page
Draw stud for punch with hydraulic operation 9.5 x 71 mm	51300430	
Draw stud for hydraulic operation 19.0 x 105 mm	50318721	426
Spacer, short	50032488	
Adapter 19.0 x 48 mm with internal thread 9.5 mm	50339672	426
HSS Co5 step bit	52049371	
KKLS60LGL Plastic case	KKLS60LGL	
Makita quick-charger for 18 V Li-Ion battery	LGL1	494
Makita battery 18 V / 3.0 Ah, Li-Ion (54 Wh)	RAL2	491
Accessories	Part No.	Page
18 V mains adapter for 230 V Voltage	NG2230	376



LS 50 FLEX battery powered hydraulic punching tool



- ▶ High flexibility using 360° rotating head
- ▶ An integrated pressure sensor increases the service life of the hole punch
- ▶ Automatic stop makes the punching tools last longer

Characteristics

- Choose your battery system: Bosch or Makita
- All data can be easily read via Bluetooth
- Balanced centre of gravity for easy handling and effortless operations
- LED for work area illumination
- Energy saving function with motor cut-out after successful operation
- Manual retract as required
- Always ready-to-use thanks to battery charge and service display

Suitable for

- A punch size from 104.8 x 104.8 mm
- Round punch up to 143.7 mm



Technical data	
Punching force	60 kN
Weight	2.1 kg
Charging time	15 min.
Punching time	5 s at 22.5 mm dia., 3 mm mild steel 6 s at 63.5 mm dia., 3 mm mild steel
Ambient temperature	-15 °C up to +40 °C
Dimensions	340 x 115 x 80 mm
Punching capacity	120 punch operations at 22.5 mm dia., 3.4 mm mild steel 190 punch operations at 22.5 mm dia., 3 mm mild steel 280 punch operations at 22.5 mm dia., 2.5 mm mild steel

Item	Part No. Bosch	Part No. Makita	
LS 50 FLEX battery powered hydraulic punching tool	LS50FLEXCFB	LS50FLEXCFM	
Lieferumfang			Page
Bosch battery 18 V / 2.0 Ah, Li-Ion	RALB1EU		492
Bosch quick-charger for 18 V Li-Ion battery	LGLB1EU		494
Makita battery 18 V / 1.5 Ah, Li-Ion		RAL1	491
Makita quick-charger for 18 V Li-Ion battery		LGL1	494
Draw stud for hydraulic operation 19.0 x 105 mm	50318721	50318721	426
Spacer 22 mm, short	50032488	50032488	
HSS Co5 step bit	52049371	52049371	
Adapter 19.0 x 48 mm with internal thread 9.5 mm	50339672	50339672	426
Draw stud for punch with hydraulic operation 9.5 x 71 mm	51300430	51300430	
Plastic case	KK50LFLEX	KK50LFLEX	
Accessories			Page
Bosch battery 18 V / 5.0 Ah, Li-Ion	RALB2EU		495
Makita battery 18 V / 3.0 Ah, Li-Ion (54 Wh)		RAL2	491



EKM 60 UNV Battery-powered hydraulic universal tool 6 - 300 mm²

**NEXT
GENERATION**



- ▶ One head for crimping, cutting and punching - one tool for all
- ▶ Ideal in the assembly field where all common jobs can be carried out using one tool
- ▶ All tool data on view thanks to display and ipress app
- ▶ Small and slim, perfect for cramped conditions

Characteristics

- Choose your battery system: Bosch or Makita
- All data can be easily read via Bluetooth
- Universal head flip top style, rotatable
- Simple and safe: One-button operating concept for controlling all tool functions
- Effortless working due to balanced centre of gravity
- LED for work area illumination
- Simple and safe: Automatic retraction when operation is complete
- Always ready-to-use thanks to battery charge and service display

Technical instructions

- Interchangeable adapters and dies for crimping, cutting and punching you will find on page 478



**K22
SERIE**

**K18
SERIE**

**K5
SERIE**

Technical data	
Crimping force	60 kN
Stroke	42 mm
Crimping range	6 - 300 mm ²
Crimping cycle	7 s up to 9 s (depending on cross-section)
Cutting range	max. 40 mm dia.
Punching capacity	up to 64 mm dia. round, up to 92 x 92 mm square
Charging time	15 min.
Weight	3.0 kg
Ambient temperature	-10 °C up to +40 °C

Item	Part No. Bosch	Part No. Makita	
Battery-powered hydraulic universal tool 6 - 300 mm ²	EKM60UNVCFB	EKM60UNVCFM	
Scope of supply			Page
Bosch battery 18 V / 2.0 Ah, Li-Ion	RALB1EU		492
Bosch quick-charger for 18 V Li-Ion battery	LGLB1EU		494
Makita battery 18 V / 1.5 Ah, Li-Ion		RAL1	491
Makita quick-charger for 18 V Li-Ion battery		LGL1	494
Adapter for crimping dies of Series 22	UA22	UA22	478
Plastic case 450 x 370 x 105 mm	KKMUNVNG	KKMUNVNG	
Accessories			Page
Bosch battery 18 V / 5.0 Ah, Li-Ion	RALB2EU		493
Makita battery 18 V / 3.0 Ah, Li-Ion (54 Wh)		RAL2	491



**NEXT
GENERATION**

EK 60 UNV Battery-powered hydraulic universal tool 6 - 300 mm²



- ▶ One head for crimping, cutting and punching - one tool for all
- ▶ Ideal in the assembly field where all common jobs can be carried out using one tool
- ▶ Fast working due to 2-stage hydraulics
- ▶ All tool data on view thanks to display and ipress app

Characteristics

- Choose your battery system: Bosch or Makita
- All data can be easily read via Bluetooth
- Universal head flip top style, rotatable
- Simple and safe: One-button operating concept for controlling all tool functions
- Effortless working due to balanced centre of gravity
- LED for work area illumination
- Simple and safe: Automatic retraction when operation is complete
- Always ready-to-use thanks to battery charge and service display

Technical instructions

- Interchangeable adapters and dies for crimping, cutting and punching you will find on page 478

Technical data			
Crimping force	60 kN		
Stroke	42 mm		
Crimping range	6 - 300 mm ²		
Crimping cycle	3 s to 5 s (depending on cross-section)		
Cutting range	max. 40 mm dia.		
Punching capacity	up to 64 mm dia. round		
Charging time	45 min.		
Weight	4.8 kg		
Ambient temperature	-10 °C up to +40 °C		
Item	Part No. Bosch	Part No. Makita	
Battery-powered hydraulic universal tool 6 - 300 mm ²	EK60UNVCFB	EK60UNVCFM	
Scope of supply			Page
Bosch battery 18 V / 5.0 Ah, Li-Ion	RALB2EU	493	
Bosch quick-charger for 18 V Li-Ion battery	LGLB1EU	494	
Makita battery 18 V / 4.0 Ah, Li-Ion		RAL40	492
Makita quick-charger for 18 V Li-Ion battery		LGL1	494
Plastic case 450 x 370 x 105 mm	UA22	UA22	478
Adapter for crimping dies of Series 22	KK120UNVNG	KK120UNVNG	

4



EK 120 UNV Battery-powered hydraulic universal tool 10 - 400 mm²

**NEXT
GENERATION**



- ▶ One head for crimping, cutting and punching - one tool for all
- ▶ Ideal in the assembly field where all common jobs can be carried out using one tool
- ▶ All tool data on view thanks to display and ipress app

Characteristics

- Choose your battery system: Bosch or Makita
- All data can be easily read via Bluetooth
- Universal head flip top style, rotatable
- Simple and safe: One-button operating concept for controlling all tool functions
- Effortless working due to balanced centre of gravity
- LED for work area illumination
- Simple and safe: Automatic retraction when operation is complete
- Always ready-to-use thanks to battery charge and service display

Technical instructions

- Interchangeable adapters and dies for crimping, cutting and punching you will find on page 478



**K13
SERIE**

Technical data	
Crimping force	108 kN
Stroke	42 mm
Crimping range	10 - 400 mm ²
Crimping cycle	Depending on cable type
Cutting range	max. 40 mm dia.
Punching capacity	up to 144 mm dia. round, up to 138 x 138 mm square
Charging time	45 min.
Weight	6.5 kg
Ambient temperature	-10 °C up to +40 °C

Item	Part No. Bosch	Part No. Makita	
Battery-powered hydraulic universal tool 10 - 400 mm ²	EK120UNVCFB	EK120UNVCFM	
Scope of supply			Page
Bosch battery 18 V / 5.0 Ah, Li-Ion	RALB2EU		493
Bosch quick-charger for 18 V Li-Ion battery	LGLB1EU		494
Plastic case 450 x 370 x 105 mm	KK120UNVNG	KK120UNVNG	
Adapter for crimping dies	UA12TKL	UA12TKL	478



Hydraulic punch with hand pump



► Compact design

Characteristics

- With hand pump, hose and cylinder

Suitable for

- All punches up to 144.1 mm round and 138 x 138 mm square
- St37 up to 3.5 mm and 3.5 mm V2A (depending on punch size)

Operation

- Hydraulic

Additional information

- When used with Speed Punch use the following draw studs: 52066000 (to ISO 25), 50032488, 52058897 (from ISO 25)

Technical data		
Punching force	110 kN	
Weight	8.3 kg	
Item	Part No.	
Hydraulic punch with hand pump	50159062	
Scope of supply	Part No.	Page
Hydraulic cylinder	50170910	
Draw stud for hydraulic operation 9.5 mm to 19 mm, 122 mm	52042827	
Spacer, short	50032488	
Spacer bush, medium	51032490	
Spacer bush 38 mm, long	50069047	
Kwik Stepper™ step bit 12.7 mm	50344102	466
767 Hydraulic hand pump	50132849	490
Hydraulic hose 6.4 mm dia. x 0.9 m	50383167	498
Draw stud for hydraulic operation 19.0 x 137 mm	52045040	



Punching

Punching tools and sets

Hydraulic punch with foot pump



Characteristics

- With foot pump, hose and cylinder

Suitable for

- Up to 144.1 mm round and 138 x 138 mm square
- St37 up to 3.5 mm and 3.5 mm V2A (depending on punch size)

Operation


- Hydraulic

Additional information

- When used with Speed Punch use the following draw studs: 52066000 (to ISO 25), 50032488, 52058897 (from ISO 25)

Technical data		
Punching force	110 kN	
Weight	15.2 kg	
Item	Part No.	
Hydraulic punch with foot pump	50250973	
Scope of supply	Part No.	Page
Hydraulic cylinder	50170910	
Spacer, short	50032488	
Spacer bush, medium	51032490	
Spacer bush 38 mm, long	50069047	
Kwik Stepper™ step bit 12.7 mm	50344102	466
1725 Hydraulic foot pump	50313533	490
Hydraulic hose 6.4 mm dia. x 3 m	50377299	498
Draw stud for hydraulic operation 9.5 mm to 19 mm, 122 mm	52042827	
Draw stud for hydraulic operation 19.0 x 137 mm	52045040	

Thread grease



- ▶ Increases the service life
- ▶ Prevents "seizing"
- ▶ Screw and nut threads resistant to wear

Suitable for

- Statically and dynamically high stressed thread connections

Item	Part No.
Draw stud thread grease, 30 g	50115472



Portable C-frame punch driver, 15.2 - 34.6 mm



► Fast, one shot punching - no pre-drilling of pilot holes required

Additional information

- For actuation we recommend hydraulic foot pump 1725, Part No. 50313533, hand pump 767, Part No. 50132849 or pumps EHP4 and AHP700L
- When using the AHP700L adapter CMGSK is required

Technical data		
Throat	200 mm	
Weight	6.8 kg	
Punching capacity	up to 3 mm St37	
Punching range	15.2 - 34.6 mm	
Item	Part No.	
Portable C-frame punch driver 1731	50159119	
Scope of supply	Part No.	Page
Punch adapter 9.5 mm	50132768	
Punch adapter 19 mm	50132776	
Punch Pg 16	51040060	
Punch Pg 21	51040080	
Punch 34.6 mm	50040103	
Die Pg 16 (22.5 mm)	50120875	
Die Pg 21 (28.3 mm)	50120867	
Die 34.6 mm	50120859	
Metal case	50166344	
Accessories	Part No.	Page
Punch Pg 9 (15.2 mm)	50213164	
Die Pg 9 (15.2mm)	50185578	
Punch Pg 11 (18.6 mm)	50177001	
Die Pg 11 (18.6 mm)	50185586	
Punch Pg 13 (20.4 mm)	50176978	
Die Pg 13 (20.4 mm)	50185594	
Punch 30.5 mm (oil-tight)	50362828	
Die 30.5 mm (oil-tight)	50371037	
Die ISO 16	50766421	
Die ISO 20	50766438	
Die ISO 25	50766445	
Die ISO 32	50766452	
Punch ISO 25	50039865	
Punch ISO 32	50244590	



Portable C-frame punch driver, 15.2 - 115.4 mm



Suitable for

- For use with standard punches and dies, punching range 15.2 to 115.4 mm

Additional information

- For actuation we recommend hydraulic hand pump 755, Part No. 50156772 or pumps EHP4 and AHP700L
- When using the AHP700L adapter CMGSK is required

Technical data		
Throat	200 mm	
Weight	27 kg	
Punching capacity	up to 3 mm St37	
Punching range	15.2 to 115.4 mm	
Item	Part No.	
Portable C-frame punch driver 1732	50273612	
Scope of supply	Part No.	Page
Die adapter 9.5 mm	50117912	
Die adapter 19 mm	50117904	
Die adapter 28.6 mm	50117890	
Die adapter 9.5 mm	50132660	
Die adapter 19 mm	50132679	
Die adapter 28.6 mm	50132687	
Hexagonal nut	90542657	
Metal case	50273353	
Accessories	Part No.	Page
Punch Pg 9 (15.2 mm)	50213164	
Die Pg 9 (15.2mm)	50185578	
Punch Pg 11 (18.6 mm)	50177001	
Die Pg 11 (18.6 mm)	50185586	
Punch Pg 13 (20.4 mm)	50176978	
Die Pg 13 (20.4 mm)	50185594	
Punch 30.5 mm (oil-tight)	50362828	
Die 30.5 mm (oil-tight)	50371037	
Die ISO 16	50766421	
Die ISO 20	50766438	
Die ISO 25	50766445	
Die ISO 32	50766452	
Punch ISO 25	50039865	
Punch ISO 32	50244590	



LSK 120 Hydraulic hole punching head - basic tool



- ▶ Fast and precise cutting
- ▶ Punching in just a few seconds
- ▶ Compact design permits working in tight areas

Suitable for

- Aluminium, copper and steel with a tensile strength to 470 N/mm² to 10 mm thick
- Hole diameters: 6.5 - 17 mm
- Centric punching: 120 mm max. material width
- Drive with EHP 4 and AHP 700-L

Additional information

- Drive with EHP 4 and AHP 700-L available; adapter CMGSK required

Technical data		
Max. operating pressure	max. 700 bar	
Max. compressive force	160 kN	
Dimension	234 x 174 x 88 mm	
Weight	9.5 kg	
Item	Part No.	
Hydraulic hole punching head LSK 120	50052110	
Accessories	Part No.	Page
Perforated die 6.5 mm dia.	50052276	480
Punch and die 8.5 mm dia.	50052284	480
Punch and die 11 mm dia.	50052292	480
Punch and die 13 mm dia.	50052306	480
Punch and die 15 mm dia.	50052314	480
Punch and die 17 mm dia.	50052322	480

Slug Buster[®] punch set for all applications from ISO 16 - 40



Suitable for

- Mild steel (St37), plastic and aluminium up to 3.5 mm

Operation

- Manual

Predrilling

- Draw stud 9.5 mm dia., pilot drill 9.7 mm dia. 50360183
draw stud 19.0 mm dia., pilot drill 20.5 mm dia. 50344030

Item	Part No.	
Slug Buster [®] punch set ISO 16 to 40	50366920	
Scope of supply	Part No.	Page
Slug Buster [®] punch set ISO 16/20/25/32/40	50356178SET	454
Draw studs for manual operation 9.5 x 40 mm	50000420	423
Draw studs for manual operation 19.0 x 55 mm	50040405	423
Ratchet	50349414	
Kwik Stepper [™] step bit 9.7 mm	50360183	466
Plastic case	50366858	



Punching

Punching tools and sets

Slug Buster® punch set for all applications from PG 9 to PG 21 and 30.5 mm



Suitable for

- Mild steel (St37), plastic and aluminium up to 3.5 mm

Operation

- Manual

Predrilling

- Draw stud 9.5 mm dia., pilot drill 9.7 mm dia. 50360183
draw stud 19.0 mm dia., pilot drill 20.5 mm dia. 50344030

Item	Part No.	
Slug Buster® punch set PG 9 to PG 21 and 30.5 mm	50366904	
Scope of supply	Part No.	Page
Slug Buster® punch set PG 9 - 21, 30.5 mm	50323989SET	455
Draw studs for manual operation 9.5 x 40 mm	50000420	423
Ratchet	50349414	
Kwik Stepper™ step bit 9.7 mm	50360183	466
Plastic case	50366858	

Slug Buster® punch set for ISO 16 - 63



Suitable for

- Mild steel (St37), plastic and aluminium up to 3.5 mm

Operation

- Manual

Predrilling

- Draw stud 9.5 mm dia., pilot drill 9.7 mm dia. 50360183
draw stud 19.0 mm dia., pilot drill 20.5 mm dia. 50344030

Item	Part No.	
Slug Buster® punch set ISO 16 to 63	50366939	
Scope of supply	Part No.	Page
Slug Buster® punch set ISO 16 - 63	50068920SET	454
Draw studs for manual operation 9.5 x 40 mm	50000420	423
Draw studs for manual operation 19.0 mm x 75 mm	50040421	423
Ratchet	50349414	
Kwik Stepper™ step bit 9.7 mm	50360183	466
Plastic case	50366858	



Slug Buster[®] punch set for all applications from PG 9 - 48 and 30.5 mm



Suitable for

- Mild steel (St37), plastic and aluminium up to 3.5 mm

Operation

- Manual

Predrilling

- Draw stud 9.5 mm dia., pilot drill 9.7 mm dia. 50360183
draw stud 19.0 mm dia., pilot drill 20.5 mm dia. 50344030

Item	Part No.	
Slug Buster [®] punch set PG 9 to PG 48 and 30.5 mm	50366912	
Scope of supply	Part No.	Page
Draw studs for manual operation 9.5 x 40 mm	50000420	423
Draw studs for manual operation 19.0 x 55 mm	50040405	423
Ratchet	50349414	
Slug Buster [®] punch set PG 9 - 48, 30.5 mm	50328034SET	455
Plastic case	50366858	

Speed Punch[™] Set ISO 16 – 40



- ▶ Up to 3-times faster than conventional punching tools
- ▶ Easy and quick handling as the screwing and unscrewing of the counter nut is not required
- ▶ Compatible with all Greenlee hand-operated and battery powered hydraulic tools
- ▶ No greasing of the draw stud required

Suitable for

- Mild steel (St37), plastic and aluminium up to 3.5 mm

Operation

- Hydraulic

Predrilling

- Draw stud 9.5 mm dia., pilot drill 9.7 mm dia. 50360183
draw stud 19.0 mm dia., pilot drill 20.5 mm dia. 50344030

Scope of supply

- Complete system including draw stud, cramp, punch and die incl. plastic case

Item	Part No.	
Speed Punch [™] punch set ISO 16/20/25/32/40	52055439SET	
Scope of supply	Part No.	Page
Punch and die ISO 16 (16.2 mm)	52055431	422
Punch and die ISO 20 (20.4 mm)	52055432	422
Punch and die ISO 25 (25.4 mm)	52055434	422
Punch and die ISO 32 (32.5 mm)	52055435	422
Punch and die ISO 40 (40.5 mm)	52055436	422
Speed Lock and draw stud 9.5 mm for ISO 16/20/25 and PG 16	52055439	422
Speed Lock and draw stud 19.0 mm for ISO 32/40/50/63	52055440	422
Plastic case	KKSPISO16B63	
Accessories	Part No.	Page
Plastic case	KKSPISO16B63	



Speed Punch™ Set ISO 16 – 63



- ▶ Up to 3-times faster than conventional punching tools
- ▶ Easy and quick handling as the screwing and unscrewing of the counter nut is not required
- ▶ Compatible with all Greenlee hand-operated and battery powered hydraulic tools
- ▶ No greasing of the draw stud required

Suitable for

- Mild steel (St37), plastic and aluminium up to 3.5 mm

Operation

- Hydraulic

Predrilling

- Draw stud 9.5 mm dia., pilot drill 9.7 mm dia. 50360183
draw stud 19.0 mm dia., pilot drill 20.5 mm dia. 50344030

Scope of supply

- Complete system including draw stud, cramp, punch and die incl. plastic case

Item	Part No.	
Speed Punch™ Set ISO 16 – 63	52055440SET	
Scope of supply	Part No.	Page
Punch and die ISO 16 (16.2 mm)	52055431	422
Punch and die ISO 20 (20.4 mm)	52055432	422
Punch and die ISO 25 (25.4 mm)	52055434	422
Punch and die ISO 32 (32.5 mm)	52055435	422
Punch and die ISO 40 (40.5 mm)	52055436	422
Punch and die ISO 50 (50.8 mm)	52055437	422
Punch and die ISO 63 (64.0 mm)	52055438	422
Speed Lock and draw stud 9.5 mm for ISO 16/20/25 and PG 16	52055439	422
Speed Lock and draw stud 19.0 mm for ISO 32/40/50/63	52055440	422
Plastic case	KKSPISO16B63	
Accessories	Part No.	Page
Plastic case	KKSPISO16B63	



Slug-Splitter[®] punch set (stainless steel) ISO 16 - 40



- ▶ Unique punch profile
- ▶ Split slugs fall free and can be removed easily

Suitable for

- Stainless steel (V2A), mild steel (St37), plastic and aluminium up to 3.5 mm thick

Operation

- Hydraulic

Predrilling

- Draw stud 19 mm dia., pilot drill 20.5 mm dia. 50344030
draw stud 11.1 mm dia., pilot drill 12.7 mm dia. 50344102

Item	Part No.	
Slug-Splitter [®] punch set (stainless steel) ISO 16/20/25/32/40	50766803	
Scope of supply	Part No.	Page
Slug-Splitter [®] punch (stainless steel) 16.2 mm	50069527	421
Slug-Splitter [®] punch (stainless steel) 20.4 mm	50069543	421
Slug-Splitter [®] punch (stainless steel) 25.4 mm	50069560	421
Slug-Splitter [®] punch (stainless steel) 32.5 mm	50069594	421
Slug-Splitter [®] punch (stainless steel) 40.5 mm	50069616	421
Draw stud for hydraulic operation 11.1 mm to 19 mm, 108 mm	50294512	424
Draw stud for hydraulic operation 19 x 140 mm	50294520	424
Plastic case	KKSSISO16B63	

Slug-Splitter[®] punch set (stainless steel) ISO 16 - 63



- ▶ Unique punch profile
- ▶ Split slugs fall free and can be removed easily

Suitable for

- Stainless steel (V2A), mild steel (St37), plastic and aluminium up to 3.5 mm thick

Operation

- Hydraulic

Predrilling

- Draw stud 19 mm dia., pilot drill 20.5 mm dia. 50344030
draw stud 11.1 mm dia., pilot drill 12.7 mm dia. 50344102

Item	Part No.	
Slug-Splitter [®] punch set (stainless steel) ISO 16/20/25/32/40/50/63	50766797	
Scope of supply	Part No.	Page
Slug-Splitter [®] punch (stainless steel) 16.2 mm	50069527	421
Slug-Splitter [®] punch (stainless steel) 20.4 mm	50069543	421
Slug-Splitter [®] punch (stainless steel) 25.4 mm	50069560	421
Slug-Splitter [®] punch (stainless steel) 32.5 mm	50069594	421
Slug-Splitter [®] punch (stainless steel) 40.5 mm	50069616	421
Slug-Splitter [®] punch (stainless steel) 50.8 mm	50069632	421
Slug-Splitter [®] punch (stainless steel) 64 mm	50069667	421
Draw stud for hydraulic operation 11.1 mm to 19 mm, 108 mm	50294512	424
Draw stud for hydraulic operation 19 x 140 mm	50294520	424
Plastic case	KKSSISO16B63	

Slug Buster® hand hydraulic punch driver set PG 9 - PG 21, 30.5 mm



Suitable for

- Mild steel (St37), plastic and aluminium up to 3.5 mm

Operation

- Hydraulic

Predrilling

- Draw stud 9.5 mm dia., pilot drill 9.7 mm dia. 50360183
draw stud 19.0 mm dia., pilot drill 20.5 mm dia. 50344030

Item	Part No.	
Slug Buster® hand hydraulic punch driver set PG 9 to PG 21 and 30.5 mm	50356119SET	
Scope of supply	Part No.	Page
Hand hydraulic punch 7804E	50342886	
Draw stud for punch with hydraulic operation 9.5 x 71 mm	51300430	
Draw stud for hydraulic operation 19.0 x 105 mm	50318721	424
Spacer, short	50032488	
Adapter 19.0 x 48 mm with internal thread 9,5 mm	50339672	426
Slug Buster® punch set PG 9 - 21, 30.5 mm	50323989SET	455
Plastic case	50352024	

Slug Buster® hand hydraulic 90° punch driver set PG 9 - PG 21, 30.5 mm



Suitable for

- Mild steel (St37), plastic and aluminium up to 3.5 mm thick

Operation

- Hydraulic

Predrilling

- Draw stud 9.5 mm dia., pilot drill 9.7 mm dia. 50360183
draw stud 19.0 mm dia., pilot drill 20.5 mm dia. 50344030

Item	Part No.	
Slug Buster® hand hydraulic punch driver set PG 9 to PG 21 and 30.5 mm	50356151SET	
Scope of supply	Part No.	Page
Hand hydraulic punch 7904E	50337866	
Draw stud for punch with hydraulic operation 9.5 x 71 mm	51300430	
Draw stud for hydraulic operation 19.0 x 105 mm	50318721	424
Spacer, short	50032488	
Adapter 19.0 x 48 mm with internal thread 9,5 mm	50339672	426
Slug Buster® punch set PG 9 - 21, 30.5 mm	50323989SET	455
Plastic case	50352024	



Slug Buster[®] hand hydraulic punch driver set ISO 16 - 40



Suitable for

- Mild steel (St37), plastic and aluminium up to 3.5 mm thick

Operation

- Hydraulic

Predrilling

- Draw stud 9.5 mm dia., pilot drill 9.7 mm dia. 50360183
draw stud 19.0 mm dia., pilot drill 20.5 mm dia. 50344030

Item	Part No.	
Slug Buster [®] hand hydraulic punch driver set ISO 16 to 40	50356143SET	
Scope of supply	Part No.	Page
Hand hydraulic punch 7804E	50342886	
Draw stud for punch with hydraulic operation 9.5 x 71 mm	51300430	
Draw stud for hydraulic operation 19.0 x 105 mm	50318721	424
Spacer, short	50032488	
Adapter 19.0 x 48 mm with internal thread 9,5 mm	50339672	426
Slug Buster [®] punch set ISO 16/20/25/32/40	50356178SET	454
Plastic case	50352024	

Slug Buster[®] hand hydraulic 90° punch driver set ISO 16 - 40



Suitable for

- Mild steel (St37), plastic and aluminium up to 3.5 mm thick

Operation

- Hydraulic

Predrilling

- Draw stud 9.5 mm dia., pilot drill 9.7 mm dia. 50360183
draw stud 19.0 mm dia., pilot drill 20.5 mm dia. 50344030

Item	Part No.	
Slug Buster [®] hand hydraulic punch driver set ISO 16 to 40	50356160SET	
Scope of supply	Part No.	Page
Hand hydraulic punch 7904E	50337866	
Draw stud for punch with hydraulic operation 9.5 x 71 mm	51300430	
Draw stud for hydraulic operation 19.0 x 105 mm	50318721	426
Spacer, short	50032488	
Adapter 19.0 x 48 mm with internal thread 9,5 mm	50339672	426
Slug Buster [®] punch set ISO 16/20/25/32/40	50356178SET	454
Plastic case	50352024	



Punching

Punching tools and sets

Hand hydraulic punching set 90° ISO 16 - 40



- ▶ Flexible head for multi-purpose use even in confined areas

Suitable for

- Special shape punches up to a maximum size of 68 x 68 mm or 35 x 65 mm
- Round punches up to ISO 63 (64 mm dia.)

Item	Part No.	
Hand hydraulic punching set ISO 16 - 40	52034233	
Scope of supply	Part No.	Page
Slug Buster® punch set ISO 16/20/25/32/40	50356178SET	454
Draw stud for hydraulic operation 9.5 mm to 19 mm, 122 mm	52042827	
Draw stud for hydraulic operation 19.0 x 105 mm	50318721	426
Spacer, short	50032488	
HSS Co5 step bit	52049371	
Plastic case	Kunststoffkoffer	

Slug Buster® punch set ISO 16 – 40



- ▶ For quick, clean, effortless and burr-free holes
- ▶ Split slugs fall free and can be removed easily

Suitable for

- Mild steel (St37), plastic and aluminium to 3.0 mm

Operation

- Manual

Predrilling

- Draw stud 9.5 mm dia., pilot drill 9.7 mm dia. 50360183
draw stud 19.0 mm dia., pilot drill 20.5 mm dia. 50344030

Scope of supply

- Complete system including punch and die incl. plastic case

Additional information

- A case is not included in scope of supply, this must be ordered separately

Item	Part No.	
Slug Buster® punch set ISO 16/20/25/32/40	50356178SET	
Accessories	Part No.	Page
Plastic case	KKIS016B63	

Slug Buster® punch set ISO 16 – 63



- ▶ Long product life
- ▶ Very easy to use

Suitable for

- Mild steel (St37), plastic and aluminium up to 3.5 mm

Operation

- Manual

Predrilling

- Draw stud 9.5 mm dia., pilot drill 9.7 mm dia. 50360183
draw stud 19.0 mm dia., pilot drill 20.5 mm dia. 50344030

Scope of supply

- Complete system including punch and die incl. plastic case

Item	Part No.	
Slug Buster® punch set ISO 16/20/25/32/40/50/63	50068920SET	
Accessories	Part No.	Page
Plastic case	KKIS016B63	



Slug Buster[®] punch set PG 9 - 21, 30.5 mm



- ▶ Unique punch profile
- ▶ Split slugs fall free and can be removed easily

Suitable for

- Mild steel (St37), plastic and aluminium up to 3.5 mm

Operation

- Manual

Predrilling

- Draw stud 9.5 mm dia., pilot drill 9.7 mm dia. 50360183
draw stud 19.0 mm dia., pilot drill 20.5 mm dia. 50344030

Scope of supply

- Complete system including punch and die incl. plastic case

Item	Part No.	
Slug Buster [®] punch set PG 9/11/13/16/21 and 30.5 mm	50323989SET	
Accessories	Part No.	Page
Plastic case	KKPG9B48	

Slug Buster[®] punch set PG 9 - PG 48, 30.5 mm



- ▶ Unique punch profile
- ▶ Split slugs fall free and can be removed easily

Suitable for

- Mild steel (St37), plastic and aluminium up to 3.5 mm

Operation

- Manual

Predrilling

- Draw stud 9.5 mm dia., pilot drill 9.7 mm dia. 50360183
draw stud 19.0 mm dia., pilot drill 20.5 mm dia. 50344030

Scope of supply

- Complete system including punch and die incl. plastic case

Item	Part No.	
Slug Buster [®] punch set PG 9/11/13/16/21/29/36/48 and 30.5 mm	50328034SET	
Accessories	Part No.	Page
Plastic case	KKPG9B48	



FOR DEEP INCISIONS - HOLE SAWS

Clear the way for cables and electrical connections. Our Greenlee hole saws offer a long-term precise solution. Reinforced back plate reduces vibrations. Saving you effort and ensuring precise concentricity. HSS bi-metal hole saws are suitable for processing steel sheet, cast iron, brass and other materials.



In brief

- ▶ Reduced vibrations thanks to reinforced back plate
- ▶ Long service life due to high-performance steel
- ▶ Suitable for numerous materials
- ▶ For multi-functional use, please note our universal tools



▶ **HSS bi-metal hole saws**

No material is safe from the HSS bi-metal hole saws. Very hard high-performance steel (M 42) for clean and reliable prolonged operation.

- Precise cut with positive pitch
- Reinforced back plate reduces vibrations
- High true running accuracy

- Cooling slots for low heat build-up
- Saws up to a cut depth of of 41.3 mm
- Improved service life due to tooth hardness Rc65-68
- Suitable for steel sheet, cast iron, brass, fibreglass, wood and plastic



▶ **Set of hole saws: HSS bi-metal hole saw set**

The hole saw set gives you all standard sizes tidily combined. Well sorted and perfectly protected.

- All standard sizes of hole saws
- Manufactured from M42 high-performance steel
- Including accessories
- Securely stowed in a robust case



HSS Bi-metal hole saws



- ▶ Vibration-reduction and high true running accuracy due to thick back section
- ▶ High-quality serration easily assured, precise cut
- ▶ Cooling slots ensure low heat build-up
- ▶ No canting when sawing

Characteristics

- High-quality, rake variable pitch design provides faster, easier cutting
- High true running accuracy
- Max. cutting depth 41.3 mm
- Tooth hardness Rc 65 - 68

Suitable for

- Mild steel, cast iron, brass, aluminium, fibreglass, wood and plastic

Additional information

- Arbors have to be ordered separately, not included in scope of supply

Punch size mm	Standard size Pg	Standard size ISO	Weight g	Recommended cutting speed r.p.m. for						Part No.
				steel sheet	tool and stainless steel	cast iron	non-ferrous metal	aluminium	wood	
14			46	580	300	400	790	900	800	50191314
15			46	580	300	400	790	900	800	52057722
16	Pg 9	ISO 16	46	550	275	365	730	825	760	52057723
17			46	500	250	330	665	750	720	52057724
18			46	500	250	330	665	750	720	52057725
19	Pg 11		46	460	230	300	600	690	680	52057726
20		ISO 20	46	445	220	290	580	660	640	52057727
21	Pg 13		46	425	195	280	560	635	580	52057728
22	Pg 16		46	390	195	260	520	585	560	52057729
23			46	380	190	250	510	570	540	52057730
24			46	370	185	245	494	555	520	52057731
25		ISO 25	46	350	175	235	470	525	500	52057732
26			46	325	160	215	435	480	500	52057733
27			46	300	150	200	400	450	450	52057734
28			46	300	150	200	400	450	450	52057735
29	Pg 21		91	285	145	190	380	425	430	52057736
30			91	270	140	180	360	410	410	52057737
32		ISO 32	91	270	140	180	360	410	410	52057738
33			46	250	125	165	330	375	370	52057739
35			46	240	120	160	315	360	30	52057740
36			91	240	120	160	315	360	30	52057741
37	Pg 29		91	230	115	150	300	345	330	52057742
38			91	220	110	145	290	330	310	52057743
40		ISO 40	91	210	110	140	280	315	290	52057744
41			91	205	105	135	270	305	270	52057745
42			137	205	105	135	270	305	270	52057746
43			91	195	100	130	260	295	250	52057747
44			91	190	95	125	250	285	230	52057748
45			91	190	95	125	250	285	230	52057749
46			137	180	90	120	240	270	210	52057750
48	Pg 36		91	180	90	120	240	270	210	52057751
50		ISO 50	91	170	85	115	230	255	200	52057752
51			137	165	80	110	220	245	200	52057753



Punch size mm	Standard size Pg	Standard size ISO	Weight g	Recommended cutting speed r.p.m. for						Part No.
				steel sheet	tool and stainless steel	cast iron	non-ferrous metal	aluminium	wood	
53			137	160	80	105	210	240	190	52057755
54	Pg 42		137	160	80	105	210	240	190	52057756
55			137	150	75	100	200	225	185	52057757
57			227	150	75	100	195	225	185	52057758
59			137	140	70	95	190	220	180	52057760
60	Pg 48		137	135	70	90	180	205	180	52057761
63		ISO 63	182	130	65	85	175	200	175	52057762
64			182	130	65	85	175	200	175	52057801
65			182	130	65	85	170	195	170	52057763
67			182	125	60	80	160	185	165	52057764
68			182	125	60	80	160	185	160	52057765
70			182	120	55	80	160	180	160	52057766
73			182	115	55	75	150	170	150	52057767
74			182	115	55	75	150	170	150	52057768
75			227	115	55	75	150	170	150	52057769
76			227	110	55	70	140	165	145	52057770
79			227	120	55	70	140	165	165	52057802
80			227	110	55	70	140	165	145	52057771
83			273	105	50	70	140	155	140	52057773
86			273	100	50	65	130	150	135	52057774
89			273	95	45	65	130	145	130	52057775
92			273	95	45	60	120	130	120	52057776
95			318	95	45	60	120	135	110	52057777
98			318	90	40	60	120	135	110	52057778
102			318	85	10	55	110	130	100	52057779
105			363	80	40	55	110	120	110	50191772
108			363	80	40	55	110	120	110	50191780
111			363	80	40	50	100	120	110	50191799
114			409	75	40	50	100	105	100	50191802
121			499	75	35	50	95	95	100	50191810
127			545	65	35	45	90	90	100	50191829
140			545	60	35	35	85	85	100	50191837
152			636	55	35	35	75	75	100	50191845
168			701	55	35	35	68	65	100	52057803
177			728	55	35	35	65	65	100	52057804
210			820	55	35	25	55	55	100	52057805



HSS Bi-metal hole saw set



- ▶ Saves time thanks to low vibration and heat development
- ▶ Variable pitch for an uniform cut
- ▶ Requires minimal effort when drilling

Characteristics

- High true running accuracy
- Less effort when cutting

Suitable for

- Metal, brass, fibreglass, non-ferrous metal, cast iron, aluminium, wood and plastics, stainless steel sheet

Item	Part No.
HSS bi-metall hole saw set Elektro II	52059292SET
HSS bi-metal universal hole saw set	52059293SET
HSS bi-metal hole saw set ISO 16 to 63	50069497SET
HSS bi-metal plumbing hole saw set	52059294SET
HSS bi-metal hole saw set (830 PG)	50292099SET
HSS bi-metal electrical hole saw set	52059295SET
Electro set with countersink 35/68/75 mm	50125630SET

Description	Nominal size mm	Standard size		Hole set						
		Pg	ISO	52059292SET Elektro II	52059293SET Universal	50069497SET ISO 16-63	52059294SET Plumbing	50292099SET 830PG	52059295SET Standard	50125630SET Elektro
Bi-metal hole saw	16	Pg 9			●			●	●	
	17		ISO 16			●				
	19	Pg 11			●		●	●	●	
	21	Pg 13	ISO 20			●		●		
	22	Pg 16		●	●			●	●	
	24						●			
	25		ISO 25		●	●				
	29	Pg 21		●	●		●	●	●	
	30							●		
	33		ISO 32			●				
	35			●	●				●	●
	37	Pg 29						●		
	38				●		●			
	41		ISO 40			●				
	44			●	●		●		●	
	48	Pg 36						●		
	51		ISO 50	●	●	●				
	52								●	
	57						●		●	
	60	Pg 48						●		
	63		ISO 63	●	●	●				
	67						●		●	
	68			●						●
	75									●
	76				●					
Countersink for Hole Saw 68 mm										●
Arbor 14 to 30 mm				●	●	●	●	●	●	
Arbor 32 to 152 mm				●	●	●	●	●	●	●
Case				●	●	●	●	●	●	●



Electro set with countersink



Characteristics

- Countersink with two specially-hardened cutting teeth

Suitable for

- Steel, non-ferrous metal, aluminium, cast iron, stainless steel, wood, plastic and building materials

Scope of supply

- Consisting of hole saws 35 mm, 68 mm, 75 mm, countersink for 68 mm hole saw, arbor with pilot drill and counter nut for hole saws 32 - 152 mm and spare HSS pilot drill 6.35 mm dia.

Item	Part No.	
Electro set with countersink 35/68/75 mm	50125630SET	
Scope of supply	Part No.	Page
HSS bi-metal hole saw 35 mm	52057740	458
HSS bi-metal hole saw 68 mm	52057765	459
HSS bi-metal hole saw 75 mm	52057769	459
Countersink for hole saws	52033839	
Arbor for HSS bi-metal hole saws 8.6 mm	52057781	462
Plastic case	52059258	



Arbor for HSS bi-metal hole saws 14 - 30 mm



Suitable for

- Sizes from 14 - 30 mm

Item	Part No.
Arbor 6.3 mm	50371576
Arbor for HSS bi-metal hole saws 7.9 mm	50385224
Arbor 8.6 mm	52057780
Arbor 11.1 mm	50371550

Arbor for HSS bi-metal hole saws 32 - 152 mm



Suitable for

- Sizes from 32 - 51 mm
- Sizes from 32 - 152 mm

Item	Part No.
Arbor 7.9 mm for HSS bi-metal hole saws 32 - 51 mm	50371541
Arbor 8.6 mm for HSS bi-metal hole saws 32 - 152 mm	52057781
Arbor 11.1 mm for HSS bi-metal hole saws 32 - 152 mm	50371568

SDS arbor for HSS bi-metal hole saws



Suitable for

- Sizes from 32 - 152 mm
- Sizes from 14 - 30 mm

Item	Part No.
SDS arbor for HSS bi-metal hole saws 14 - 30 mm	50069691
SDS arbor for HSS bi-metal hole saws 32 - 152 mm	50069292

Replaceable pilot drill for arbor HSS bi-metal hole saws



Item	Part No.
Replaceable pilot drill for arbor HSS bi-metal hole saws	52057782





SIMPLE DRILLING – EVERYTHING IN ONE OPERATION

Greenlee bits are produced using the latest CNC technology. The benefit to you is clear: Clean cutting edges produce longer and better cutting operations from the very first use. That saves you effort. The two-sided deburring of the edge breaker saves you time. The Rotastop system on the shank prevents the bit from slipping through in the chuck. That's how drilling is done today.



In brief

- ▶ Perfect cutting performance in the first pass
- ▶ Rotastop prevents the bit slipping through
- ▶ Split point requires less effort



► Kwik Stepper with Rotastop

Years of experience and development have gone into this bit. The Kwik Stepper drills not only burr-free with optimum swarf removal, the spiral groove also reduces heat build-up during the drilling operation. This makes the Kwik Stepper especially durable. The Rotastop system holds the bit in place - without slipping through. Additionally, the split point reduces your effort during the drilling operation. Great performance from just one bit.

- All required drilling ranges in one tool
- Rotastop for maximum torque transmission
- Quick bit change
- No slipping through in the chuck
- Spiral groove for improved cutting performance
- Two-sided burr removal
- Can be used for sheet, pipes, non-ferrous metals, stainless steel and plastics

► Performance in the set: Kwik Stepper set of step bits

To keep you flexible while drilling, we have combined all standard step bits in a practical set and accommodated them in a robust plastic box. Everything to hand.

- All common step bits
- Clear assignment of the bit through laser scaling of the step bit
- Robust plastic box with integrated pop-up hinge
- Easy to transport and store



Kwik Stepper™ step bit



- ▶ Minimum burr
- ▶ Long service life
- ▶ Good torque transmission
- ▶ Less effort when drilling

Suitable for

- Sheet, pipe, NF metal and plastic

Item	Drilling range dia. mm	Step sizes dia. mm	Total length mm	Number of steps	Shank dia. mm	Part No.
Kwik Stepper™ step bit 3.2 - 12.7 mm	3.2 - 12.7	3.2 / 4.0 / 4.8 / 5.6 / 6.4 / 7.1 / 7.9 / 8.7 / 9.5 / 10.3 / 11.1 / 11.9 / 12.7	80	13	6.34	50344013
Kwik Stepper™ step bit 4.8 - 12.7 mm	4.8 - 12.7	4.8 / 6.4 / 7.9 / 9.5 / 11.1 / 12.7	80	6	6.4	50364022
Kwik Stepper™ step bit 22.2 mm	22.2	22.2	85	1	9.5	50344110
Kwik Stepper™ step bit 4.8 - 22.2 mm	4.8 - 22.2	4.8 / 6.4 / 7.9 / 9.5 / 11.1 / 12.7 / 14.3 / 15.9 / 17.5 / 19.1 / 20.6 / 22.2	85	12	9.5	50344030
Kwik Stepper™ step bit 12.7 - 28.6 mm	12.7 - 28.6	12.7 / 22.2 / 28.6	57	3	9.5	50300083
Kwik Stepper™ step bit 22.2 - 34.9 mm	22.2 - 34.9	22.2 / 28.6 / 31.0 / 31.8 / 34.9	73	5	9.5	50364146
Kwik Stepper™ step bit 9.7 mm	9.7	Predrilling for Green- lee-Draw stud 9.7	40	1	6.4	50360183
Kwik Stepper™ step bit 12.7 mm	12.7	Predrilling for Green- lee-Draw stud 12.7	40	1	6.4	50344102
Kwik Stepper™ step bit Pg 7 - 21	Pg 7 - 21	Pg7 / Pg9 / Pg11 / Pg13 / Pg16 / Pg21	90	7	9.5	50360205
Kwik Stepper™ step bit ISO 16 - 32	ISO 16 - 32	ISO 16 / 20 / 25 / 32	80	4	9.5	50360221



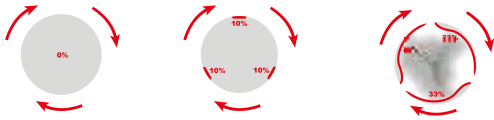
Kwik Stepper™ step bit with ROTASTOP® shaft



- ▶ ROTASTOP® guarantees best-possible torque transmission
- ▶ Minimal burr
- ▶ No slipping in the chuck with ROTASTOP®
- ▶ Long service life
- ▶ Requires minimum effort when drilling

Suitable for

- Reaming of steel sheets, pipes, non-ferrous metals and plastic



Item	Drilling range dia. mm	Step sizes dia. mm	Total length mm	Number of steps	Shank dia. mm	Part No.
Kwik Stepper™ step bit with ROTASTOP® shaft 4 - 12 mm	4 – 12	4.0 / 5.0 / 6.0 / 7.0 / 8.0 / 9.0 / 10.0 / 11.0 / 12.0	80	9	8.0	50069845
Kwik Stepper™ step bit with ROTASTOP® shaft 4 - 20 mm	4 – 20	4.0 / 6.0 / 8.0 / 10.0 / 12.0 / 14.0 / 16.0 / 18.0 / 20.0	67	9	8.0	50069853
Kwik Stepper™ step bit with ROTASTOP® shaft 6 - 30 mm	6 – 30	6.0 / 8.0 / 10.0 / 12.0 / 14.0 / 16.0 / 18.0 / 20.0 / 22.0 / 24.0 / 26.0 / 28.0 / 30.0	98	13	10.0	50069861
Kwik Stepper™ step bit with ROTASTOP® shaft 6 - 36 mm	6 – 36	6.0 / 9.0 / 12.0 / 15.0 / 18.0 / 21.0 / 24.0 / 27.0 / 30.0 / 33.0 / 36.0	85	11	12.0	50069870
Kwik Stepper™ step bit with ROTASTOP® shaft ISO 12 - 40 mm	ISO 12 - 40	For ISO 12 / 16 / 20 / 25 / 32 / 40	110	6	12.0	50069888

Kwik Stepper™ step bit set



- ▶ ROTASTOP® guarantees best-possible torque transmission
- ▶ Hardly any burr
- ▶ No slipping in the chuck with ROTASTOP®
- ▶ Long service life
- ▶ Requires minimal effort when drilling

Suitable for

- Reaming of steel sheets, pipes, non-ferrous metals and plastic

Item	Part No.	
Kwik Stepper™ step bit set	50069900	
Scope of supply	Part No.	Page
Kwik Stepper™ step bit with ROTASTOP® shaft 4 - 12 mm	50069845	467
Kwik Stepper™ step bit with ROTASTOP® shaft 4 - 20 mm	50069853	467
Kwik Stepper™ step bit with ROTASTOP® shaft 6 - 30 mm	50069861	467

Combi bit set in plastic cassette M 3 - M 10



- ▶ Drill, tap and deburr in one operation

Suitable for

- For use with St37, non-ferrous metals and plastics

Item	Part No.	
Combi bit set in plastic cassette M 3 - M 10	50116304	
Scope of supply	Part No.	Page
Combi bit M3	50116312	
Combi bit M4	50116320	
Combi bit M5	50116339	
Combi bit M6	50116347	
Combi bit M8	50116355	
Combi bit M10	50116363	
Combi bit holder	50116371	



THE ALL-ROUNDER.

Sometimes, you need to be the jack-of-all-trades: Crimping, cutting, bending, punching and offsetting. With Klauke, you have every facility in just one tool.





Universal tools

Hand-operated hydraulic universal tool, hydraulic universal head	472
<hr/>	
Battery powered universal tools	475
<hr/>	
Bus bar tool centre	479



ONE TOOL FOR ALL SITUATIONS - UNIVERSAL TOOLS

Crimping, cutting or punching: Replaceable adapter and dies quickly adapt the tool to individual tasks. Low weight and powerful: Crimping up to 400 mm², cutting up to 40 mm diameter or punching up to 92 x 92 mm, no problem at all for the Klauke Multi.

The Klauke Multi: The right tool in every instance.

NEXT GENERATION



▶ Systematic crimping

All crimping dies from Klauke function with every Klauke tool. Crimp cable lugs with the Klauke series 5, 18 and 22 (6 t tools) and wide crimping with the series 13 (12 t tools). Differing crimp shapes and nominal cross-sections up to 400 mm² can be processed with just one tool.

- Can be used with dies series 5, 18 and 22 (6 t)
- Wide crimping with dies series 13 (12 t) possible
- Cross sections up to 400 mm²
- Simple adapter replacement

▶ The plus one: Hole punching

Retooling of hole punches is really simple with the Klauke multi. In conjunction with hole punch adapters from Greenlee, you can punch holes up to 64 mm round and max. 92 mm x 92 mm square.

▶ All-around cutting

Stay prepared for various materials. Cables from copper and aluminium are not a problem with appropriate cutting head, likewise for DIN-profile rails, threaded bars or railway catenary wires. Klauke universal tool cuts everything up to 40 mm diameter.

- Differing materials can be cut: Aluminium and copper cables, threaded rods, profile rails, railway catenary wires
- The right cutting dies for every application
- Cutting range up to 40 mm

▶ Solid in use

The Klauke universal tool can also be used for machining operations on solid bus bars and laminated bus bars up to 120 mm x 12 mm. Bending, punching, cutting and offsetting with one device that can be operated with the AHP700L and the electric pumps from Klauke.



HK 60 UNV Hand-operated hydraulic universal tool



- ▶ One head for crimping, cutting and punching - one tool for all
- ▶ Ideal in the assembly field where all common jobs can be carried out using one tool

Characteristics

- Universal head flip top style, rotatable
- Adapter for crimping dies of the Klauke Series 5, 18 and 22
- Various cutting dies for aluminium and copper conductors with and without armouring as well as Al/St-Cables (ACSR)
- Dies for cutting threaded rods and DIN rails
- Punching adapter for Greenlee punching tools
- Dies to punch DIN rails
- Light weight due to high quality aluminium housing
- 2-stage hydraulic system with fast feed and power stroke
- Automatic retraction when operation is complete

Technical instructions

- Interchangeable adapters and dies for crimping, cutting and punching you will find on page 478



Technical data		
Crimping force	60 kN	
Stroke	42 mm	
Crimping range	6 - 300 mm ²	
Cutting range	max. 40 mm dia.	
Punching capacity	up to 64 mm dia. round, up to 92 x 92 mm square	
Length	540 mm	
Weight	3.5 kg	
Ambient temperature	-20 °C to +40 °C	
Item	Part No.	
Hand-operated hydraulic universal tool	HK60UNV	
Scope of supply	Part No.	Page
Steel carrying case	MK60UNV	



Universal tools

Hand-operated hydraulic universal tool, hydraulic universal head

PK 60 UNV Hydraulic universal head



- ▶ One head for crimping, cutting and punching - one tool for all
- ▶ Ideal in the assembly field where all common jobs can be carried out using one tool
- ▶ For connecting to hydraulic pumps with 700 bar operating pressure for best possible crimping, cutting and punching results

Characteristics

- Universal head with quick coupling, 360° rotation when not pressurised, flip top style
- Various cutting dies for aluminium and copper conductors with and without armouring as well as Al/St-Cables (ACSR)
- Dies to punch DIN rails
- Adapter for crimping dies of the Klauke Series 5, 18 and 22

Technical instructions

- Interchangeable adapters and dies for crimping, cutting and punching you will find on page 478



Technical data	
Crimping force	60 kN
Stroke	42 mm
Crimping cycle	3 s to 5 s (depending on crimping cross-section)
Number of crimps	approx. 300 at 150 mm ² Cu DIN
Cutting range	max. 40 mm dia.
Number of cuts	approx. 110 at 4 x 70 mm ² NYF
Punching capacity	up to 64 mm dia. round, up to 92 x 92 mm square
Operating pressure	max. 700 bar
Length	350 mm
Weight	2.4 kg

Item	Part No.
Hydraulic universal head	PK60UNV
Scope of supply	Part No. Page
Carrying bag	TT2 192

EKM 60 UNV Battery-powered hydraulic universal tool 6 - 300 mm²



- ▶ One head for crimping, cutting and punching - one tool for all
- ▶ Ideal in the assembly field where all common jobs can be carried out using one tool
- ▶ All tool data on view thanks to display and ipress app
- ▶ Small and slim, perfect for cramped conditions

Characteristics

- Choose your battery system: Bosch or Makita
- All data can be easily read via Bluetooth
- Universal head flip top style, rotatable
- Simple and safe: One-button operating concept for controlling all tool functions
- Effortless working due to balanced centre of gravity
- LED for work area illumination
- Simple and safe: Automatic retraction when operation is complete
- Always ready-to-use thanks to battery charge and service display

Technical instructions

- Interchangeable adapters and dies for crimping, cutting and punching you will find on page 478



Technical data	
Crimping force	60 kN
Stroke	42 mm
Crimping range	6 - 300 mm ²
Crimping cycle	7 s up to 9 s (depending on cross-section)
Cutting range	max. 40 mm dia.
Punching capacity	up to 64 mm dia. round, up to 92 x 92 mm square
Charging time	15 min.
Weight	3.0 kg
Ambient temperature	-10 °C up to +40 °C

Item	Part No. Bosch	Part No. Makita	
Battery-powered hydraulic universal tool 6 - 300 mm ²	EKM60UNVCFB	EKM60UNVCFM	
Scope of supply			Page
Bosch battery 18 V / 2.0 Ah, Li-Ion	RALB1EU		492
Bosch quick-charger for 18 V Li-Ion battery	LGLB1EU		494
Makita battery 18 V / 1.5 Ah, Li-Ion		RAL1	491
Makita quick-charger for 18 V Li-Ion battery		LGL1	494
Adapter for crimping dies of Series 22	UA22	UA22	478
Plastic case 450 x 370 x 105 mm	KKMUNVNG	KKMUNVNG	
Accessories			Page
Bosch battery 18 V / 5.0 Ah, Li-Ion	RALB2EU		493
Makita battery 18 V / 3.0 Ah, Li-Ion (54 Wh)		RAL2	491

EK 60 UNV Battery-powered hydraulic universal tool 6 - 300 mm²

**NEXT
GENERATION**



- ▶ One head for crimping, cutting and punching - one tool for all
- ▶ Ideal in the assembly field where all common jobs can be carried out using one tool
- ▶ Fast working due to 2-stage hydraulics
- ▶ All tool data on view thanks to display and ipress app

Characteristics

- Choose your battery system: Bosch or Makita
- All data can be easily read via Bluetooth
- Universal head flip top style, rotatable
- Simple and safe: One-button operating concept for controlling all tool functions
- Effortless working due to balanced centre of gravity
- LED for work area illumination
- 2-stage hydraulic system with fast feed and power stroke
- Simple and safe: Automatic retraction when operation is complete
- Always ready-to-use thanks to battery charge and service display

Technical instructions

- Interchangeable adapters and dies for crimping, cutting and punching you will find on page 478



Technical data	
Crimping force	60 kN
Stroke	42 mm
Crimping range	6 - 300 mm ²
Crimping cycle	3 s to 5 s (depending on cross-section)
Cutting range	max. 40 mm dia.
Punching capacity	up to 64 mm dia. round
Charging time	45 min.
Weight	4.8 kg
Ambient temperature	-10 °C up to +40 °C

Item	Part No. Bosch	Part No. Makita	
Battery-powered hydraulic universal tool 6 - 300 mm ²	EK60UNVCFB	EK60UNVCFM	
Scope of supply			Page
Bosch battery 18 V / 5.0 Ah, Li-Ion	RALB2EU		493
Bosch quick-charger for 18 V Li-Ion battery	LGLB1EU		494
Makita battery 18 V / 4.0 Ah, Li-Ion		RAL40	492
Makita quick-charger for 18 V Li-Ion battery		LGL1	494
Plastic case 450 x 370 x 105 mm	UA22	UA22	478
Adapter for crimping dies of Series 22	KK120UNVNG	KK120UNVNG	



**NEXT
GENERATION**

EK 120 UNV Battery-powered hydraulic universal tool 10 - 400 mm²



- ▶ One head for crimping, cutting and punching - one tool for all
- ▶ Ideal in the assembly field where all common jobs can be carried out using one tool
- ▶ All tool data on view thanks to display and ipress app

Characteristics

- Choose your battery system: Bosch or Makita
- All data can be easily read via Bluetooth
- Universal head flip top style, rotatable
- Simple and safe: One-button operating concept for controlling all tool functions
- Effortless working due to balanced centre of gravity
- LED for work area illumination
- 2-stage hydraulic system with fast feed and power stroke
- Simple and safe: Automatic retraction when operation is complete
- Always ready-to-use thanks to battery charge and service display

Technical instructions

- Interchangeable adapters and dies for crimping, cutting and punching you will find on page 478






























**K13
SERIE**

Technical data	
Crimping force	108 kN
Stroke	42 mm
Crimping range	10 - 400 mm ²
Crimping cycle	Depending on cable type
Cutting range	max. 40 mm dia.
Punching capacity	up to 144 mm dia. round, up to 138 x 138 mm square
Charging time	45 min.
Weight	6.5 kg
Ambient temperature	-10 °C up to +40 °C

Item	Part No. Bosch	Part No. Makita	
Battery-powered hydraulic universal tool 10 - 400 mm ²	EK120UNVCFB	EK120UNVCFM	
Scope of supply			Page
Bosch battery 18 V / 5.0 Ah, Li-Ion	RALB2EU		493
Bosch quick-charger for 18 V Li-Ion battery	LGLB1EU		494
Plastic case 450 x 370 x 105 mm	KK120UNVNG	KK120UNVNG	
Adapter for crimping dies	UA12TKL	UA12TKL	478



Interchangeable adapters and dies for crimping, cutting or punching

Part description	Part no.	Tools	
		6 ton	12 ton
Application: crimping			
 Adapter for crimping dies series 5	UA5	●	
 Adapter for crimping dies series 13	UA12TKL		●
 Adapter for crimping dies series 18	UA18	●	
 Adapter for crimping dies series 22	UA22	●	
Application: cutting			
 Cutting die for Al/Cu conductors to max. 40 mm dia.	UCACSR	●	●
 Cutting die for Al/Cu conductors to max. 26 mm dia.	UC26	●	●
 Cutting die for Al/Cu conductors to max. 40 mm dia.	UC40	●	●
 Cutting die for threaded rods M5 metric	UCM5	●	●
 Cutting die for threaded rods M6 metric	UCM6	●	●
 Cutting die for threaded rods M8 metric	UCM8	●	●
 Cutting die for threaded rods M10 metric	UCM10	●	●
 Cutting die for threaded rods M12 metric	UCM12	●	●
 Cutting die for threaded rods 1/4"	UCUNC14	●	●
 Cutting die for threaded rods 3/8"	UCUNC38	●	●
 Cutting die for threaded rods 1/2"	UCUNC12	●	●
 Cutting die for profile conductors 35 x 15	UCD3515	●	●
 Cutting die for profile conductors 32 x 15 x 9	UCD3215	●	●
 Cutting die for profile conductors 35 x 7.5	UCD3575	●	●
 Cutting die for profile conductors 2980	UCN2980	●	●
 Cutting die for laminated Cu bus bars, max. width 37.5 mm	UCF	●	
 Cutting die 107 mm ² type AC for catenary wires in railway construction	UCAC107	●	●
 Cutting die 85 mm ² type BC for catenary wires in railway construction	UCBC85	●	●
 Cutting die 110 mm ² type BC for catenary wires in railway construction	UCBC110	●	●
 Cutting die 120 mm ² type BC for catenary wires in railway construction	UCBC120	●	●
Cutting die 150 mm ² type BC for catenary wires in railway construction	UCBC150	●	●
Application: Punching			
 Hole punch adapter for holes to 64 mm dia., 92 x 92 mm and 46 x 92 mm	UA6P	●	
 Hole punch adapter for holes to 144 mm dia., 138 x 138 mm and 68 x 138 mm	UA12P		●
 Die for punching DIN rails 35 x 15; 32 x 15 x 9; 35 x 7.5	UPD6	●	



Bus bar tool centre



- ▶ Basic tool for bending, punching and cutting solid and laminated bus bars up to 120 x 12 mm
- ▶ Compact design and low weight

Suitable for

- Drive with EHP4 or AHP700-L

Additional information

- For drives with EHP4 the Part Number appendix „EHP4“ is required (50052241EHP4)
For drives with AHP700-L connector Sbz4 is required.

Technical data	
Crimping force	185 kN
Max. operating pressure	700 bar
Capacity	1.5 l / min.
Required oil volume	0.15 l
Dimension	480 x 500 x 360 mm
Weight	51 kg
Item	Part No.
Bus bar tool centre for operation with AHP700-L	50052241

Bending tool



- ▶ For Al/Cu materials to max. 120 x 12 mm
- ▶ Bending radius 5.00 mm

Characteristics

- Max. bending angle 100°

Technical data	
Weight	7.1 kg
Item	Part No.
Bending tool, 5.0 mm bending radius	50052250

Punching tool I



Characteristics

- Solid conductors from Al/Cu to max. 12 mm and steel to 10 mm thick

Suitable for

- Hole diameters from 6.5 - 21 mm

Technical data	
Weight	4.5 kg
Item	Part No.
Punching tool I	50052128

Punching tool I



Characteristics

- Solid conductors from Al/Cu to max. 12 mm and steel to 10 mm thick

Item	Part No.
Punch and die 6.5 mm dia.	50052276
Punch and die 8.5 mm dia.	50052284
Punch and die 11 mm dia.	50052292
Punch and die 13 mm dia.	50052306
Punch and die 15 mm dia.	50052314
Punch and die 17 mm dia.	50052322
Punch and die 21 mm dia.	50052330
Oblong punch and die 6.5 x 13 mm	50052349
Oblong punch and die 8.5 x 16 mm	50052357
Oblong punch and die 11 x 20 mm	50052365
Oblong punch and die 13 x 20 mm	50052373
Oblong punch and die 17 x 20 mm	50052381

Punching tool III



Characteristics

- Solid and laminated bus bars from Al/Cu to max. 12 mm and steel to 10 mm thick

Suitable for

- Hole diameters from 6.5 - 21 mm

Technical data	
Weight	4.5 kg
Item	Part No.
Punching tool III	50766919

Punch & die for punching tool III



Characteristics

- Solid and laminated bus bars from Al/Cu to max. 12 mm and steel to 10 mm thick

Item	Part No.
Punch and die 6.5 mm dia.	50115286
Punch and die 8.5 mm dia.	50115294
Punch and die 11 mm dia.	50115308
Punch and die 13 mm dia.	50115316
Punch and die 15 mm dia.	50115324
Punch and die 17 mm dia.	50115332
Punch and die 21 mm dia.	50115340
Oblong punch and die 6.5 x 13 mm	50115359
Oblong punch and die 8.5 x 16 mm	50115367
Oblong punch and die 11 x 20 mm	50115375
Oblong punch and die 13 x 20 mm	50115383
Oblong punch and die 17 x 20 mm	50115391



Cutting tool




Characteristics

- For Al/Cu materials to max. 120 x 12 mm

Technical data	
Weight	5.3 kg
Item	Part No.
Cutting tool	50052144

Offset tool



Characteristics

- Workpiece offset 5, 6, 8, 10 and 12 mm by using insertion plates
- For Al/Cu materials to max. 120 x 12 mm

Technical data	
Dimension	175 x 90 x 135 mm
Weight	10.0 kg
Item	Part No.
Offset tool	50052152

Aluminium accessory box for punching tools, empty



Suitable for

- Storage of accessories

Technical data	
Dimension	350 x 250 x 200 mm
Weight	4.3 kg
Item	Part No.
Tool chest alu (empty)	50052160

THE RIGHT DRIVE FOR EVERY ACTIVITY.

Even when it comes to drive units, Klauke leaves nothing to chance. No matter where, when and how: Klauke hydraulic pumps give you the power you need.





Pumps

Pumps	482
Hydraulic pumps	484
Accessories for hydraulic tools	491



THE DRIVE - HYDRAULIC PUMPS AND DRIVE UNITS

With Klauke, everything fits together. Klauke hydraulic pumps provide every Klauke crimping, cutting and multi head with the required thrust. All pumps are matched to the various heads. They generate 700 bar pressure so that the tool can provide full power with every operation.



► Foot pressure actuation: Hydraulic foot pumps

Keep your hands free: With the steady hydraulic foot pumps, you can operate all crimping and cutting tools by your foot pressure. The 2-stage hydraulic system work especially efficiently.

- Foot pumps with up to 700 bar pressure
- 2-stage hydraulic system for efficient pumping effect
- Automatic pressure switch off
- Best possible convenience and good durability
- Up to 10 m hydraulic hose available

► Portable pressure: Battery-powered hydraulic pumps

Pumps wherever you want. Simply take our battery-powered hydraulic pump AHP 700-L along with shoulder strap or rucksack.

- Pumps delivering up to 700 bar pressure
- Compact dimensions for portable use
- Simple operation via hand switch with 1.5 m cable
- Display with reverse function
- Hydraulic hose up to 10 m long available


► Pressure with current: Electro-hydraulic pumps

Use the full force of your tools also with EHP 2, 3 or 4 electro-hydraulic drive.

- Power output up to 700 bar
- High capacity with compact dimensions
- Hydraulic hose up to 10 m long available



FHP 2 Foot pump 700 bar



- ▶ Two-stage hydraulics
- ▶ Manual retraction if required, also at high pressure
- ▶ Sturdy design

Characteristics

- Automatic pressure switch off

Suitable for

- The operation of hydraulic crimping and cutting heads

Technical data

Operating pressure max. 700 bar

Weight 12 kg

Item	Part No.	
Foot pump 700 bar	FHP2	
Scope of supply	Part No.	Page
Hydraulic hose, 2 m	HS22	497
Accessories	Part No.	Page
Hydraulic hose, 3 m	HS23	497
Hydraulic hose, 4 m	HS24	497
Hydraulic hose, 5 m	HS25	497
Hydraulic hose, 6 m	HS26	497
Hydraulic hose, 8 m	HS28	497
Hydraulic hose, 10 m	HS210	497

PHD 2 Pneumatic/hydraulic pressure transmitter, 700 bar



- ▶ Manual retraction if required, also at high pressure

Suitable for

- The operation of hydraulic crimping and cutting heads

Technical data

Required air pressure max. 6 bar

Operating pressure max. 700 bar

Weight 6.3 kg

Item	Part No.	
Pneumatic/hydraulic pressure transmitter	PHD2	
Scope of supply	Part No.	Page
Hydraulic hose, 2 m	HS22	497
Accessories	Part No.	Page
Hydraulic hose, 3 m	HS23	497
Hydraulic hose, 4 m	HS24	497
Hydraulic hose, 5 m	HS25	497
Hydraulic hose, 6 m	HS26	497
Hydraulic hose, 8 m	HS28	497
Hydraulic hose, 10 m	HS210	497

EHP 2 Electro hydraulic drive unit 400 V, 700 bar

► Compact dimensions and low weight combined with high conveying capacity



Characteristics

- With AC motor
- Hydraulic hose, 2 m
- Three-stage safety foot switch
- Electronic control
- 70 % power-on time

Suitable for

- The operation of hydraulic crimping and cutting heads

Technical data		
Version	Three-phase motor	
Rated output	0.55 kW	
Motor voltage	360 V - 440 V / 50 Hz	
Capacity	0.82 l / min.	
Operating pressure	max. 700 bar	
Weight	22.9 kg	
Operating mode	70 % power-on time	
Item	Part No.	
Electro-hydraulic pump, 400 V, 700 bar	EHP2380	
Scope of supply	Part No.	Page
Hydraulic hose, 2 m	HS22	497
Foot switch for electro-hydraulic pumps EHP 4 and HK 12/2 EL	FTA1	496
Accessories	Part No.	Page
Transport trolley for electro-hydraulic pump EHP 2	TW50	
Two-hand safety controller for pumps EHP 2 to EHP 4	ZST3	496
Hydraulic hose, 3 m	HS23	497
Hydraulic hose, 4 m	HS24	497
Hydraulic hose, 5 m	HS25	497
Hydraulic hose, 6 m	HS26	497
Hydraulic hose, 8 m	HS28	497
Hydraulic hose, 10 m	HS210	497
Adapter Klauke sleeve to Greenlee plug	CMGSK	



EHP 3 Electro hydraulic drive unit 400 V, 700 bar

- ▶ Continuous operation
- ▶ High conveying capacities with compact dimensions

Characteristics

- With AC motor
- Hydraulic hose, 2 m
- Three-stage safety foot switch
- Electronic control

Suitable for

- The operation of hydraulic crimping and cutting heads



Technical data

Version	Three-phase motor
Rated output	1.1 kW
Motor voltage	360 V - 440 V / 50 - 60 Hz
Capacity	0.9 l / min.
Operating pressure	max. 700 bar
Weight	40.9 kg
Operating mode	100 % power-on time

Item	Part No.	
Electro-hydraulic pump, 400 V, 700 bar	EHP3	
Scope of supply	Part No.	Page
Hydraulic hose, 2m	HS22	497
Foot switch for electro-hydraulic pumps EHP 4 and HK 12/2 EL	FTA1	496
Accessories	Part No.	Page
Transport trolley for electro-hydraulic pump EHP 3	TWEHP3	496
Two-hand safety controller for pumps EHP 2 to EHP 4	ZST3	497
Hydraulic hose, 3 m	HS23	497
Hydraulic hose, 4 m	HS24	497
Hydraulic hose, 5 m	HS25	497
Hydraulic hose, 6 m	HS26	497
Hydraulic hose, 8 m	HS28	497
Hydraulic hose, 10 m	HS210	
Adapter Klauke sleeve to Greenlee plug	CMGSK	

EHP 4 Electro-hydraulic pumps, 700 bar

- ▶ High capacity
- ▶ Manually adjustable piston stroke speed / delivery volume of the pump
- ▶ Closed, compact and lockable housing (IP54 or higher) to protect against humidity, dust and unauthorised manipulation



Characteristics

- Compatibility with Klauke hydraulic crimping and cutting heads
- For connecting to busbar machining centre
- For use in conjunction with the LSK 120 with adapter CMGSK for punching bus bars
- Compatible with Greenlee punching tools (round and special shape punches) with adapter CMGSK

Additional information

- The hydraulic pumps can be individually configured as customer-specific system.

Technical data		
Version	AC	
Rated output	0.75 kW	
Motor voltage	EHP4115: 115 V/50 Hz, EHP4230: 230 V/50 Hz	
Capacity	0.82 l / min.	
Operating pressure	max. 700 bar	
Weight	28.3 kg	
Operating mode	70% power-on time	
Item	Part No.	
Electro-hydraulic pump, 115 V	EHP4115	
Electro-hydraulic pump, 230 V	EHP4230	
Scope of supply	Part No.	Page
Hydraulic hose, 3 m	HS23	497
Foot switch for electro-hydraulic pumps EHP 4 and HK 12/2 EL	FTA1	496
Accessories	Part No.	Page
Two-hand safety controller for pumps EHP 2 to EHP 4	ZST3	496
Hydraulic hose, 3 m	HS23	497
Hydraulic hose, 4 m	HS24	497
Hydraulic hose, 5 m	HS25	497
Hydraulic hose, 6 m	HS26	497
Hydraulic hose, 8 m	HS28	497
Hydraulic hose, 10 m	HS210	497
Transport trolley for electro-hydraulic pump EHP 4	TW150	495
Adapter Klauke sleeve to Greenlee plug	CMGSK	



AHP 700-L Battery powered hydraulic pump, 700 bar

- ▶ Compact and lightweight design for mobile use
- ▶ High capacity



Characteristics

- Select programme from crimping, cutting, and punching
- Housing from impact-resistant, fibreglass reinforced polyamide
- Large display for monitoring, diagnostics and setting the pump
- Two powerful, high-capacity Li-Ion batteries
- Automatic retraction when operation is complete
- Manual retract stop with „teach-in“ (MRS+) for positioning control for multiple crimps
- Remote control with cable for easy operation of the battery-operated pump
- Maintenance display via LED
- All hydraulic hoses have coupling plug and coupling sleeve, oil filled
- High wearing comfort with padded shoulder strap

Suitable for

- Operates all single-acting Klauke crimping, cutting and punching tools with 700 bar operating pressure
- The connection to busbar machining centre
- The punching of busbars in conjunction with the LSK 120 with adapter CMGSK

Additional information

- Also available in country-specific variants, Part Number appendix „C“

Technical data			
Battery voltage	18 V		
Battery capacity	2 x 4.0 Ah, Li-Ion		
Charging time	22 min.		
Weight incl. battery	(with two batteries) approx. 6.4 kg		
Ambient temperature	-12 °C to +40 °C		
Operating pressure	max. 700 bar		
Max. oil volume;	approx. 800 ml		
Dimensions	L x W x H: 330 x 160 x 280 mm		
Item	Part No.		
Battery powered hydraulic pump, 700 bar	AHP700L		
Scope of supply	Part No.	Quantity	Page
Makita battery 18 V / 4.0 Ah, Li-Ion	RAL40	2	491
Makita quick-charger for 18 V Li-Ion battery	LGL1	1	494
Hydraulic hose, 2 m, oil filled	HSOEL2	1	497
Carrying strap with shoulder padding	TG3	1	495
Carrying bag	TT2	1	196
Remote control with 1.5 m cable	HTA4	1	499
Accessories	Part No.	Page	
Hydraulic hose, 3 m, oil filled	HSOEL3	497	
Hydraulic hose, 4 m, oil filled	HSOEL4	497	
Hydraulic hose, 5 m, oil filled	HSOEL5	497	
Hydraulic hose, 6 m, oil filled	HSOEL6	497	
Hydraulic hose, 8 m, oil filled	HSOEL8	497	
Hydraulic hose, 10 m, oil filled	HSOEL10	497	
18 V mains adapter for 230 V Voltage	NG2230	493	
Two-hand safety control for battery powered hydraulic pump AHP 700-L	ZST4	496	
Foot switch for battery powered hydraulic pump	FTA4		
Transport rucksack	TRAHP700L		
Variants	Part No.	Page	
AHP 700-L with transport rucksack	TRAHP700LSET		



767 Hydraulic hand pump



- ▶ Lightweight, portable hand pump
- ▶ Robust construction

Characteristics

- All-purpose - works in every position
- Incl. mounting holes for work bench assembly

Additional information

- In combination with punch cylinder 50170910 for all hole sizes

Technical data		
Dimension	330 x 100 x 100 mm	
Operating pressure	max. 460 bar	
Weight	2.7 kg	
Item	Part No.	
Hydraulic hand pump 767	50132849	
Accessories	Part No.	Page
Hydraulic hose 6.4 mm dia. x 0.9 m	50383167	498

1725 Hydraulic foot pump



- ▶ Foot operation facilitates two-handed operation of round and special shaped punches

Characteristics

- Lockable pedal for storage and transport
- All-purpose

Additional information

- In combination with punch cylinder 50170910 for all hole sizes

Technical data		
Dimension	400 x 200 x 150 mm	
Operating pressure	max. 460 bar	
Weight	5.0 kg	
Item	Part No.	
1725 Hydraulic foot pump	50313533	
Accessories	Part No.	Page
Hydraulic hose 6.4 mm dia. x 3 m	50377299	498



RAL 1 Makita battery 18 V / 1.5 Ah Li-Ion (27 Wh)



Characteristics

- No memory effect
- Extremely low self-discharge
- Low weight

Suitable for

- Next Generation battery-powered hydraulic tools with Makita battery mounting

Technical data	
Battery voltage	18 V
Battery capacity	1.5 Ah
Charging time	With LGL1: 15 min.
Cell technology	Li-Ion
Weight	0.4 kg
Item	Part No.
Makita battery 18 V / 1.5 Ah, Li-Ion	RAL1

RAL 2 Makita battery 18 V / 3.0 Ah Li-Ion (54 Wh)



Characteristics

- No memory effect
- Extremely low self-discharge
- Low weight

Suitable for

- Next Generation battery-powered hydraulic tools with Makita battery mounting

Technical data	
Battery voltage	18 V
Battery capacity	3.0 Ah
Charging time	With LGL1: 22 min.
Cell technology	Li-Ion
Weight	0.6 kg
Item	Part No.
Makita battery 18 V / 3.0 Ah, Li-Ion (54 Wh)	RAL2

RAL 3 Battery 18 V / 3.3 Ah Li-Ion (54 Wh)



Characteristics

- No memory effect
- Extremely low self-discharge
- Low weight

Suitable for

- Klauke safety cutter

Technical data	
Battery voltage	18 V
Battery capacity	3.3 Ah
Charging time	With LGL3: 60 min.
Ambient temperature	-20 °C to +40 °C
Cell technology	Li-Ion
Weight	0.6 kg
Item	Part No.
Battery 18 V / 3.3 Ah, Li-Ion (54 Wh)	RAL3





Pumps

Accessories for hydraulic tools

RAL 40 Makita battery 18 V / 4.0 Ah Li-Ion (72 Wh)



Characteristics

- No memory effect
- Extremely low self-discharge
- Light - same weight as the Makita 3.0 Ah battery

Suitable for

- Next Generation battery-powered hydraulic tools with Makita battery mounting

Technical data	
Battery voltage	18 V
Battery capacity	4.0 Ah
Charging time	With LGL1: 36 min.
Ambient temperature	-20 °C to +40 °C
Cell technology	Li-Ion
Weight	0.6 kg
Item	Part No.
Makita battery 18 V / 4.0 Ah, Li-Ion	RAL40

RAL 4 Makita battery 18 V / 5.0 Ah, Li-Ion



Characteristics

- No memory effect
- Extremely low self-discharge
- Light - same weight as the Makita 3.0 Ah battery

Suitable for

- Next Generation battery-powered hydraulic tools with Makita battery mounting

Technical data	
Battery voltage	18 V
Battery capacity	5.0 Ah, Li-Ion
Charging time	With LGL1: 45 min.
Ambient temperature	-20 °C to +40 °C
Cell technology	Li-Ion
Weight	0.6 kg
Item	Part No.
Makita battery 18 V / 5.0 Ah, Li-Ion (90 Wh)	RAL4

RAL B1 EU Bosch battery 18 V / 2.0 Ah, Li-Ion



Technical data	
Battery capacity	2.0 Ah
Charging time	With LGLB1EU: 15 min.
Cell technology	Li-Ion
Voltage range	18 V
Weight	0.4 kg
Item	Part No.
Bosch battery 18 V / 2.0 Ah, Li-Ion	RALB1EU



RAL B2 EU Bosch battery 18 V / 5.0 Ah, Li-Ion



Technical data	
Battery voltage	18 V
Battery capacity	5.0 Ah, Li-Ion
Charging time	With LGLB1EU: 45 min.
Cell technology	Li-Ion
Weight	0.69 kg
Item	Part No.
Bosch battery 18 V / 5.0 Ah, Li-Ion	RALB2EU

RAML1 battery 10.8 V / 1.5 Ah, Li-Ion (16.2 Wh)



Technical data	
Battery voltage	10.8 V
Battery capacity	1.5 Ah
Cell technology	Li-Ion
Weight	0.3 kg
Item	Part No.
Battery 10.8 V / 1.5 Ah, Li-Ion (16.2 Wh)	RAML1

NG2 mains adapter 18 V for 120 V or 230 V mains voltage



Characteristics

- Temperature protection
- Current limiter
- Overload protection 250 V
- Cable lengths: 5 m

Suitable for

- For all Klauke tools with 18 V all-mains sets - Makita version

Technical data	
Mains supply	120 V / 230 V
Voltage range	18 V
Weight	0.8 kg
Item	Part No.
18 V mains adapter for 120 V Voltage	NG2115
18 V mains adapter for 230 V Voltage	NG2230



LGL 1 Makita quick-charger for 18 V Li-Ion batteries



Suitable for

- Klauke Li-Ion Makita battery 18 V

Technical data	
Charging time	With RAL1: 15 min., with RAL2: 22 min.
Mains supply	230 V
Voltage range	18 V
Weight	1 kg
Item	Part No.
Makita quick-charger for 18 V Li-Ion battery	LGL1

LGL 3 Makita quick-charger for 18V Li-Ion batteries



Suitable for

- Klauke Li-Ion Makita battery 18 V
- Connection to car cigarette lighter

Technical data	
Charging time	60 min.
Mains supply	220 - 240 V
Voltage range	18 V
Weight	0.6 kg
Item	Part No.
Charger for 18 V Li-Ion batteries	LGL3

LGL B1 EU Bosch charger for 18 V Li-Ion batteries



Characteristics

- Charger for safety cutting unit batteries

Suitable for

- 18 V / 3.30 Ah Li-Ion batteries

Technical data	
Charging time	With RALB1EU.:15 min, RALB2EU: 45 min.
Mains supply	230 V
Voltage range	18 V
Weight	0.65 kg
Item	Part No.
Bosch quick-charger for 18 V Li-Ion battery	LGLB1EU



LGML 1 Charger for 10.8 V Li-Ion batteries, 230 V



Suitable for

- Klauke Li-Ion battery 10.80 V

Technical data	
Cell technology	Li-Ion
Mains supply	220 - 240 V
Voltage range	10.8 V
Weight	0.5 kg
Item	Part No.
Charger for 10.80 V Li-Ion batteries, 230 V	LGML1

TW 150 Transport trolley for electro-hydraulic pump EHP 4



Item	Weight kg	Part No.
Transport trolley for electro-hydraulic pump EHP 4	8.7	TW150

TG 3 Carrying strap with shoulder padding



Suitable for

- Battery powered hydraulic pump AHP 700-L

Item	Part No.
Carrying strap with shoulder padding	TG3



Pumps

Accessories for hydraulic tools

FTA 3 / FTA 4 Two-hand safety controls for pumps



Suitable for

- Pumps: EHP 4 and AHP 700-L

Item	Part No.
Two-hand safety controller for pumps EHP 2 to EHP 4	ZST3
Two-hand safety control for battery powered hydraulic pump AHP 700-L	ZST4

FTA 1 / FTA 4 Foot switches for pumps



Suitable for

- Pumps: EHP 4, HK 12/2 EL, AHP 700-L

Item	Part No.
Foot switch for electro-hydraulic pumps EHP 4 and HK 12/2 EL	FTA1
Foot switch for battery powered hydraulic pump AHP 700-L	FTA4

T 15 Special hydraulic oil



Characteristics

- Environmentally-friendly hydraulic oil, quickly biodegradable
- 5 l canister

Suitable for

- Hydraulic pumps, exception: Safety cutter

Item	Part No.
Special hydraulic oil	T15



Hydraulic oil



Characteristics

- Specially-developed for GREENLEE hydraulic tools

Item	Part No.
Hydraulic oil 3.8 l	90510593
Hydraulic oil 0.95 l	90508068

HS 2 Hydraulic hoses



Suitable for

- Hydraulic crimping and cutting systems and pumps
- For connecting to hydraulic pumps FHP 2, PHD 2, EHP 2, EHP 3, EHP 4, HK12/2 EL, HK 25/2 EL, AS 65 FHP, AS 105 FHP, HK 25/2, HK 45

Item	Part No.
Hydraulic hose, 2 m	HS22
Hydraulic hose, 3 m	HS23
Hydraulic hose, 4 m	HS24
Hydraulic hose, 5 m	HS25
Hydraulic hose, 6 m	HS26
Hydraulic hose, 8 m	HS28
Hydraulic hose, 10 m	HS210

HS OEL hydraulic hose, oil filled



Characteristics

- For connecting to battery-powered hydraulic pump AHP 700-L

Additional information

- Also available in country-specific variants, Part Number appendix „C“

Item	Part No.
Hydraulic hose, 2 m, oil filled	HSOEL2
Hydraulic hose, 3 m, oil filled	HSOEL3
Hydraulic hose, 4 m, oil filled	HSOEL4
Hydraulic hose, 5 m, oil filled	HSOEL5
Hydraulic hose, 6 m, oil filled	HSOEL6
Hydraulic hose, 8 m, oil filled	HSOEL8
Hydraulic hose, 10 m, oil filled	HSOEL10



Pumps

Accessories for hydraulic tools

Hydraulic hose 6.4 mm dia. x 3 m



Characteristics

- Filled with hydraulic oil

Suitable for

- Hydraulic foot pump 1725

Item	Part No.	
Hydraulic hose 6.4 mm dia. x 3 m	50377299	
Scope of supply	Part No.	Page
Hydraulic hose, 3 m	90525159	
Coupler plug	90541693	
Dust cap	90541707	

Hydraulic hose 6.4 mm dia. x 0.9 m



Characteristics

- Without hydraulic oil

Suitable for

- Hydraulic hand pump 767

Item	Part No.	
Hydraulic hose 6.4 mm dia. x 0.9 m	50383167	
Scope of supply	Part No.	Page
Hydraulic hose, 0.9 m	50063022	
Coupler plug	90541693	
Dust cap	90541707	

KST 2 Coupler



Characteristics

- Including adapter

Suitable for

- Hydraulic crimping and cutting systems and pumps

Item	Part No.
Coupler plug	KST2



KMF 1 Coupler for crimping and cutting heads



Characteristics

- KMF 1: For connecting to hydraulic crimping/cutting heads: PK 18, PK 22, PK 120/42, PK 120 U, PK 25/2, PK 45, PK 60 VP, PK 60 VP/FT, PK 60 UNV, THK 18, THK 22, THK 120, SDG 45, SDG 50, SDG 55, SDG 85/2, SDG 105, SDK 65, SDK 85, SDK 105, SDK 120
- Includes barrel nipple
- With 1/4" connection (external thread)

Item	Part No.
Coupler for crimping and cutting heads with barrel nipple	KMF1

DNP 2 Barrel nipple



Suitable for

- To connect and to extend hydraulic hoses HS 2

Item	Part No.
Barrel nipple	DNP2

HTA 4 remote control for hydraulic pump



Suitable for

- Battery powered hydraulic pump AHP 700-L

Item	Part No.
Remote control with 1.5 m cable	HTA4

EFFORTLESS OPERATIONS.

Safety, ergonomics and reliability – these quality features are a given in day-to-day work. Klauke hand tools are designed for this very purpose.





Hand tools

VDE tools	502
Pliers	504
Screwdrivers	508
Assortments and sets	510
Safety tools	514
Fully insulated tools	517
Tool cases	522
<hr/>	
Standard tools and accessory	523
Water pump pliers, fitting pliers	524
Electronic / precision mechanic's tools	525
Bits, holders and adapters	526
Assortments and sets	528
Measuring and marking	531
Basic tools	533
Tool cases	537
<hr/>	
Wire stripping tools	544
Wire stripping tools	545
Stripping tools	547
<hr/>	
Stripping tools for communication technology	549





SAFETY-TESTED RANGE – VDE TOOLS

For the safety of our customers, we also have our tools tested by independent bodies. The "VDE Tool" marking indicates that this special Klauke range conforms to the current directives of the safety testing procedure to EN/IEC 60900. All tools with the VDE name are approved to 1000 V alternating current and 1500V direct current. Special tool steel creates additional robustness.



In brief

- ▶ Conforms to current directive EN/IEC 60900
- ▶ Manufactured using special tools steel
- ▶ Effortless operations due to optimal ergonomic design



► **When you need to go deeper: SLIM range**

SLIM range screwdrivers have a tapered blade at the front. Deeper screws, such as those in circuit breakers, can be reached with ease. No slipping and rolling due to special handle shape. With its narrow tip, the SLIM range is best suited for loosening cables in spring terminals.

- For use in confined areas due to tapered blade
- Safe operations due to rolling protection



► **More than just a force: Power combi-pliers**

The power combi-pliers are really multi-talented: Cutting, gripping, counter holding, inserting conductors. Hence the name combi-pliers. Four tools in one: You need fewer tools and the power assist function also helps you when working.

- Cuts cables, conductors and wires
- Grips flat and round material such as safety splints
- Simplifies the insertion of cables into the clamp or circuit breaker
- Can also be used to tighten nuts

► **Everything under control: VDE cable cutters**

The VDE cable cutters are hard-wearing. They withstand cold impact tests to -25 °C, tests of the adhesion of the insulating material to 500 N and individual voltage tests in a water bath with 10,000 V AC. The reward: Certification to EN/IEC 60900. Completely safe.

- Extra hand protection against flying sparks
- Safe operations due to slip-proof overlay
- Safe even under extreme conditions
- For fine and superfine stranded copper and aluminium cables



VDE Cable cutter



Characteristics

- Adjustable joint
- Cuts fine and superfine stranded copper and aluminium cable

Part No.	KL010160IS	KL010210IS
Item	VDE Cable cutter 160 mm	VDE Cable cutter 210 mm
Dimension mm	160	210
Weight g	225	340
Cutting power up to dia.	16	25

VDE Power combination pliers



Characteristics

- With combination spanner from 11 - 17 mm (M8 - M10)
- Holds flat and round material
- Cuts soft wires, e.g. copper, aluminium, medium-hard wires e.g. nails, wire nails and hard wires, e.g. wire cable, steel wire

Part No.	KL020165IS	KL020180IS	KL020205IS
Item	VDE Power combination pliers, 165 mm	VDE Power combination pliers, 180 mm	VDE Power combination pliers, 205 mm
Dimension mm	165	180	205
Weight g	200	255	280
Cutting power soft wire dia. mm	4.0	5.2	5.9
Cutting power medium wire dia. mm	3.1	3.4	3.8
Cutting power hard wire dia. mm	2.0	2.2	2.5

VDE Power combination pliers, angled



Characteristics

- Comfortable working due to ergonomically optimised, 45° angled head
- With combination spanner from 11 - 17 mm (M8 - M10)
- Holds flat and round material
- Cuts soft wires, e.g. copper, aluminium, medium-hard wires e.g. nails, wire nails and hard wires, e.g. wire cable, steel wire

Part No.	KL026205IS
Item	VDE Power combination pliers, offset, 205 mm
Dimension mm	205
Weight g	285
Cutting power soft wire dia. mm	5.9
Cutting power medium wire dia. mm	3.8
Cutting power hard wire dia. mm	2.5



VDE Side cutter



Characteristics

- Improved cutting of insulated cables from slip-reducing wave profiled blades
- Cuts soft wires, e.g. copper, aluminium, medium-hard wires e.g. nails, wire nails and hard wires, e.g. wire cable, steel wire

Part No.	KL040145IS	KL040160IS	KL040180IS
Item	VDE Side cutter 145 mm	VDE Side cutter 160 mm	VDE Side cutter 180 mm
Dimension mm	145	160	180
Weight g	180	210	265
Cutting power soft wire dia. mm	5.0	6.0	7.0
Cutting power medium wire dia. mm	2.5	3.5	4.0
Cutting power hard wire dia. mm	1.7	2.0	2.5
Cutting power up to dia.	8.0	11.0	13.0

VDE Electricians side cutter



Characteristics

- High cutting performance for superfine wires due to hardened precision cutters
- Cuts soft wires, e.g. copper, aluminium, medium-hard wires e.g. nails, wire nails and hard wires, e.g. wire cable, steel wire

Part No.	KL042190IS
Item	VDE Electricians side cutter, 190 mm
Dimension mm	190
Weight g	285
Cutting power soft wire dia. mm	2.0
Cutting power medium wire dia. mm	1.0
Cutting power up to dia.	4.0

VDE Power side cutter



Characteristics

- Improved cutting of insulated cables from slip-reducing wave profiled blades
- Optimum handling due to ergonomically-shaped handle
- High cutting performance on hard wires and piano wires

Part No.	KL045180IS	KL044200IS	KL045240IS
Item	VDE Power side cutter, 180 mm	VDE Electric power side cutter, 200 mm	VDE Power side cutter, 240 mm
Dimension mm	180	200	240
Weight g	285	280	420
Cutting power soft wire dia. mm	3.7	4.0	4.5
Cutting power medium wire dia. mm	2.6	2.8	3.5
Cutting power hard wire dia. mm	2.2		3.0
Cutting power piano wire dia. mm		2.5	

VDE Lever power side cutter



Characteristics

- 40% force saving
- High cutting performance for superfine wires due to hardened precision cutters
- Special tool steel drop-forged, oil-hardened
- Cuts medium-hard wires, e.g. nails, wire nails and hard wires, e.g. wire cable, steel wire as well as piano wire

Part No.	KL046200IS
Item	VDE Lever power side cutter, 200 mm
Dimension mm	200
Cutting power medium wire dia. mm	4.5
Cutting power hard wire dia. mm	3.5
Cutting power piano wire dia. mm	3.0

VDE Telephone pliers, straight



Characteristics

- Long, flat/round jaws
- Optimum hold due to toothed grip area
- Cutting edge inductive hardened
- With combination spanner from 11 - 17 mm (M8 - M10)
- With wire cutter for soft wires, e.g. copper, aluminium, medium-hard wires e.g. nails, wire nails and hard wires, e.g. wire cable, steel wire

Part No.	KL050205IS
Item	VDE long-nose pliers, straight, 205 mm
Dimension mm	205
Weight g	215
Cutting power soft wire dia. mm	3.9
Cutting power medium wire dia. mm	3.2
Cutting power hard wire dia. mm	2.2

VDE Telephone pliers, curved




Characteristics

- Long, 45° offset, flat/round jaws
- Optimum hold due to toothed grip area
- Cutting edge inductive hardened
- With combination spanner from 11 - 17 mm (M8 - M10)
- Cuts soft wires, e.g. copper, aluminium, medium-hard wires e.g. nails, wire nails and hard wires, e.g. wire cable, steel wire

Part No.	KL055205IS
Item	VDE long-nose pliers, bent, 205 mm
Dimension mm	205
Weight g	215
Cutting power soft wire dia. mm	3.9
Cutting power medium wire dia. mm	3.2
Cutting power hard wire dia. mm	2.2



VDE Wire stripper



Characteristics

- With opening spring and V-shaped cutting edges
- With setting screw for setting the cable diameter

Part No.	KL060160IS
Item	VDE Wire stripper, 160 mm
Dimension mm	160
Weight g	185

VDE Water pump pliers, jaw width 50 mm



Characteristics

- Jaw width 50 mm
- Safe working due to clamp protection and safety joint
- Ratchet adjustment
- Optimum hold due to toothed grip area

Part No.	KL070250IS
Item	VDE Water pump pliers, jaw width 50 mm
Dimension mm	250
Weight g	410

Automatic VDE wire stripper 0.2 - 6 mm²



Characteristics

- Tested acc. to VDE standards for safe working on live conductors up to 1000 V
- Adjustable length stop from 5 - 12 mm
- Locking function to protect the blades

Suitable for

- Flexible and solid conductors from 0.2 - 6 mm²

Part No.	KL760180IS
Item	Automatic VDE wire stripper 0.2 - 6 mm ²
Dimension mm	215
Weight g	130

VDE Slotted screwdriver



Item	Dimension mm	Weight g	Part No.
VDE Slotted screwdriver, 2.5 x 0.4 mm	75 x 2.5 x 0.4	22	KL1007525IS
VDE Slotted screwdriver, 3.0 x 0.5 mm	100 x 3.0 x 0.5	28	KL10010030IS
VDE Slotted screwdriver, 3.5 x 0.6 mm	100 x 3.5 x 0.6	30	KL10010035IS
VDE Slotted screwdriver, 4.0 x 0.8 mm	100 x 4.0 x 0.8	44	KL10010040IS
VDE Slotted screwdriver, 5.5 x 1.0 mm	125 x 5.5 x 1.0	70	KL10012555IS
VDE Slotted screwdriver, 6.5 x 1.2 mm	150 x 6.5 x 1.2	86	KL10015065IS
VDE Slotted screwdriver, 8.0 x 1.2 mm	175 x 8.0 x 1.2	135	KL10017580IS

VDE Phillips screwdriver



Item	Dimension mm	Weight g	Part No.
VDE Phillips screwdriver, PH1	80 x PH 1	52	KL110PH1IS
VDE Phillips screwdriver, PH2	100 x PH 2	80	KL110PH2IS
VDE Phillips screwdriver, PH3	150 x PH 3	145	KL110PH3IS

VDE Pozidriv screwdriver



Item	Dimension mm	Weight g	Part No.
VDE Pozidriv screwdriver, PZ1	80 x PZ 1	49	KL120PZ1IS
VDE Pozidriv screwdriver, PZ2	100 x PZ 2	76	KL120PZ2IS
VDE Pozidriv screwdriver, PZ3	150 x PZ 3	140	KL120PZ3IS

VDE Plus/Minus screwdriver



Item	Dimension mm	Weight g	Part No.
VDE Plus/Minus screwdriver, Z1	80 x Z1	52	KL130PM1IS
VDE Plus/Minus screwdriver, Z2	100 x Z2	80	KL130PM2IS

VDE TORX® screwdriver



Item	Dimension mm	Weight g	Part No.
VDE TORX® Screwdriver TX 10	100 x TX 10	45	KL150TX10IS
VDE TORX® Screwdriver TX 15	100 x TX 15	45	KL150TX15IS
VDE TORX® Screwdriver TX 20	100 x TX 20	69	KL150TX20IS
VDE TORX® Screwdriver TX 25	100 x TX 25	69	KL150TX25IS
VDE TORX® Screwdriver TX 30	100 x TX 30	96	KL150TX30IS



VDE-M-TEC Screwdriver for hexagonal nuts



Characteristics

- With box spanner tube - immersion depth approx. 41 mm - optimal for deep-seated screws and nuts
- With spring-loaded magnetic body

Item	Dimension mm	Für Gewinde	Weight g	Part No.
VDE Screwdriver M-TEC size 5.5	110 x 5.5	M3	100	KL14555IS
VDE Screwdriver M-TEC size 6	110 x 6.0	M3.5	100	KL14560IS
VDE Screwdriver M-TEC size 7	110 x 7.0	M4	100	KL14570IS
VDE Screwdriver M-TEC size 8	110 x 8.0	M5	110	KL14580IS
VDE Screwdriver M-TEC size 10	125 x 10.0	M6	110	KL145100IS
VDE Screwdriver M-TEC size 13	110 x 13.0	M8	110	KL145130IS

Phase tester with heavy duty handle, one-pin, VDE 0680 150 V - 250 V



Characteristics

- Single-pole
- With heavy duty handle

Item	Dimension mm	Weight g	Part No.
Phase tester with heavy duty handle, one-pin, VDE 0680 150 V - 250 V	73 x 3.0 x 0.8	30	KL19073IS

VDE screwdriver Slim range



Characteristics

- Reduced blade for optimum fit
- Ergonomically-shaped handle with optimum force transmission
- Anti-roll-guard

Item	Part No.
VDE Slotted screwdriver 3.5 x 0.6 x 100 Slim Line	KL10010035ISLIM
VDE Slotted screwdriver 4.0 x 0.8 x 100 Slim Line	KL10010040ISLIM
VDE Slotted screwdriver 5.5 x 1.0 x 125 Slim Line	KL10012555ISLIM
VDE Slotted screwdriver 6.5 x 1.2 x 125 Slim Line	KL10012565ISLIM
VDE Phillips screwdriver PH1 Slim Line	KL110PH1ISLIM
VDE Phillips screwdriver PH2 Slim Line	KL110PH2ISLIM
VDE Pozidriv screwdriver PZ1 Slim Line	KL120PZ1ISLIM
VDE Pozidriv screwdriver PZ2 Slim Line	KL120PZ2ISLIM
VDE Plus/Minus screwdriver Z1 x 100 Slim Line	KL130PM1ISLIM
VDE Plus/Minus screwdriver Z2 x 100 Slim Line	KL130PM2ISLIM
VDE Slotted screwdriver TX 15 x 100 Slim Line	KL150TX15ISLIM
VDE Slotted screwdriver TX 20 x 125 Slim Line	KL150TX20ISLIM
VDE Slotted screwdriver TX 25 x 125 Slim Line	KL150TX25ISLIM

VDE Pliers set, 3-pce.




Item	Part No.	
VDE Plier set, 3-pieces	KL303IS	
Scope of supply	Part No.	Page
VDE Power combination pliers, 180 mm	KL020180IS	504
VDE Side cutter 160 mm	KL040160IS	505
VDE long-nose pliers, straight, 205 mm	KL050205IS	506

VDE Pliers set, 4-pce.



Item	Part No.	
VDE Plier set, 4-pieces	KL304IS	
Scope of supply	Part No.	Page
VDE Power combination pliers, 180 mm	KL020180IS	504
VDE Electric power side cutter, 200 mm	KL044200IS	505
VDE long-nose pliers, straight, 205 mm	KL050205IS	506
VDE Wire stripper, 160 mm	KL060160IS	507

VDE Pliers/screwdriver set, 4-pce.



Item	Part No.	
Pliers/screwdriver set, 4-pce.	KL305IS	
Scope of supply	Part No.	Page
VDE Cable cutter 160 mm	KL010160IS	504
VDE Wire stripper, 160 mm	KL060160IS	507
VDE Slotted screwdriver, 3.5 x 0.6 mm	KL10010035IS	508
VDE Plus/Minus screwdriver, Z1	KL130PM1IS	508

VDE Pliers/screwdriver set, 6-pce.



Item	Part No.	
Pliers/screwdriver set, 6-pce.	KL306IS	
Scope of supply	Part No.	Page
VDE long-nose pliers, straight, 205 mm	KL050205IS	506
VDE Side cutter 160 mm	KL040160IS	505
VDE Phillips screwdriver, PH1	KL110PH1IS	508
VDE Phillips screwdriver, PH2	KL110PH2IS	508
VDE Slotted screwdriver, 2.5 x 0.4 mm	KL1007525IS	508
VDE Slotted screwdriver, 4.0 x 0.8 mm	KL10010040IS	508



VDE Screwdriver set, 3-pce.




Item	Part No.	
VDE Screwdriver set, 3-pieces	KL391IS	
Scope of supply	Part No.	Page
VDE Phillips screwdriver, PH1	KL110PH1IS	508
VDE Phillips screwdriver, PH2	KL110PH2IS	508
VDE Slotted screwdriver, 3.5 x 0.6 mm	KL10010035IS	508

VDE Screwdriver set, 3-pce.




Item	Part No.	
VDE Screwdriver set, 3-pieces	KL392IS	
Scope of supply	Part No.	Page
VDE Pozidriv screwdriver, PZ1	KL120PZ1IS	508
VDE Pozidriv screwdriver, PZ2	KL120PZ2IS	508
VDE Slotted screwdriver, 4.0 x 0.8 mm	KL10010040IS	508

VDE Screwdriver set, 3-pce.



Item	Part No.	
VDE Screwdriver set, 3-pieces	KL393IS	
Scope of supply	Part No.	Page
VDE Plus/Minus screwdriver, Z1	KL130PM1IS	508
VDE Plus/Minus screwdriver, Z2	KL130PM2IS	508
Phase tester with heavy duty handle, one-pin, VDE 0680 150 V - 250 V	KL19073IS	509

VDE Screwdriver set, 6-pce.



Item	Part No.	
VDE Screwdriver set, 6-pce.	KL390IS	
Scope of supply	Part No.	Page
VDE Phillips screwdriver, PH1	KL110PH1IS	508
VDE Phillips screwdriver, PH2	KL110PH2IS	508
VDE Slotted screwdriver, 2.5 x 0.4 mm	KL1007525IS	508
VDE Slotted screwdriver, 4.0 x 0.8 mm	KL10010040IS	508
VDE Slotted screwdriver, 5.5 x 1.0 mm	KL10012555IS	508
Phase tester with heavy duty handle, one-pin, VDE 0680 150 V - 250 V	KL19073IS	509



VDE Screwdriver set Slim Line, 5-pce.



Characteristics

- Reduced blade for optimum fit
- Ergonomically-shaped handle with optimum force transmission
- Anti-roll-guard

Item	Part No.	
VDE Screwdriver set Slim Line, 5-pce.	KL390ISLIM	
Scope of supply	Part No.	Page
VDE Slotted screwdriver 3.5 x 0.6 x 100 Slim Line	KL10010035ISLIM	509
VDE Slotted screwdriver 5.5 x 1.0 x 125 Slim Line	KL10012555ISLIM	509
VDE Pozidriv screwdriver PZ1 Slim Line	KL120PZ1ISLIM	509
VDE Pozidriv screwdriver PZ2 Slim Line	KL120PZ2ISLIM	509
Phase tester with heavy duty handle, one-pin, VDE 0680 150 V - 250 V	KL19073IS	509

VDE Screwdriver set Slim Line, 6-pce., case



Characteristics

- Reduced blade for optimum fit
- Ergonomically-shaped handle with optimum force transmission
- Anti-roll-guard

Item	Part No.	
VDE Screwdriver set Slim Line, 6-pce., case	KL391ISLIM	
Scope of supply	Part No.	Page
VDE Slotted screwdriver 3.5 x 0.6 x 100 Slim Line	KL10010035ISLIM	509
VDE Slotted screwdriver 4.0 x 0.8 x 100 Slim Line	KL10010040ISLIM	509
VDE Slotted screwdriver 5.5 x 1.0 x 125 Slim Line	KL10012555ISLIM	509
VDE Phillips screwdriver PH2 Slim Line	KL110PH2ISLIM	509
VDE Pozidriv screwdriver PZ1 Slim Line	KL120PZ1ISLIM	509
VDE Pozidriv screwdriver PZ2 Slim Line	KL120PZ2ISLIM	509



Klauke E-smart box 13-pce.



Characteristics

- 10 IEC exchangeable blades for all applications incl. contactless voltage tester
- Secure grip of blades in the handle by automatic locking
- Snap-on rotating cap and soft coating zone for use as a precision tool
- Safety tool acc. to EN/IEC 60900
- Blades can be re-ordered individually

Item	Part No.	
Klauke E-smart box 12-pce.	KL301IS	
Scope of supply	Part No.	Page
Blade 2.5 x 0.4 mm	KLE300IS1	
Blade 3.5 x 0.6 mm	KLE300IS3	
Blade 4.0 x 0.8 mm	KLE300IS4	
Blade 5.5 x 1.0 mm	KLE300IS5	
Blade PH 1	KLE300IS6	
Blade PH 2	KLE300IS7	
Blade PZ 2	KLE300IS8	
Blade TX 20	KLE300IS11	
Blade Plus/Minus Z1	KLE300IS13	
Blade Plus/Minus Z 2	KLE300IS14	
Rotating cap	KLE300IS15	
E-smart handle 93 x 32 mm	KLE300IS12	
GT-12A Contactless voltage tester 50 - 1.000 V	52063422	574

VDE replaceable blade in blister pack



Characteristics

- Blades from special chrome/molybdenum/vanadium alloy
- Standard 1/4" mounting for greatest-possible flexibility
- 100% safe due to VDE single part testing

Item	Part No.	
Tool bag, equipped with 9 VDE replaceable blades	KL390TB9	
VDE Slotted blade, 3.5 x 0.6 mm in blister pack	KL400S35170ISSB	
VDE Slotted blade, 4.0 x 0.8 mm in blister pack	KL400S40170ISSB	
VDE Slotted blade, 5.5 x 1.0 mm in blister pack	KL400S55170ISSB	
VDE Philips blade, PH1 in blister pack	KL400PH1170ISSB	
VDE Philips blade, PH2 in blister pack	KL400PH2170ISSB	
VDE Pozidriv blade, PZ1 in blister pack	KL400PZ1170ISSB	
VDE Pozidriv blade, PZ2 in blister pack	KL400PZ2170ISSB	
VDE Plus/Minus blade, PM1 in blister pack	KL400PM1170ISSB	
VDE Plus/Minus blade, PM2 in blister pack	KL400PM2170ISSB	
Accessories	Part No.	Page
Tool bag, empty	KL390TL	
Nm handle 0.6 - 1.5 Nm	KLE3871513	
Nm handle 1.5 - 3.0 Nm	KLE3883013	
Nm handle 3.0 - 5.4 Nm	KLE3895413	



NH safety handle with guard



Characteristics

- Designation: 1000 V
- Acc. to DIN VDE 0680/4
- Made from impregnated leather
- With non-slip and cuff protection

Suitable for

- For NH fuses sizes 00-3

Item	Weight g	Part No.
NH safety handle with guard	470	KL600

Electricians safety helmet



Characteristics

- Designation: 1000 V
- To DIN EN 397
- 440 V AC
- Sizes adjustable

Item	Weight g	Part No.
Electricians safety helmet	370	KL602GELB

Electricians safety visor



Characteristics

- Designation: 1000 V
- To VDE
- Suitable for helmet KL602GELB

Item	Weight g	Part No.
Electricians safety visor	195	KL603

Insulated stand mat



Characteristics

- Tested acc. to DIN 0303, part 21
- Safety mat for safe working with live parts in high voltage areas up to 1.000 Volt
- Penetration-proof to 14.4 kV/mm (>50 kV/4 mm)
- Slip proof, thereby increased sure-footedness

Item	Dimension mm	Weight g	Part No.
Insulating floor mat	1000 x 1000 x 4	5300	KL620S1000



Rubber insulating blanket



Characteristics

- Tested acc. to DIN VDE 0680, part 1
- Test voltage: 5 kV/1 min.
- Insulating cover
- Penetration resistant
- Upper and lower side flat

Item	Dimension mm	Weight g	Part No.
Rubber cover/blanket, small	500 x 500 x 1.6	440	KL625A500
Rubber cover/blanket, large	1000 x 1000 x 1.6	1900	KL625A1000

Plastic clamp



Characteristics

- For securing rubber towels

Item	Dimension mm	Weight g	Part No.
Plastic clamp for rubber cover/blanket	150	70	KL628

Protective gloves



Characteristics

- To DIN EN 60903

Suitable for

- For working in voltage ranges up to 1000 Volt

Item	Dimension mm	Weight g	Part No.
Protective gloves, size 9	Size 09	250	KL60509
Protective gloves, size 10	Size 10	250	KL60510
Protective gloves, size 11	Size 11	250	KL60511

Cotton gloves




Characteristics

- Inner gloves from cotton
- For use with protective gloves, Part No. KL60509 / KL60510

Item	Weight g	Part No.
Cotton gloves	50	KL605U



Cable knife, straight




Characteristics

- With straight blade and safety cap
- Blade length: 50 mm

Item	Dimension mm	Weight g	Part No.
Cable knife, straight	200	105	KL640GK

Cable knife with hooked blade



Characteristics

- With hooked blade and safety cap
- Blade length: 40 mm
- Special blade tip to protect insulation of conductor

Item	Dimension mm	Weight g	Part No.
Cable knife with hooked blade	190	100	KL642HK

Cable knife with blade protection, 1000 V



Item	Part No.
Cable knife with blade protection, 1000 V	KL645GSK

Tweezers



Characteristics

- Straight and pointed tips
- With 2-layer safety insulation
- Non-slip protection

Item	Dimension mm	Weight g	Part No.
Tweezers	130	30	KL690130

Cleaning brush



Characteristics

- Brush width 45 mm
- All-plastic version

Item	Weight g	Part No.
Cleaning brush	75	KL698

VDE Expansion wedge



Item	Part No.
Guide wedge	K610



Fully insulated tool set, 1/2", 20-piece



Characteristics

- Fully insulated acc. to EN 60900
- 2-colour dipped insulation - outside orange / inside yellow
- Vanadium special steel acc. to DIN 7448

Suitable for

- For working in voltage ranges up to 1.000 Volt

Item	Part No.	
Fully insulated tool set, 1/2", 20-piece	KL1300IS12B20	
Scope of supply	Part No.	Page
Case KL1300L	KL1300L	
Ratchet 1/2" drive	KL1000IS12	518
T-wrench 1/2" drive	KL1299IS12	518
Extension 1/2" drive x 250 mm long	KL1290IS12250	519
Extension 1/2" drive x 125 mm long	KL1290IS12125	519
Socket 1/2" drive, AF 10 mm	KL1240IS1210	519
Socket 1/2" drive, AF 11 mm	KL1240IS1211	519
Socket 1/2" drive, AF 12 mm	KL1240IS1212	519
Socket 1/2" drive, AF 13 mm	KL1240IS1213	519
Socket 1/2" drive, AF 14 mm	KL1240IS1214	519
Socket 1/2" drive, AF 17 mm	KL1240IS1217	519
Socket 1/2" drive, AF 19 mm	KL1240IS1219	519
Socket 1/2" drive, AF 22 mm	KL1240IS1222	519
Socket 1/2" drive, AF 24 mm	KL1240IS1224	519
Socket 1/2" drive for slotted screws, 5.5 mm	KL1200IS1255	520
Socket 1/2" drive for Phillips screws, PH2	KL1210IS12PH2	521
Socket 1/2" drive for Plus/Minus PM2	KL1230IS12PM2	520
Cable knife, straight	KL640GK	516
VDE Side cutter 180 mm	KL040180IS	505
VDE Slotted screwdriver, 3.5 x 0.6 mm	KL10010035IS	508
VDE Slotted screwdriver, 5.5 x 1.0 mm	KL10012555IS	508

Fully insulated open-ended spanner



Characteristics

- Fully insulated acc. to EN 60900
- 2-colour dipped insulation - outside orange / inside yellow
- DIN 7448 from vanadium special steel

Suitable for

- Hexagonal head screws

Item	Part No.
Fully insulated open-ended spanner 6 AF	KL1100IS6
Fully insulated open-ended spanner 7 AF	KL1100IS7
Fully insulated open-ended spanner 8 AF	KL1100IS8
Fully insulated open-ended spanner 10 AF	KL1100IS10
Fully insulated open-ended spanner 11 AF	KL1100IS11
Fully insulated open-ended spanner 12 AF	KL1100IS12
Fully insulated open-ended spanner 13 AF	KL1100IS13
Fully insulated open-ended spanner 17 AF	KL1100IS17
Fully insulated open-ended spanner 19 AF	KL1100IS19
Fully insulated open-ended spanner 22 AF	KL1100IS22

Torque wrench - Compact - 3/8" and 1/2" drive



Characteristics

- Fully insulated acc. to EN 60900
- 2-colour dipped insulation - outside orange / inside yellow
- With automatic release
- Positive locking system on the square end with pull-off force to 50 Nm
- Set the response value using the rotary grip
- Quickly read-off the values on the scale
- +/- 4% response accuracy
- Versatile use thanks to small dimensions

Item	Part No.
Torque wrench compact, 3/8", drive 5 - 25 Nm	KL1000IS38NM25
Torque wrench compact, 1/2", drive 5 - 25 Nm	KL1000IS12NM25

Torque wrench - 3/8" and 1/2" drive



Characteristics

- Fully insulated acc. to EN 60900
- 2-colour dipped insulation - outside orange / inside yellow
- With automatic release
- Positive locking system on the square end with pull-off force to 50 Nm
- Set the response value using the rotary grip
- Quickly read-off the values on the scale
- +/- 4% response accuracy

Item	Part No.
Torque wrench, 3/8", 2-27 Nm	KL1000IS38NM27
Torque wrench, 3/8", 5-50 Nm	KL1000IS38NM50
Torque wrench, 1/2", 2-27 Nm	KL1000IS12NM27
Torque wrench, 1/2", 5-50 Nm	KL1000IS12NM50

Ratchet - 3/8" and 1/2" drive




Characteristics

- Fully insulated acc. to EN 60900
- 2-colour dipped insulation - outside orange / inside yellow
- Chrome vanadium steel
- One-hand operation

Item	Part No.
Ratchet 3/8" drive	KL1000IS38
Ratchet 1/2" drive	KL1000IS12

T-wrench 3/8" and 1/2" drive



Characteristics

- Fully insulated acc. to EN 60900
- 2-colour dipped insulation - outside orange / inside yellow
- Chrome vanadium steel

Item	Part No.
T-wrench 3/8" drive	KL1299IS38
T-wrench 1/2" drive	KL1299IS12



Extension 3/8" and 1/2" drive



Characteristics

- Fully insulated acc. to EN 60900
- 2-colour dipped insulation - outside orange / inside yellow
- Chrome vanadium steel

Item	Dimension mm	Part No.
Extension 3/8" drive, 125 mm	125	KL1290IS38125
Extension 3/8" drive x 250 mm long	250	KL1290IS38250
Extension 1/2" drive x 125 mm long	125	KL1290IS12125
Extension 1/2" drive x 250 mm long	250	KL1290IS12250

Hexagonal sockets 3/8" and 1/2" drive



Characteristics

- Fully insulated acc. to EN 60900
- 2-colour dipped insulation - outside orange / inside yellow
- DIN 7448 from vanadium special steel

Suitable for

- For hex. head screws

Item	Part No.
Socket 3/8" drive, AF 10 mm	KL1240IS3810
Socket 3/8" drive, AF 11 mm	KL1240IS3811
Socket 3/8" drive, AF 12 mm	KL1240IS3812
Socket 3/8" drive, AF 13 mm	KL1240IS3813
Socket 3/8" drive, AF 14 mm	KL1240IS3814
Socket 3/8" drive, AF 17 mm	KL1240IS3817
Socket 3/8" drive, AF 19 mm	KL1240IS3819
Socket 1/2" drive, AF 10 mm	KL1240IS1210
Socket 1/2" drive, AF 11 mm	KL1240IS1211
Socket 1/2" drive, AF 12 mm	KL1240IS1212
Socket 1/2" drive, AF 13 mm	KL1240IS1213
Socket 1/2" drive, AF 14 mm	KL1240IS1214
Socket 1/2" drive, AF 16 mm	KL1240IS1216
Socket 1/2" drive, AF 17 mm	KL1240IS1217
Socket 1/2" drive, AF 19 mm	KL1240IS1219
Socket 1/2" drive, AF 22 mm	KL1240IS1222
Socket 1/2" drive, AF 24 mm	KL1240IS1224
Socket 1/2" drive, AF 27 mm	KL1240IS1227



Allen key sockets 3/8" and 1/2" drive



Characteristics

- Fully insulated acc. to EN 60900
- 2-colour dipped insulation - outside orange / inside yellow
- DIN 7448 from vanadium special steel

Suitable for

- Hexagon socket

Item	Part No.
Socket 3/8" drive for Allen key, AF 4 mm	KL1260IS38I4
Socket 3/8" drive for Allen key, AF 5 mm	KL1260IS38I5
Socket 3/8" drive for Allen key, AF 6 mm	KL1260IS38I6
Socket 3/8" drive for Allen key, AF 8 mm	KL1260IS38I8
Socket 1/2" drive for Allen key, AF 4 mm	KL1260IS12I4
Socket 1/2" drive for Allen key, AF 5 mm	KL1260IS12I5
Socket 1/2" drive for Allen key, AF 6 mm	KL1260IS12I6
Socket 1/2" drive for Allen key AF 8 mm	KL1260IS12I8

Screwdriver sockets 3/8" and 1/2" drive for Plus/Minus screws



Characteristics

- Fully insulated acc. to EN 60900
- 2-colour dipped insulation - outside orange / inside yellow
- DIN 7448 from vanadium special steel

Suitable for

- Plus/Minus screws

Item	Part No.
Socket 3/8" drive for Plus/Minus PM1	KL1230IS38PM1
Socket 3/8" drive for Plus/Minus PM2	KL1230IS38PM2
Socket 3/8" drive for Plus/Minus PM3	KL1230IS38PM3
Socket 1/2" drive for Plus/Minus PM1	KL1230IS12PM1
Socket 1/2" drive for Plus/Minus PM2	KL1230IS12PM2
Socket 1/2" drive for Plus/Minus PM3	KL1230IS12PM3

Screwdriver sockets - 3/8" and 1/2" for slotted screws



Characteristics

- Fully insulated acc. to EN 60900
- 2-colour dipped insulation - outside orange / inside yellow
- DIN 7448 from vanadium special steel

Suitable for

- Slotted screws 5.5

Item	Part No.
Socket 3/8" drive for slotted screws, 5.5 mm	KL1200IS38S5
Socket 1/2" drive for slotted screws, 5.5 mm	KL1200IS12S5



Screwdriver sockets - 3/8" and 1/2" for Philips PH 2 screws



Characteristics

- Fully insulated acc. to EN 60900
- 2-colour dipped insulation - outside orange / inside yellow
- DIN 7448 from vanadium special steel

Suitable for

- Philips PH2 screws



Item	Part No.
Socket 3/8" drive for Phillips screws, PH2	KL1210IS38PH2
Socket 1/2" drive for Phillips screws, PH2	KL1210IS12PH2

VDE Tool case, 27-piece



Characteristics

- Hard shell, red
- Equipped with 27 mainly VDE-tested tools to DIN EN 60900

Item	Dimension mm	Weight g	Part No.
VDE Tool case, 27-pce.	515 x 420 x 230	9800	KL880B26IS
Scope of supply			Part No. Page
VDE Power combination pliers, 180 mm			KL020180IS 504
VDE Water pump pliers, jaw width 50 mm			KL070250IS 507
VDE Side cutter 160 mm			KL040160IS 505
VDE long-nose pliers, straight, 205 mm			KL050205IS 506
VDE Wire stripper, 160 mm			KL060160IS 507
VDE Cable cutter 160 mm			KL010160IS 504
VDE Slotted screwdriver, 2.5 x 0.4 mm			KL1007525IS 508
VDE Slotted screwdriver, 3.5 x 0.6 mm			KL10010035IS 508
VDE Slotted screwdriver, 4.0 x 0.8 mm			KL10010040IS 508
VDE Slotted screwdriver, 5.5 x 1.0 mm			KL10012555IS 508
VDE Phillips screwdriver, PH1			KL110PH1IS 508
VDE Phillips screwdriver, PH2			KL110PH2IS 508
VDE Pozidriv screwdriver, PZ1			KL120PZ1IS 508
VDE Pozidriv screwdriver, PZ2			KL120PZ2IS 508
VDE Plus/Minus screwdriver, Z1			KL130PM1IS 508
VDE Plus/Minus screwdriver, Z2			KL130PM2IS 508
Phase tester with heavy duty handle, one-pin, VDE 0680 150 V - 250 V			KL19073IS 509
Cable knife, straight			KL640GK 516
Rubber cover/blanket, large			KL625A1000 515
Plastic clamp for rubber cover/blanket			KL628 515
Protective gloves, size 10			KL60510 515
Cotton gloves			KL605U 515
Tweezers			KL690130 516
Cleaning brush			KL698 516
Control cabinet spirit level, 200 mm			KL420200 531
Automatic VDE wire stripper 0.2 - 6 mm ²			KL760180IS 507
Tool case red, empty			KL880L 522
VDE Electric power side cutter, 200 mm			KL044200IS 505

Tool case red, empty



Characteristics

- Hard shell, red

Item	Dimension mm	Weight g	Part No.
Tool case red, empty	515 x 420 x 230	4400	KL880L

STANDARD – KLAUKE BASIC TOOLS, SETS AND ACCESSORIES

With Klauke sets, you always have your basic equipment to hand. Whether you are an electronics technician or precision engineer - the Klauke range includes all standard versions through to pliers for water pumps and fittings. Rely on Klauke quality from the outset - even just for quick, occasional use.



► Socket wrench set KL 361

We have compiled the standard set of socket wrenches for you and made everything shockproof by storing in a high-quality plastic case. In total, the set comprises 29 pieces in 1/4" sizes.

- 29 piece: 16-piece bit set, bit holder, adapter, 7-piece socket set, professional ratchet, various extensions, T-Smart grip

► The apprentice's case: KL 855 B22

The impact-resistant case made from ABS material contains everything an apprentice electrician needs, from standard tools such as cable knives and phase testers through to VDE safety tools.

Head into your apprenticeship well-prepared!

► The technician's basic equipment: KL 905 B15

The practical notebook bag holds everything you need on-site. The 15-piece set is securely stowed in the fold-out compartments.

- Technician's notebook bag made from highly durable nylon
- Tools are quickly located thanks to fold-out front pocket

- Reliably transported due to splash-proof base
- Twin fixed carrying handle
- Basic set of VDE screwdrivers
- Standard tools such as phase tester and cable knife



Water pump pliers, jaw width 50 mm



Characteristics

- Jaw width 50 mm
- Safe working due to clamp protection and safety joint
- Ratchet adjustment
- Optimum hold due to toothed grip area
- Plastic coated handles
- 2-component handle

Part No.	KL070250G
Item	Water pump pliers, jaw width 50 mm
Dimension mm	250
Weight g	355

Water pump pliers



Characteristics

- Jaw width up to 65 mm
- Safe working due to clamp protection and safety joint
- Push button adjustment for setting quickly and accurately
- Inverted box joint with wide guide surfaces
- Optimum hold due to toothed grip area
- High retaining force and load-bearing capacity due to inductively-hardened teeth
- Plastic coated handles
- 2-component handle

Part No.	KL072180G	KL072250G	KL072300G
Item	Water pump pliers, jaw width 35 mm	Water pump pliers, jaw width 50 mm	Water pump pliers, jaw width 65 mm
Dimension mm	180	250	300
Weight g	190	300	530

Fitting pliers, jaw width 53 mm




Characteristics

- Parallel and moveable jaws for maximum force
- Large jaw opening adjustable from 0 - 53 mm
- Safe working due to clamp protection and safety joint
- Push button adjustment for setting quickly and accurately
- Box joint
- Plastic coated handles

Part No.	KL078250G
Item	Fitting pliers, jaw width 53 mm
Dimension mm	250
Weight g	375



ESD Electronic side cutter



Characteristics


- Precision pliers for high precision work
- Double leaf spring with low friction
- High cutting force thanks to additional induction hardening
- Anti-static ergonomic non slip grips
- Surface resistance amounts to 1 to 100 MΩ

Suitable for

- For soft wires to 1.2 mm

Item	Dimension mm	Weight g	Part No.
Electronic side cutter, with facet	115	62	KL040115EL
Electronic side cutter, without facet/surface flush cut	115	60	KL040115ELW

ESD Electronic long-nose pliers



Characteristics

- Smooth inside jaws, edges rounded
- Anti-static ergonomic non slip grips
- Surface resistance amounts to 1 to 100 MΩ
- Optimised for gripping fine strands of wires

Item	Dimension mm	Weight g	Part No.
Electronic long-nose pliers	115	64	KL050115EL

Electronic side cutter



Characteristics


- Cutter angled at 21°
- Backlash-free operation
- With opening spring
- 2-component handle

Suitable for

- For soft wires to 1.3 mm dia.

Item	Dimension mm	Weight g	Part No.
Electronic side cutter, without wire trapping spring	128	64	KL040128EL
Electronic side cutter, with wire trapping spring	128	66	KL040128ELH

Screwdriver with interchangeable bits




Characteristics

- Compact, versatile, ergonomic

Item	Dimension mm	Weight g	Part No.
Screwdriver with interchangeable bits, 8-pce.	128	64	KL180B8
Scope of supply			
Slotted screwdriver bit, 1.0 x 5.5 mm			
Philips screwdriver bit, PH 1 & PH 2			
Pozidriv screwdriver bit, PZ 1 & PZ 2			
TORX [®] screwdriver bit, Torx 15, 20, 25			
Magnetic bit holder			

Electronic assortment, 7-pce.



Characteristics

- 2-component handle
- Blade replacement by replacement blade holder

Item	Weight g	Part No.
Electronic assortment, 7-pce.	161	KL350
Scope of supply	Part No.	Page
Blade 1.5 x 0.25 - 3.0 x 0.5 mm	KLE3501	
Blade 2.0 x 0.4 - 3.5 x 0.6 mm	KLE3502	
Blade 2.5 x 0.4 - 4.0 x 0.8 mm	KLE3503	
Blade PH 000 - PH 00	KLE3504	
Blade PH 0 - PH 1	KLE3505	
Blade PH 0 - PZ 1	KLE3506	
Tool holder 95 x 14 mm	KLE3507	

Slotted screwdriver bit 1/4", 73 mm



Characteristics

- Shank 1/4" (6.3), DIN 3126

Item	Dimension mm	Weight g	Number parts	Part No.
Slotted screwdriver bit 1/4", 73 mm	73 x 0.6 x 3.5	16	2	KL2007335
Slotted screwdriver bit 1/4", 73 mm	73 x 0.8 x 4.0	18	2	KL2007340
Slotted screwdriver bit 1/4", 73 mm	73 x 1.0 x 5.5	26	2	KL2007355
Slotted screwdriver bit 1/4", 73 mm	73 x 1.2 x 6.5	34	2	KL2007365

Phillips screwdriver bit 1/4", 73 mm



Characteristics

- Shank 1/4" (6.3), DIN 3126

Item	Dimension mm	Weight g	Number parts	Part No.
Phillips screwdriver bit 1/4", 73 mm PH1	73 x PH 1	22	2	KL21073PH1
Phillips screwdriver bit 1/4", 73 mm PH2	73 x PH 2	30	2	KL21073PH2

Pozidriv screwdriver bit 1/4", 73 mm



Characteristics

- Shank 1/4" (6.3), DIN 3126

Item	Dimension mm	Weight g	Number parts	Part No.
Pozidriv screwdriver bit 1/4", 73 mm PZ1	73 x PZ 1	22	2	KL22073PZ1
Pozidriv screwdriver bit 1/4", 73 mm PZ2	73 x PZ 2	30	2	KL22073PZ2



Plus/Minus screwdriver bit, 1/4", 73 mm

Characteristics

- Shank 1/4" (6.3), DIN 3126



Item	Dimension mm	Weight g	Number parts	Part No.
Plus/Minus screwdriver bit, 1/4", 73 mm	73 x Z 1	20	2	KL23073PM1
Plus/Minus screwdriver bit, 1/4", 73 mm	73 x Z 2	30	2	KL23073PM2

TORX[®] screwdriver bit, 1/4", 73 mm

Characteristics

- Shank 1/4" (6.3), DIN 3126



Item	Dimension mm	Weight g	Number parts	Part No.
TORX [®] screwdriver bit, 1/4", 73 mm TX10	73 x TX 10	22	2	KL25073TX10
TORX [®] screwdriver bit, 1/4", 73 mm TX15	73 x TX 15	22	2	KL25073TX15
TORX [®] screwdriver bit, 1/4", 73 mm TX20	73 x TX 20	25	2	KL25073TX20
TORX [®] screwdriver bit, 1/4", 73 mm TX25	73 x TX 25	25	2	KL25073TX25
TORX [®] screwdriver bit, 1/4", 73 mm TX27	73 x TX 27	25	2	KL25073TX27
TORX [®] Screwdriver bit, 1/4", 73 mm TX30	73 x TX 30	30	2	KL25073TX30
TORX [®] Screwdriver bit, 1/4", 73 mm TX40	73 x TX 40	40	2	KL25073TX40

Magnetic holder for screwdriver bits, 1/4", 58 mm

Characteristics

- Shank 1/4" (6.3), DIN 3126
- Strong magnet



Item	Dimension mm	Weight g	Part No.
Magnetic holder for screwdriver bits, 1/4", 58 mm	58	32	KL290

Bit holder with quick-change chuck E6.3 1/4"

Characteristics

- Shank 1/4" (6.3), DIN 3126
- With quick-change chuck



Item	Dimension mm	Weight g	Part No.
Bit holder with quick-change chuck E6.3 1/4"	52	30	KL291

Adapter, 1/4", 50 mm



► Shank E 6.3 and 1/4" socket wrench

Characteristics

- Shank 1/4" (6.3)

Suitable for

- Drive for 1/4" socket wrenches

Item	Dimension mm	Weight g	Part No.
Adapter, 1/4", 50 mm	50	15	KL295

Adapter, 3/8", 50 mm



Characteristics

- Shank 3/8" (10), DIN 3126

Item	Dimension mm	Weight g	Part No.
Adapter, 3/8", 50 mm	50	22	KL296

Pliers set, 3-piece



Item	Weight g	Part No.
Pliers set, 3-piece	1000	KL315
Scope of supply		Part No.
Fitting pliers, jaw width 53 mm		KL078250G
Water pump pliers, jaw width 35 mm		KL072180G
Water pump pliers, jaw width 50 mm		KL072250G

Socket head bit set 1/4", 29-pce.



Item	Weight g	Number parts	Part No.
Socket head bit set 1/4", 29-pce.	1130	29	KL361
Scope of supply		Part No.	Page
16-pce. Bit set C6.3 1/4"		KLE3601	
Bit holder with quick-change chuck E6.3 1/4"		KL291	527
7-pce. Socket set AF5 - AF13 1/4"		KLE3602	
Adapter C6.3 (25 mm) 1/4"		KLE3603	
Extension E6.3 (150 mm) 1/4"		KLE3604	
Extension (75 mm) 1/4"		KLE3605	
Professional ratchet 1/4"			
T-Smart handle 105 x 39 mm 1/4"		KLE3607	



Allen key set, 7-pce.



Characteristics

- In practical holder

Item	Dimension mm	Weight g	Number parts	Part No.
Allen key set, 7-pce.	SW 2 - 8	171	7	KL370

Ball-point allen key set, 9-pce.



Characteristics

- In practical plastic holder

Item	Dimension mm	Weight g	Number parts	Part No.
Ball-point allen key set, 9-pce.	SW 1.5 - 10	273	9	KL375

Torque-wrench set, 0.6 - 1.5 Nm



Characteristics

- Easy torque adjustment using an Allen key
- Precise release when reaching the set torque

Item	Weight g	Number parts	Part No.
Torque-wrench set, 0.6 - 1.5 Nm	1048	14	KL38715
Scope of supply			Part No. Page
Nm-slotted blade 3.0 x 0.5 x 170 mm			KLE387158
Nm-slotted blade 3.5 x 0.6 x 170 mm			KLE387159
Nm-Phillips blade PH 0 x 170 mm			KLE3871510
Nm blade PZ 0 x 170 mm			KLE3871511
Nm-TORX [®] blade TX 6 x 170 mm			KLE387151
Nm-TORX [®] blade TX 7 x 170 mm			KLE387152
Nm-TORX [®] blade TX 8 x 170 mm			KLE387153
Nm-TORX [®] blade TX IP 7 x 170 mm			KLE387155
Nm-TORX [®] blade TX IP 8 x 170 mm			KLE387156
Nm-TORX [®] blade TX IP 9 x 170 mm			KLE387157
Nm blade Z1 x 170 mm			KLE3883014
Nm blade magnetic 170 mm			KLE3871512
Nm handle 0.6 - 1.5 Nm			KLE3871513
Adjusting spanner			KLE3871514

Torque-wrench set, 1.5 - 3.0 Nm



Characteristics

- Easy torque adjustment using an Allen key
- Precise release when reaching the set torque

Item	Weight g	Number parts	Part No.
Torque-wrench set, 1.5 - 3.0 Nm, 14 pieces	1066	14	KL38830
Scope of supply			Part No. Page
Nm-slotted blade 4.0 x 0.8 x 170 mm			KLE388301
Nm-Phillips blade PH 1 x 170 mm			KLE388302
Nm-Phillips blade PH 2 x 170 mm			KLE388303
Nm blade PZ 1 x 170 mm			KLE388304
Nm blade PZ 2 x 170 mm			KLE388305
Nm-TORX® blade TX 10 x 170 mm			KLE388307
Nm-TORX® blade TX 15 x 170 mm			KLE388308
Nm-TORX® blade TX IP 10 x 170 mm			KLE3883010
Nm-TORX® blade TX IP 15 x 170 mm			KLE3883011
Nm blade Z1 x 170 mm			KLE3883014
Nm blade Z2 x 170 mm			KLE3883015
Nm blade magnetic 170 mm			KLE3883012
Nm handle 1.5 - 3.0 Nm			KLE3883013
Adjusting spanner			KLE3871514

Torque-wrench set, 3.0 - 5.4 Nm



Characteristics

- Easy torque adjustment using an Allen key
- Precise release when reaching the set torque

Item	Weight g	Number parts	Part No.
Torque-wrench set, 3.0 - 5.4 Nm	1066	14	KL38954
Scope of supply			Part No. Page
Nm-slotted blade 4.0 x 0.8 x 170 mm			KLE388301
Nm-Phillips blade PH 2 x 170 mm			KLE388303
Nm-Phillips blade PH 1 x 170 mm			KLE388302
Nm blade PZ 1 x 170 mm			KLE388304
Nm blade PZ 2 x 170 mm			KLE388305
Nm-TORX® blade TX 15 x 170 mm			KLE388308
Nm-TORX® blade TX IP 10 x 170 mm			KLE3883010
Nm-TORX® blade TX IP 15 x 170 mm			KLE3883011
Nm blade Z2 x 170 mm			KLE3883015
Nm blade magnetic 170 mm			KLE3883012
Nm handle 3.0 - 5.4 Nm			KLE3895413
Adjusting spanner			KLE3871514



Bit set, 6-piece, 1/4", 73 mm



Characteristics

- Shank 1/4" (6.3), DIN 3126
- KL330: 3.0 x 0.5 mm / 3.5 x 0.6 mm / 4.0 x 0.8 mm / 5.5 x 1.0 mm / PH 1 / PH 2
- KL331: PH 1 / PH 2 / PH 3 / PZ1 / PZ2 / PZ3
- KL335: TX10 / TX15 / TX20 / TX25 / TX30 / TX40

Item	Blade length mm	Weight g	Number parts	Part No.
Bit assortment, 1/4", 73 mm	73	120	6	KL330
Bit assortment, 1/4", 73 mm	73	120	6	KL331
TORX [®] bit assortment, 1/4", 73 mm	73	120	6	KL335

Bit box Swift, 7-piece, 1/4", 25 mm



Characteristics

- Shank 1/4" (6.3), DIN 3126
- In practical holder
- Incl. magnetic holder
- KL340: 1.0 x 5.5 mm / 1.2 x 6.5 mm / PZ 1 / PZ 2 / PH 1 / PH 2
- KL345: TX10 / TX15 / TX20 / TX25 / TX30 / TX40

Item	Blade length mm	Weight g	Number parts	Part No.
Bit box Swift, 1/4", 25 mm	25	75	7	KL340
TORX [®] bit box swift, 1/4", 25 mm	25	75	7	KL345

Combination spanner set, 12-pce.



Characteristics

- Material: Chrome vanadium
- Surface: chromed

Item	Dimension mm	Weight g	Part No.
Combination spanner set, 12-pce.	SW 8 - 22	1055	KL365

Control cabinet spirit level, 200 mm



Characteristics

- With horizontal, vertical and 45° spirit level

Item	Dimension mm	Weight g	Part No.
Control cabinet spirit level, 200 mm	200x42x17	65	KL420200



Alu spirit level



Characteristics

- With horizontal and vertical spirit level

Item	Dimension mm	Weight g	Part No.
Alu spirit level, 400 mm	400 x 40 x 15	210	KL425400
Alu spirit level, 600 mm	600 x 40 x 15	305	KL425600

Wooden folding rule, 2 m



Characteristics

- White/yellow
- No. of links 10

Item	Weight g	Part No.
Wooden folding rule, 2 m	126	KL402

Measuring tape, 3 m



Characteristics

- With 3 functions: Length, inside dimension and circles

Item	Weight g	Part No.
Measuring tape, 3 m	124	KL403

Carpenter's pencil



Characteristics

- Oval shape
- Pointed

Item	Weight g	Part No.
Carpenter's pencil	10	KL449

Marking pen



Characteristics

- Multimark permanent marker, black
- Fine tip 0.6 mm

Item	Weight g	Part No.
Marking pen	10	KL440F



Control cabinet key



Characteristics

- With chain, adapter and interchangeable bit 1/4"
- Inner square 5, 6 and 7-8 mm
- Triangular 9 mm
- Double pin keys 3 - 5 mm
- Bit PH2 and slot 1.2 x 0.7 mm
- Radiator valve key closing (5 mm square) in the centre slot

Item	Weight g	Part No.
Control cabinet key	75	KL500

Universal cabinet key, subkey Electro



Characteristics

- 30% lighter and simpler opening mechanism
- Inner square 5, 6 and 7-8 mm
- Triangular 9 mm
- Double pin keys 3 - 5 mm
- Including 1/4" bit mounting and 2 double bits
- Radiator valve key closing (5 mm square) on the pin head
- Bit slot 1.2 x 7 mm, PH2

Item	Dimension mm	Weight g	Part No.
Universal cabinet key, subkey Electro	145	120	KL510

Universal cabinet key, SuBMaVo



Characteristics

- Incl. voltage field sensor to safely determine alternating current at e.g. cable connections, sockets, lamps
- Integrated magnetic field sensor for the contactless determination of magnetic fields or permanent magnets
- Twin rotating mechanism for 4 different control cabinet closures
- Square drive 6 and 7 - 8 mm
- Triangular 9 mm
- Double pin keys 3 - 5 mm
- Bit slot 1.2 x 7 mm, PH2

Item	Weight g	Part No.
Universal cabinet key, SuBMaVo	105	KL520



Engineer's hammer



Characteristics

- Steel-forged head
- Ground finish
- With protective nylon shroud

Item	Dimension mm	Weight g	Part No.
Engineer's hammer, 300 g	370	300	KL580300
Engineer's hammer, 500 g	610	500	KL580500

Sledge hammer



Characteristics

- Steel-forged head
- Ground finish
- With protective nylon shroud

Item	Dimension mm	Weight g	Part No.
Club hammer, 1000 g	1150	1000	KL5821000
Club hammer, 1250 g	1400	1250	KL5821250

Jointing chisel



Characteristics

- Chrome vanadium steel
- Safety head, annealed

Item	Dimension mm	Weight g	Part No.
Jointing chisel	230 x 26 x 7	250	KL584230

Electricians chisel



Characteristics

- Chrome vanadium steel
- Safety head, annealed

Item	Dimension mm	Weight g	Part No.
Electrician's chisel, 200 mm	200	90	KL585200
Electrician's chisel, 250 mm	250	120	KL585250

Safety handle for jointing chisel



Suitable for

- Jointing chisel, part no. KL584230

Item	Weight g	Part No.
Safety handle for jointing chisel	110	KL586



Cable knife



Characteristics

- Hinged, with plastic handle

Item	Dimension mm	Weight g	Part No.
Cable knife	80	115	KL540

Mini saw



Characteristics

- With fixed wooden handle

Item	Dimension mm	Weight g	Part No.
Mini saw	290	95	KL559
Metal saw blades, 12-piece	150	2	KL550ES

Universal saw



Characteristics

- With fibreglass reinforced plastic handle

Item	Dimension mm	Weight g	Part No.
Universal saw	250	170	KL550
Metal saw blades, 12-piece	150	2	KL550ES

Combination scissors



Characteristics

- Serrated cutting edges
- With safety lock
- Cuts e.g. round and flat material from copper, aluminium, plastic, paper, cardboard, leather

Item	Dimension mm	Weight g	Part No.
Combination scissors	190	100	KL545

Universal knife



Characteristics

- With adjustable and replaceable blades

Item	Dimension mm	Weight g	Part No.
Universal knife		305	KL542
Replacement blade for universal knife	60 x 19 x 0.5	8	KL542ES



Cutter knife



Characteristics

- Knife with knock-off blades, all 9 mm

Item	Dimension mm	Weight g	Part No.
Cutter knife	9	45	KL544
Replacement blade for cutter knife	9	5	KL544ES

Safety glasses uvex i-vo in microfibre bag



Characteristics

- Duo component technology with soft components for the sensitive zones (nose, forehead, ears) giving optimum and long-term wearing comfort
- Individual bar length adjustment
- Individual incline setting
- Clear lens for permanent anti-fog inside, extremely scratch-resistant outside
- Sun protection lens extremely scratch-resistant both sides
- Easy and quick replacement of the sunglasses' lens
- 100 % UV protection
- Elegant microfibre pouch, also suitable for cleaning the glasses

Item	Weight g	Part No.
Safety glasses uvex i-vo in microfibre bag	33	KL604
Sun protection lens for safety glasses KL604	23	KL604S



L-BOXX with basic equipment for electricians, 18-piece



Characteristics

- L-BOXX from shock and impact resistant ABS plastic, 100 kg capacity
- Stackable L-BOXXes due to Easy-Click system

Suitable for

- For integration in TÜV-approved in-vehicle equipment systems

Item	Dimension mm	Part No.
L-BOXX with basic equipment for electricians, 18-piece	442 x 357 x 151	LBOXXKLB18
Scope of supply	Part No.	Page
L-BOXX with front handle (W/D/H: 442 x 357 x 151 mm)	LBOXX136LFG	
VDE long-nose pliers, straight, 205 mm	KL050205IS	506
VDE Power combination pliers, 180 mm	KL020180IS	504
VDE Side cutter 160 mm	KL040160IS	505
VDE Cable cutter 160 mm	KL010160IS	504
Automatic VDE wire stripper 0.2 - 6 mm ²	KL760180IS	507
VDE Water pump pliers, jaw width 50 mm	KL070250IS	507
Measuring tape, 3 m	KL403	532
VDE Slotted screwdriver, 4.0 x 0.8 mm	KL10010040IS	508
VDE Slotted screwdriver, 5.5 x 1.0 mm	KL10012555IS	508
VDE Plus/Minus screwdriver, Z1	KL130PM1IS	508
VDE Plus/Minus screwdriver, Z2	KL130PM2IS	508
VDE Phillips screwdriver, PH1	KL110PH1IS	508
VDE Phillips screwdriver, PH2	KL110PH2IS	508
Phase tester with heavy duty handle, one-pin, VDE 0680 150 V - 250 V	KL19073IS	509
GT-85NE Bipolar voltage tester with LCD display	52049407	575
Hexagonal angle screwdriver set, 7-pce.	KL370	529
Cable knife with hooked blade	KL745HK	548
DM-200A Digital multimeter	52047801V2	578

Apprentice case



► Tool case can be personalised with own brand logo - <http://www.klauke.com/personalization>

Characteristics

- Case shell from impact-resistant ABS
- Robust aluminium frame with abutting edges
- Two lockable clips

Item	Dimension mm	Weight kg	Part No.
Apprentice case	500 x 470 x 210	6.0	KL855B22
Scope of supply			Part No. Page
VDE Power combination pliers, 180 mm			KL020180IS 504
VDE Side cutter 160 mm			KL040160IS 505
VDE long-nose pliers, straight, 205 mm			KL050205IS 506
VDE Slotted screwdriver, 3.0 x 0.5 mm			KL10010030IS 508
VDE Slotted screwdriver, 4.0 x 0.8 mm			KL10010040IS 508
VDE Slotted screwdriver, 5.5 x 1.0 mm			KL10012555IS 508
VDE Pozidriv screwdriver, PZ1			KL120PZ1IS 508
VDE Pozidriv screwdriver, PZ2			KL120PZ2IS 508
VDE Plus/Minus screwdriver, Z1			KL130PM1IS 508
VDE Plus/Minus screwdriver, Z2			KL130PM2IS 508
Phase tester with heavy duty handle, one-pin, VDE 0680 150 V - 250 V			KL19073IS 509
Wooden folding rule, 2 m			KL402 532
Control cabinet spirit level, 200 mm			KL420200 531
Carpenter's pencil			KL449 532
Universal saw			KL550 535
Engineer's hammer, 300 g			KL580300 534
Cable knife with hooked blade			KL745HK 548
Automatic VDE wire stripper 0.2 - 6 mm ²			KL760180IS 507
Water brush			
Plasterer's bowl 125 mm			
Painter's spatula 40 mm			



Tool case Economy



► Tool case can be personalised with own brand logo - <http://www.klauke.com/personalization>

Characteristics

- Case shell from impact-resistant ABS
- Robust aluminium frame with abutting edges
- Two lockable clips

Item	Dimension mm	Weight kg	Part No.
Tool case Economy	500 x 400 x 210	5.7	KL855B8
Scope of supply			Part No. Page
VDE Power combination pliers, 180 mm			KL020180IS 504
VDE Side cutter 160 mm			KL040160IS 505
VDE long-nose pliers, straight, 205 mm			KL050205IS 506
VDE Slotted screwdriver, 3.0 x 0.5 mm			KL10010030IS 508
VDE Slotted screwdriver, 4.0 x 0.8 mm			KL10010040IS 508
VDE Slotted screwdriver, 5.5 x 1.0 mm			KL10012555IS 508
VDE Pozidriv screwdriver, PZ1			KL120PZ1IS 508
VDE Pozidriv screwdriver, PZ2			KL120PZ2IS 508

Professional tool case



► Tool case can be personalised with own brand logo - <http://www.klauke.com/personalization>

Characteristics

- Case shell from impact-resistant ABS
- Robust aluminium frame with abutting edges
- Two lockable clips

Item	Dimension mm	Weight kg	Part No.
Professional tool case with 19 tools	520 x 440 x 230	9.15	KL865B19
Scope of supply			Part No. Page
VDE Power combination pliers, 180 mm			KL020180IS 504
VDE Side cutter 160 mm			KL040160IS 505
VDE long-nose pliers, straight, 205 mm			KL050205IS 506
Water pump pliers, jaw width 50 mm			KL072250G 524
VDE Slotted screwdriver, 3.0 x 0.5 mm			KL10010030IS 508
VDE Slotted screwdriver, 4.0 x 0.8 mm			KL10010040IS 508
VDE Slotted screwdriver, 5.5 x 1.0 mm			KL10012555IS 508
VDE Pozidriv screwdriver, PZ1			KL120PZ1IS 508
VDE Pozidriv screwdriver, PZ2			KL120PZ2IS 508
VDE Plus/Minus screwdriver, Z1			KL130PM1IS 508
VDE Plus/Minus screwdriver, Z2			KL130PM2IS 508
Wooden folding rule, 2 m			KL402 532
Carpenter's pencil			KL449 532
Control cabinet key			KL500 533
Cable knife with blade protection, 1000 V			KL645GSK 516
Automatic VDE wire stripper 0.2 - 6 mm ²			KL760180IS 507
GT-55NE Bipolar voltage tester with LED display			52049408 575
Allen key set			
Open-end wrench set			

Professional roller trolley, 88-piece



Characteristics

- With 4-section telescopic handle, up to 1050 mm
- Document compartment
- Double aluminium frame
- Smooth-running thanks to large rubber casters
- Case shell manufactured from non-breakable ABS
- Loads up to 40 kg
- Hinges for case lid lock

Item	Dimension mm	Weight g	Part No.
Professional roller trolley, 88-piece	470 x 210 x 355	15500	KL890TB88
Scope of supply			Part No. Page
Professional roller trolley, empty			KL890TL 541
VDE Power combination pliers, 180 mm			KL020180IS 504
VDE long-nose pliers, straight, 205 mm			KL050205IS 506
VDE Electric power side cutter, 200 mm			KL044200IS 505
VDE Wire stripper, 160 mm			KL060160IS 507
VDE Slotted screwdriver, 2.5 x 0.4 mm			KL1007525IS 508
VDE Slotted screwdriver, 3.5 x 0.6 mm			KL10010035IS 508
VDE Slotted screwdriver, 4.0 x 0.8 mm			KL10010040IS 508
VDE Slotted screwdriver, 5.5 x 1.0 mm			KL10012555IS 508
VDE Phillips screwdriver, PH1			KL110PH1IS 508
VDE Phillips screwdriver, PH2			KL110PH2IS 508
VDE Pozidriv screwdriver, PZ1			KL120PZ1IS 508
VDE Pozidriv screwdriver, PZ2			KL120PZ2IS 508
Phase tester with heavy duty handle, one-pin, VDE 0680 150 V - 250 V			KL19073IS 509
VDE Plus/Minus screwdriver, Z1			KL130PM1IS 508
VDE Plus/Minus screwdriver, Z2			KL130PM2IS 508
VDE Cable cutter 210 mm			KL010210IS 504
Bit assortment, 1/4", 73 mm			KL330 531
Wire stripper for flexible and solid conductors			KL760180 546
Combination spanner set, 12-pce.			KL365 531
Socket head bit set 1/4", 29-pce.			KL361 528
Universal cabinet key, subkey Electro			KL510 533
Universal saw			KL550 535
Crimping tool with interchangeable dies			K507 243
Wooden folding rule, 2 m			KL402 532
Carpenter's pencil			KL449 532
Cable knife with hooked blade			KL745HK 548
Round cable stripper 8 - 13 mm ²			KL710 548
Allen key set, 7-pce.			KL370 529
Engineer's hammer, 300 g			KL580300 534
Safety glasses uvex i-vo in microfibre bag			KL604 536
Marking pen			KL440F 532
GT-85NE Bipolar voltage tester with LCD display			52049407 575
Kwik Stepper™ step bit with ROTASTOP® shaft ISO 12 - 40 mm			50069888 467
NETcat® Micro NC-100 + 200EP			NC100EP 608
NETcat® Micro NC-100			52024541 608
TC-20 Nylon carrying case for measuring instruments with carrying strap			50075357 583



Engineers professional case, 15-piece



► Engineers basic equipment, mainly with VDE tools

Characteristics

- Technicians Notebook tool bag
- Material: hard-wearing nylon
- 90° folding-out front pocket
- High-quality zipper
- Spray-water protected bottom
- Each side pocket has a zipper
- Adjustable carrying belt with quick-release fastener and shoulder pad
- Twin fixed carrying handle
- Insert for visitor cards

Item	Part No.	
Engineers professional case, 15-piece	KL905B15	
Scope of supply	Part No.	Page
Technicians professional case, empty	KL905L	542
VDE Phillips screwdriver, PH1	KL110PH1IS	508
VDE Phillips screwdriver, PH2	KL110PH2IS	508
VDE Slotted screwdriver, 2.5 x 0.4 mm	KL1007525IS	508
VDE Slotted screwdriver, 4.0 x 0.8 mm	KL10010040IS	508
VDE Slotted screwdriver, 5.5 x 1.0 mm	KL10012555IS	508
Phase tester with heavy duty handle, one-pin, VDE 0680 150 V - 250 V	KL19073IS	509
VDE Plus/Minus screwdriver, Z1	KL130PM1IS	508
VDE Plus/Minus screwdriver, Z2	KL130PM2IS	508
Cable knife with hooked blade	KL745HK	548
VDE long-nose pliers, straight, 205 mm	KL050205IS	506
VDE Electric power side cutter, 200 mm	KL044200IS	505
Round cable stripper 8 - 13mm ²	KL710	548
VDE Power combination pliers, 165 mm	KL020165IS	504
Measuring tape, 3 m	KL403	532

Professional roller trolley, empty



Characteristics

- With 4-section telescopic handle, up to 1050 mm
- Document compartment
- Double aluminium frame
- Smooth-running thanks to large rubber casters
- Case shell manufactured from non-breakable ABS
- 2 compartments for business cards
- Two straps for writing instruments

Item	Dimension mm	Weight g	Part No.
Professional roller trolley, empty	470 x 210 x 355	6600	KL890TL



Professional installers case



Characteristics

- Robust version with plastic slide rails and upper metal rails with sponge rubber handle
- Adjustable carrying belt with quick-release fastener and shoulder pad
- Outdoors: 1 large lockable label pocket, 9 pockets, 2 Velcro® for fastening spirit level etc. Indoor connections: 3 compartments, 14 straps

Item	Dimension mm	Weight g	Part No.
Profi-installer's pocket	350 x 200 x 200	2600	KL920L

Technicians professional case, empty



Characteristics

- Material: highly durable nylon, splash-proof base
- 90° folding front pocket, each side pocket has a zipper
- Twin fixed carrying handle
- Adjustable carrying belt with quick-release fastener and shoulder pad
- Protected notebook compartment
- Insert for visitor cards
- High-quality zipper

Item	Dimension mm	Weight g	Part No.
Technicians professional case, empty	330 x 440 x 200	2600	KL905L



Tool wallet from nylon, empty



Characteristics

- Material: Polytex
- Accepts up to 11 tools

Item	Dimension mm	Weight g	Part No.
Tool wallet from nylon, empty	200 x 200 x 50	100	KL910L

PREPARATION WITH PRECISION - STRIPPING TOOLS

In the world of professionals, every assignment counts. Better if you can rely on your tool. Stripping tools from Klauke remove insulation and cable sheathing quickly and precisely. All strands remain intact.



► For very precise use

- Fast and precise removal of insulation and cable sheathing
- Automatic cross-section adjustment
- Reduced effort due to optimum power transmission
- Reduced wear
- Including replacement blade



Automatic wire stripper, 0.02 - 10 mm²



Characteristics

- Self-setting cutting and stripping tool for commercially available flexible cables 0.02 - 10 mm² and solid conductors to 1.5 mm²
- Easily replaceable blade system
- Long service life of pliers due to precise adjustment for stripping thin insulation without damaging the conductor
- Integrated side cutter

Item	Stripping range mm ²	Weight g	Part No.
Wire-stripping tool K43/2	0.02 - 10	140	K432
Automatic wire stripper K43/2-90, angled at 90°	0.02 - 10	140	K43290
Accessories			Part No.
Interchangeable cassette, black, for wire-stripping tool K432 0.02 - 10 mm ² flexible conductors and to 1.5 mm ² solid conductors			K432E
Interchangeable cassette, blue, for wire-stripping tool K432 for PTFE insulated conductors 0.1 - 4 mm ²			K432E2
Interchangeable cassette, red, for wire-stripping tool K432 / 4 - 16 mm ²			K432E3

Wire stripper with stepless stripping range 0.03 - 16 mm²



- ▶ First wire stripper with stepless stripping range 0.03 - 16 mm²
- ▶ Perfect for damage-free stripping of solid and flexible conductors with PVC

Characteristics

- Effortless working thanks to ergonomic styling
- Safe working thanks to integrated clamp protection
- Durable tool with easily replaceable blades
- Integrated side cutter up to max. 9 mm dia.
- High stability due to glass fiber reinforced polyamide
- Accurate and consistent stripping length thanks to adjustable stop

Item	Stripping range mm ²	Weight g	Part No.
Wire stripper with stepless stripping range 0.03 - 16 mm ²	0.03 - 16	140	K433

Wire stripper, 0.2 - 6 mm²



Characteristics

- Adjustable length stop from 5 - 12 mm
- Integrated easy to reach side cutter up to max. 2 mm dia.

Suitable for

- For all standard flexible and solid conductors from 0.2 - 6 mm²

Item	Dimension mm	Stripping range mm ²	Weight g	Part No.
Wire stripper for flexible and solid conductors	180	0.2 - 6	130	KL760180

Wire stripper for round and flat cables



Characteristics

- Fine adjustment (5-way) on various cable types and cable diameters
- Optical length dimension 8 - 24 mm (5/16 - 1 inch)
- Integrated side cutter up to max. 3 mm dia.

Suitable for

- Flat cable: Baring and stripping of 2-core PVC-insulated flat cables from 0.75 - 1.5 mm²
- Round cable: Baring and stripping flexible cables in the range 0.5 - 16 mm² (20-6 AWG), solid conductors 0.5 - 10 mm² (20-8 AWG)

Item	Dimension mm	Stripping range mm ²	Weight g	Part No.
Wire stripper for round and flat cables	180	0.5 - 16	205	KL765FR215

Automatic wire stripper for round cables in the solar technology sector



Characteristics

- Fine adjustment (5-way) on various cable types and cable diameters
- Integrated side cutter up to max. 3 mm dia.
- Optical length dimension 8 - 24 mm (5/16 - 1 inch)

Suitable for

- Baring and stripping of all standard, flexible cables from 1.5 mm² - 6.0 mm² (15-9 AWG) in the solar technology sector.

Item	Dimension mm	Stripping range mm ²	Weight g	Part No.
Automatic wire-stripping tool for round cables in the solar technology sector	180	1.5 - 6	205	KL765PV



K 400 Professional wire stripping tool 4.5 - 40 mm



Characteristics

- Max. cutting depth of the knife: 4.5 mm
- Max. baring diameter: 21 mm (small hook)
- Max. baring diameter: 40 mm (large hook)
- Stop hook is replaceable

Item	Dimension mm	Weight g	Part No.
K 400 Professional wire stripping tool 4.5 - 40 mm	200 x 93 x 33	120	K400
Accessories			Part No.
K 400E Replacement blade for wire stripping tool K 400			K400E

Cable knife without blade



Characteristics

- Precise, fast and safe stripping of all standard round cables
- No damage to inner conductor due to stepless adjustment of cutting depth
- Round and long cut due to self-rotating knife

Item	Dimension mm	Weight g	Part No.
Cable knife, without blade 4 - 16 mm dia.	4 - 16	70	KL740416
Cable knife, without blade 8 - 28 mm dia.	8 - 28	70	KL740828
Accessories			Part No.
Replacement blade for electricians knife with hooked blade			KL749ES

Cable knife with straight blade



Characteristics

- Precise, fast and safe stripping of all standard round cables
- Including protective cover for the blade
- Removable reducing adapter made from extremely abrasion-resistant plastic (POM)
- No damage to inner conductor due to stepless adjustment of cutting depth
- Round and long cut due to self-rotating knife

Item	Dimension mm	Weight g	Part No.
Cable knife with straight blade	4 - 28	80	KL745GK
Accessories			Part No.
Replacement blade for electricians knife with hooked blade			KL749ES



Cable knife with hooked blade



Characteristics

- Precise, fast and safe stripping of all standard round cables
- Including protective cover for the blade
- Removable reducing adapter made from extremely abrasion-resistant plastic (POM)
- No damage to inner conductor due to stepless adjustment of cutting depth
- Round and long cut due to self-rotating knife

Item	Dimension mm	Weight g	Part No.
Cable knife with hooked blade	4 - 28	80	KL745HK
Accessories			Part No.
Replacement blade for electricians knife with hooked blade			KL749ES

Round cable stripper 8 - 13mm²



Characteristics

- Simple stripping even in hard-to-reach areas, e.g. ceiling and walls, junction and distribution boxes, switch cabinets etc.
- Strips round and damp proof installation cables from 8 - 13 mm dia. (e.g. NYM 3 x 1.5 mm² to 5 x 2.5 mm²)
- No need to adjust the cutting depth

Item	Dimension mm	Weight g	Part No.
Round cable stripper 8 - 13mm ²	8 - 13	43	KL710

Multi-stripper



Characteristics

- Universal stripping tool with the following functions: Baring, round cut, long cut, stripping, cutting

Item	Dimension mm	Weight g	Part No.
Multi-stripper	8 - 13	77	KL730

Photovoltaic stripper



Characteristics

- Replaceable blade system
- Protected blade
- Simple handling
- Fixed stripping from 8.5 mm
- Compact design

Suitable for

- For all standard PV cables to 8.5 mm

Item	Dimension mm	Weight g	Part No.
Photovoltaic stripper	8.5	40	KL735PV



Coax-stripper



Characteristics

- No need to adjust the cutting depth
- Gradual stripping of all standard coaxial cables (e.g. antenna and transmission cables) 4.8 - 7.5 mm outside diameter

Suitable for

- Flexible cables, e.g. 3 x 0.75 mm², 10 mm² and 16 mm²

Item	Part No.
Coax-stripper	KL720

Kiwi Stripper coax wire stripper - 3 stage



▶ Pre-set for three different cable types

Characteristics

- Dresses coaxial cable types RG58, RG59, RG62 and RG6 and many more
- Adjustable blade to cutting depth
- Quick and simple interchangeable blade holder
- The frame takes both 2 and 3 stage holders

Item	Part No.	
Kiwi Stripper coax wire stripper - 3 stage	50455770	
Accessories	Part No.	Page
Spare holder - 3 stage	50450395	
Spare holder - 2 stage	50450409	





Hand tools

Stripping tools for communication technology

DN-AW3 wire stripping tool, 2.5 - 11 mm



Characteristics

- For stripping signal, telephone, AV, control and data transmission cables from copper and fibreglass
- 9 adjustable cutting depths
- Cable capacity: 2.5 - 11 mm diameter
- Insulation thickness: up to 1 mm
- Interchangeable blade holder
- Including one holder with replacement blade

Item	Part No.	
DN-AW3 wire stripping tool, 2.5 - 11 mm	DNAW3	
Accessories	Part No.	Page
Spare holder for DN-AW3	DNAW3M	

Ratchet crimping tool for telephone lines



Characteristics

- Integrated cutting and stripping tool for ribbon cable
- The full radius ratchet mechanism permits consistent terminations with each operation
- Straight access guarantees consistent crimp connection
- Optimum handling due to ergonomically-shaped handle

Suitable for

- Modular connectors of type RJ10 4P4C, RJ11 6P4C, RJ12 6P6C and RJ45 8P8C

Item	Part No.
Ratchet crimping tool for telephone lines	50455753



PUTS CABLE WHERE IT NEEDS TO BE SIMPLY AND SAFELY.

Takes every corner flexibly and robustly – cable pulling technology from Greenlee is set apart by quality and the simplest operation possible for every challenge.





Cable pulling technology

Fish tapes/pulling rods	556
Polyester	556
Perlon	556
Nylon	556
Steel	557
Flex-O-Twist speed flex leader	557
Fibreglass cable pulling rods	557
<hr/>	
Cable pulling systems	558
With Polyester tapes (Dura Spinner and Flexi Spinner)	558
With fibreglass tapes (Speedy Spinner)	559
Fish tapes in winder case	560
Smart Butler	562
<hr/>	
Cable puller	564
Easy Roller (cable drum unwinder)	564
Cable puller with accessory	564
<hr/>	
Pulling grips	566
Pulling grips, closed	566
Pulling grips, open	567
<hr/>	
Accessory	568



THE PULLING AID - CABLE PULLING TECHNOLOGY

Clean construction site - clean laying. Our cable pulling technology ensures that all cables are cleanly rolled in and out. No parts not required left lying around. No awkward handling. Greenlee pulling systems are made from high-quality ABS plastic. Making them robust and drop-proof. You are in control: Reliable laying with safe cable pulling technology.



In brief

- ▶ Simple pulling through of cables and conductors
- ▶ Cable puller made from polyester, perlon, nylon, steel and fibreglass
- ▶ Cable pulling rods for cavities and suspended ceilings
- ▶ Made from high-quality ABS plastic
- ▶ Solutions for light and heavy cable types, angled ducts or long straights



► **The Dura Spinner**

The Dura Spinner is small, but has a great effect. High-quality materials ensure robustness and the best functionality. Its user-friendly design also permits unwinding on the floor. The Dura Spinner is even able to hold in place cables that are laid around corners. A genuine help on the construction site.

- ABS plastic housing
- Cable puller made from virtually indestructible polyester tape
- Simple unwinding and rewinding
- Unwinding even on the floor
- User-friendly design ensures convenient and smooth operations



Polyester fish tape green 4.5 mm dia.



- ▶ 50% less friction than nylon tapes
- ▶ Extremely flexible and almost unbreakable

Characteristics

- High thrust due to twisted tape design
- Reduces the pulling force due to much lower friction
- Replaceable pulling eyelet and spring guide head

Additional information

- Further detailed information can be found in the application table on page i-12

Length	Part No.	Diameter mm
10 m	52055292	4.5
15 m	52055293	4.5
20 m	52055294	4.5
25 m	52055295	4.5
30 m	52055296	4.5
Accessory	Part No.	
5-piece accessory set for polyester fish tapes	52055396	

Perlon® fish tape 4 mm dia.



Characteristics

- With pressed M4 front piece
- With unscrewable spring guide head and pulling eyelet

Additional information

- Further detailed information can be found in the application table on page i-12

Length	Part No.	Diameter mm
5 m	52055276	4
10 m	52055277	4
15 m	52055278	4
20 m	52055279	4
25 m	52055280	4
30 m	52055281	4
Accessory	Part No.	
Replacement parts for Perlon fish tapes, comprising pulling eyes WW 1/2" (1) and spring guide head M4 (1)	52055288	

Nylon fish tape 4 mm dia.



Characteristics

- With pressed spring guide head and eyelet

Additional information

- Further detailed information can be found in the application table on page i-12

Length	Part No.	Diameter mm
5 m	52055270	4
10 m	52055271	4
15 m	52055272	4
20 m	52055273	4
25 m	52055274	4
30 m	52055275	4



Steel fish tape 4 mm dia.



Characteristics

- With pressed spring guide head and eyelet

Additional information

- Further detailed information can be found in the application table on page i-12

Length	Part No.	Diameter mm
5 m	52055282	4
10 m	52055283	4
15 m	52055284	4
20 m	52055285	4
25 m	52055286	4
30 m	52055287	4

Flex-O-Twist™ speed flex leader




Characteristics

- Especially suitable for sharp bends
- Flexible fish tape leader

Length	Part No.
300 mm	50308599

Fibreglass cable pulling rods



Characteristics

- Almost unbreakable due to special outer jacket
- Time-saving cable laying
- Laying also under the most difficult conditions

Suitable for

- Cable installation and laying
- Pulling or pushing

Length	Part No.	Version
10 m	52055385	Comprising of: 4 pce. light green fibreglass rods 5.6 mm dia. with WW connecting sleeve, 1 pce. light green fibreglass rod 5.6 mm dia. with WW connecting sleeve and universal joint, 2 pce. black fibreglass rods 6 mm dia. with WW connecting sleeve, 1 pce. white nylon rod 4 mm dia. with WW connecting sleeve, 2 pce. green fibreglass rods 4.6 mm dia. with WW connecting sleeve
5 m	52055386	Consists of: 3 pce. light green fibreglass sticks 5.6 mm dia. with WW connecting bushing, 1 pce. black fibreglass stick 6 mm dia. with WW connecting bushing, 1 pce. white nylon stick 4 mm dia. with WW connecting bushing
Accessories	Part No.	
Accessory set for cable pulling rods, 8-pcs.	52055387	
Accessory set for cable pulling rods, 4-pcs.	52055388	

Dura Spinner polyester fish tape system



Characteristics

- Thin and extremely robust fish tape
- Uncoiling also possible on the floor
- Unique, user-friendly design
- Goes into every corner and holds every cable

Suitable for

- The laying of additional cables

Item	Part No.
Dura Spinner 3.8 mm dia., 20 m	52074600
Dura Spinner 3.8 mm dia., 30 m	52074650
Scope of supply	Part No.
Dura Spinner accessory kit, 3 pieces	52074653
Accessories	Part No.
Dura Spinner spare fish tape 3.8 mm dia., 20 m	52074651
Dura Spinner spare fish tape 3.8 mm dia., 30 m	52074652

Flexi Spinner polyester cable pulling system



- ▶ Almost unbreakable
- ▶ Approx. 50 % less frictional resistance compared with nylon and perlon
- ▶ High thrust for long distances with narrow bending radius

Characteristics

- Highly-flexible polyester tape
- Modern design
- Robust housing

Additional information

- Further detailed information can be found in the application table on page i-12

Item	Length	Part No.	Diameter mm
Flexi Spinner polyester cable pulling system	20 m	52055389	4.5
Flexi Spinner polyester cable pulling system	25 m	52055390	4.5
Flexi Spinner polyester cable pulling system	30 m	52055391	4.5
Flexi Spinner, winder case empty		52055392	
Scope of supply	Part No.	Quantity	
5-piece accessory set for polyester fish tapes	52055396	1	
Accessories	Part No.	Page	
Polyester fish tape green 4.5 mm dia., 20 m	52055294	556	
Polyester fish tape green 4.5 mm dia., 25 m	52055295	556	
Polyester fish tape green 4.5 mm dia., 30 m	52055296	556	



Speedy Spinner fibreglass cable pull-in system



- ▶ Unique, user-friendly design
- ▶ Very simple and quick pulling in and out of fibreglass tapes

Characteristics

- One-handed operation
- Uncoiling also possible on the floor
- Flexible fibreglass spring for quick pulling in and out
- High thrust
- Accessory set supplied as standard

Suitable for

- Tube diameter: 16 - 32 mm

Additional information

- Further detailed information can be found in the application table on page i-12
- Always order repair adhesive separately!

Item	Diameter mm	Length	Part No.
Speedy Spinner fibreglass cable pull-in system	3	20 m	52055298
Speedy Spinner fibreglass cable pull-in system	3	30 m	52055299
Speedy Spinner fibreglass cable pull-in system	3	40 m	52055300
Scope of supply			Part No.
Head with eye M5			52055304
Spring guide head with eye M5			52055305
Spring guide head with eye M5 - 10 mm			52055306
Start/bushing sleeves M5			52055308
Connecting sleeves			52055309
Cable grip M5, 4-15 mm dia.			52055310
Pulling aid for pulling system 3 - 6 mm dia.			52055311
Accessories			Part No.
Speedy Spinner accessory, repair patch for fibreglass tape 3 mm dia.			52055312
Fibreglass replacement tape 3 mm dia., 20 m			52055289
Fibreglass replacement tape 3 mm dia., 30 m			52055290
Fibreglass replacement tape 3 mm dia., 40 m			52055291
Speedy Spinner repair set, 10-piece			52055303

MagnumPRO™ oil-hardened steel fish tape



Characteristics

- Winder case eases cable pulling
- Dirt-free tape finish
- High impact nylon winder case with large handle grip

Item	Tape dimensions mm	Length	Part No.
MagnumPRO™ oil-hardened steel fish tape	3.0 x 1.5	20 m	52041709
MagnumPRO™ oil-hardened steel fish tape	6.3 x 1.5	30 m	52041745
MagnumPRO™ oil-hardened steel fish tape	3.0 x 1.5	38 m	52041741
MagnumPRO™ oil-hardened steel fish tape	3.0 x 1.5	73 m	52041743
Accessories			Part No.
Rotating head eye for 3 mm fish tapes			50293672
MagnumPRO™ oil-hardened steel fish tape 60 m			52044594

MagnumPRO™ stainless steel fish tape



- ▶ **Stainless, speed flex leader**
- ▶ **Slim pulling eyelet permits trouble-free pulling in long and winding conduits**

Characteristics

- Can be used in conjunction with every steel fish tape with a tape dimension of 3.0 x 1.5 mm
- High impact nylon winder case with large handle grip

Item	Tape dimensions mm	Length	Part No.
MagnumPRO™ stainless steel fish tape	3.0 x 1.5	30 m	52041746
MagnumPRO™ stainless steel fish tape	3.0 x 1.5	60 m	52041747
Accessory			Part No.
Speed Flex leader for fish tapes with tape dimension 3.0 x 1.5 mm			50143921

MagnumPRO™ nylon fish tape



- ▶ **Non-conductive, non-coiling nylon tape**

Characteristics

- Diameter 4.8 mm
- High impact nylon winder case with large handle grip

Item	Diameter mm	Length	Part No.
MagnumPRO™ nylon fish tape	4.8	15 m	52041750
MagnumPRO™ nylon fish tape	4.8	30 m	52041751
Accessory			Part No.
Replacement tip			50016644



MagnumPRO™ fish tape



Characteristics

- Fish tape from multi-strand steel tape
- Flexible type
- High impact nylon winder case with large handle grip

Suitable for

- For quick and simple application

Item	Diameter mm	Length	Part No.
MagnumPRO™ fish tape	4.8	15 m	52041748
MagnumPRO™ fish tape	4.8	30 m	52041749

MagnumPRO™ fibreglass fish tape



Characteristics

- Non-conductive fibreglass tape with low friction coating
- To fish in small and large conduits even with wire or cable in place
- High impact nylon winder case with large handle grip

Suitable for

- Data and telecommunication industry

Item	Diameter mm	Length	Part No.
MagnumPRO™ fibreglass fish tape	4.5	15 m	52041752
MagnumPRO™ fibreglass fish tape	4.5	30 m	52041753
MagnumPRO™ fibreglass fish tape	4.8	60 m	50357468
MagnumPRO™ fibreglass fish tape	4.8	76 m	50357476
Accessory			Part No.
Fibreglass fish tape accessory set			50357506
Pulling eyelet 3.0 mm			50359193
Pulling eyelet 4.8 mm			50359304

Steel fish tape EZ Reach



Characteristics

- With hand crank
- Flat steel tape for working above suspended ceilings, under carpets and through walls

Item	Tape dimensions mm	Part No.
Steel fish tape EZ Reach	7.5 x 6	50016962

Smart Butler fibreglass cable pulling-in system with steel reel basket



- ▶ Unique, user-friendly design, galvanised and sprayed
- ▶ Teflon-coated adapter for low resistance when winding and unwinding

Characteristics

- High thrust
- Low-friction unwinding and rewinding
- Secure working thanks to operative holding brake
- Effective working with accessories mounted directly on frame
- From size 790 mm dia. steel reel basket, incl. rollers

Item	Diameter mm	steel reel basket mm	Version	Length	Weight kg	Part No.
Smart Butler fibreglass cable pulling-in system 4.5 mm dia. with steel reel basket 330 mm dia. 40 m	4.5	330 dia.		40 m	4	52055313
Smart Butler fibreglass cable pulling-in system 330 mm dia. steel reel basket, 60 m	4.5	330 dia.		60 m	5	52055315
Smart Butler fibreglass cable pulling-in system 330 mm dia. steel reel basket, 80 m	4.5	330 dia.		80 m	6	52055316
Smart Butler fibreglass cable pulling-in system 550 mm dia. steel reel basket, 40 m	6.0	550 dia.		40 m	10	52055325
Smart Butler fibreglass cable pulling-in system 550 mm dia. steel reel basket, 60 m	6.0	550 dia.		60 m	11	52055326
Smart Butler fibreglass cable pulling-in system 550 mm dia. steel reel basket, 80 m	6.0	550 dia.		80 m	12	52055327
Smart Butler fibreglass cable pulling-in system 550 mm dia. steel reel basket, 100 m	6.0	550 dia.		100 m	12	52055328
Smart Butler fibreglass cable pulling-in system 660 mm dia. steel reel basket, 40 m	7.5	660 dia.		40 m	13	52055337
Smart Butler fibreglass cable pulling-in system 660 mm dia. steel reel basket, 60 m	7.5	660 dia.		60 m	14	52055338
Smart Butler fibreglass cable pulling-in system 660 mm dia. steel reel basket, 80 m	7.5	660 dia.		80 m	15	52055339
Smart Butler fibreglass cable pulling-in system 660 mm dia. steel reel basket, 100 m	7.5	660 dia.		100 m	17	52055340
Smart Butler fibreglass cable pulling-in system 660 mm dia. steel reel basket, 120 m	7.5	660 dia.		120 m	18	52055341
Smart Butler fibreglass cable pulling-in system 660 mm dia. steel reel basket, 40 m	9.0	660 dia.		40 m	14	52055347
Smart Butler fibreglass cable pulling-in system 660 mm dia. steel reel basket, 60 m	9.0	660 dia.		60 m	16	52055348
Smart Butler fibreglass cable pulling-in system 790 mm dia. steel reel basket, 80 m	9.0	790 dia.	incl. rollers	80 m	31	52055349
Smart Butler fibreglass cable pulling-in system 790 mm dia. steel reel basket, 100 m	9.0	790 dia.	incl. rollers	100 m	33	52055350
Smart Butler fibreglass cable pulling-in system 1000 mm dia. steel reel basket, 120 m	9.0	1000 dia.	incl. rollers	120 m	35	52055351
Smart Butler fibreglass cable pulling-in system 1000 mm dia. steel reel basket, 150 m	9.0	1000 dia.	incl. rollers	150 m	37	52055352
Smart Butler fibreglass cable pulling-in system 1000 mm dia. steel reel basket, 150 m	11.0	1000 dia.	incl. rollers	150 m	53	52055359
Smart Butler fibreglass cable pulling-in system 1000 mm dia. steel reel basket, 200 m	11.0	1000 dia.	incl. rollers	200 m	60	52055360
Smart Butler fibreglass cable pulling-in system 1000 mm dia. steel reel basket, 250 m	11.0	1000 dia.	incl. rollers	250 m	67	52055361
Smart Butler fibreglass cable pulling-in system 1000 mm dia. steel reel basket, 300 m	11.0	1000 dia.	incl. rollers	300 m	75	52055362



Scope of supply


4.5 / 6 mm dia.: Tension head with eyelet, pulling-in tape with pressed start/end sleeves, connecting sleeve WW 1/4"-M6, starting spinner with shackle

7.5 / 9 / 11 mm dia.: Tension head with eyelet, fish tape with pressed start/end sleeves, connecting sleeve WW 1/2"-M12, starting spinner with shackle

Accessories	Part No.	Accessory	Part No.
Smart Butler fibreglass replacement tape 4.5 mm dia., 40 m	52055317	Starter and end bushing WW 1/2" for fish tape 9 mm dia.	52055370
Smart Butler fibreglass replacement tape 4.5 mm dia., 60 m	52055318	Starter and end bushing WW 1/2" for fish tape 11 mm dia.	52055371
Smart Butler fibreglass replacement tape 4.5 mm dia., 80 m	52055319	Connecting sleeve for fibreglass 4.5 mm dia.	52055322
Smart Butler fibreglass replacement tape 6 mm dia., 40 m	52055329	Connecting sleeve for fibreglass 6 mm dia.	52055334
Smart Butler fibreglass replacement tape 6 mm dia., 60 m	52055330	Connecting sleeves for fibreglass tape 9 mm dia.	52055372
Smart Butler fibreglass replacement tape 6 mm dia., 80 m	52055331	Connecting sleeves for fibreglass tape 11 mm dia.	52055373
Smart Butler fibreglass replacement tape 6 mm dia., 100 m	52055332	Connecting sleeve WW 1/2" with rotary swivel	52055374
Smart Butler fibreglass replacement tape 7.5 mm dia., 40 m	52055342	Bulb with shackle WW 1/4" for 4.5 mm dia.	52055323
Smart Butler fibreglass replacement tape 7.5 mm dia., 60 m	52055343	Bulb with shackle WW 1/4" for 6.0 mm dia.	52055335
Smart Butler fibreglass replacement tape 7.5 mm dia., 80 m	52055344	Bulb with shackle WW 1/2" for 7.5 mm dia.	52055367
Smart Butler fibreglass replacement tape 7.5 mm dia., 100 m	52055345	Bulb with castor WW 1/2"	52055368
Smart Butler fibreglass replacement tape 7.5 mm dia., 120 m	52055346	Tension head with eyelet WW 1/4" for 4.5 - 6 mm dia.	52055320
Smart Butler fibreglass replacement tape 9 mm dia., 40 m	52055353	Emergency repair set for fibreglass tape 4.5 mm dia.	52055324
Smart Butler fibreglass replacement tape 9 mm dia., 60 m	52055354	Emergency repair set for fibreglass tape 6 mm dia.	52055336
Smart Butler fibreglass replacement tape 9 mm dia., 80 m	52055355	Emergency repair set for fibreglass tape 7.5 mm dia.	52055375
Smart Butler fibreglass replacement tape 9 mm dia., 100 m	52055356	Emergency repair set for fibreglass tape 9 mm dia.	52055376
Smart Butler fibreglass replacement tape 9 mm dia., 120 m	52055357	Emergency repair set for fibreglass tape 11 mm dia.	52055377
Smart Butler fibreglass replacement tape 9 mm dia., 150 m	52055358		
Smart Butler fibreglass replacement tape 11 mm dia., 150 m	52055363		
Smart Butler fibreglass replacement tape 11 mm dia., 200 m	52055364		
Smart Butler fibreglass replacement tape 11 mm dia., 250 m	52055365		
Smart Butler fibreglass replacement tape 11 mm dia., 300 m	52055366		
Starter and end bushing WW 1/4" for fish tape 4.5 mm dia.	52055321		
Starter and end bushing WW 1/4" for fish tape 6.0 mm dia.	52055333		
Starter and end bushing WW 1/2" for fish tape 7.5 mm dia.	52055369		



Easy Roller cable drum unwinder



- ▶ Unique, user-friendly design
- ▶ 30 % less weight
- ▶ Ramp with shallow incline

Characteristics

- Light - 30% less weight
- Easy loading and unloading of heavy cable drums thanks to the shallow inclined ramp
- Rollers with integrated side guides
- Possible to fit to the cable drum diameter

Suitable for

- Large and small cable drums
- Width 530 mm, 200 kg carrying capacity
- Width 670 mm, 250 kg carrying capacity

Item	Dimension mm	Width mm	Part No.
Standard	530 x 570 x 90	530	52055383
Wide	670 x 605 x 95	670	52055384

Ultra Tugger™ cable puller 6800-22 CE



- ▶ Lightweight, portable cable puller
- ▶ Tapered capstan and patented rope guide system for better control of the rope when feeding onto the capstan
- ▶ Pulling force gauge for monitoring the max. pulling of 3.6 t

Characteristics

- Direct gear drive

Technical data	
Maximum pulling force	3.6 t
Continuous output	3 t
Pulling rate	2.7 m/min at no load, 2.4 m/min at 900 kg load, 2.3 m/min at 1.8 kg load, 2.1 m/min at 2.7 kg load, 1.8 m/min at 3.6 kg load
Dimension	300 x 660 x 220 mm
Motor	230 V, 50 Hz
Item	Part No.
Ultra Tugger™ cable puller 6800-22 CE	50031961
Scope of supply	Part No.
Pulling force gauge	50010697
Device for floor-mounting	50008650



Rope for cable puller 6800-22 CE



Characteristics

- Breaking strength approx. 14.2 t
- Rope diameter 22 mm
- Rope on rope stand

Item	Part No.
Rope for cable puller 6800-22 CE, 91 m	50341367
Rope for cable puller 6800-22 CE, 182 m	50341375
Rope for cable puller 6800-22 CE, 365 m	50341383
Rope stand for ropes 91 m and 182 m	50343629

Tray type sheaves for cable puller 6800-22 CE



Characteristics

- Steel frames with forged eyelet 25 mm
- Sheaves from aluminium alloy with self-lubricating bearings
- Max. rated capacity 3.6 t
- Tool support/hanging ring (Carabiner)

External diameter mm	Internal radius mm	Width mm	Weight kg	Part No.
300	100	125	12	50008722
460	180	150	20	50008730
600	250	165	30	50008749

Platform-type sheave 125 mm




Characteristics

- Sheaves from aluminium alloy
- Self-lubricating bearings
- Steel frames for mounting to cable ducts up to 50 mm thickness
- Extremely robust

Length mm	Width mm	Weight kg	Part No.
300	125	5	50153323
560	125	8	50190946

Platform-type sheave



Characteristics

- Steel ball-bearings
- Steel frames
- Mounting slots
- Universal mounting brackets

Part No.	Version	Width of cable conduit mm	Weight kg
50273833	Straight	300 - 450	3.6
50273841	Straight	500 - 600	4.5
50273868	Straight	600 - 760	5.9
50273884	Radius	300 - 450	5
50273892	Radius	500 - 600	5.4
50273906	Radius	600 - 760	5.9

Pulling grips Junior, closed



Characteristics

- Single weave, galvanized steel mesh with flexible pulling eyelet

Suitable for

- The pulling-in of small diameter cables
- For manual pulling of feed lines in pipes and cable ducts

Part No.	Length of mesh mm	Eye length mm	For cable diameter mm	Max. pulling force kN
50305964	110	83	5 - 6	0.3
50305840	110	83	7 - 9	0.4
50305867	180	96	10 - 12	0.8
50305883	220	110	13 - 15	1.1
50305905	255	130	16 - 18	1.7
50305921	255	146	19 - 25	2.4
50305948	300	165	26 - 31	3.4

T-Basket type pulling grips, closed



Characteristics

- Double weave galvanized steel mesh with flexible pulling eyelet


Suitable for

- Medium-weight pulls in pipes and cable ducts

Part No.	Length of mesh mm	Eye length mm	For cable diameter mm	Max. pulling force kN
50305581	535	200	13 - 15	4.0
50305603	610	200	16 - 18	4.9
50305620	610	230	19 - 25	6.0
50305646	610	230	26 - 38	8.7
50305662	610	280	39 - 50	14.5
50305689	610	300	51 - 63	16.4
50305700	610	300	64 - 76	21.7
50305727	610	360	77 - 88	21.7
50305743	660	360	89 - 100	27.5
50305760	915	230	19 - 25	6.0
50305786	915	230	26 - 38	8.7
50310100	915	280	39 - 50	14.5
50305808	915	300	51 - 63	16.4
50310127	915	300	64 - 76	21.7
50305824	915	360	77 - 88	21.7
50310143	1020	360	89 - 100	27.5



Pulling grip set, closed



Characteristics

- Set of the most important pulling grips for the most frequently required pulling operations

Part No.	Diameter mm
50307584	7 - 31
50314823	19 - 50
50314831	51 - 76
50314840	19 - 76

Pulling grip, open



Characteristics

- Single weave, galvanised steel netting mesh with bar closure
- Offset flexible eyelet

Suitable for

- Easy and straight pulls when the cable end is not available

Part No.	Length of mesh mm	Eye length mm	For cable diameter mm	Max. pulling force kN
50306588	150	175	13 - 15	1.3
50310240	200	175	16 - 18	1.6
50306600	250	175	19 - 25	1.9
50310267	300	200	26 - 31	3.0
50306626	350	200	32 - 38	4.0
50310283	380	230	39 - 44	5.1
50306642	400	250	45 - 50	6.7
50310305	480	250	51 - 63	8.0
50306669	500	250	64 - 76	9.7
50310321	530	300	77 - 88	10.6
50306685	600	300	89 - 100	10.6

Cable Cream™ cable puller lubricant



Characteristics

- Adheres well without dripping
- Easy to remove
- Won't break after exposure to heat or freezing cold
- Quality cream (yellow) for quick and easy application

Item	Part No.
Cable Cream™ cable puller lubricant, 0.95 l	50352075
Cable Cream™ cable puller lubricant, 3.8 l	50352083

Cable installation lubricant



Characteristics

- Reduces friction by up to 80 %
- Biodegradable
- Harmless to the user

Suitable for

- Electric/telephone cables in pipes 16 - 25 mm dia.
- Large cable diameters

Item	Part No.
Cable lubricant gel in tube 0.25 kg	52055379
Lubricant foam bottle 1.00 kg	52055380
Cable lubricant liquid for optical fibres and power cables, canister 5 kg	52055381
Cable lubricant liquid for optical fibres and power cables, canister 10 kg	52055382

Lubricant spray



Characteristics

- Reduces friction by up to 80 %
- Biodegradable
- Silicon-free

Suitable for

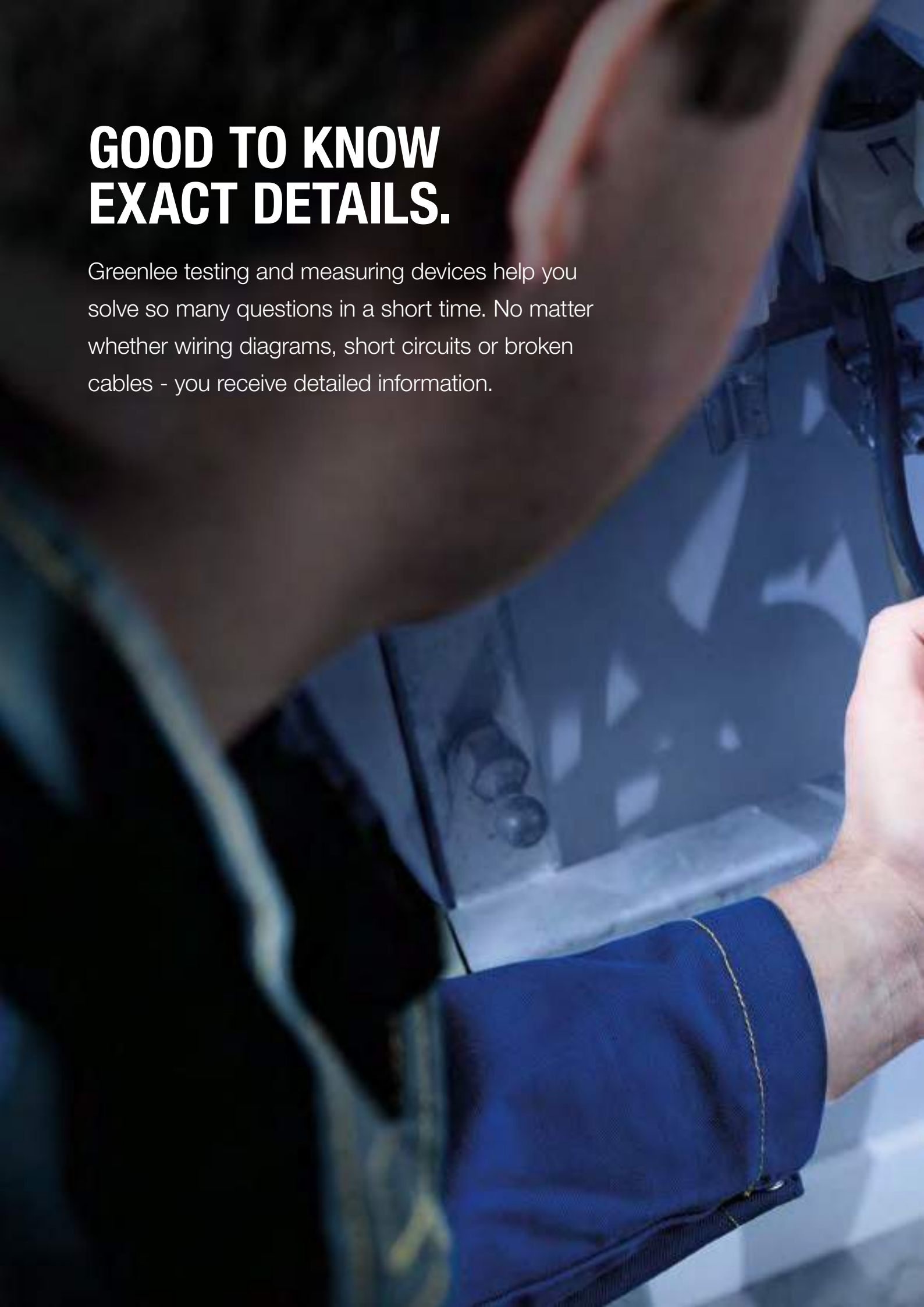
- Electric/telephone cables in pipes 16 - 25 mm dia.

Item	Part No.
Lubricant foam bottle 400 ml	52055378



GOOD TO KNOW EXACT DETAILS.

Greenlee testing and measuring devices help you solve so many questions in a short time. No matter whether wiring diagrams, short circuits or broken cables - you receive detailed information.





Testing and measuring instruments

Voltage testers	572
Digital multimeter	576
Digital clamp meters	584
Test and measuring instruments for medium and high voltage	590
Temperature measuring devices	598
Cable and conductor identifiers	602
Network measuring devices and testers	606

IMMEDIATELY TO HAND – VOLTAGE TESTERS

Greenlee voltage testers - whether contactless or two-pole - are practically immediately to hand. Always to hand in pocket format, they measure voltages from 5 V to 1000 V AC and 12 V to 750 V AC/DC. If voltage is present, the tester emits an acoustic or optical signal as a warning. Ergonomically-shaped handles ensure the best grip, even when used outdoors. Stay safe with our Greenlee brand.



In brief

- ▶ Practical pocket format
- ▶ Automatic warning signals when voltage is present
- ▶ Also for contactless detecting
- ▶ Suitable for outdoor use



▶ **Contactless measuring with the GT-16**

The GT-16 is the practical pen-shaped voltage tester. Automatic signalling in case of voltage and an integrated self-test make the GT-16 a tester with maximum user safety.

- Readily detects broken cables
- Maximum safety through CAT IV 1000 V
- Integrated self-test for optimum safety
- Optical and acoustic signal in case of voltage
- Select from various voltage levels via adjustable sensitivity
- Ergonomic handle
- Limited Lifetime Warranty



▶ **Two-pole measuring with the GT-85NE**

The Greenlee GT-85NE is the ideal solution for voltages from 12 V to 750 V AC/DC. Able to withstand adverse operating conditions.

- Wider AC and DC voltage measurement range
- Acoustic signal with voltages maximises safety
- Automatic phase sequence indicator
- Water and dust proof
- Drop-resistant from 1 m
- Suitable for outdoor use
- Limited Lifetime Warranty

GT-12A Contactless voltage tester 50 - 1000 V



Characteristics

- Contactless voltage testing
- Clear LED and acoustic warning signal when the voltage has been determined
- ON/OFF switch provides longer battery service life
- Handy pen format, which fits easily into a jacket or tool pocket
- Fast, easy replacement of batteries
- Automatic self test

Technical data		
Frequency range	50 - 500 Hz	
Voltage range	50 - 1000 V AC	
Measuring category	CAT IV 1000 V	
Item	Part No.	
GT-12A Contactless voltage tester 50 - 1000 V	52063422	
Scope of supply	Part No.	Page
Battery 2 x 1.5 V AAA		

GT-16 Adjustable, contactless voltage tester 5 - 1000 V



Characteristics

- Contactless voltage testing
- Clear LED and acoustic warning signal when the voltage has been determined
- ON/OFF switch provides longer battery service life
- Handy pen format, which fits easily into a jacket or tool pocket
- Optimum handling due to ergonomically-shaped handle
- Fast, easy replacement of batteries
- Automatic self test
- Adjustable sensibility by rotary switch

Technical data		
Frequency range	50 - 500 Hz	
Voltage range	5 - 1000 V AC	
Measuring category	CAT IV 1000 V	
Item	Part No.	
GT-16 Adjustable, contactless voltage tester 5 - 1000 V	52033580	
Scope of supply	Part No.	Page
Battery 1 x 1.5 V AAA		



GT-55NE Bipolar voltage tester with LED display



Characteristics

- LED Display 12, 24, 50, 120, 230, 400, 750 V AC/DC
- Power LED for measuring point illumination
- Display of AC and DC voltage
- Bipolar rotary field testing
- Unipolar phase testing, optical and acoustic
- Continuity check, optical and acoustic
- Drop proof from 1 m
- Polarity indicator, loud beeper
- IP2X contact protection
- IP65 - splash water proof and dust tight

Technical data		
Frequency range	45 - 65 Hz	
Voltage range	12 - 750 V AC/DC	
Measuring category	CAT III 1000 V, CAT IV 600 V	
Item	Part No.	
GT-55NE Bipolar voltage tester with LED display	52049408	
Scope of supply	Part No.	Page
Battery 2 x 1.5 V AAA		
Accessories	Part No.	Page
TC-30 Nylon carrying case for measuring instruments with belt loop	50075365	589
Replacement tips	52034234	

GT-85NE Bipolar voltage tester with LCD display



Characteristics


- LC display with backlit display
- Resistance measurement to 2 K Ω
- Power LED for measuring point illumination
- Display of AC and DC voltage
- Bipolar rotary field testing
- Unipolar phase testing, optical and acoustic
- Continuity check, optical and acoustic
- Drop proof from 1 m
- Polarity indicator, loud beeper
- IP2X contact protection
- IP65 - splash water proof and dust tight

Technical data		
Voltage range	12 - 750 V AC/DC	
Resistance	0 - 2 K Ω	
Frequency measurement	30 - 999 Hz	
Measuring category	CAT III 1000 V, CAT IV 600 V	
Item	Part No.	
GT-85NE Bipolar voltage tester with LCD display	52049407	
Scope of supply	Part No.	Page
Battery 2 x 1.5 V AAA		
Accessories	Part No.	Page
TC-30 Nylon carrying case for measuring instruments with belt loop	50075365	589
Replacement tips	52034234	



VERSATILE IN USE – DIGITAL MULTIMETER

Greenlee multimeters are highly versatile. The functions are geared to your tasks in low-voltage systems. The multimeters measure on phase shift controllers, test conductors for breaks and indicate results in measurement categories CAT II, III and IV. To evaluate and archive the measurements, connect the devices to your PC via a USB cable. Select one multimeter for all tasks.



In brief

- ▶ Can be used in low-voltage systems in measurement categories CAT II, III and IV
- ▶ Automatic warning signals
- ▶ Also for true RMS measurements
- ▶ Contactless voltage testing



► **Basic: Multimeter DM-510A**

The DM-510A performs all elementary functions. This is the basic meter for every qualified electrician.

- Suitable for industrial electricians and in building installations
- Integrated contactless voltage tester for locating broken cables
- Temperature measurement function via a thermocouple type K (included in the scope of supply) for checking air-conditioning systems in control cabinets or buildings
- Elementary functions for trouble shooting



► **Industrial application: Multimeter DM-820A**

Equipped with true RMS measurement (TRMS function), the DM-820A can also measure non-sinusoidal voltages and currents precisely and reliably. The multimeter knows immediately if measuring lines are incorrectly connected and sends a warning signal and error message on the display.

- Can be used in all low-voltage systems in measurement category CAT IV 1000 V
- Measurements on frequency converters, phase shift controls and mains units without disruptions by voltage peaks
- Integrated TRMS function for measuring non-sinusoidal voltages and currents
- Automatic “Beep Jack” warning signal and optical signal on the display when measuring lines are incorrectly connected



► **For dual displays: Multimeter DM-860A**

Perfect for troubleshooting in electrical systems: The DM-860A allows you to measure and display two measurements at the same time. Saving time and providing an overview. All values are easily legibly on the large white display. The DM-860A withstands voltage peaks of up to 12,000 V.

- Extra large display for easy reading
- Dual display: Two measurements can be displayed at the same time
- Measurement category CAT IV 1000 V offers the best-possible safety
- Loop current function: Displays faults in measurement and control equipment

PDMM-20 Pocket digital multimeter



Characteristics

- AC/DC voltage measurement
- Resistance measurement
- Acoustic continuity check
- Contactless voltage testing

Technical data		
Dimension	113 x 53 x 13 mm	
Weight	0.08 kg	
Display	LCD, 6000	
Capacitance	up to 100 μ F	
Voltage measurement	1 mV - 450 V	
Resistance	0.001 k Ω - 6 M Ω	
Frequencymeasurement	10 Hz - 30 kHz	
Measuring category	CAT II 450 V, CAT III 300 V	
Item	Part No.	
PDMM-20 Pocket digital multimeter	50116894v2	
Scope of supply	Part No.	Page
Protective cover		
Test leads		
Battery 3V button cell		

DM-200A Digital multimeter



Characteristics

- Contactless voltage testing
- Automatic and manual range selection
- Large, background lit LC display
- Auto off
- Analogue bar chart
- Optical and acoustic warning in the event of incorrect handling

Technical data		
Dimension	161 x 80 x 50 mm	
Weight	0.34 kg	
Display	LCD, 6000	
Voltage measurement	0.01 mV - 1000 V AC/DC	
Current measurement	0.1 μ A - 8 A AC/DC	
Resistance	0.1 Ω - 60 M Ω	
Frequencymeasurement	10 Hz - 50 kHz sinus wave; 5 Hz - 1 MHz square wave logic level	
Measuring category	CAT II 1000 V, CAT III 600 V, CAT IV 300 V	
Interface	R>S232, USB	
Item	Part No.	
DM-200A Digital multimeter	52047801V2	
Scope of supply	Part No.	Page
TSG-3 test leads	50120344	
Protective cover		
Battery 2 x 1.5 V AAA		
Accessories	Part No.	Page
DMSC-2U Interface kit, for downloading data (DM-200A, DM-210A, DM-510A)	52047947	582



DM-210A Digital multimeter for temperature measurement -50 °C up to +1000 °C



Characteristics

- Includes thermoelement
- Automatic and manual range selection
- Large, background lit LC display
- Automatic shut-off
- Analogue bar chart
- Optical and acoustic warning in the event of incorrect handling

Technical data		
Capacitance	60 nF - 3000 µF	
Voltage measurement	0.01 mV - 1000 V AC/DC	
Current measurement	0.1 µA - 8 A AC/DC	
Resistance	0.1 Ω - 60 MΩ	
Frequency measurement	10 Hz - 50 kHz sinus wave; 5 Hz - 1 MHz square wave logic level	
Measuring category	CAT II 1000 V, CAT III 600 V, CAT IV 300 V	
Temperature measurement	-50 °C up to +1000 °C	
Item	Part No.	
DM-210A Digital multimeter for temperature measurement -50 °C up to +1000 °C	52047802V2	
Scope of supply	Part No.	Page
TSG-3 test leads	50120344	
Protective cover		
Battery 2 x 1.5 V AAA		
Accessories	Part No.	Page
DMSC-2U Interface kit, for downloading data (DM-200A, DM-210A, DM-510A)	52047947	582

DM-510A Digital multimeter, True RMS



Characteristics

- Autocheck function permits the automatic selection of AC V / DC V or resistance with low impedance for ghost-voltage removal
- Contactless voltage detection
- Frequency, temperature and capacity measurement
- Automatic and manual range selection
- Large, background lit LC display
- Max / Min value memory
- Analogue bar chart
- Optical and acoustic warning in the event of incorrect handling

Technical data		
Frequency range	50 Hz - 400 Hz	
Capacitance	60 nF - 3000 µF	
Voltage measurement	0.01 mV - 1000 V AC/DC	
Current measurement	0.1 µA - 8A AC/DC	
Resistance	0.1 Ω - 60 MΩ	
Frequency measurement	5 Hz - 1 MHz	
Measuring category	CAT III 600 V; CAT II 1000 V; CAT IV 300 V	
Temperature measurement	-50 °C up to +1000 °C	
Item	Part No.	
DM-510A Digital multimeter, True RMS	52047803V2	
Scope of supply	Part No.	Page
TSG-3 test leads	50120344	
Temperature sensor, bright finish		
Battery 2 x 1.5 V AAA		
Accessories	Part No.	Page
TC-20 Nylon carrying case for measuring instruments with carrying strap	50075357	583
DMSC-2U Interface kit, for downloading data (DM-200A, DM-210A, DM-510A)	52047947	582



DM-810A Digital multimeter, True RMS



Characteristics

- Automatic and manual range selection
- Large, background lit LC display
- Two measured values at a glance
- TRMS AC + DC
- Optical and acoustic warning in the event of incorrect handling

Technical data		
Capacitance	0.01 nF - 25 mF	
Voltage measurement	0.01 mV - 1000 V AC/DC	
Current measurement	0.1 μ A - 10 A AC/DC	
Resistance	0.1 Ω - 60 M Ω	
Frequencymeasurement	5 Hz - 1 MHz	
Measuring category	CAT IV, 1000 V	
Item	Part No.	
DM-810A Digital multimeter, True RMS	52047805V2	
Scope of supply	Part No.	Page
TSG-3 test leads	50120344	
TC-20 Nylon carrying case for measuring instruments with carrying strap	50075357	583
Battery		
Accessories	Part No.	Page
DMSC-9U Interface kit, for downloading data (DM-810A / DM-820A / DM-860)	52047948	583

DM-820A Digital multimeter, True RMS



Characteristics

- Contactless voltage detection
- Recording of peak value (5 ms peak hold) max, min and max/min results
- Automatic and manual range selection
- Large, background lit LC display
- Automatic shut-off
- TRMS AC + DC
- Optical and acoustic warning in the event of incorrect handling

Technical data		
Capacitance	0.01 nF - 25 mF	
Voltage measurement	0.01 mV - 1000 V AC/DC	
Current measurement	0.1 μ A - 10 A AC/DC	
Resistance	0.1 Ω - 60 M Ω	
Frequencymeasurement	5 Hz - 1 MHz	
Measuring category	CAT IV, 1000 V	
Temperature measurement	-50 °C up to +1000 °C	
Item	Part No.	
DM-820A Digital multimeter, True RMS	52047806V2	
Scope of supply	Part No.	Page
TSG-3 test leads	50120344	
TC-20 Nylon carrying case for measuring instruments with carrying strap	50075357	583
Battery		
Temperature sensor, bright finish		
Accessories	Part No.	Page
DMSC-9U Interface kit, for downloading data (DM-810A / DM-820A / DM-860)	52047948	583

DM-860A Industrial digital multimeter, True RMS



Characteristics

- Capturing Max, Min and Max-Min results
- Recording of peak value (5 ms peak hold) max, min and max/min results
- 5 5/6-place display with a display range of 500 for greater precision
- Carrying out frequency, temperature and capacity measurements as well as diode tests and continuity checks
- Display of the relative measured value offset for checking the relative measured value changes
- Automatic range selection
- Analogue 41-segment bar chart
- Large, background lit LC display
- Temperature measurements to 1000° C

Technical data		
Capacitance	50 nF - 9999 µF	
Voltage measurement	500 mV - 1000 V	
Current measurement	500 µA - 10 A	
Resistance	500 Ω - 50 MΩ	
Frequencymeasurement	5 Hz - 200 kHz sinus wave; 5 Hz - 2 MHz square wave logic level	
Measuring category	CAT IV 1000 V	
Temperature measurement	Type-K, -50 °C up to +1000 °C (-58 °F up to +1832 °F)	
Item	Part No.	
DM-860A Industrial digital multimeter, True RMS	52056268V2	
Scope of supply	Part No.	Page
TSG-3 test leads	50120344	
TC-20 Nylon carrying case for measuring instruments with carrying strap	50075357	583
Temperature sensor, bright finish		
Accessories	Part No.	Page
DMSC-9U Interface kit, for downloading data (DM-810A / DM-820A / DM-860)	52047948	583

DMSC-2U Interface kit, for downloading data (DM-200A, DM-210A, DM-510A)



Characteristics

- For connecting to a serial PC port for saving the data recorded by digital multimeters
- For recording and graphically representing data in real time
- For exporting data for analysis with every type of table calculation program

Technical data	
Connection	Free series COM connector with 9-pin plug/USB.
Monitor	Minimum resolution 640 x 480, 800 x 600 recommended
Fixes disc	Minimum 20 megabyte free memory
Hardware requirements	Processor and working memory must correspond at least to the requirements of Windows
Software requirements	Windows ME/98/95 or Windows XP/2000/NT4/Vista
Item	Part No.
DMSC-2U Interface kit, for downloading data (DM-200A, DM-210A, DM-510A)	52047947



DMSC-9U Interface kit, for downloading data (DM-810A / DM-820A / DM-860)



Characteristics

- For connecting to a serial PC port for saving the data recorded by digital multimeters
- For recording and graphically representing data in real time
- For exporting data for analysis with every type of table calculation program

Technical data	
Connection	Free series COM connector with 9-pin plug/USB
Monitor	Minimum resolution 640 x 480, 800 x 600 recommended
Fixes disc	Minimum 20 megabyte free memory
Hardware requirements	Processor and working memory must correspond at least to the requirements of Windows
Software requirements	Windows ME/98/95 or Windows XP/2000/NT4/Vista
Item	Part No.
DMSC-9U Interface kit, for downloading data (DM-810A / DM-820A / DM-860)	52047948

TC-20 Nylon carrying case with carrying strap for measuring instruments



Characteristics

- With inner pocket for test leads

Suitable for

- Series 200, Series 500 and Series 800 measuring instruments

Item	Part No.
TC-20 Nylon carrying case for measuring instruments with carrying strap	50075357

CONTACTLESS MEASUREMENTS - DIGITAL CLAMP METERS

Quality evident in use. In practice, not every current circuit can be disconnected. Greenlee clamp meters measure currents and voltages without contact. AMP-TIP™ technology permits precise measurements even in confined areas. Numerous functions - one quality.



In brief

- ▶ Measure without disconnecting the cable
- ▶ Suitable for confined areas
- ▶ Easily legible display
- ▶ Contactless measurements to 600 A



► **For alternating currents to 600 A**

The CM-660 is a real lightweight. 185 g lies firmly in the hand thanks to a good grip. Convenient readily legible measurements.

- Contactless measurement of alternating currents up to 600 A
- Sensor for contactless voltage tests
- Lightweight construction saves weight in the tool case
- Built-in deep-pass filter for the most accurate measurements
- Hand grip guarantees very good handling



Expanded functions

The CM-960 is the model that performs several functions. It measures alternating and direct current to 600 A, also non-sinusoidal currents and voltages thanks to the TRMS function (true root mean square).

- Contactless measurement of alternating and direct currents up to 600 A
- Detect voltages without contact
- AMP-Tip technology for precise measurements up to 16 mm² conductor cross-section
- The backlit display guarantees very good legibility



CM-450 Digital clamp meter



Characteristics

- Compact, ergonomic design for measuring in tight spaces
- Data hold function for recording important measurement results
- Acoustic continuity check

Technical data		
Display	LCD	
Current measurement	0.01 A - 400 A AC	
Measuring category	CAT III 600 V	
Jaw size	26 mm	
Item	Part No.	
CM-450 Clamp multimeter	52033579V2	
Scope of supply	Part No.	Page
TC-5 Nylon carrying case for measuring instruments with belt loop	50075888	589
Battery 3 V button cell		
Test leads		

CM-660 Digital clamp meter



Characteristics

- Contactless voltage testing
- AMP TIP™
- Data hold function for recording important measurement results
- Intelligent Automatic Power OFF (APO)
- Record mode for Max/Min/Average

Technical data		
Display	LCD	
Continuity test	yes	
Voltage measurement	0 V - 600 V AC/DC	
Current measurement	0.1 A - 600 A AC	
Resistance	0.1 Ω - 60 kΩ	
Measuring category	CAT III 600 V, CAT IV 300 V	
Jaw size	30 mm	
Item	Part No.	
CM-660 Digital clamp meter	52066379	
Scope of supply	Part No.	Page
TC-10 Nylon carrying case for measuring instruments with belt loop	50075349	589
TSG-3 test leads	50120344	
Battery 2 x 1.5 V AAA		



CM-860 Digital clamp meter



Characteristics

- Particularly suitable for measurements on frequency converters
- Measurement of alternating voltage and alternating current
- Illuminated display
- Longer battery life due to intelligent automatic power-off

Technical data		
Display	LCD	
Voltage measurement	0 V - 600 V AC/DC	
Current measurement	0.1 A - 600 A AC	
Resistance	0.1 - 60 kΩ	
Measuring category	CAT III 600 V, CAT IV 300 V	
Jaw size	30 mm	
Item	Part No.	
CM-860 Digital clamp meter	52066378	
Scope of supply	Part No.	Page
TC-10 Nylon carrying case for measuring instruments with belt loop	50075349	589
TSG-3 test leads	50120344	
Battery 2 x 1.5 V AAA		

CM-960 Digital clamp meter



Characteristics

- Jaw opening 51 mm
- Current measurement AC/DC
- Easy-to-read backlit display for poor lighting conditions
- Peak hold and data hold function for recording measurement results
- Automatic range selection
- Relative zero point mode
- Use of bright conductor

Technical data		
Display	LCD	
Voltage measurement	0 - 600 V AC/DC	
Current measurement	0 - 600 A AC/DC	
Frequency measurement	5 Hz - 999 Hz	
Measuring category	CAT III 600 V, CAT IV 300 V	
Jaw size	35 mm	
Item	Part No.	
CM-960 Digital clamp meter	52066376	
Scope of supply	Part No.	Page
TC-5 Nylon carrying case for measuring instruments with belt loop	50075888	589
TSG-3 test leads	50120344	
Battery 2 x 1.5 V AAA		

CM-1360 Digital clamp meter



Characteristics

- True RMS actual effective value for the most precise measurements
- Illumination of the measuring point
- Easy-to-read backlit display for poor lighting conditions
- Acoustic continuity check
- Longer battery life due to intelligent automatic power-off
- Data hold function for recording measurement results

Technical data		
Display	LCD	
Voltage measurement	0 - 1,000 V AC/DC	
Current measurement	0 - 1,000 A AC/DC	
Resistance	0.1 - 60 kΩ	
Measuring category	CAT III 1,000 V, CAT IV 600 V	
Jaw size	51 mm	
Item	Part No.	
CM-1360 Digital clamp meter	52066374	
Scope of supply	Part No.	Page
TSG-3 test leads	50120344	
TC-30 Nylon carrying case for measuring instruments with belt loop	50075365	589
Battery 2 x 1.5 V AAA		

CM-1560 Digital clamp meter



Characteristics

- Jaw opening 51 mm
- True RMS actual effective value for the most precise measurements
- Particularly suitable for measurements on frequency converters
- Easy-to-read backlit display for poor lighting conditions
- Diode test
- Acoustic continuity check
- Illumination of the measuring point

Technical data		
Display	LCD	
Voltage measurement	0 - 1,000 V AC/DC	
Current measurement	0 - 1,000 A AC/DC	
Frequency measurement	5 Hz - 999 Hz	
Measuring category	CAT III 1,000 V, CAT IV 600 V	
Jaw size	51 mm	
Item	Part No.	
CM-1560 Digital clamp meter	52066372	
Scope of supply	Part No.	Page
TC-30 Nylon carrying case for measuring instruments with belt loop	50075365	
TSG-3 test leads	50120344	589
Battery 2 x 1.5 V AAA		



TC-5 Nylon carrying case for measuring instruments with belt loop

Suitable for

- CM-450



Item	Part No.
TC-5 Nylon carrying case for measuring instruments with belt loop	50075888

TC-10 Nylon carrying case for measuring instruments with belt loop

Suitable for

- CM-660 / CM-860 / CM-960



Item	Part No.
TC-10 Nylon carrying case for measuring instruments with belt loop	50075349

TC-30 Nylon carrying case for measuring instruments with belt loop

Suitable for

- CM-1360 / CM-1560
- Voltage tester GT-55NE / GT-85NE



Item	Part No.
TC-30 Nylon carrying case for measuring instruments with belt loop	50075365

PREDICTABLE SAFETY: MEASURING DEVICES FOR THE MEDIUM AND HIGH VOLTAGE SECTORS

HDE stands for optimised safety. For over 75 years now, the company has tested and developed products for safe and efficient handling of medium and high voltages. Equipment and supply systems in the medium and high voltage sector can be tested accurately, safely and reliably with HDE products.



In brief

- ▶ V-Watch automatically warns of hazardous voltage
- ▶ Phase and voltage tester in one device
- ▶ Voltage display via audible and visual signal
- ▶ Suitable for catenary lines
- ▶ Simple operation



▶ Watches over you: V-Watch

The V-Watch voltage detector from HDE warns of hazardous electrical voltages. The nearer you get to the hazard through electric flashovers, the greater the frequency of the optical and acoustic alarm. The warning signal is preset at a measurement of 4 kV at 2 m distance. The safe distances can also be set in the factory. The V-Watch increases your personal safety when working in environments exposed to electrical voltages.

- Contactless detection of electrical voltages and electrical fields from 2.4 kV AC
- Active even when not switched on
- Warning via optical and acoustic

- Warning becomes more intensive the closer the device gets to the voltage source
- Values can be individually set
- Presetting: 4 kV at 2 m



▶ Numerous functions, one device

The DVM-80 is phase tester and voltmeter in one. Replaceable measuring tips make it suitable for checking the phase balance of catenary lines and transformers. The measurements are easy to read on the large display and even from a few meters away.

- For direct and alternating voltages to 80 kV
- Background-lit display when working at low light levels
- Large display is easy to read even from a distance
- Replaceable measuring tips
- Determining the phase balance on catenary lines and transformers

▶ Measurements to 2000 A

The measuring ranges of the HVA-2000 are adequate for all medium and high voltages: 2000 A alternating current (25-500 Hz) at a voltage of 500 kV does not present a problem. The measurements are easy to read on the large display and even from a safe distance of up to 10 m. The last 4 measurements can be saved, and so the device does not have to be removed from the conductor to obtain each result.

- Current to 2000 A AC at 25-500 Hz
- Can be used to 500 kV
- Automatically saves the last 4 measurements
- Large, illuminated display for better legibility from a great distance
- Simple operation using the one-button principle
- Field of vision is always towards the user

DVM-80 Universal voltage/phase tester



- ▶ Combination voltage and phase tester with two measuring tips
- ▶ Suitable for open wires and earth cables

Characteristics

- Digital kilovolt display
- Digital with backlit display
- Display accuracy of 1 %
- Peak hold function

Technical data

Frequency range	DC and AC up to 1000 Hz
Dimension	Length 460 mm
Ambient temperature	-25 °C to +55 °C
Weight	1.02 kg
Power supply system	9 V battery
Voltage measurement	5 V AC - 40 kV AC (5 V AC - 80 kV AC with add-on resistors)
Measurement accuracy	1 % / 2 % with add-on resistor

Item	Part No.	
Universal voltage/phase tester	DVM-80UVM/K65	
Scope of supply	Part No.	Quantity
Overhead Hook Probe	025-OLPS-5	2
Contact measuring tips	GCP-1	2
Two-pole functional tester	PT-5000B	1
Universal Hotstick Adapter (Shotgun)	HSA-2500	2
Robust carrying case	B-12	1
Battery 9 V		

Digital voltage display sets to 100 kV or 500 kV



- ▶ Large bright LED display
- ▶ Suitable for open wires and earth cables

Characteristics

- Acoustic signal when voltage present
- Voltage display enables distinction between rated and induced voltages
- Measuring tips for busbars and earth cable

Technical data	DVI100T50K02	DVI-500K02
Frequency range	50 Hz	50 Hz
Dimension	110 x 180 x 110 mm	110 x 180 x 110 mm
Ambient temperature	-40 °C to +49 °C	-40 °C to +49 °C
Weight	0.62 kg	0.62 kg
Power supply system	9 V battery	9 V battery
Voltage measurement	100 V AC to 100 kV AC	100 V AC to 500 kV AC
Measurement accuracy	10 %	10 %

Item	Part No.	
DVI-100 Digital voltmeter set	DVI100T50K02	
DVI-500 Digital voltmeter set	DVI-500K02	
Scope of supply	Part No.	Quantity
Overhead Hook Probe, 5 cm Diameter	HP-DVI-2	1
Overhead Hook Probe, 15 cm Diameter (only at 500 kV)	HP-DVI-6	1
Underground Bushing Probe, 15, 25 and 35 kV Class	IEP-DVI-5	1
Proof Tester for Digital Voltage Indicator	PT-DVI	1
Rugged Plastic Case	CS-DVI-5	1



Contactless voltage detectors sets to 4, 69 or 500 kV



- ▶ Battery with 15 min. fast charging for a useful life of more than one day
- ▶ Voltage display via an audible and visual signal
- ▶ Suitable for open wires

Characteristics

- Detection distance of 25 cm
- Two insulated probe connections - for insulated probes with universal coupling and hook insulated probes
- Detects voltages on angled test points

Technical data	PRX4220P	PRX69D220P	PRX-500220P
Frequency range	50 Hz / 60 Hz	50 Hz / 60 Hz	50 Hz / 60 Hz
Dimension	280 x 76 x 50 mm	280 x 76 x 50 mm	280 x 76 x 50 mm
Ambient temperature	-29 °C to +60 °C	-29 °C to +60 °C	-29° C to +60 °C
Weight	0.31 kg	0.31 kg	0.31 kg
Power supply system	integrated battery	integrated battery	integrated battery
Voltage measurement	50 V AC to 4 kV AC	120 V AC to 69 kV AC	120 V AC to 500 kV AC

Item	Part No.
PRX-4 Contactless voltage detector kit	PRX4220P
PRX-69 Contactless voltage detector kit	PRX69D220P
PRX-500 Contactless voltage detector kit	PRX-500220P
Scope of supply	Part No.
Carrying Holster with Belt Clip and Restraining Strap	PRX-HS
Charge Cord with 12 V DC Automotive Jack	PRX-Cord
115 V AC transformer to plug PRX-CORD into 115 V AC - 240 V AC Wall outlet	PRX-XF
Carrying case	PRX-CS

LV-5 Stray voltage detector



- ▶ Detects stray voltages from 5 V AC
- ▶ Robust waterproof housing
- ▶ Suitable for e.g. street lights, wooden power pylons, meter housings and much more.

Characteristics

- Especially light, durable LED
- Integrated tester in the belt pocket

Technical data	
Frequency range	50 Hz / 60 Hz
Dimension	188 x 40 x 30 mm
Weight	0.176 kg
Power supply system	9 V block battery for tester, 2 x 1.5 V AA for LV-5
Voltage measurement	5 V AC up to 600 V AC, above 600 V AC contactless

Item	Part No.
LV-5 Stray voltage detector	LV-5K01
Scope of supply	Part No.
Proof Tester for LV-5	LV-PT
Holster for LV-5 and LV-PT	LV-HS

V-Watch personal voltage detector



- ▶ Protects the user from hazardous electrical voltages
- ▶ Contactless detection of electrical voltages and fields

Characteristics

- Alarm frequency increases the higher the voltage
- Audibly and optically increasing alarm frequency when approaching voltage-carrying plant components
- Warning distance at 4 kV AC is 2.13 m

Technical data

Frequency range	50 Hz / 60 Hz
Dimension	94 x 73 x 31 mm
Ambient temperature	-29 °C to +49 °C
Weight	0.147 kg
Power supply system	9 V block battery for tester
Voltage measurement	from 2.4 kV AC

Item	Part No.
V-Watch personal voltage detector	VW-20HFR
Scope of supply	Part No.
Flame Resistant Carrying Case Lanyard	C-10FRVW

TILT II Transformer tester



- ▶ Quick testing of transformers for short circuits and wire breaks
- ▶ Simple one-button operating concept

Characteristics

- Tests the primary and secondary sides of voltageless transformers
- An alarm tone is signalled when an error is detected
- Especially light LED
- 3 test results are displayed
- With automatic self-test
- Magnetic holder

Technical data

Short	≤ 10 Ohm
Open	≥ 10 Ohm
Transformator O.K.	Minimum inductance 800 µH
Kondensator O.K.	Minimum capacitance 0.5 µF, Maximum capacitance 300 µF
Dimension	146 mm x 88 mm x 38 mm
Weight	0.51 kg
Power supply system	9 V battery for tester

Item	Part No.
TILT II Transformer tester	TL-AST-M
Scope of supply	Part No.
Padded Carrying Bag	B-8



HVA-2000 Digital ammeter for high voltages



- ▶ Large bright display
- ▶ Fast measurement results
- ▶ Suitable for free conductors and earthing cables up to 7 cm diameter

Characteristics

- Easy to handle thanks to small and light design
- Saves the last 4 measured values

Technical data

Frequency range	25 bis 500 Hz
Dimension	100 x 170 x 290 mm
Ambient temperature	-40 °C to +49 °C
Weight	0.8 kg
Power supply system	9 V battery
Voltage measurement	500 kV AC
Current measurement	2,000 A AC
Measurement accuracy	1 %

Item	Part No.
HVA-2000 Digital ammeter for high voltages	HVA-2000
Scope of supply	Part No.
Rugged Plastic Carrying Case	CS-HVA

IT-4 Insulation tester



- ▶ Detects invisible insulation defects
- ▶ Adjustable contact probes
- ▶ Suitable for all types of ceramic and porcelain insulators

Characteristics

- Easy to read thanks to LED display
- An audible signal is emitted in case of error
- Universal coupling for insulated probes
- Supplies fast, secure and reliable test results

Technical data

Weight	1.4 kg
Test voltage	10 kV DC
Power supply system	Rechargeable battery

Item	Part No.
IT-4 Insulation tester	IT-4220P
Scope of supply	Part No.
Standard Side Bent Test Probe	025-02035-SUB
Standard Side Straight Test Probe	025-02040-SUB
220 V AC Charging Adapter	050-02025-220V
Carrying Case	CS-IT4



RT-200 Cable tester



- ▶ Continuous testing of any cable or tape lengths
- ▶ Suitable for cables with a diameter of 0.95 cm to 3.8 cm

Characteristics

- Dielectric state is displayed via a green LED (good) or a red LED (poor)
- An acoustic signal is emitted when a faulty cable section is detected
- Compact and light design
- Integrated battery

Technical data

Dimension 190 mm x 235 mm x 220 mm

Weight 1.27 kg

Power supply system Rechargeable battery

Item	Part No.
RT-200 Cable tester	RT-200220P

Scope of supply	Part No.
220 V AC Charging Adapter	050-02025-220V

Insulated probes



- ▶ No rotating of the tester owed to universal toothed coupling
- ▶ Suitable for all voltage/current testers from HDE

Characteristics

- Telescopic insulated probes with universal toothed coupling
- Variable length of telescopic insulated probe
- Including retention hooks

Item	Part No.
Insulated probes, 1.2 m	567-4
Insulated probes, 1.8 m	567-6
Telescopic insulated probes, max. 6 m	HV-220
Telescopic insulated probes, max. 10.6 m	HV-235



Watchman™



Characteristics

- The Watchman Detector can be activated to visually alert to the presence of an electrical field and can also alert crews that they no longer have active power in the area
- Power button serves dual function, press once on/off function, hold down for self-test to verify battery power and proper functioning of detector
- Once turned on, the Watchman Detector provides a „heartbeat“ pattern to indicate it is actively checking for the presence of high voltage electric fields
- Powerful neodymium magnets allow the detector to be mounted to accessory brackets or any magnetic surface

Suitable for

- Save the working area
- Protection for your carlift or manlift in the medium and high voltage area
- Protection for trucks and construction machines in the medium and high voltage area

Material

- ABS UL 94-HB

Additional information

- The batteries have a life of 2 years storage, 1,000 hours standby / „heartbeat“ mode and 10 hours continuous voltage indication

Technical Data	
Frequency range	50 Hz / 60 Hz
Dimension	height: 36 mm
Ambient temperature	-29 °C up to +49°C
Weight	with battery: 0.227 kg
Diameter	9.7 cm
Power supply system	3 x AAA
Voltage measurement	> 2,400 AC
Article	Part No.
Watchman™	WM01

THERMAL MEASUREMENTS FROM A DISTANCE - TEMPERATURE GAUGES

Greenlee temperature gauges are ideal for preventive maintenance. Infra-red sensors measure without contact, even in confined areas. This allows the temperatures of motors and electrical connections to be measured and read from a safe distance. The measurements are used to identify fault sources in the electrical system.



In brief

- ▶ Contactless measurements, even in confined areas
- ▶ Limit values can be set
- ▶ Automatic warning signals when values deviate
- ▶ Single or dual laser to focus on the measuring range



► Accuracy counts

The TG-1000 can be used for temperatures from -60 °C to 550 °C. When the minimum and maximum values are entered, the user automatically receives an acoustic and optical warning signal if the values are overrun or underrun. Even from a distance of 1.2 m, the TG-1000 measures to an accuracy of 10 cm.

- Optimised measuring range for maintenance tasks
- Single laser for focussing on the measuring point
- Visual resolution 12:1 (measures from 1.2 m away at an accuracy of 10 cm)
- Acoustic and optical warning signal when set values for monitoring limit values are reached



► Double focus for the measuring range

The TG-2000 measures with more accuracy. It clearly marks your measuring range with the dual laser. The visual resolution of 16:1 ensures exact values. Even at a distance of 3.2 m, the temperatures of objects and conductors can be accurately measured to a range of 20 cm. As a result, the TG-2000 guarantees the optimum safe distance to the object being measured.

- Optimum measuring range for maintenance and fault analysis in electrical systems
- Dual laser for focussing on the measuring range
- Acoustic and optical warning signal when defined limit values are reached
- Connection point for thermocouple type K for temperature measurements with contact
- Emission ratio of all standard materials included in the operating instructions



TG-1000 Infrared thermometer



Characteristics

- Lower / upper limit values adjustable
- Display with background illumination for comfortable read-off in all work areas
- Temperature display selectable in Celsius (°C) or Fahrenheit (°F)
- Maximum/minimum temperature, difference and average measurements
- Twin laser for identification of the approximate diameters of the target measuring area
- Bush for type K thermocouple

Suitable for

- Preventative maintenance of switching devices, motors and electrical connections

Technical data	
Monitor	LCD
Optical resolution	12:1
Temperature measurement	-60 °C up to +550 °C
Item	Part No.
TG-1000 Infrared thermometer	52059365

TG-2000 Dual laser infrared thermometer



Characteristics

- Lower / upper limit values adjustable
- Display with background illumination for comfortable read-off in all work areas
- Temperature display selectable in Celsius (°C) or Fahrenheit (°F)
- Maximum/minimum temperature, difference and average measurements
- Twin laser for identification of the approximate diameters of the target measuring area
- Bush for type K thermocouple

Suitable for

- Preventative maintenance of switching devices, motors and electrical connections

Technical data	
Monitor	LCD
Optical resolution	16:1
Temperature measurement	-60 °C up to +625 °C
Item	Part No.
TG-2000 Dual laser infrared thermometer	52059364

TPB Temperature probe for temperatures of -40 °C to +204 °C



Technical data	
Sensor length	1 m ±5 mm (39.4" ±0.2")
Temperature measurement	-40 °C up to +204 °C (-40 °F up to +399 °F)
Thermoelement	Thermocouple type K
Item	Part No.
TPB Temperature probe for temperatures of -40 °C to +204 °C	50075926



IDENTIFY CABLES AND CONDUCTORS WITHIN SECONDS

No time to loose when cables are connected incorrectly. Interruptions must be quickly rectified and cables and conductors must be correctly assigned. Greenlee cable and conductor identifiers provide the required data in the desired units in a matter of seconds. No time wasted with Greenlee.



In brief

- ▶ Evaluation in a matter of seconds
- ▶ Exact length determination from 5 m to 30 km
- ▶ Clear assignment of cables and conductors in the system



► The length gauge

No estimates, precise values for your inventory or stock taking. The CLM-1000E allows to you measure the exact length of the conductor or cable in a matter of seconds. From 5 m to 30 km, the gauge uses the material, the temperature and the cable thickness to measure the actual cable length.

- Measurements in a matter of seconds
- Measures cable and conductor lengths from 5 m to 30 km

- Suitable for copper and aluminium
- Suitable for AWG cross-sections and metric cross-sections
- Reliable measurements for stock taking and inventories
- Cables do not need to be cut to length
- No more time-consuming counting of cable coils required
- With pre-programmed settings



► The identifier

Identify the correct cable or the correct conductor right away with the Greenlee 701K-G. In systems without wiring diagrams or documentation, the wiring is assigned without a problem. Possible break points can be detected based on acoustic signals (warble tones).

- Identification of individual conductors or cables
- Adjustable warble tones for clear identification
- Range of up to 15 km
- Quickly locates break points
- Results within seconds





Classic Tone and Probe Kit 701K-G



Characteristics

- For identifying individual conductors or cables
- Talk battery supply
- Tone generator with crocodile terminals and RJ-11 plug
- 3-colour LED display (identifies WS call voltages)
- Weather-resistant design
- Tone generator with interchangeable tips
- Selectable wobble tone
- Polarity test
- Continuity test

Item	Part No.
Classic Tone and Probe Kit 701K-G	52047869
Scope of supply	Part No.
High-power sound generator 77HPCE	52055781
Inductive amplifier 200 EP-G	52055782
Bag	50086839
Battery 9 V	

CLM-1000E cable length measuring device



- ▶ Saves time – no cutting to length or counting the cable coils
- ▶ Reliable measuring results for inventory management



Characteristics

- To determine cable lengths
- Measurement range between 5 m - 30 km
- Measurement range cross-section between 0.75 mm² - 500 mm² and 18 Kcmill - 1000 Kcmill
- Backlit display
- Hold function
- 20 pre-programmable settings – 8 storage spaces for individual settings
- Automatic shut-off
- Resistance measurements from 0.10 mΩ – 1,999.999 Ω

Suitable for

- Copper and aluminium
- Metric as well as UK and US units

Item	Part No.
CLM-1000E cable length measuring device	52067352
Scope of supply	Part No.
Calibration rod	52067353
KELVIN Klemmen / Messleitungen	52067354
Plastic case	



Classic Tone and Probe Kit 801K/50



Characteristics

- Talk battery supply
- Tone generator with crocodile terminals with pincushion and RJ-11 plug
- 3-colour LED display (identifies WS call voltages)
- Weather-resistant design
- Selectable wobble tone
- Continuity test
- Polarity test
- 50 Hz filter function

Item	Part No.
Classic Tone and Probe Kit 801K/50	50604660
Scope of supply	Part No.
77HP-G/6A Tone generator	52047489
200FP filter sensor	50604678
Bag	50086839
Battery 9 V	

CONTINUOUSLY CONNECTED TO ONE ANOTHER - MEASURING GAUGES AND TESTERS FOR NETWORKS

Correct connections help to achieve non-interrupted communication. Greenlee measuring gauges and testers for networks test screened and non-screened conductors and immediately identify fault sources such as split pair faults, incorrect wiring, broken cables and short circuits. Even in poor light conditions, the measurements are clearly legible on the illuminated display. You rectify faults straight away.



In brief

- ▶ Measurements on screened and non-screened conductors possible
- ▶ Displays the fault position
- ▶ With NVP calibration
- ▶ Easy to operate



▶ NETcat Pro NC-500

The NC-500 tests not only for faults, it can also determine lengths of up to 600 m with the integrated TRD technology. For more accurate assignment, network devices can also be displayed in the environment and NVP calibrations can be performed. The NC-500 is therefore the optimal technical aid for correctly wiring and testing data cables.

- NVP calibration for optimum transmission speed
- Robust design suitable for industrial environment
- Selectable sound signals for cable identification

- For screened and non-screened cables and conductors
- For split pair faults, incorrect wiring, short circuits and broken cables
- Length measurement up to 600 m with integrated TDR technology
- Easy to operate via touch screen
- Illuminated display for optimum legibility
- Displays active network devices (PC and hub)



▶ For correct network connections: NETcat Pro NC-100

Check networks for correct cable connections in a few steps. Simply insert the cable into the device and the test receiver and select the cable type. The test result is displayed immediately and you can see at a glance which point has to be corrected.

- For twisted pair conductors with RJ-45 and RJ-11 plugs or coaxial cable with type F connection
- Easy to operate
- Readily legible thanks to illuminated display
- In conjunction with the 200 E-P inductive amplifier, cables can also be located and identified

- For screened and non-screened cables and conductors
- For split pair faults, incorrect wiring, short circuits and broken cables



NETcat® Micro NC-100 is a wiring tester for testing data, voice and video cables



Characteristics

- Built-in tone generator
- Testing of twisted pair (UTP, STP) and coaxial cables
- Locating short-circuits, breaks, incorrect wiring and split pair errors
- Surge warning feature
- Digital, backlit display
- Telephone (RJ-12), LAN (RJ-45) and coaxial connector (F type) ports
- Integrated remote unit
- Three selectable sound signals for cable identification

Item	Part No.	
NETcat® Micro NC-100	52024541	
Scope of supply	Part No.	Page
Twisted pair, coax and crocodile clips/connecting cable		
Battery		

NETcat® Micro NC-100 in combination with inductive receiver 200EP for cable identification



Characteristics

- Telephone (RJ-12), LAN (RJ-45) and coaxial connector (F type) ports
- Integrated remote unit
- Three selectable sound signals for cable identification
- Testing of twisted pair (UTP, STP) and coaxial cables
- Locating short-circuits, breaks, incorrect wiring and split pair errors

Item	Part No.	
NETcat® Micro NC-100 + 200EP	NC100EP	
Scope of supply	Part No.	Page
NETcat® Micro NC-100	52024541	608
Inductive amplifier 200 EP	52055782	
Test leads		
Battery		

NETcat® Pro NC-500, wiring and network service tester with TDR function



Characteristics

- Length measurement using TDR function up to 600 m
- Four selectable tone signals for cable identification
- Displays active network devices (PC or hub) in 10/100 Base-T networks
- NVP calibration
- ID detection of up to eight remote units with optional NC-510 accessory kit
- Testing of twisted pair (UTP, STP) and coaxial cables
- Locating short-circuits, breaks, incorrect wiring and split pair errors

Item	Part No.	
NETcat® Pro NC-500	52024556	
Scope of supply	Part No.	Page
Twisted pair, coax and crocodile clips/connecting cable		
Battery		



Technical Appendix



Technical notes on the various crimping types	i-2
Legend of pictograms used for type of conductors	i-2

Legend of pictograms used for connecting materials	i-3
---	------------

Special properties of connecting materials	i-4
Material properties	i-4
Electrical properties	i-4
Mechanical properties	i-4
Assignment of cables and conductors	i-5

Processing instructions for connecting materials	i-6
Assembly instructions for cable lugs and connectors	i-6
Assembly instructions for sleeves for type VHR and VHD compacted conductors	i-7
Processing instructions for reduction sleeves	i-7
Assembly instructions for full tension Al/steel connectors to DIN 48085, part 3	i-7
General notes	i-8

Processing instructions for screw connectors	i-9
---	------------

Conversion charts	i-10
--------------------------	-------------

Check-list for custom made cable lugs and connectors	i-11
---	-------------



General technical information	i-12
Cable pulling technology – Typical applications	i-12
Measuring categories	i-13
Metric cable glands EN 50262	i-14
Holemaking systems	i-14
Hydraulic punches	i-14
Standards and norms	i-15

Alphanumeric Index	i-16
---------------------------	-------------



Technical notes on the various crimping types

	Pressung	Beschreibung	Anwendungsbereich
	Hexagonal crimping	for crimping tubular copper cable lugs and connectors "standard type", tubular cable lugs for switchgear connections, compression cable lugs and connectors to DIN 46235/DIN 46267, aluminum cable lugs and connectors	6 – 1000 mm ²
	Indent crimping	for crimping tubular copper cable lugs and connectors "standard type", tubular cable lugs for switchgear connections, solderless terminals to DIN 46234 and pin cable lugs to DIN 46230, insulated solderless terminals, tubular cable lugs and connectors for fine stranded conductors, nickel tubular cable lugs and connectors, stainless steel tubular cable lugs and connectors	0.75 – 400 mm ²
	Oval crimping	for crimping tubular double compression cable lugs, C-clamps, insulated tubular cable lugs and connectors, insulated pin cable lugs and compression joints to DIN 48217, insulated cable connectors	0.1 – 185 mm ²
	Indent crimping	for crimping copper tubular cable lugs and connectors "standard type", tubular cable lugs for switchgear connections, tubular cable lugs and connectors for fine stranded conductors	6 – 400 mm ²
	Double indent crimping	for crimping copper tubular cable lugs and connectors "standard type", tubular cable lugs for switchgear connections, nickel tubular cable lugs and connectors, stainless steel tubular cable lugs and connectors	4 – 95 mm ²
	Trapezoid crimping	for crimping cable end-sleeves and twin cable end-sleeves	0.14 – 240 mm ²
	Indent crimping	for crimping cable end-sleeves and twin cable end-sleeves	0.5 – 35 mm ²
	Square crimping	for crimping cable end-sleeves and twin cable end-sleeves	0.14 – 16 mm ²
	Roll crimping	for crimping non-insulated receptacles and cable end-sleeves DIN 46228, part 2	0.1 – 6 mm ²
	Round crimping	for crimping cable end-sleeves and twin cable end-sleeves	0.14 – 16 mm ²
		of 90° and 120° sector-shaped conductors	10 sm – 300 sm 35 se – 300 se
	Quad-point indent crimping	for crimping copper tubular cable lugs and connectors "standard type", tubular cable lugs for switchgear connections, tubular cable lugs and connectors for fine stranded conductors	10 – 300 mm ²
	Four point crimping	for crimping turned pin receptacles and pin connectors	0.1 – 4 mm ²
	Special trapezoid crimping	particularly for crimping cable end-sleeves with compacted fine stranded conductors	10 - 240 mm ²
	Gas-tight oval crimping	Crimp quality according to automotive standards	

Legend of pictograms used for type of conductors

	Type of cables		Type of cables
	Solid conductor (class 1 according to DIN EN 60228) made of bright or coated soft-annealed copper, aluminium or aluminium alloy		Solid sector shaped conductor 90° (class 1 according to DIN EN 60228) made of aluminium or aluminium alloy
	Multi-stranded conductor (class 2 according to DIN EN 60228) made of bright or coated soft-annealed copper, aluminium or aluminium alloy		Compacted multi-stranded sector shaped conductor 120° (class 2 according to DIN EN 60228) made of bright or coated soft-annealed copper, aluminium or aluminium alloy
	Compacted multi-stranded conductor (class 2 according to DIN EN 60228) made of bright or coated soft-annealed copper, aluminium or aluminium alloy		Compacted multi-stranded sector shaped conductor 90° (class 2 according to DIN EN 60228) made of bright or coated soft-annealed copper, aluminium or aluminium alloy
	Fine stranded conductor (class 5 according to DIN EN 60228) made of bright or coated soft-annealed copper		Copper conductor for overhead lines (DIN 48201-1) and aluminium or aluminium alloy conductors (DIN EN 50182)
	Superfine stranded conductor (class 6 according to DIN EN 60228) made of bright or coated soft-annealed copper		Conductor for overhead lines (DIN EN 50182) made of aluminium / steel
	Solid sector shaped conductor 120° (class 1 according to DIN EN 60228) made of aluminium or aluminium alloy		



Legend of pictograms used for connecting materials

	Designation
	Copper compression cable lugs, double crimp (double cable entry)
	Tubular cable lugs and connectors – Cu, standard type
	Insulated cable lugs and connectors; standard type
	Tubular cable lugs and connectors for fine stranded conductors
	Tubular cable lugs and connectors for solid conductors
VA 	Tubular cable lugs and connectors – stainless steel
Ni 	Tubular cable lugs and connectors – Ni
DIN 	Compression cable lugs and connectors to DIN – Cu
	Solderless terminals, connectors and pin terminals to DIN – Cu
	Insulated solderless terminals
	Sleeves for compacted conductors and sector-shaped conductors – Cu
Aldrey 	Compression cable lugs and connectors for Aldrey cables
Al/St 	Compression cable lugs and connectors for Al/St cables
Al 	Compression cable lugs and connectors to DIN – Al
Al/Cu 	Compression cable lugs and connectors – Al/Cu
	C-clamps
	H-clamps
	Cable end-sleeves
	Twin cable end-sleeves
	Insulated cable connections
	Non-insulated receptacles



Material properties

Information on materials used for copper and aluminum cable lugs and connectors

- All copper tubular cable lugs, solderless terminals, pin terminals and the corresponding connectors are manufactured from Cu to DIN 13600.
- Cable end-sleeves to DIN 46228 part 1 and part 4 are manufactured from Cu to DIN EN 13600.
- Aluminum compression cable lugs and connectors are manufactured from E-Al 99.5 to DIN 1712.

Electrical properties

- The maximum current load of our cable connections in conjunction with insulated conductors can be found in the chart below.

Nominal cross-section mm ²	Group 1 One or more single-core conductors laid in conduits		Group 2 Multi-core conductors, e. g. sheathed conductors, conduit wires, lead-sheathed conductors, flat webbed conductors, flexible cables		Group 3 Overhead single-core conductors with clearance of at least their diameter	
	Cu (A)	Al (A)	Cu (A)	Al (A)	Cu (A)	Al (A)
0.75	–	–	12	–	15	–
1	11	–	15	–	19	–
1.5	15	–	18	–	24	–
2.5	20	–	26	–	32	–
4	25	–	34	–	42	–
6	33	–	44	–	54	–
10	45	–	61	48	73	57
16	61	48	82	64	98	77
25	83	65	108	85	129	103
35	103	81	135	105	158	124
50	132	103	168	132	198	155
70	165	–	207	163	245	193
95	197	–	250	197	292	230
120	235	–	292	230	344	268
150	–	–	335	263	391	310
185	–	–	383	301	448	353
240	–	–	453	357	528	414
300	–	–	504	409	608	479
400	–	–	–	–	726	569
500	–	–	–	–	830	649

Values applicable only at an ambient temperature of 30 °C

Mechanical properties

- The connections produced according to the assembly instructions with our tools comply with the tensile strength requirements of the standards IEC 61238-1, DIN EN 60999 and DIN EN 60352-2.

i **Please note,** that crimping solderless cable connections using tools from other manufactures does not guarantee a proper connection. We recommend only the use of solderless cable connections from **Klauke®** using **Klauke®** tools.



Assignment of cables and conductors

a) Copper

- Our copper cable lugs and connectors are suitable for connecting copper cables according to DIN EN 60228 and copper conductors DIN 48201 part 1. Please use the table below.

b) Aluminium

- Our aluminium cable lugs and connectors are suitable for connecting aluminium cables according to DIN EN 60228 and aluminium conductors according to DIN EN 50182. Please use the table below.



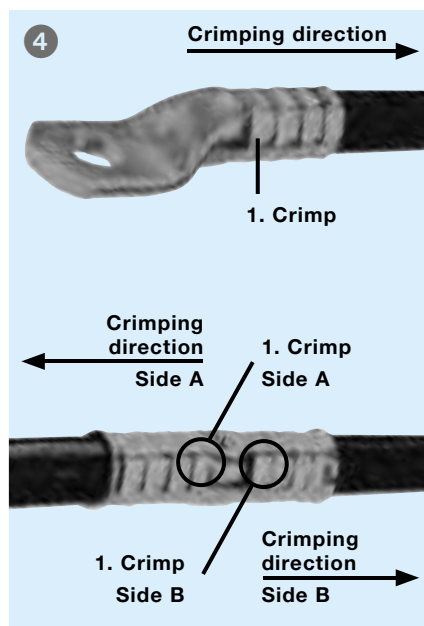
Sector-shaped conductors must be rounded with pre-rounding tools before assembly.

Cross-section compatibility chart for cable lugs and connectors for copper and aluminium conductors

- With the help of this table you can determine the cross-section of your conductor in case of doubt. The minimum diameter of the conductor is for the classes 1 and 2 (not compacted). For classes 5 and 6 are defined by the conductance rather than the minimum diameter. Therefore, no specification can be made regarding the minimum diameter.

Nominal cross-section mm ²	Type of conductor acc. to DIN EN 60228								
	Copper conductors					Aluminium conductors			
	Round conductor solid, class 1	Round conductor multi-stranded, class 2	Round conductor multi-stranded compacted, class 2		Round conductor fine and superfine, class 5 and class 6	Round conductor solid, class 1		Round conductor multi-stranded compacted, class 2	
	Max. conductor dia. mm	Max. conductor dia. mm	Max. conductor dia. mm	Max. conductor dia. mm	Max. conductor dia. mm	Max. conductor dia. mm	Max. conductor dia. mm	Max. conductor dia. mm	Max. conductor dia. mm
0.5	0.9	1.1	–	–	1.1	–	–	–	–
0.75	1	1.2	–	–	1.3	–	–	–	–
1	1.2	1.4	–	–	1.5	–	–	–	–
1.5	1.5	1.7	–	–	1.8	–	–	–	–
2.5	1.9	2.2	–	–	2.4	–	–	–	–
4	2.4	2.7	–	–	3	–	–	–	–
6	2.9	3.3	–	–	3.9	–	–	–	–
10	3.7	4.2	3.6	4	5.1	3.4	3.7	3.6	4
16	4.6	5.3	4.6	5.2	6.3	4.1	4.6	4.6	5.2
25	5.7	6.6	5.6	6.5	7.8	5.2	5.7	5.6	6.5
35	6.7	7.9	6.6	7.5	9.2	6.1	6.7	6.6	7.5
50	7.8	9.1	7.7	8.6	11	7.2	7.8	7.7	8.6
70	9.4	11	9.3	10.2	13.1	8.7	9.4	9.3	10.2
95	11	12.9	11	12	15.1	10.3	11	11	12
120	12.4	14.5	12.3	13.5	17	11.6	12.4	12.3	13.5
150	13.8	16.2	13.7	15	19	12.9	13.8	13.7	15
185	15.4	18	15.3	16.8	21	14.5	15.4	15.3	16.8
240	17.6	20.6	17.6	19.2	24	16.7	17.6	17.6	19.2
300	19.8	23.1	19.7	21.6	27	18.8	19.8	19.7	21.6
400	22.2	26.1	22.3	24.6	31	21.2	22.2	22.3	24.6
500	–	29.2	25.3	27.6	35	24	25.1	25.3	27.6
630	–	33.2	28.7	32.5	39	27.3	28.4	28.7	32.5
800	–	37.6	–	–	–	30.9	32.1	–	–
1000	–	42.2	–	–	–	34.8	36	–	–





Assembly instructions for cable lugs and connectors

- 1 Strip conductor in line with insertion depth (+ 10 % because of length change of crimp sleeve).
- 2 The conductor ends must be cleaned mechanically prior to assembly.
- 3 Insert conductor fully into cable lug or connector.
- 4 Observing the crimping direction, crimp the cable lug or connector using the appropriate tools. The crimping direction for cable lug and connector is indicated in the diagram opposite.
- 5 Remove excess compound emerging from aluminum cable lugs and connectors.

We recommend the following number of crimps for individual cross sections:

Cross-section mm ²	Tubular cable lugs			Cable lugs DIN 46235		Al-Cable lugs		
	5 mm Crimping die	width Crimping dies	EKM60ID	5 mm Crimping die	width Crimping dies	7 mm Crimping die	width Crimping dies	EKM60ID
6	1			2				
10	1			2				
16	1	1	1	2	1	4	2	2
25	2	1	1	2	1	4	2	2
35	2	1	1	2	1	5	2	2
50	2	1	1	3	1	5	2	2
70	2	1	1	3	1	6	3	3
95	2	1	1	4	2	6	3	3
120	2	1	1	4	2	6	3	3
150	2	1	1	4	2	6	3	3
185	2	1*	1*	4	2	6	3	3
240	4	2	2	5	2	8	3	3
300	4	2			2 (17 mm)** 5 (7 mm)***	8	3	
400	4	2			3		4	
500					3		4	
625					3			
800					3			
1000					3			

* when using quad-point indent crimping (HK60VP, EK60VP/FT etc.) Number of crimping operations: 2

** Crimp with crimping dies of Series 25 and Series 45

*** Crimp with crimping dies of Series 13



Attention: When crimping F-series cable lugs and solderless terminals according to DIN 46234 by using indent crimping dies, for each cross section only one crimp is necessary.



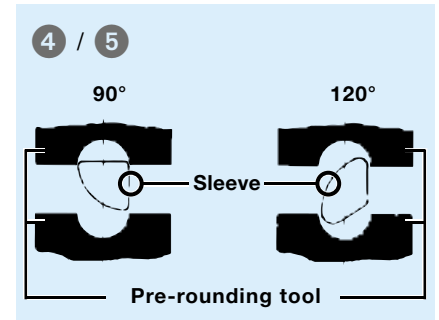
Assembly instructions for sleeves for type VHR and VHD compacted conductors

We recommend the use of additional VHR and VHD sleeves for compacted round conductors to ensure that the tubular cable lugs and connectors fit accurately.

For sector-shaped conductors, we recommend the use of additional sector sleeves VHR 3 or VHR 4 and VHD 3 or VHD 4 with Cu cable lugs and connectors to prevent the conductor recoil. Sleeves need to be rounded with pre-rounding tools.

Please note:

- 1 Ensure that the conductor is deformed as little as possible when cutting to length.
- 2 Strip the conductor insulation in line with the insertion length.
- 3 Slip the sleeve up to the front cut edge of the conductor.
- 4 Place the conductor and sleeve in the pre-rounding tool as per the diagram.
- 5 Crimp the sleeve
 - a) Crimping operation as per the diagram (1st pre-crimp)
 - b) Crimp turned through 90° (2nd pre-crimp)
 - c) Crimp turned through 30° (finish-crimp)
 - d) Crimp turned through 30° as required (finish-crimp)




Instructions for fitting reduction sleeves

Only wide hydraulic crimping dies to be used when crimping more than two cross-sections.

Assembly instructions for full tension Al/steel connectors to DIN 48085, part 3

The connectors consist of an Al sleeve (E-Al 99.5) and a soft steel sleeve (St 52).

- 1 Straighten cable ends, remove dirt and any oxide layer.
- 2 Slip the Al-compression joint onto one of the cable ends.
- 3 Tie off the cable end and strip the Al cores.
- 4 Tie off Al and steel cores.
- 5 Slip on the steel sleeve and crimp through according to the crimping marks.
- 6 Slide the Al sleeve centrally over the crimped steel sleeve and crimp according to the crimping marks



Caution: Do not crimp in the centre, in the area of the steel connector. Do not crimp in the area of the cones.

- 7 Remove excess compound after crimping the connector.



Warning: The compound must not be removed, either fully or partially, prior to assembly.

The tool dies can be assigned either by colour-coding, or preferably based on the code assigned to the cross-section. The dies for the steel sleeve have a black finish, those for the Al sleeve are zinc-coated.

General information:

The crimping process has to be continued until the dies are completely closed, otherwise a proper crimp cannot be guaranteed.



General notes

Crimping dies:

The crimping dies of the series 18 as well as the series 25 correspond in the external dimensions of DIN 48083 part 1 or part 3. For all interchangeable dies, for mechanical tools as well as hydraulic tools, the series D (= for DIN cable lugs and connectors 46235 and 46267) and the series A (aluminium cable lugs and connectors as well as aluminium/copper cable lugs and connectors) the hexagonal dimensions are of DIN 48083 part 4.

Surfaces:

All mentioned dies are supplied "chrome-yellow" or „blue coated“ for copper and "galvanized" for aluminum and nickel.

Testing of our copper and aluminium connecting material was carried out with the following maximum torque on the connecting bolt.

Size of thread	Tightening torque (Nm)	Size of thread	Torque (Nm)
M 5	5	M 12	75
M 6	9	M 14	120
M 7	15	M 16	190
M 8	22	M 20	380
M 10	44		



Assembly instruction for screw connectors

Because they are detachable connecting elements, screw connectors are used preferably for heat-shrunk or cast resin joints. However, they also can be used in all other types of cable joints. Four-screw connectors are especially suitable for multi-stranded conductors, since the longer connector length increases the transverse conductance of the individual wires and the contact resistance decreases accordingly. In addition, higher pull-out values are achieved. Barrier type four-screw connector clamps are suitable for cables with mass-impregnated paper insulation.

In an electrolyte-free, e.g. dry environment, aluminum as well as copper conductors can be combined. This also applies in combination with heat-shrunk hoses. If conductors of different materials (e.g. Cu and Al cables) have to be connected, a barrier type connector is recommended.

While identical types of cables (e.g. NAYY-NAVY) can be used with non-barrier types of connectors for unequal cables (e.g. NAYY-NAKBA), plastic or earth cables, the use of connectors with barrier as an oil stop is recommended.

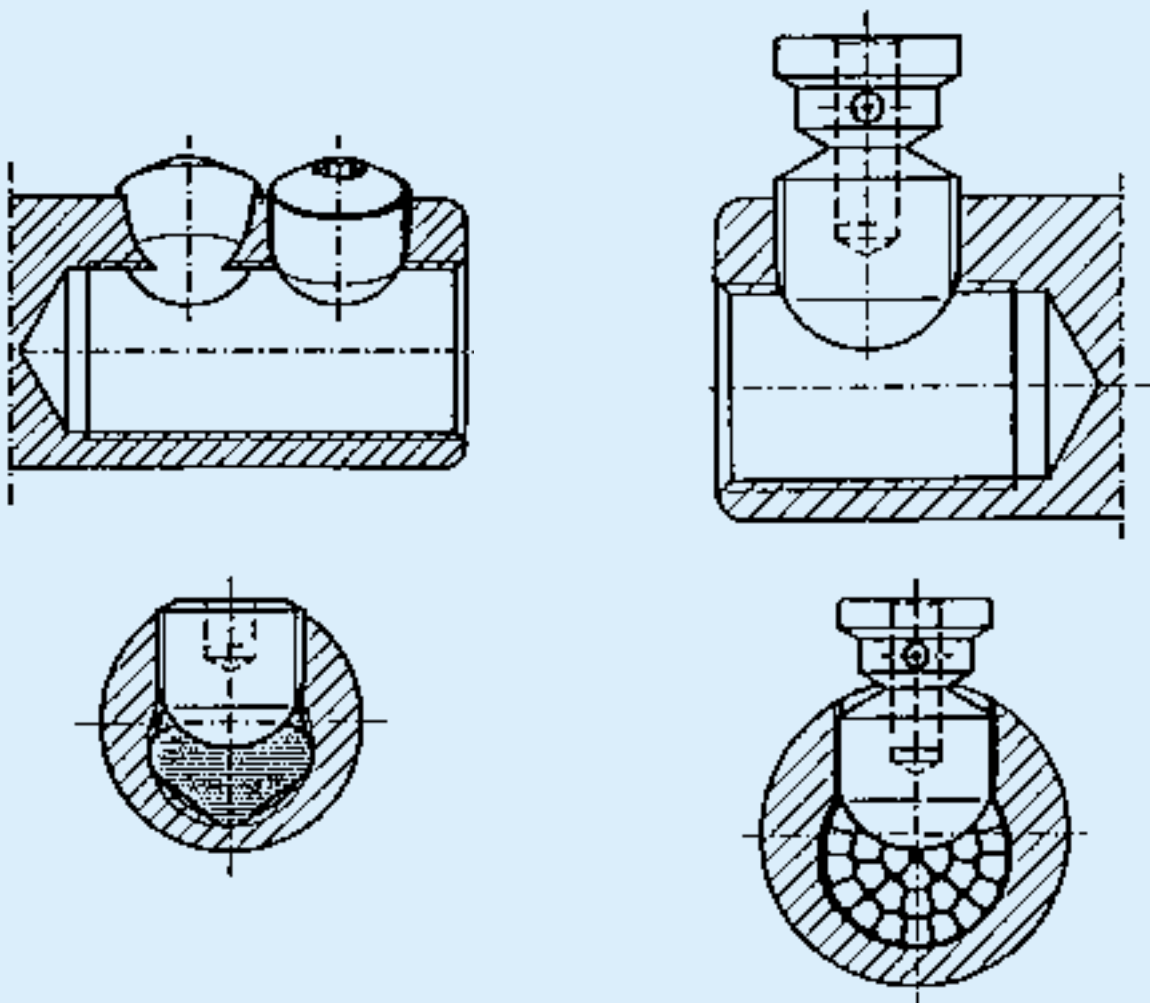
Insertion depth of conductors is controlled either by the conductor stop at the barrier, or by inspection hole on screw connectors without barrier.

In addition to the conventional screw connectors, we offer screw connectors with shear-off heads. The benefit of this design is the defined tightening torque, which is pre-determined by the maximum transferable torque at the rated breaking point. This contact force defined by the manufacturer guarantee optimum electrical and mechanical properties (DIN EN 61238). No torque wrenches are required for assembly of this connector type.

With standard screw connectors, the required contact pressures are reached at approx. 80 % of the specified torque. Over-crimping beyond the torque specified for the connector must be avoided.

The cross-grooves on the conductor channels allow high tensile forces to be transmitted. The tensile forces of our screw connectors correspond to compression joints to DIN 46267, part 2, with identical cross section.

The screws are treated with a high-gliding, molybdenum sulphide-based lubricant. This guarantees adequate contact pressure with a relatively low tightening torque.





Assignment of conductor cross sections (AWG or MCM sizes to mm²)

AWG	Metric conductor cross-section mm ²	Comparable conductor cross-section mm ²	MCM	Metric conductor cross-section mm ²	Comparable conductor cross-section mm ²
27	0.102	–	250	127	120
26	0.128	0.14	300	152	150
25	0.163	–	350	177	185
24	0.205	0.2	400	203	–
23	0.259	0.25	500	253	240
22	0.325	0.34	600	304	300
21	0.412	–	700	355	–
20	0.519	0.5	800	405	400
19	0.653	–	900	456	–
18	0.823	0.75	1000	507	500
17	1.04	1	1250	633	625
16	1.31	–	1500	760	800
15	1.65	1.5	1750	887	–
14	2.08	–	2000	1010	1000
13	2.63	2.5			
12	3.31	–			
11	4.15	4			
10	5.27	6			
9	6.62	–			
8	8.35	–			
7	10.6	10			
6	13.3	–			
5	16.8	16			
4	21.2	–			
3	26.7	25			
2	33.6	35			
1	42.4	–			
1/0	53.4	50			
2/0	67.5	70			
3/0	85	95			
4/0	107.2	120			

British and American units of measurement

Length units		Area units		Volume units		Fluid volume units		Weight	
1 mil	0.0254 mm	1 sq. in.	645.1 mm ²	1 cu. in.	16.386 cm ³	1 pint	0.568 l	1 grain	0.059 g
1 inch (Zoll)	25.4 mm	1 sq. ft.	0.093 m ²	1 cu. Ft.	0.028 m ³	1 quart	1.136 l	1 ounce	28.349 g
1 foot	0.3048 m	1 sq. yd.	0.836 m ²	1 cu. Yd.	0.764 m ³	1 engl. gallon	4.554 l	1 pound (lb)	0.454 kg
1 yard	0.9140 m					1 am gallon	3.785 l	1 engl. ton	1.016 t
1 mile	1.6090 km					1 quarter	290.790 l	1 am. ton	0.907 t
						1 bushel	36.350 l		



Check-list for custom made cable lugs and connectors

Customer / Company:

Address:

Contact person:

Customer No.:

E-Mail:

Tel.:

Technical data

Type of conductor*:

Cross-section (cable)*:

Application / Use*:

Crimping tool*:

Similar Klauke item*:

Commercial Data

Batch size / Annual requirement*: einmalig

Partial shipments*: 1 2 3

Additional agreements:

Cable lugs und Verbinder

Material*: Cu Al Ni V4A V2A

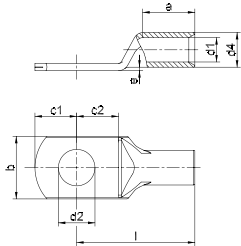
Other:

Surface*: tin-plated bright nickel-plated

Other:

* Required fields

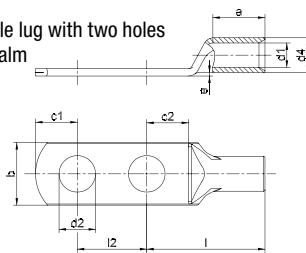
Cable lug



Dimension d4
Dimension d1
Dimension d2
Dimension a
Dimension l
Dimension b
Dimension c1
Dimension c2
Dimension e

Inspection hole Yes No

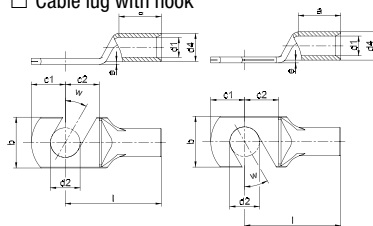
Cable lug with two holes in palm



Dimension d4
Dimension d1
Dimension d2
Dimension a
Dimension l
Dimension b
Dimension c1
Dimension c2
Dimension e

Inspection hole Yes No

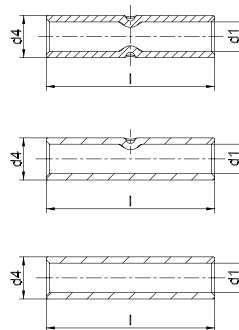
Cable lug with hook



Dimension d4
Dimension d1
Dimension d2
Dimension a
Dimension l
Dimension b
Dimension c1
Dimension c2
Dimension e
Angle wh

Inspection hole Yes No

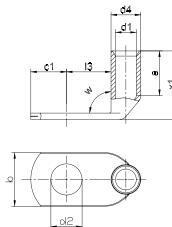
Connector



Dimension d4
Dimension d1
Dimension l

Number of butt marks: 0 / 1 / 2

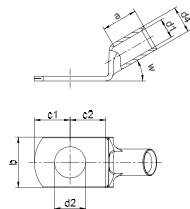
Angle cable lug from 30° to 90°



Dimension d4
Dimension d1
Dimension d2
Dimension a
Dimension x1
Dimension b
Dimension c1
Dimension l3
Angle w1

Inspection hole Yes No

Angle cable lug up to 30°



Dimension d4
Dimension d1
Dimension d2
Dimension a
Dimension b
Dimension c1
Dimension c2
Angle wh
Angle w1

Inspection hole Yes No

Other types acc. to your sketches/remarks (extra sheet):

Drawings and dimensions: Please fill in all required dimensions (see dimension chart) and necessary data.

Date:

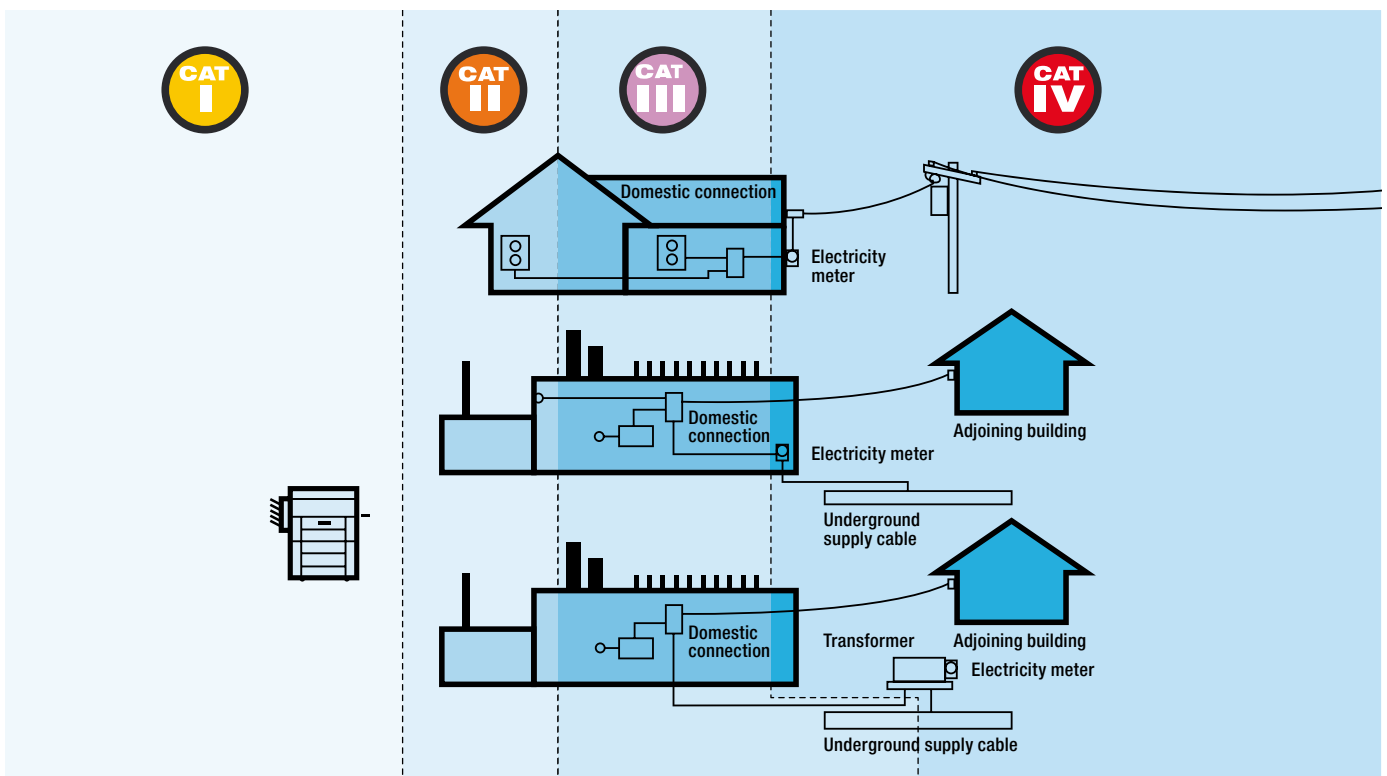
Signature (customer):



Cable pulling technology – Typical applications

Type	Tape diameter	Tube diameter	Pressure energy	Min. curve radius	Breaking strength	Tensile force with start/end sleeve	Recommended length	
	ø mm	ø mm	kg	mm	kg	kg	m	
	Speedy Spinner	3	16 - 32	+++	160	400	110	20-30 (+ 2-3)
	Dura Spinner	3.6	16 - 32	+++	100	250	140	10 - 30
	Flexi Spinner	4.5	16 - 32	+++	100	250	140	10-25
	Smart Butler	4.5	40 - 60	+++	310	1200	>200	40-60 (+ 3-5)
	Smart Butler	6	50 - 80	+++	400	2000	>300	40-80 (2-3)
	Smart Butler	7.5	63 - 100	+++	500	3000	>400	20-30 (+ 3-5)
		9	63 - 125	+++	620	4500	>500	20-30 (+ 3-5)
		11	63 - 150	+++	770	7500	>700	150-250 (+ 3-5)
	Polyester	4.5	16 - 32	+++	100	250	140	10-25
	Nylon, Perlon®	4	16 - 25	+	80	280	120	10-20
	Steel	4	16 - 25	+	100	900	115	10-20

for trade for industry





Measuring categories

Protective values which greatly exceed the nominal capacity of a system are stipulated in the standards of the IEC categories. Without this additional protection, transient overvoltages which occur with increasing regularity may cause serious or fatal injuries.

Measurement Category I

is the signal level for telecommunications and electronic equipment.

Measurement Category II

is the local level for permanently connected devices or devices not operated by means of a fixed connection - including all types of illumination from household devices to office equipment such as copy machines. Can also be used in Category I ranges.

Measurement Category III

is the distribution level for fixed main or bypass flow circuits. These electric circuits are usually separated by at least one level of transformer barrier of Category IV (public utility or other high-voltage power source). Can also be used in Category II and Category I ranges.

Measurement Category IV

is the main electric supply level. Greenlee is setting new standards by offering equipment that meets the highest protective values of IEC standards and which are certified accordingly. Can be used in all category ranges.

Greenlee equipment – checked and certified for compliance with norms by an independent party. This catalogue states the category for many Greenlee devices, indicating that these devices comply with the various IEC categories (II, III or IV). All these references represent the categories confirmed in tests by independent testing organisations – giving you additional assurance.

The right type of protection for the task at hand. No matter where you may need overvoltage protection – select a device which has at least the nominal capacity suitable for the work you are carrying out.



Elektronics

- lectronic equipment
- Equipment with low current usage and surge voltage limit protection



Domestic appliances, computers, televisions

- Wall outlets and long bypass flow circuits
- All wall outlets which are distant more than 10 m from a Category III source
- All wall outlets which are distant more than 20 m from a Category VI source



MC switch panel etc.

- Feeds and short bypass current circuits
- Distributor panels
- Wall outlets for large devices with “short” connections to the domestic connection



Outdoor transformers, electricity meters etc.

- Outdoor and domestic connection
- Supply line from the utility pole to the building
- Overhead line to the free-standing building
- Underground line to well pump

Metric cable glands for electrical installation EN 50262

The new European standard EN 50262 defines conditions for all manufacturers of electrical appliance housings and all electrical installation.

It's scope includes cables and conductors for control cabinets, distributor housings, junction boxes, domestic connections, installation boxes, equipment housings etc.

EN 50262 replaces the Pg thread (steel tank pipe thread) used for all housing designs for decades with a metric thread. Sizes Pg 7 to Pg 48 are being replaced by ISO M 6 to M75.








Greenlee holemaking tools in ISO sizes acc. to EN 50262

ISO sizes	mm	Slug-Buster® punch	Slug-Splitter® punch	HSS hole saws	Step bits
12	12.5	✓			
16	16.5	✓	✓		✓
20	20.5	✓	✓	✓	✓
25	25.5	✓	✓	✓	✓
32	32.5	✓	✓		✓
40	40.5	✓	✓		✓
50	50.5	✓	✓	✓	
63	63.5	✓	✓	✓	

Holemaking systems

Round punch	Operation	Capacity	Hole size
Slug-Buster®	Manual, Hydraulic punches	max. 3.0 mm in St 37	12.5 to 64.0 mm
Slug-Splitter®	Hydraulic punches	max. 3.5 mm in V2A	15.2 to 64.0 mm
Speed Punch™	Hydraulic punches	3.5 mm in St 37	16.2 to 64.0 mm
Standard	Manual, Hydraulic punches	max. 3.0 mm in St 37	66.7 to 144.1 mm
Special shaped punches	Operation	Capacity	Hole size
Special shaped punches	Manual, Hydraulic punches	max. 3.0 mm in St 37 bzw. 1.5 mm in V2A	See data for the individual punches

Hydraulic punches

			Description
	LS 50 FLEX Battery powered hydraulic punching tool	LS 50 FLEX	- with micro-processor control - 60 kN punching force - punches up to 3.0 mm St 37 and up to 3.5 mm V2A, depending on hole size
	LS 60-L Battery powered hydraulic punching tool	LS60L	- with micro-processor control - 60 kN punching force - punches up to 3.0 mm St 37 and up to 3.5 mm V2A, depending on hole size
	Hydraulic punch Quick Draw™ 7804E	50342916	- ideal for fast, frontal punching - 80 kN punching force - punches up to 3.0 mm St 37 and up to 3.5 mm V2A, depending on hole size
	Hydraulic punch Quick Draw 90™ 7904E	50342991	- rectangular cylinder head rotatable around 180° - maximum flexibility in narrow working spaces - 80 kN punching force - punches up to 3.0 mm St 37 and up to 3.5 mm V2A, depending on hole size
	Hydraulic punch with hand pump	50159062	- compact design of punch, pump and cylinder - 110 kN punching force - punches up to 3.0 mm St 37 and up to 3.5 mm V2A, depending on hole size
	Hydraulic punch with foot pump	50250973	- foot pump leaves both hands free for operating the punch - 110 kN punching force - punches up to 3.0 mm St 37 and up to 3.5 mm V2A, depending on hole size
	Hand hydraulic punch Flex Draw	52033843	- rectangular cylinder head rotatable around 180° - maximum flexibility in narrow working spaces - 80 kN punching force - punches up to 3.0 mm St 37 and up to 3.5 mm V2A, depending on hole size

Standards for cabling

A number of standardisation committees that define the technical features of cabling systems have been in existence since 1993. These directives must be observed when planning and setting up networks.

Full volumes can be obtained from specialist bookshops.

International standards

International Standards are published by the ISO (International Standards Organisation). In Europe these international directives are used for information purposes.

ISO/IEC IS 11801	Description of the performance requirements for a general cabling system	IEC 1156-1	Basic specification
IEC 1156	Multi-core and symmetrical conductors for digital message transmission	IEC 1156-2	Framework specification for service cables IEC1156-3 Framework specification for patch and equipment connecting cables
		IEC 1156-4	Framework specification for building connecting and rising cables

European standards

In collaboration with national standard institutes, the European Committee for Electrical Standardisation CENELEC (Comite Europeen de Normalisation Electrotechnique) has published European standards that are based on the international ISO/IEC 11801 and hence normative for Europe.

EN 50173	Description of the performance requirements for a general cabling system (EN 50173 also refers to HD 608 and also EN 55022)	EN 50168	Framework specification for patch and equipment connecting cables
608	General specification for symmetrical conductors for digital message transmission	EN 50169	Framework specification for building connection and rising cables
EN 50167	Framework specification for service cables	EN 55022	Framework specification for electromagnetic compatibility (EMC). This specification contains threshold values and measuring procedures for radio interference of data processing equipment.

American standards

The American standards are published by the EINTIA (Electronic Industries Association / Telecommunication Industries Association) an American Joint Venture.

TSB 36	Framework specification for symmetrical data cables (100 Ohm, unsheathed)	EIA/TIA 568	Framework specification for cabling systems
TSB 40	Framework specification for passive components (100 Ohm, unsheathed)		



Technical Appendix

Alphanumeric Index

Part No.	Page	Part No.	Page	Part No.	Page	Part No.	Page
101R5	56	110R12	57	133R	64	1620C35	78
101R6	56	110R14	57	134R	64	1620C4	78
101R8	56	110R16	57	135R	64	1620C5	78
1020	159	110R20	57	136DP12	63	1620C6	78
1020V	160	111R10	57	136DP212	63	1620K	80
102R5	56	111R12	57	136R	64	1620L	81
102R6	56	111R14	57	137DP12	63	162R	22
102R8	56	111R16	57	137DP212	63	162R5	58
1030	159	111R20	57	137R	64	162R545	60
1030V	160	112R12	57	138DP12	63	162R6	58
103R10	56	112R14	57	138DP212	63	162R645	60
103R12	56	112R16	57	138R	64	162R8	58
103R6	56	112R20	57	139DP12	63	162R845	60
103R8	56	1130	164	139DP212	63	163010	74
104R10	56	113R14	57	13R12	15	163012	74
104R12	56	113R16	57	13R14	15	16303	74
104R6	56	113R20	57	13R16	15	163035	74
104R8	56	114R14	57	13R20	15	16304	74
1050	159	114R16	57	13SG10	16	16305	74
1050V	160	114R20	57	13SG12	16	16306	74
105R10	56	1150	164	13SG16	16	16308	74
105R12	56	115R16	57	147D212	62	1630C3	78
105R14	56	115R20	57	148D212	62	1630C35	78
105R6	56	116R16	57	148R	22	1630C4	78
105R8	56	116R20	57	149D212	62	1630C5	78
106R10	57	117R16	57	149R	22	1630C6	78
106R12	57	117R20	57	14R12	15	1630K	80
106R14	57	118R16	57	14R14	15	1630L	81
106R16	57	118R20	57	14R16	15	163R	22
106R8	57	11R10	15	14R20	15	163R10	58
107R10	57	11R12	15	150B	29	163R1045	60
107R12	57	11R14	15	150B10	29	163R12	58
107R14	57	11R16	15	150B12	29	163R1245	60
107R16	57	11R20	15	150D212	62	163R6	58
107R8	57	11SG10	16	150R	22	163R645	60
108R10	57	11SG12	16	151D212	62	163R8	58
108R12	57	11SG16	16	151R	22	163R845	60
108R14	57	120B	29	152D212	62	164R10	58
108R16	57	120B10	29	152R	22	164R1045	60
108R8	57	120B12	29	153R	22	164R12	58
109R10	57	120B16	29	154R	22	164R1245	60
109R12	57	121R	64	155R	22	164R6	58
109R14	57	122R	64	156R	22	164R645	60
109R16	57	123R	64	157R	22	164R8	58
109R20	57	124R	64	158R	22	164R845	60
10B	29	125R	64	159R	22	165010	74
10B10	28	126R	64	160R	22	165012	74
10B5	28	127R	64	161R	22	16504	74
10B6	28	128R	64	161R5	58	16505	74
10B8	28	129R	64	161R545	60	16506	74
10R10	15	12R10	15	161R6	58	16508	74
10R12	15	12R12	15	161R645	60	1650C4	78
10R14	15	12R14	15	162010	74	1650C5	78
10R16	15	12R16	15	162025	74	1650C6	78
10R20	15	12R20	15	16203	74	1650C8	78
10R8	15	12SG10	16	162035	74	1650K	80
10SG10	16	12SG12	16	16204	74	1650L	81
10SG12	16	12SG16	16	16205	74	165210	74
10SG6	16	130R	64	16206	74	165212	74
10SG8	16	131R	64	16208	74	16525	74
110R10	57	132R	64	1620C3	78	16526	74



Part No.	Page
16528	74
1652C5	78
1652C6	78
1652K	80
1652L	81
165310	74
165312	74
16535	74
16536	74
16538	74
1653C6	78
1653C8	78
1653K	80
1653L	81
165410	75
165412	75
165416	75
16545	75
16546	75
16548	75
1654K	80
1654L	81
165510	75
165512	75
165516	75
16556	75
16558	75
1655K	80
1655L	81
165610	75
165612	75
165616	75
16566	75
16568	75
1656K	80
1656L	81
165710	75
165712	75
165716	75
16576	75
16578	75
1657K	80
1657L	81
165810	75
165812	75
165816	75
16588	75
1658K	80
1658L	81
165910	75
165912	75
165916	75
16598	75
1659K	80
1659L	81
165R10	58
165R1045	60
165R12	58
165R1245	60
165R14	58
165R1445	60

Part No.	Page
165R8	58
165R845	60
166010	75
166012	75
166016	75
1660K	80
1660L	81
166112	75
166116	75
166212	75
166216	75
1666	144
1668	144
166GR	142
166GRL	142
166R10	58
166R1045	60
166R12	58
166R1245	60
166R14	58
166R1445	60
166R16	58
166R1645	60
166R8	58
166R845	60
1676	144
1678	144
167H	142
167HL	142
167R10	59
167R1045	61
167R12	59
167R1245	61
167R14	59
167R1445	61
167R16	59
167R1645	61
167R8	59
167R845	61
1686	144
1688	144
168R10	59
168R1045	61
168R12	59
168R1245	61
168R14	59
168R1445	61
168R16	59
168R1645	61
168T	142
168TL	142
1696	144
1698	144
1690	142
1690H	142
1690K	142
169R10	59
169R1045	61
169R12	59
169R1245	61
169R14	59

Part No.	Page
169R1445	61
169R16	59
169R1645	61
169R20	59
169R2045	61
16B	29
16B10	28
16B12	28
16B6	28
16B8	28
1706	144
1708	144
170R10	59
170R1045	61
170R12	59
170R1245	61
170R14	59
170R1445	61
170R16	59
170R1645	61
170R20	59
170R2045	61
170W	143
170WH	143
170WK	143
170WL	143
1716	144
1718	144
171G	143
171GH	143
171GK	143
171GL	143
171R10	59
171R1045	61
171R12	59
171R1245	61
171R14	59
171R1445	61
171R16	59
171R1645	61
171R20	59
171R2045	61
1720	167
17210	144
17212	144
17218	144
1726	144
1728	144
172R12	59
172R1245	61
172R14	59
172R1445	61
172R16	59
172R1645	61
172R20	59
172R2045	61
172RH	143
172RK	143
172RL	143
172RM	143
172RO	143

Part No.	Page
1730	167
1730AZ	167
17312	144
17318	144
1738	144
173B	143
173BH	143
173BL	143
17410	144
17412	144
17418	144
174GR	143
174GRH	143
174GRL	143
1750	167
17512	144
17518	144
175S	143
175SL	143
17612	145
17618	145
176E	143
176EL	143
17712	145
17718	145
177GR	143
177GRL	143
17816	145
17818	145
17822	145
178BR	143
178BRL	143
179B	143
179BL	143
17R	21
1800	143
1800L	143
181R	67
18201A	167
18202	167
18203	167
18203AZ	167
18251	167
18251A	167
182R	67
1830	169
18303	167
18303AZ	167
183R	67
184R	67
185B	29
185B10	29
185B12	29
185B16	29
185R	67
186R	67
187R	67
188R	67
189R	67
18R	21
190R	67



Part No.	Page	Part No.	Page	Part No.	Page	Part No.	Page
191R	67	222R	97	270R10	94	2R12	14
192R	67	2230	169	270R12	95	2R5	14
193R	67	2235	169	270R16	95	2R6	14
19R	21	223R	97	270R20	95	2R8	14
1R10	14	224R	97	271R10	95	300B	29
1R12	14	2250	169	271R12	95	300B12	29
1R5	14	225R	97	271R16	95	300B16	29
1R6	14	226R	97	271R20	95	302R6	109
1R8	14	227R	97	2720	168	302R8	109
2010	171	228R	97	272R10	95	303R10	109
2020	171	229R	97	272R12	95	303R8	109
2025	171	22R	21	272R16	95	304R10	109
202R6	96	230R	97	272R20	95	304R8	109
202R8	96	231R	97	2730	168	305R10	109
2030	171	232R	97	273R12	95	305R12	109
2035	171	233R	97	273R16	95	306R10	109
203R10	96	234R	97	273R20	95	306R12	109
203R8	96	235R	97	274R12	95	307R10	109
2040	170	23R	21	274R16	95	307R12	110
2045	170	240B	29	274R20	95	308R10	110
204R10	96	240B12	29	2750	168	308R12	110
204R8	96	240B16	29	2755	169	308R16	110
205R10	96	243R	101	275R12	95	309R12	110
205R12	96	244R	101	275R16	95	309R16	110
2060	170	245R	101	275R20	95	30R	21
206R10	96	246R	101	2760	169	310R12	110
206R12	96	247R	101	2765	169	310R16	110
2070	170	248R	101	2770	170	310R20	110
2075	170	249R	101	2775	170	311R12	110
207R10	96	24R	21	2780	170	311R16	110
207R12	96	250R	101	2785	170	311R20	110
2080	170	251R	101	2790	170	312R12	110
2083	170	252R	101	27R	21	312R16	110
208R10	96	253R	101	284R16	100	312R20	110
208R12	96	25B	29	285R25	100	313R16	110
208R16	96	25B10	28	286R25	100	313R20	110
2090	170	25B12	28	286R35	100	314R16	110
209R12	96	25B6	28	287R25	100	314R20	110
209R16	96	25B8	28	287R35	100	31R	21
20R	21	25R	21	287R50	100	322R10	111
2100	170	263R10	94	288R25	100	322R16	111
2105	170	263R8	94	288R35	100	323R10	111
210R12	96	264R10	94	288R50	100	323R16	111
210R16	96	264R12	94	288R70	100	324R10	111
210R20	96	264R8	94	289R50	100	324R16	111
2115	170	265R10	94	289R70	100	324R25	111
211R12	96	265R12	94	289R95	100	324R35	111
211R16	96	265R8	94	28R	21	324R416	111
211R20	96	266R10	94	290R120	100	324R425	111
2123	171	266R12	94	290R70	100	324R50	111
212R12	96	266R8	94	290R95	100	325R16	111
212R16	96	267R10	94	291R120	100	325R25	111
212R20	96	267R12	94	291R150	100	325R35	111
213R16	96	267R8	94	292R120	100	325R50	111
213R20	96	268R10	94	292R150	100	325R616	111
2140	171	268R12	94	292R95	100	325R625	111
2145	171	268R16	94	295AD	102	325R635	111
214R16	96	269R10	94	296AD	102	326R16	111
214R20	96	269R12	94	297AD	102	326R25	111
21R	21	269R16	94	29R	21	326R35	111
2220	169	26R	21	2R10	14	326R50	111



Part No.	Page	Part No.	Page	Part No.	Page	Part No.	Page
327R120	112	35B8	28	415R	98	43R1045	19
327R16	111	363R10	108	416R	98	43R12	17
327R25	112	363R8	108	417R	98	43R1245	19
327R35	112	364R10	108	418R	98	43R5	17
327R50	112	364R12	108	419R	98	43R545	19
327R70	112	364R8	108	41R10	17	43R6	17
327R95	112	365R10	108	41R1045	19	43R645	19
328R120	112	365R12	108	41R12	17	43R8	17
328R16	112	365R8	108	41R1245	19	43R845	19
328R25	112	366R10	108	41R5	17	44R10	17
328R35	112	366R12	108	41R545	19	44R1045	19
328R50	112	366R8	108	41R6	17	44R12	17
328R70	112	367R10	108	41R645	19	44R1245	19
328R95	112	367R12	108	41R8	17	44R14	17
329R120	112	368R10	108	41R845	19	44R1445	19
329R35	112	368R12	108	420R	98	44R5	17
329R50	112	368R16	108	421R	98	44R545	19
329R70	112	3698	145	422R	98	44R6	17
329R95	112	369R12	108	423R	98	44R645	19
32R	21	369R16	108	424R	98	44R8	17
330R120	112	3708	145	425R25	99	44R845	19
330R150	112	370R12	108	426R35	99	455R	102
330R16	112	370R16	108	427R35	99	456R	102
330R25	112	370R20	108	427R50	99	457R	102
330R35	112	3718	145	428R50	99	458R	102
330R50	112	371R10	108	428R70	99	459R	102
330R70	112	371R12	108	429R70	99	45R10	17
330R95	112	371R16	108	429R95	99	45R1045	19
331R120	112	371R20	109	42R10	17	45R12	17
331R150	112	3720	168	42R1045	19	45R1245	19
331R185	112	3725	168	42R12	17	45R14	17
331R50	112	3728	145	42R1245	19	45R1445	19
331R70	112	372R10	109	42R5	17	45R16	17
331R95	112	372R12	109	42R545	19	45R1645	19
332R120	112	372R16	109	42R6	17	45R6	17
332R150	112	372R20	109	42R645	19	45R645	19
332R185	112	3735	168	42R8	17	45R8	17
332R240	112	3738	145	42R845	19	45R845	19
332R50	112	373R12	109	430R120	99	46910	141
332R70	112	373R16	109	430R70	99	4696	141
332R95	112	373R20	109	430R95	99	4698	141
333R120	112	374R12	109	431R120	99	46R10	18
333R150	112	380/+	146	431R150	99	46R1045	20
333R185	112	380/-	146	431R70	99	46R12	18
333R240	112	380/0 bis 9	146	431R95	99	46R1245	20
333R300	112	380/A bis Z	146	43210	146	46R14	18
33R	21	3R10	14	4328	146	46R1445	20
344R	113	3R12	14	432R120	99	46R16	18
345R	113	3R5	14	432R150	99	46R1645	20
346R	113	3R6	14	432R185	99	46R20	18
347R	113	3R8	14	43312	146	46R2045	20
348R	113	405R	98	4338	146	46R6	18
349R	113	406R	98	433R150	99	46R645	20
34R	21	407R	98	433R185	99	46R8	18
350R	113	408R	98	433R240	99	46R845	20
351R	113	409R	98	43410	146	47010	141
352R	113	410R	98	434R300	99	47012	141
353R	113	411R	98	43512	146	4706	141
35B	29	412R	98	43612	146	4708	141
35B10	28	413R	98	43712	146	47110	141
35B12	28	414R	98	43R10	17	47112	141



Technical Appendix

Alphanumeric Index

Part No.	Page	Part No.	Page	Part No.	Page	Part No.	Page
4716	141	49R14	18	50042386	418	50053051	429
4718	141	49R1445	20	50042408	418	50053078	429
47210	141	49R16	18	50042424	418	50054473	419
47212	141	49R1645	20	50042459	419	50054481	419
47218	141	49R20	18	50042467	419	50063626	419
4726	141	49R2045	20	50042475	419	50063634	419
4728	141	49R8	18	50042483	419	50065866	418
47312	141	49R845	20	50042491	419	50065874	418
47318	141	4R10	14	50042505	419	50067273	420
4738	141	4R12	14	50042513	419	50067281	420
47410	141	4R14	14	50042521	419	50067290	420
47412	141	4R5	14	50042564	419	50068920SET	454
47418	141	4R6	14	50042572	419	50069292	462
47512	141	4R8	14	50042580	419	50069497SET	460
47518	141	50000420	423	50042599	419	50069519	421
47612	141	50008722	565	50045989	421	50069527	421
47618	141	50008730	565	50045997	421	50069535	421
47712	142	50008749	565	50046012	421	50069543	421
47718	142	50016962	561	50046020	421	50069551	421
47816	142	50024086	418	50046039	421	50069560	421
47818	142	50024094	418	50046055	421	50069578	421
47822	142	50024337	418	50046071	421	50069586	421
47916	142	50024434	419	50046080	421	50069594	421
47918	142	50024450	419	50046098	421	50069608	421
47925	142	50031708	424	50046110	421	50069616	421
47R10	18	50031961	564	50046136	421	50069624	421
47R1045	20	50039865	418	50046144	421	50069632	421
47R12	18	50039903	418	50046381	425-428, 430	50069640	421
47R1245	20	50039911	418	50046527	419	50069659	421
47R14	18	50039989	418	50046535	419	50069667	421
47R1445	20	50039997	418	50046543	419	50069691	462
47R16	18	50040022	418	50046551	419	50069721	420
47R1645	20	50040030	418	50046799	423	50069780	419
47R20	18	50040103	418	50046853	419	50069845	467
47R2045	20	50040111	418, 420	50046861	419	50069853	467
47R6	18	50040138	419, 420	50047345	418	50069861	467
47R645	20	50040405	423	50047353	418	50069870	467
47R8	18	50040421	423	50047361	418	50069888	467
47R845	20	50040588	419	50052110	447	50069900	468
48020	142	50040596	419	50052128	479	50069969	418
48025	142	50040618	419, 420	50052144	481	50069977	419
48121	142	50040626	419	50052152	481	50070444	418
48225	142	50040634	419, 420	50052160	481	50075349	589
48327	142	50041754	419	50052241	479	50075357	583
48432	142	50041770	419	50052250	479	50075365	589
48R10	18	50041800	419	50052276	480	50075888	589
48R1045	20	50041835	419	50052284	480	50075926	600
48R12	18	50041878	419	50052292	480	50115286	480
48R1245	20	50041886	423	50052306	480	50115294	480
48R14	18	50042181	423	50052314	480	50115308	480
48R1445	20	50042238	418	50052322	480	50115316	480
48R16	18	50042246	418	50052330	480	50115324	480
48R1645	20	50042254	418	50052357	480	50115332	480
48R20	18	50042262	418	50052373	480	50115340	480
48R2045	20	50042297	418	50052381	480	50115359	480
48R8	18	50042300	418	50052446	425, 426, 428, 429	50115367	480
48R845	20	50042327	419	50052659	419	50115375	480
49R10	18	50042335	419	50052667	419	50115383	480
49R1045	20	50042343	419	50053027	429	50115391	480
49R12	18	50042351	418	50053035	429	50115413	411
49R1245	20	50042378	418	50053043	432	50115472	444



Part No.	Page	Part No.	Page	Part No.	Page	Part No.	Page
50115723	426	50244779	418	50306626	567	50320041	418, 420
50116304	468	50250973	444	50306642	567	50320068	418, 420
50116894v2	578	50253417	418	50306669	567	50320084	418, 420
50125630SET	461	50253425	418	50306685	567	50320114	419, 420
50125700	412	50253441	418	50307584	567	50323989SET	455
50132849	490	50253492	419	50308599	557	50328034SET	455
50153323	565	50253506	419	50310100	566	50339672	424
50159062	443	50253514	419	50310127	566	50341367	565
50159119	445	50253603	419	50310143	566	50341375	565
50176870	419	50253611	419	50310240	567	50341383	565
50176900	419	50253727	419	50310267	567	50342916	436
50176978	418	50253832	419	50310283	567	50342991	437
50177001	418	50254030	419	50310305	567	50343629	565
50183311	418	50254278	418	50310321	567	50344013	466
50186353	419	50254286	418	50311174	421	50344030	466
50188860	418	50265342	436	50311190	421	50344102	466
50188879	418	50273612	446	50311204	421	50344110	466
50188909	418	50273833	565	50311220	421	50344200	430
50188917	419	50273841	565	50311239	421	50344218	428
50188925	419	50273868	565	50311247	421	50344293	430
50189050	419	50273884	565	50311255	421	50344366	430
50189069	419	50273892	565	50311263	421	50344374	430
50190946	565	50273906	565	50311280	421	50344447	430
50191314	458	50281542	421	50311298	421	50347330	425-430
50191772	459	50281550	421	50311310	421	50351583	420
50191780	459	50281569	421	50311328	421	50351591	418, 420
50191799	459	50281577	421	50311336	421	50351605	420
50191802	459	50281585	421	50311352	421	50351613	419, 420
50191810	459	50281593	421	50313533	490	50351621	418, 420
50191829	459	50281607	421	50314823	567	50351630	420
50191837	459	50281615	421	50314831	567	50351648	418, 420
50191845	459	50281623	421	50314840	567	50351656	420
50199757	419	50281631	421	50317563	420	50351664	420
50199765	419	50281658	421	50317571	420	50351672	420
50199773	419	50281666	421	50317580	420	50351680	418, 420
50199781	419	50292099SET	460	50317598	420	50351699	420
50199803	419	50294512	424	50317601	420	50351770	420
50206672	418	50294520	424	50317610	420	50351788	420
50206680	418	50300083	466	50318721	424	50351796	420
50206702	418	50305581	566	50319620	420	50351800	420
50206710	418	50305603	566	50319639	420	50351818	420
50206737	418	50305620	566	50319647	420	50351826	420
50206761	419	50305646	566	50319655	420	50351923	418
50206788	419	50305662	566	50319663	420	50351931	418
50206796	419	50305689	566	50319671	420	50352075	568
50211153	418	50305700	566	50319698	420	50352083	568
50212141	419	50305727	566	50319701	420	50356119SET	452
50212168	419	50305743	566	50319710	420	50356143SET	453
50213164	418	50305760	566	50319736	420	50356151SET	452
50214896	419	50305786	566	50319752	420	50356160SET	453
50214918	419	50305808	566	50319760	420	50356178SET	454
50215191	419	50305824	566	50319787	420	50357468	561
50225634	418	50305840	566	50319892	420	50357476	561
50225642	418	50305867	566	50319906	420	50360183	466
50225650	418	50305883	566	50319914	420	50360205	466
50225669	419	50305905	566	50319930	420	50360221	466
50225677	419	50305921	566	50319957	420	50361716	420
50225685	419	50305948	566	50319965	420	50361724	420
50244590	418	50305964	566	50319981	420	50361732	419, 420
50244620	418	50306588	567	50320025	418	50362780	420
50244760	418	50306600	567	50320033	418, 420	50362798	418, 420





Part No.	Page	Part No.	Page	Part No.	Page	Part No.	Page
50362828	418	50600460	425	50602373	420	512RLD	66
50362844	420	50600478	425	50602381	427	51300430	418, 420
50364022	466	50600486	425	50602390	427	51320090	419, 420
50364146	466	50600494	425	50602420	427	513R	66
50364898	421	50600508	425	50602438	427	513RLD	66
50364901	421	50600516	425	50602462	420	514R	66
50365061	418	50600524	425	50602497	427	514RLD	66
50365088	420	50600532	425	50602500	427	51600790	428
50366904	448	50600540	425	50602586	425-429	51601020	429
50366912	449	50600559	425	50604660	605	51601030	429
50366920	447	50600567	425	50610045	426	51601050	429
50366939	448	50600575	425	50610076	426	51601060	429
50368826	418	50600583	425	50610106	426	51601080	429
50369105	418	50600591	425	50610137	426	51601090	429
50371541	462	50600605	425	50610281	425	51601110	429
50371550	462	50600613	425	50610809	428	51601160	432
50371568	462	50600621	425	50610830	428	51R10	18
50371576	462	50600630	425	50610861	428	51R1045	20
50377299	498	50600648	425	50610892	428	51R12	18
50381721	418, 419	50600656	425	50610922	428	51R1245	20
50383167	498	50600664	425	50610953	428	51R14	18
50385224	462	50600672	425	50611257	427	51R1445	20
50455753	550	50600680	425	50611264	427	51R16	18
50455770	549	50600699	425	506R	66	51R1645	20
504R	66	50600702	425	506RLD	66	51R20	18
504RLD	66	50600710	425	50766797	451	51R2045	20
505R	66	50600729	425	50766803	451	52020113	432
505RLD	66	50600737	425	50766919	480	52024541	608
50600010	426	50600745	425	50767640	426	52024556	608
50600028	426	50600753	425	50767657	426	52033579V2	586
50600036	426	50600761	425	507R	66	52033580	574
50600087	426	50600770	428	507RLD	66	52033816	431
50600095	426	50600788	428	508R	66	52033817	431
50600141	426	50600982	428	508RLD	66	52033818	431
50600150	426	50601016	429	509R	66	52033819	431
50600168	426	50601040	429	509RLD	66	52033820	431
50600176	426	50601075	429	50B	29	52033831	431
50600184	426	50601105	429	50B10	28	52033832	431
50600192	426	50601121	429	50B12	28	52033843	437
50600206	426	50601130	432	50B8	28	52034233	454
50600214	426	50601148	424	50R10	18	52041709	560
50600230	426	50601156	432	50R1045	20	52041741	560
50600249	426	50601172	432	50R12	18	52041743	560
50600257	425	50601180	432	50R1245	20	52041745	560
50600265	425	50601202	425, 426, 429	50R14	18	52041746	560
50600273	425	50601271	427	50R1445	20	52041747	560
50600303	425	50601652	425-429	50R16	18	52041748	561
50600311	425	50601660	432	50R1645	20	52041749	561
50600320	425	50601679	424	50R20	18	52041750	560
50600338	425	50601687	426	50R8	18	52041751	560
50600346	425	50601695	426	50R845	20	52041752	561
50600354	425	50601709	426	51040060	418	52041753	561
50600362	425	50601717	426	51040080	418	52045040	419, 420
50600370	425	50601733	426	51069720	418	52045296	425
50600389	425	50601741	426	51069740	419	52045297	425
50600397	425	50601768	426	510R	66	52045298	425
50600400	425	50601776	426	510RLD	66	52045300	425
50600419	425	50601784	426	51147220	418, 420	52046100	426, 431
50600427	425	50601792	426	511R	66	52046101	426, 431
50600435	425	50602349	426	511RLD	66	52047801V2	578
50600451	425	50602357	425, 426	512R	66	52047802V2	579



Part No.	Page	Part No.	Page	Part No.	Page	Part No.	Page
52047803V2	580	52055381	568	52057758	459	52074600	558
52047805V2	581	52055382	568	52057760	459	52074650	558
52047806V2	581	52055383	564	52057761	459	523R	65
52047817	422	52055384	564	52057762	459	524R	65
52047818	422	52055385	557	52057763	459	525R	65
52047869	604	52055386	557	52057764	459	526R	65
52047947	582	52055389	558	52057765	459	527R	65
52047948	583	52055390	558	52057766	459	528R	65
52049407	575	52055391	558	52057767	459	529R	65
52049408	575	52055392	558	52057768	459	52R10	18
52055270	556	52055423	426	52057769	459	52R1045	20
52055271	556	52055431	422	52057770	459	52R12	18
52055272	556	52055432	422	52057771	459	52R1245	20
52055273	556	52055433	422	52057773	459	52R14	18
52055274	556	52055434	422	52057774	459	52R1445	20
52055275	556	52055435	422	52057775	459	52R16	18
52055276	556	52055436	422	52057776	459	52R1645	20
52055277	556	52055437	422	52057777	459	52R20	18
52055278	556	52055438	422	52057778	459	52R2045	20
52055279	556	52055439	422	52057779	459	530R	65
52055280	556	52055439SET	449	52057780	462	531R	65
52055281	556	52055440	422	52057781	462	532R	65
52055282	557	52055440SET	450	52057782	462	533R	65
52055283	557	52055684	411	52057801	459	534R	65
52055284	557	52056268V2	582	52057802	459	535R	65
52055285	557	52057722	458	52057803	459	536R	65
52055286	557	52057723	458	52057804	459	53R12	18
52055287	557	52057724	458	52057805	459	53R1245	20
52055292	556	52057725	458	52058591	431	53R14	18
52055293	556	52057726	458	52058592	431	53R1445	20
52055294	556	52057727	458	52059292SET	460	53R16	18
52055295	556	52057728	458	52059293SET	460	53R1645	20
52055296	556	52057729	458	52059294SET	460	53R20	18
52055298	559	52057730	458	52059295SET	460	53R2045	20
52055299	559	52057731	458	52059364	600	54R12	18
52055300	559	52057732	458	52059365	600	54R1245	20
52055313	562	52057733	458	52063422	574	54R14	18
52055315	562	52057734	458	52065998	422	54R1445	20
52055316	562	52057735	458	52065999	422	54R16	18
52055325	562	52057736	458	52066001	422	54R1645	20
52055326	562	52057737	458	52066002	422	54R20	18
52055327	562	52057738	458	52066021	422	54R2045	20
52055328	562	52057739	458	52066022	422	551R	119
52055337	562	52057740	458	52066023	422	552R	119
52055338	562	52057741	458	52066024	422	553R	119
52055339	562	52057742	458	52066025	422	554R	119
52055340	562	52057743	458	52066026	422	555R	119
52055341	562	52057744	458	52066027	422	556R	119
52055347	562	52057745	458	52066028	422	557R	119
52055348	562	52057746	458	52066029	422	558R	119
52055349	562	52057747	458	52066030	422	559R	119
52055350	562	52057748	458	52066031	422	560R	119
52055351	562	52057749	458	52066032	422	561R	119
52055352	562	52057750	458	52066033	422	562R	119
52055359	562	52057751	458	52066034	422	563R	119
52055360	562	52057752	458	52066372	588	567-4	596
52055361	562	52057753	458	52066374	588	567-6	596
52055362	562	52057754	459	52066376	587	56C4	51
52055378	568	52057755	459	52066378	587	56C5	51
52055379	568	52057756	459	52066379	586	56N4	50
52055380	568	52057757	459	52067352	604	56N5	50



Part No.	Page	Part No.	Page	Part No.	Page	Part No.	Page
572R6	118	604R12	25	620C5	157	65516	76
573R6	118	604R14	25	620C6	157	6556	76
573R8	118	604R5	25	622R	27	6558	76
574R8	118	604R6	25	623R	27	65610	76
575R8	118	604R8	25	624R	27	65612	76
57C4	51	605R10	25	625R	27	65616	76
57C5	51	605R12	25	626R	27	6566	76
57C6	51	605R14	25	627R	27	6568	76
57N4	50	605R16	25	628R	27	65710	77
57N5	50	605R6	25	62N6	50	65712	77
57N6	50	605R8	25	62N8	50	65716	77
584R10	118	606R10	26	62R	52	6576	77
584R8	118	606R12	26	63010	156	6578	77
585R10	118	606R14	26	6303	156	65810	77
585R12	118	606R16	26	63035	156	65812	77
585R8	118	606R20	26	6304	156	65816	77
586R10	118	606R6	26	6305	156	65910	77
586R12	118	606R8	26	6306	156	65912	77
587R10	118	607R10	26	6308	156	65916	77
587R12	118	607R12	26	630C3	157	65N10	50
588R10	118	607R14	26	630C35	157	65N12	50
588R12	118	607R16	26	630C4	157	65R	52
589R10	118	607R20	26	630C5	157	66010	77
589R12	118	607R6	26	630C6	157	66012	77
589R16	118	607R8	26	63N10	50	66016	77
58C4	51	608R10	26	63N8	50	669	165
58C5	51	608R12	26	63R	52	66R	52
58C6	51	608R14	26	64N10	50	670	165
58N4	50	608R16	26	64N12	50	670WS	165
58N5	50	608R20	26	64R	52	680	165
58N6	50	608R8	26	65010	156	680WS	165
590R10	118	609R10	26	6504	156	695V	138
590R12	118	609R12	26	6505	156	697V	138
590R16	118	609R16	26	6506	156	6B	29
590R20	118	609R8	26	6508	156	6B10	28
59294520	421	60C5	51	650C10	157	6B5	28
592R12	118	60C6	51	650C4	157	6B6	28
592R16	118	60C8	51	650C5	157	6B8	28
592R20	118	60N5	50	650C6	157	6R10	15
59C5	51	60N6	50	650C8	157	6R12	15
59C6	51	60N8	50	65210	76	6R14	15
59N5	50	6192	156	65212	76	6R16	15
59N6	50	61925	156	6525	76	6R20	15
5R10	14	6193	156	6526	76	6R6	15
5R12	14	61935	156	6528	76	6R8	15
5R14	14	6194	156	652C5	80	6SG10	16
5R16	14	6195	156	652C6	80	6SG6	16
5R6	14	619C3	157	65310	76	6SG8	16
5R8	14	61N6	50	65312	76	700	165
5SG6	16	61N8	50	6535	76	700WS	165
602R10	25	62010	156	6536	76	702F10	33
602R12	25	62025	156	6538	76	702F12	33
602R5	25	6203	156	653C6	80	702F5	33
602R6	25	62035	156	65410	76	702F6	33
602R8	25	6204	156	65412	76	702F8	33
603R10	25	6205	156	65416	76	703F10	33
603R12	25	6206	156	6545	76	703F12	33
603R5	25	6208	156	6546	76	703F5	33
603R6	25	620C3	157	6548	76	703F6	33
603R8	25	620C35	157	65510	76	703F8	33
604R10	25	620C4	157	65512	76	704	158



Part No.	Page
704F10	33
704F12	33
704F5	33
704F6	33
704F8	33
705	158
705F10	33
705F12	33
705F14	33
705F6	33
705F8	33
705K	158
705V	138
706F10	33
706F12	33
706F14	33
706F16	33
706F6	33
706F8	33
707F10	34
707F12	34
707F14	34
707F16	34
707F8	34
707V	138
708F10	34
708F12	34
708F14	34
708F16	34
708F8	34
709F10	34
709F12	34
709F14	34
709F16	34
709F20	34
70B	29
70B10	28
70B12	28
70B16	28
70B8	28
710	158
710F10	34
710F12	34
710F14	34
710F16	34
710F20	34
710K	158
710L	158
7110V	138
7112V	138
7115V	138
711F12	34
711F14	34
711F16	34
711F20	34
712F10	34
712F12	34
712F14	34
712F16	34
712F20	34
713F12	34

Part No.	Page
713F14	34
713F16	34
713F20	34
715	158
716V	138
718V	138
71S10V	138
71S6V	138
71S8V	138
720	161
7208	161
720AZ	162
720BZ	162
720V	163
7210V	138
7212V	138
7215V	138
7218V	138
7220V	138
722F	37
723F	37
724F	37
725	172
725F	37
726F	37
726V	138
727F	37
727V	138
728F	37
728V	138
729F	37
72S10V	138
72S12V	138
72S15V	138
72S6V	138
72S8V	138
730	161
7308	161
730AZ	162
730BZ	162
730F	37
730V	163
7310V	138
7312V	138
7315V	138
7318V	138
731F	37
7320V	138
735	172
737V	138
738V	138
7410V	139
7412V	139
7415V	139
7418V	139
7420V	139
742F10	35
742F12	35
742F5	35
742F6	35
742F8	35

Part No.	Page
743F10	35
743F12	35
743F5	35
743F6	35
743F8	35
744F10	35
744F12	35
744F5	35
744F6	35
744F8	35
745F10	35
745F12	35
745F14	35
745F6	35
745F8	35
746F10	35
746F12	35
746F14	35
746F16	35
746F6	35
746F8	35
747F10	36
747F12	36
747F14	36
747F16	36
747F8	36
748F10	36
748F12	36
748F14	36
748F16	36
748F8	36
748V	139
749F10	36
749F12	36
749F14	36
749F16	36
749F20	36
749V	139
750	161
7509	161
750AZ	162
750BZ	162
750F10	36
750F12	36
750F14	36
750F16	36
750F20	36
750V	163
7510V	139
7512V	139
7515V	139
7518V	139
751F12	36
751F14	36
751F16	36
751F20	36
7520V	139
7525V	139
752F16	36
755	172
7610V	139

Part No.	Page
7612V	139
7615V	139
7618V	139
7620V	139
7625V	139
769	166
770	166
7712V	139
7715V	139
7718V	139
7720V	139
7725V	139
7732V	139
775	172
780	166
7812V	139
7815V	139
7818V	139
7820V	139
7825V	139
7828V	139
7832V	139
790	166
7912V	139
7915V	139
7918V	139
7920V	139
7922V	139
7925V	139
7930V	139
7932V	139
79R	49
79V4	48
79V5	48
7R10	15
7R12	15
7R14	15
7R16	15
7R20	15
7R6	15
7R8	15
7SG10	16
7SG12	16
7SG6	16
7SG8	16
8001	172
80012	172
8002	172
8011	173
80112	173
8012	173
8018V	139
8022V	139
8025V	139
8030V	139
80318721	418, 419
8032V	139
8051	172
80512	172
8052	172
80R	49





Part No.	Page	Part No.	Page	Part No.	Page	Part No.	Page
80V4	48	8438V	140	91C4	13	9SG6	16
80V5	48	8440V	140	91C5	13	9SG8	16
80V6	48	84R	49	91R3	12	A10	339
8101	172	84V6	48	91R4	12	A150	339
81012	172	84V8	48	91R5	12	A1625	339
8102	172	850	164	920	159	A185	339
8122V	140	8502B	164	920V	160	A2210	344
8125V	140	8502V	163	92C3	13	A22150	344
8130V	140	8503	161	92C4	13	A221625	344
8132V	140	8503B	164	92C5	13	A22185	344
8151	173	8503V	163	92C6	13	A22240	344
81512	173	8532V	140	92R3	12	A22300	344
816	174	8540V	140	92R4	12	A2235	344
817	174	85R	49	92R5	12	A2250	344
81R	49	85V6	48	92R6	12	A2270	344
81V4	48	85V8	48	930	159	A2295120	344
81V5	48	8634V	140	93C3	13	A22SET	344
81V6	48	8640V	140	93C4	13	A300	146
820	164	8678	147	93C5	13	A35	339
8201	161	8688	147	93C6	13	A50	339
8201A	161	8698	147	93R3	12	A70	339
8201AV	163	86R	49	93R4	12	A95120	339
8201B	164	86V10	48	93R5	12	AD22120	344
8201C	164	86V12	48	93R6	12	AD22150185	344
8201V	163	86V6	48	93R8	12	AD2225	344
8202	161	86V8	48	94C4	13	AD2235	344
8202B	164	87010	147	94C5	13	AD2250	344
8202V	163	8708	147	94C6	13	AD2270	344
8203	161	87110	147	94C8	13	AD2295	344
8203B	164	8718	147	94R4	12	AD25	339
8203V	163	87212	147	94R5	12	AD35	339
8225V	140	8728	147	94R6	12	AD50	339
8230V	140	87310	147	94R8	12	AD70	339
8232V	140	87313	147	950	159	AD95	339
8234V	140	87412	147	950V	160	AE10	340
82R	49	87514	147	95B	29	AE16	340
82V5	48	87614	147	95B10	28	AE2210	346
82V6	48	87714	147	95B12	28	AE22120	346
82V8	48	87R	49	95B16	28	AE22150	346
830	164	87V10	48	95C4	13	AE2216	346
8301	161	87V12	48	95C5	13	AE22185	346
8301A	161	87V16	48	95C6	13	AE22240	346
8301AV	163	87V8	48	95C8	13	AE2225	346
8301V	163	88R	49	95R4	12	AE2235	346
8302	161	88V10	48	95R5	12	AE2250	346
8302B	164	88V12	48	95R6	12	AE2270	346
8302V	163	88V8	48	95R8	12	AE2295	346
8303	161	8R10	15	96C5	13	AE25	340
8303B	164	8R12	15	96C6	13	AE35	340
8303V	163	8R14	15	96C8	13	AE50	340
8330V	140	8R16	15	97C5	13	AE501	326
8332V	140	8R20	15	97C6	13	AE502	326
8334V	140	8R8	15	97C8	13	AE503	326
8338V	140	8SG10	16	9R10	15	AE70	340
8340V	140	8SG12	16	9R12	15	AE95	340
83R	49	8SG6	16	9R14	15	AES10	340
83V5	48	8SG8	16	9R16	15	AES16	340
83V6	48	90500113	429	9R20	15	AES2210	346
83V8	48	90508068	497	9R8	15	AES22120	346
8432V	140	90510593	497	9SG10	16	AES22150	346
8434V	140	91C3	13	9SG12	16	AES2216	346



Part No.	Page
AES22185	346
AES22240	346
AES2225	346
AES2235	346
AES2250	346
AES2270	346
AES2295	346
AES25	340
AES35	340
AES50	340
AES70	340
AES95	340
AH120120	123
AH7070	123
AH9595	123
AHP700L	489
AS105FHP	405
AS120FHP	405
AS65FHP	404
ASSG105L	409
ASSG120SL	409
ASSG65L	409
ASSGG105L	409
ASSGG85L	409
AST22120	345
AST2225	345
AST2235	345
AST2250	345
AST2270	345
AST2295	345
B2210	342
B22120	342
B22150	342
B2216	342
B22185	342
B22240	342
B2225	342
B22300	342
B2235	342
B2250	342
B226	342
B2270	342
B2295	342
B22SET	342
BAG9698	149
BAG9708	149
BAG9718	149
BAG9728	149
BAG9738	149
BAK9698	148
BAK9708	148
BAK9718	148
BAK9728	148
BAK9738	148
BNC501	327
C16	339
C2216	345
C2225	345
C2235	345
C2250	345
C25	339

Part No.	Page
C35	339
C50	339
CK16	122
CK25	122
CK35	122
CK50	122
CK70	122
CK95	122
CR501	327
CR502	327
CR503	327
CR504	327
CR505	327
CS1022	114
CS1228	114
CS1428	114
CS1635	114
CS630	114
CS818	114
D10	338
D120	338
D150	338
D16	338
D185	338
D2210	343
D22120	343
D22150	343
D2216	343
D22185	343
D22240	343
D2225	343
D22300	343
D2235	343
D2250	343
D226	343
D2270	343
D2295	343
D22SET	343
D25	338
D35	338
D50	338
D505	326
D6	338
D70	338
D95	338
DNAW3	550
DNK742	239
DNP2	499
DP2250	343
DP2270	343
DVI-500K02	592
DVI100T50K02	592
DVM-80UVM/K65	592
EBS12CFB	378
EBS12CFM	378
EBS12ML	371
EBS6LGKS	376
EBS8CFB	377
EBS8CFM	377
EBS8ML	371
EHP2380	486

Part No.	Page
EHP3	487
EHP4115	488
EHP4230	488
EK12032CFB	280
EK12032CFM	280
EK12042CFB	282
EK12042CFM	282
EK120IDCFB	279
EK120IDCFM	279
EK120UCFB	284
EK120UCFM	284
EK120UNVCFB	477
EK120UNVCFM	477
EK135FTCFB	286
EK135FTCFM	286
EK1550ML	258
EK354CFB	266
EK354CFM	266
EK354ML	262
EK5018CFB	270
EK5018CFM	270
EK505CFB	268
EK505CFM	268
EK50ML	254
EK6022CFB	274
EK6022CFM	274
EK60UNVCFB	476
EK60UNVCFM	476
EK60VPCFB	276
EK60VPCFM	276
EK60VPFTCFB	277
EK60VPFTCFM	277
EKM6022CFB	272
EKM6022CFM	272
EKM60IDCFB	278
EKM60IDCFM	278
EKM60UNVCFB	475
EKM60UNVCFM	475
EKP1ML	260
ES105CFB	392
ES20CFB	379
ES20CFM	379
ES20ML	372
ES32CFB	381
ES32CFM	381
ES32FCFB	382
ES32FCFM	382
ES32FML	373
ES32ML	373
ES65CFB	388
ES65CFM	388
ES85CFB	390
ES85CFM	390
ESG105CFB	391
ESG105CFM	391
ESG25CFB	380
ESG25CFM	380
ESG45CFB	384
ESG45CFM	384
ESG50CFB	386
ESG50CFM	386

Part No.	Page
ESG55CFB	387
ESG55CFM	387
ESG85CFB	389
ESG85CFM	389
ESGM45CFB	383
ESGM45CFM	383
ESM50CFB	385
ESM50CFM	385
ESSG105L	408
ESSG65I	408
ESSGG85L	408
F10	337
F16	337
F2210	342
F2216	342
F2225	342
F2235	342
F2250	342
F2270	342
F25	337
F35	337
F50	337
FHP2	485
FTA1	496
FTA4	496
GR1698	144
GR1690	142
GR1708	144
GR170W	143
GR1718	144
GR171G	143
GR1728	144
GR172RO	143
GR1738	144
GR173B	143
GR4698	141
GR4698D0	184
GR4708	141
GR4708D0	184
GR4718	141
GR4718D0	184
GR4728	141
GR4728D0	185
GR4738	141
GR4738D0	185
H2270	345
HA1310	350
HA13150	350
HA131625	350
HA13185	350
HA13240	350
HA13300	350
HA1335	350
HA1350	350
HA1370	350
HA1395120	350
HA15400	352
HA15500	352
HA2510	355
HA25150	355
HA251625	355



Part No.	Page	Part No.	Page	Part No.	Page	Part No.	Page
HA25185	355	HAE1370	351	HAST1335	350	HD15625	352
HA25240	355	HAE1395	351	HAST1350	350	HD25120	354
HA25300	355	HAE25120	357	HAST1370	350	HD25150	354
HA2535	355	HAE25150	357	HAST1395	350	HD2516	354
HA25400	355	HAE25185	357	HAST25120	356	HD25185	354
HA2550	355	HAE25240	357	HAST2525	356	HD25240	354
HA25500	355	HAE2525	357	HAST2535	356	HD2525	354
HA2570	355	HAE2535	357	HAST2550	356	HD25300	354
HA2595120	355	HAE2550	357	HAST2570	356	HD2535	354
HA410	331	HAE2570	357	HAST2595	356	HD25400	354
HA41625	331	HAE2595	357	HB410	329	HD2550	354
HA435	331	HAE410	332	HB4120	329	HD25500	354
HA450	331	HAE416	332	HB4150	329	HD25625	354
HA45150	358	HAE425	332	HB416	329	HD2570	354
HA45185	358	HAE435	332	HB425	329	HD2595	354
HA45240	358	HAE450	332	HB435	329	HD410	330
HA45300	358	HAE510	336	HB450	329	HD4120	330
HA45400	358	HAE516	336	HB46	329	HD416	330
HA45500	358	HAE525	336	HB470	329	HD425	330
HA470	331	HAE535	336	HB495	329	HD435	330
HA510	335	HAE550	336	HB4SET	329	HD450	330
HA5150	335	HAE570	336	HB51050	333	HD451000	358
HA51625	335	HAE595	336	HB5120	333	HD45120	358
HA535	335	HAES13120	351	HB5150	333	HD45150	358
HA550	335	HAES13150	351	HB51670	333	HD45185	358
HA570	335	HAES13185	351	HB5185	333	HD45240	358
HA595120	335	HAES13240	351	HB52595	333	HD45300	358
HAD13120	350	HAES1325	351	HB5635	333	HD45400	358
HAD13150185	350	HAES1335	351	HB5SET	334	HD45500	358
HAD1325	350	HAES1350	351	HC1316	351	HD45625	358
HAD1335	350	HAES1370	351	HC1325	351	HD45800	358
HAD1350	350	HAES1395	351	HC1335	351	HD46	330
HAD1370	350	HAES25120	357	HC1350	351	HD470	330
HAD1395	350	HAES25150	357	HC1370	351	HD495	330
HAD25120	355	HAES25185	357	HC2516	356	HD4SET	330
HAD25150185	355	HAES25240	357	HC2525	356	HD51050	334
HAD25240	355	HAES2525	357	HC2535	356	HD5120	334
HAD2525	355	HAES2535	357	HC2550	356	HD5150	334
HAD25300	355	HAES2550	357	HC2570	356	HD51670	334
HAD2535	355	HAES2570	357	HC2595	356	HD5185	334
HAD2550	355	HAES2595	357	HC416	331	HD52595	334
HAD2570	355	HAES410	332	HC425	331	HD5635	334
HAD2595	355	HAES416	332	HC516	335	HD5SET	334
HAD425	331	HAES425	332	HC525	335	HDP1350	348
HAD435	331	HAES435	332	HC535	335	HDP1370	348
HAD450	331	HAES450	332	HD1001000	359	HDP1395	348
HAD45150185	358	HAES510	336	HD100625	359	HDP25120	354
HAD45240	358	HAES516	336	HD100800	359	HDP2550	354
HAD45300	358	HAES525	336	HD13120	348	HDP2570	354
HAD525	335	HAES535	336	HD13150	348	HDP2595	354
HAD535	335	HAES550	336	HD1316	348	HF13120	348
HAD550	335	HAES570	336	HD13185	348	HF13150	348
HAD570	335	HAES595	336	HD13240	348	HF1316	348
HAD595	335	HAH13120	351	HD1325	348	HF1325	348
HAE13120	351	HAH1370	351	HD13300	348	HF1335	348
HAE13150	351	HAH1395	351	HD1335	348	HF1350	348
HAE13185	351	HAH25120	356	HD1350	348	HF1370	348
HAE13240	351	HAH2570	356	HD1370	348	HF1395	348
HAE1325	351	HAH2595	356	HD1395	348	HF25120	354
HAE1335	351	HAST13120	350	HD15400	352	HF25150	354
HAE1350	351	HAST1325	350	HD15500	352	HF2516	354



Part No.	Page
HF25185	354
HF25240	354
HF2525	354
HF25300	354
HF2535	354
HF2550	354
HF2570	354
HF2595	354
HF410	329
HF416	329
HF425	329
HF435	329
HF510	334
HF516	334
HF525	334
HF535	334
HF550	334
HIS1310	347
HIS13120	347
HIS13150	347
HIS1316	347
HIS1325	347
HIS1335	347
HIS1350	347
HIS1370	347
HIS1395	347
HIS2510	353
HIS25120	353
HIS25150	353
HIS2516	353
HIS2525	353
HIS2535	353
HIS2550	353
HIS2570	353
HIS2595	353
HIS410	328
HIS416	328
HIS425	328
HIS435	328
HIS450	328
HIS470	328
HIS510	333
HIS516	333
HIS525	333
HIS535	333
HIS550	333
HIS570	333
HIS595	333
HISQ1310	349
HISQ1316	349
HISQ1325	349
HISQ1335	349
HISQ1350	349
HISQ1370	349
HISQ1395	349
HISQ2510	355
HISQ25120	355
HISQ25150	355
HISQ2516	355
HISQ2525	355
HISQ2535	355

Part No.	Page
HISQ2550	355
HISQ2570	355
HISQ2595	355
HISQ410	330
HISQ416	330
HK12030	298
HK12042	300
HK120U	302
HK122EL380	322
HK252	320
HK252EL380	323
HK45	321
HK6018	292
HK6022	294
HK60UNV	473
HK60VP	296
HK60VPFT	297
HL15500	352
HL15630	352
HM4154	329
HM416	329
HM4610	329
HMC1310	351
HMC1335	351
HMC1350	351
HMC1370	351
HMC25120	356
HMC25150	356
HMC25185	356
HMC2535	356
HMC2550	356
HMC2570	356
HMC2595	356
HMC410	331
HMC435	331
HMC44	331
HN1370	348
HN1395	348
HN4051	329
HN410	329
HN41525	329
HN416	329
HN446	329
HQ13120	349
HQ13150	349
HQ1316	349
HQ1325	349
HQ1335	349
HQ1350	349
HQ1370	349
HQ1395	349
HQ25120	354
HQ25150	354
HQ2516	354
HQ25185	354
HQ25240	354
HQ2525	354
HQ2535	354
HQ2550	354
HQ2570	354
HQ2595	354

Part No.	Page
HQ410	330
HQ416	330
HQ425	330
HQ435	330
HQ510	334
HQ516	334
HQ525	334
HQ535	334
HQ550	334
HR13120	347
HR13150	347
HR1316	347
HR13185	347
HR13240	347
HR1325	347
HR13300	347
HR1335	347
HR13400	347
HR1350	347
HR1370	347
HR1395	347
HR25120	353
HR25150	353
HR2516	353
HR25185	353
HR25240	353
HR2525	353
HR25300	353
HR2535	353
HR25400	353
HR2550	353
HR2570	353
HR2595	353
HR410	328
HR4120	328
HR4150	328
HR416	328
HR425	328
HR435	328
HR450	328
HR46	328
HR470	328
HR495	328
HR4SET	328
HR51050	333
HR5120	333
HR5150	333
HR51670	333
HR5185	333
HR5240	333
HR52595	333
HR5635	333
HR5SET	333
HRU1310	349
HRU1312095	349
HRU13150120	349
HRU1316	349
HRU13185150	349
HRU13240185	349
HRU13300240	349
HRU13300SM	349

Part No.	Page
HRU133525	349
HRU135035	349
HRU137050	349
HRU139570	349
HRU2510	355
HRU2512095	355
HRU25150120	355
HRU2516	355
HRU25185150	355
HRU25240185	355
HRU25300240	355
HRU25300SM	355
HRU253525	355
HRU255035	355
HRU257050	355
HRU259570	355
HRU410	331
HRU412095	331
HRU4150120	331
HRU416	331
HRU43525	331
HRU45035	331
HRU47050	331
HRU49570	331
HRU510	335
HRU512095	335
HRU5150120	335
HRU516	335
HRU5185150	335
HRU5240185	335
HRU5300240	335
HRU53525	335
HRU55035	335
HRU57050	335
HRU59570	335
HS210	497
HS22	497
HS23	497
HS24	497
HS25	497
HS26	497
HS28	497
HSG45	397
HSG50	397
HSG55	398
HSG852	398
HSOEL10	497
HSOEL2	497
HSOEL3	497
HSOEL4	497
HSOEL5	497
HSOEL6	497
HSOEL8	497
HST131215	350
HST1320	350
HST1346	350
HST138	350
HST251215	356
HST2520	356
HST2546	356
HST258	356





Part No.	Page
HTA4	499
HV-220	596
HV-235	596
HVA-2000	595
HZAE410	332
HZAE416	332
HZAE44	332
HZAE46	332
HZAE510	336
HZAE516	336
HZAE54	336
HZAE56	336
HZAES410	332
HZAES416	332
HZAES44	332
HZAES46	332
HZAES510	336
HZAES516	336
HZAES54	336
HZAES56	336
IS10	337
IS16	337
IS2210	341
IS22120	341
IS22150	341
IS2216	341
IS2225	341
IS2235	341
IS2250	341
IS2270	341
IS2295	341
IS25	337
IS35	337
IS50	337
IS501	327
IS503	327
IS504	327
IS505	327
IS5072	327
IS70	337
IS95	337
ISQ10	338
ISQ16	338
ISQ2210	343
ISQ2216	343
ISQ2225	343
ISQ2235	343
ISQ2250	343
ISQ2270	343
ISQ25	338
ISQ35	338
ISQ50	338
IT-4220P	595
K02	229
K04	234
K05	235
K05BC	234
K05D	235
K05DSP	235
K05SP	235
K06	236

Part No.	Page
K06BC	236
K06D	237
K06DSP	237
K06SP	236
K07	232
K07SP	232
K09	238
K09BC	237
K09D	238
K09DSP	238
K09SP	238
K1	212
K100	364
K1011	367
K1012	369
K102	364
K1031	365
K1041	366
K1051	368
K1061	365
K1062	365
K118	364
K130	366
K150	367
K16	223
K18	248
K2	229
K2011	368
K22	250
K230	366
K25	230
K250	367
K271	218
K272	219
K28	219
K29	220
K3	211
K3014K	218
K303	217
K304K	217
K306K	217
K32	213
K34	214
K35	211
K354	246
K36	213
K37	214
K382	215
K38ERGO	216
K38ERGOSET	216
K39	215
K4	210
K400	547
K432	545
K43290	545
K433	545
K46	210
K48	212
K5	231
K50	244
K507	243

Part No.	Page
K511	239
K512	239
K572	224
K582	224
K592	225
K5SP	231
K6	232
K60	223
K610	516
K63	226
K64	227
K65	226
K67	225
K6SP	232
K7	233
K7SP	233
K8	233
K80	221
K81	222
K82A	222
K8SP	233
K93	228
K94	228
K95	230
KF125	123
KKPE	195
KKPEH25	195
KL010160IS	504
KL010210IS	504
KL020165IS	504
KL020180IS	504
KL020205IS	504
KL026205IS	504
KL040115EL	525
KL040115ELW	525
KL040128EL	525
KL040128ELH	525
KL040145IS	505
KL040160IS	505
KL040180IS	505
KL042190IS	505
KL044200IS	505
KL045180IS	505
KL045240IS	505
KL046200IS	506
KL050115EL	525
KL050205IS	506
KL055205IS	506
KL060160IS	507
KL070250G	524
KL070250IS	507
KL072180G	524
KL072250G	524
KL072300G	524
KL078250G	524
KL1000IS12	518
KL1000IS12NM25	518
KL1000IS12NM27	518
KL1000IS12NM50	518
KL1000IS38	518
KL1000IS38NM25	518

Part No.	Page
KL1000IS38NM27	518
KL1000IS38NM50	518
KL10010030IS	508
KL10010035IS	508
KL10010035ISLIM	509
KL10010040IS	508
KL10010040ISLIM	509
KL10012555IS	508
KL10012555ISLIM	509
KL10012565ISLIM	509
KL10015065IS	508
KL10017580IS	508
KL1007525IS	508
KL1100IS10	517
KL1100IS11	517
KL1100IS12	517
KL1100IS13	517
KL1100IS17	517
KL1100IS19	517
KL1100IS22	517
KL1100IS6	517
KL1100IS7	517
KL1100IS8	517
KL110PH1IS	508
KL110PH1ISLIM	509
KL110PH2IS	508
KL110PH2ISLIM	509
KL110PH3IS	508
KL1200IS1255	520
KL1200IS3855	520
KL120PZ1IS	508
KL120PZ1ISLIM	509
KL120PZ2IS	508
KL120PZ2ISLIM	509
KL120PZ3IS	508
KL1210IS12PH2	521
KL1210IS38PH2	521
KL1230IS12PM1	520
KL1230IS12PM2	520
KL1230IS12PM3	520
KL1230IS38PM1	520
KL1230IS38PM2	520
KL1230IS38PM3	520
KL1240IS1210	519
KL1240IS1211	519
KL1240IS1212	519
KL1240IS1213	519
KL1240IS1214	519
KL1240IS1216	519
KL1240IS1217	519
KL1240IS1219	519
KL1240IS1222	519
KL1240IS1224	519
KL1240IS1227	519
KL1240IS3810	519
KL1240IS3811	519
KL1240IS3812	519
KL1240IS3813	519
KL1240IS3814	519
KL1240IS3817	519
KL1240IS3819	519



Part No.	Page
KL1260IS12I4	520
KL1260IS12I5	520
KL1260IS12I6	520
KL1260IS12I8	520
KL1260IS38I4	520
KL1260IS38I5	520
KL1260IS38I6	520
KL1260IS38I8	520
KL1290IS12I25	519
KL1290IS12250	519
KL1290IS38I25	519
KL1290IS38250	519
KL1299IS12	518
KL1299IS38	518
KL1300IS12B20	517
KL130PM1IS	508
KL130PM1ISLIM	509
KL130PM2IS	508
KL130PM2ISLIM	509
KL145100IS	509
KL145130IS	509
KL14555IS	509
KL14560IS	509
KL14570IS	509
KL14580IS	509
KL150TX10IS	508
KL150TX15IS	508
KL150TX15ISLIM	509
KL150TX20IS	508
KL150TX20ISLIM	509
KL150TX25IS	508
KL150TX25ISLIM	509
KL150TX30IS	508
KL180B8	525
KL19073IS	509
KL2007335	526
KL2007340	526
KL2007355	526
KL2007365	526
KL21073PH1	526
KL21073PH2	526
KL22073PZ1	526
KL22073PZ2	526
KL23073PM1	527
KL23073PM2	527
KL25073TX10	527
KL25073TX15	527
KL25073TX20	527
KL25073TX25	527
KL25073TX27	527
KL25073TX30	527
KL25073TX40	527
KL290	527
KL291	527
KL295	528
KL296	528
KL301IS	513
KL303IS	510
KL304IS	510
KL305IS	510
KL306IS	510

Part No.	Page
KL315	528
KL330	531
KL331	531
KL335	531
KL340	531
KL350	526
KL361	528
KL365	531
KL370	529
KL375	529
KL38715	529
KL38830	530
KL38954	530
KL390IS	511
KL390ISLIM	512
KL390TB9	513
KL391IS	511
KL391ISLIM	512
KL392IS	511
KL393IS	511
KL400PH1170ISSB	513
KL400PH2170ISSB	513
KL400PM1170ISSB	513
KL400PM2170ISSB	513
KL400PZ1170ISSB	513
KL400PZ2170ISSB	513
KL400S35170ISSB	513
KL400S40170ISSB	513
KL400S55170ISSB	513
KL402	532
KL403	532
KL420200	531
KL425400	532
KL425600	532
KL440F	532
KL449	532
KL500	533
KL510	533
KL520	533
KL540	535
KL542	535
KL542ES	535
KL544	536
KL544ES	536
KL545	535
KL550	535
KL550ES	535
KL559	535
KL580300	534
KL580500	534
KL5821000	534
KL5821250	534
KL584230	534
KL585200	534
KL585250	534
KL586	534
KL600	514
KL602GELB	514
KL603	514
KL604	536
KL604S	536

Part No.	Page
KL60509	515
KL60510	515
KL60511	515
KL605U	515
KL620S1000	514
KL625A1000	515
KL625A500	515
KL628	515
KL640GK	516
KL642HK	516
KL645GSK	516
KL690130	516
KL698	516
KL710	548
KL720	549
KL730	548
KL735PV	548
KL740416	547
KL740828	547
KL745GK	547
KL745HK	548
KL760180	546
KL760180IS	507
KL765FR215	546
KL765PV	546
KL850L	542
KL855B22	538
KL855B8	539
KL860L	542
KL865B19	539
KL880B26IS	522
KL880L	522
KL890TB88	540
KL890TL	541
KL905B15	541
KL905L	542
KL910L	543
KL920L	542
KMF1	499
KP1	240
KP1L	240
KSK1503	130
KSK1504	130
KSK1854	130
KSK504	131
KST2	498
KV10	24
KV120	24
KV15	24
KV150	24
KV16	24
KV185	24
KV2.5	24
KV240	24
KV25	24
KV35	24
KV4	24
KV50	24
KV6	24
KV70	24
KV95	24


Part No.	Page
LBOXX230B	203
LBOXX50B	201
LBOXX65B	200
LBOXX65BCB	202
LBOXXEK354CFB	205
LBOXXEK354CFM	205
LBOXXEK5018CFB	205
LBOXXEK5018CFM	205
LBOXXEK505CFB	205
LBOXXEK505CFM	205
LBOXXEKM6022CFB	205
LBOXXEKM6022CFM	205
LBOXXEKM60IDCFB	205
LBOXXEKM60IDCFM	205
LBOXXEKM60UNVCFB	205
LBOXXEKM60UNVCFM	205
LBOXXES20CFB	205
LBOXXES20CFM	205
LBOXXES32CFB	205
LBOXXES32CFM	205
LBOXXES32FCFB	205
LBOXXES32FCFM	205
LBOXXKL18	537
LBOXXLS50FLEXCFB	205
LBOXXLS50FLEXCFM	205
LBOXXMINIK3	203
LBOXXMINIK3014K	204
LBOXXMINIK304K	204
LBOXXMINIK306K	204
LGL1	494
LGL3	494
LGLB1EU	494
LGML1	495
LS50FLEXCFB	439
LS50FLEXCFM	439
LS60L	438
LV-5K01	593
M154	338
M16	338
M22154	342
M2216	342
M22610	342
M50154	326
M50610	326
M610	338
MC10	339
MC2210	345
MC2235	345
MC224	345
MC35	339
MC4	339
MCK1010	122
MCK1016	122
MCK1025	122
MCK120120	123
MCK150150	123
MCK185185	123
MCK2550	122
MCK3535	122
MCK3570	122
MCK3595	123





Part No.	Page	Part No.	Page	Part No.	Page	Part No.	Page
MCK44	122	R2235	341	RU2210	344	SH272	140
MCK5050	122	R2250	341	RU2212095	344	SH273	140
MCK7095	123	R226	341	RU22150120	344	SK303P	187
MK18	195	R2270	341	RU2216	344	SK303S	188
MK210L	194	R2295	341	RU22185150	344	SK30B	185
MK22	195	R22SET	341	RU22240185	344	SK30L	193
MK220L	194	R25	337	RU22300240	344	SK32B	186
MK230B507	191	R35	337	RU223525	344	SK32L	193
MK230L	194	R50	337	RU225035	344	SK43L	193
MK55	194	R501	326	RU227050	344	SK43NB	188
MKKP1	196	R502	326	RU229570	344	SK45B	186
MKU	196	R505	326	RU240185	339	SK47B	187
N2210	342	R6	337	RU3525	339	SK4L	193
N2216	342	R70	337	RU5035	339	SK50B	190
N2225	342	R95	337	RU7050	339	SK65B	189
N2235	342	RAL1	491	RU9570	339	SK65L	195
N2250	342	RAL2	491	S18	412	SK82P	192
NC100EP	608	RAL3	491	SAK10	120	SK82S	192
NG2115	493	RAL4	492	SAK11	120	SKP1	242
NG2230	493	RAL40	492	SAK12	120	SKP6	242
PHD2	485	RALB1EU	492	SAK13	120	SKR1204	131
PK1000	319	RALB2EU	493	SAK14	120	SKR1501504	131
PK12042	312	RAML1	493	SAK15	120	SKR1503	132
PK120U	314	RH12050	68	SAK16	120	SKR1504	131
PK18	306	RH12070	68	SAK17	120	SKR150504	131
PK22	308	RH12095	68	SAK18	120	SKR1854	131
PK252	316	RH150120	68	SAK19	120	SKV10	32
PK45	318	RH15070	68	SAK20	120	SKV1525	32
PK60ID	311	RH15095	68	SAK21	120	SKV16	32
PK60UNV	474	RH185120	68	SAK22	120	SKV25	32
PK60VP	310	RH185150	68	SAK23	120	SKV35	32
PK60VPFT	310	RH18595	68	SAK24	120	SKV4	32
PRX-500220P	593	RH240120	68	SAK25	120	SKV50	32
PRX4220P	593	RH240150	68	SAK30	121	SKV6	32
PRX69D220P	593	RH240185	68	SAK31	121	SLSN34	436
Q10	338	RH2510	68	SAK32	121	SR106	30
Q16	338	RH2516	68	SAK33	121	SR108	30
Q2210	343	RH300150	68	SAK34	121	SR166	30
Q2216	343	RH300185	68	SAK35	121	SR168	30
Q2225	343	RH300240	68	SAK36	121	SR256	30
Q2235	343	RH3510	68	SAK37	121	SR258	30
Q2250	343	RH3516	68	SAK38	121	SR3510	30
Q2270	343	RH3525	68	SAK39	121	SR356	30
Q25	338	RH400185	68	SAK40	121	SR358	30
Q35	338	RH400240	68	SAK41	121	SR5010	30
Q50	338	RH400300	68	SAK43	121	SR506	30
Q501	326	RH5016	68	SAK44	121	SR508	30
Q70	338	RH5025	68	SAK45	121	SR65	30
R10	337	RH5035	68	SAK46	121	SR66	30
R120	337	RH7025	68	SAK47	121	SSG105	407
R150	337	RH7035	68	SB501	327	SSG65	407
R16	337	RH7050	68	SDG105	403	SSGG105	407
R185	337	RH9535	68	SDG45	400	SSGG85	407
R2210	341	RH9550	68	SDG50	400	ST11B	181
R22120	341	RH9570	68	SDG55	401	ST12B	182
R22150	341	RT-200220P	596	SDG852	402	ST13B	183
R2216	341	RU10	339	SDK105	403	ST15B	181
R22185	341	RU12095	339	SDK120	404	ST1705	79
R22240	341	RU150120	339	SDK65	401	ST1710	79
R2225	341	RU16	339	SDK85	402	ST1715	79
R22300	341	RU185150	339	SH271	140	ST1716	79



Part No.	Page	Part No.	Page	Part No.	Page	Part No.	Page
ST1716IS	77	SV304AKNL	125	TV25	23	VHD95	89
ST1717	79	SV304AKNLV	125	TV35	23	VHD953	90
ST1717IS	77	SV305	127	TV4	23	VHD954	91
ST1718	79	SV305AK	127	TV50	23	VHR120	88
ST1718IS	77	SV305AKV	127	TV6	23	VHR1203	90
ST1719	79	SV305V	127	TV70	23	VHR1204	91
ST1719IS	77	SV306	127	TV95	23	VHR150	88
ST1720	79	SV306AK	127	TW150	495	VHR1503	90
ST1720IS	77	SV306AKV	127	UA12P	478	VHR1504	91
ST1721	79	SV306V	127	UA12TKL	478	VHR16	88
ST1721IS	77	SV307AKNL	125	UA18	478	VHR185	88
ST1722	79	SV307V	125	UA22	478	VHR1853	90
ST1722IS	77	SV308	125	UA5	478	VHR1854	91
ST1B	181	SV309	126	UA6P	478	VHR240	88
ST21B	180	SV309AK	126	UC26	478	VHR2403	90
ST221215	345	SV309AKV	126	UC40	478	VHR2404	91
ST2220	345	SV309V	126	UCAC107	478	VHR25	88
ST2246	345	SV310	126	UCACSR	478	VHR300	88
ST228	345	SV310AK	126	UCBC110	478	VHR35	88
ST22B	180	SV310AKV	126	UCBC120	478	VHR353	90
ST23B	180	SV310V	126	UCBC150	478	VHR354	91
ST2B	182	SV311AKNL	126	UCBC85	478	VHR400	88
ST31B	182	SV312AKNL	126	UCD3215	478	VHR50	88
ST32B	183	SV312AKNLV	126	UCD3515	478	VHR503	90
ST33B	184	SV315	126	UCD3575	478	VHR504	91
ST3B	183	SV315V	126	UCF	478	VHR70	88
ST5L	185	SV319AKNLV	126	UCM10	478	VHR703	90
ST9698	148	SV320	126	UCM12	478	VHR704	91
ST9708	148	SV320V	126	UCM5	478	VHR95	88
ST9718	148	SV35	31	UCM6	478	VHR953	90
ST9728	148	SV4	31	UCM8	478	VHR954	91
ST9738	148	SV400	128	UCN2980	478	VW-20HFR	594
STV10	31	SV405V	128	UCUNC12	478	WM01	597
STV1525	31	SV410	128	UCUNC14	478	ZAE10	340
STV16	31	SV410AK	128	UCUNC38	478	ZAE16	340
STV25	31	SV420	128	UPD6	478	ZAE2210	346
STV35	31	SV420AK	128	VHD120	89	ZAE2216	346
STV4	31	SV420V	128	VHD1203	90	ZAE224	346
STV50	31	SV430	129	VHD1204	91	ZAE226	346
STV6	31	SV430AK	129	VHD150	89	ZAE4	340
SV10	31	SV440	129	VHD1503	90	ZAE6	340
SV100	124	SV440AK	129	VHD1504	91	ZAES10	340
SV1525	31	SV50	31	VHD16	89	ZAES16	340
SV16	31	SV6	31	VHD185	89	ZAES2210	346
SV200	124	T15	496	VHD1853	90	ZAES2216	346
SV200BK	124	TG3	495	VHD1854	91	ZAES224	346
SV25	31	THK120	312	VHD240	89	ZAES226	346
SV300	125	THK18	306	VHD2403	90	ZAES4	340
SV300V	125	THK22	308	VHD2404	91	ZAES6	340
SV301	125	TK95	231	VHD25	89	ZST3	496
SV301AK	125	TL-AST-M	594	VHD300	89	ZST4	496
SV301AKV	125	TT2	196	VHD35	89		
SV301V	125	TT4	196	VHD353	90		
SV302	125	TV10	23	VHD354	91		
SV302AK	125	TV120	23	VHD400	89		
SV302AKV	125	TV15	23	VHD50	89		
SV302V	125	TV150	23	VHD503	90		
SV303	125	TV16	23	VHD504	91		
SV303AK	125	TV185	23	VHD70	89		
SV303AKNL	125	TV2.5	23	VHD703	90		
SV303V	125	TV240	23	VHD704	91		










































► **Connecting material**

 Tubular cable lugs and connectors blue connection – Cu	 Tubular cable lugs and connectors – Ni	 Compression cable lugs and connectors acc. to DIN – Al	 Cable end-sleeves
 Tubular cable lugs and connectors – Cu, standard type	 Compression cable lugs and connectors acc. to DIN – Cu	 Compression cable lugs and connectors for Aldrey cables	 Twin cable end-sleeves
 Insulated cable lugs and connectors; standard type	 Compression cable lugs, double crimp – Cu	 Compression cable lugs and connectors for Al/St cables	 Insulated cable connections
 Tubular cable lugs and connectors for fine stranded conductors	 Solderless terminals, connectors and pin terminals acc. to DIN – Cu	 Compression cable lugs and connectors – Al/Cu	 Non-insulated receptacles
 Tubular cable lugs and connectors for solid conductors	 Insulated solderless terminals	 C-clamps	
 Tubular cable lugs and connectors – stainless steel	 Sleeves for compacted conductors and sector shaped conductors – Cu	 H-clamps	




► **Type of cables**

 Solid conductor (class 1 according acc. to DIN EN 60228)	 Fine stranded conductor (class 5 acc. to DIN EN 60228)	 Solid sector shaped conductor 90 ° (class 1 acc. to DIN EN 60228)	 Conductor for overhead lines (DIN EN 50182) made of aluminium / steel
 Multi-stranded conductor (class 2 acc. to DIN EN 60228)	 Superfine stranded conductor (class 6 acc. to DIN EN 60228)	 Compacted multi-stranded sector shaped conductor 120 ° (class 2 acc. to DIN EN 60228)	 Copper conductor for overhead lines (DIN 48201-1) and aluminium or aluminium alloy conductors (DIN EN 50182)
 Compacted multi-stranded conductor (class 2 acc. to DIN EN 60228)	 Solid sector shaped conductor 120 ° (class 1 acc. to DIN EN 60228)	 Compacted multi-stranded sector shaped conductor 90 ° (class 2 acc. to DIN EN 60228)	







► **Crimping profiles**

 Hexagonal crimping	 Roll-crimping	 Oval crimping	 Quad-point indent crimping
 Round crimping	 Indent crimping	 Four point crimping	 Trapezoid crimping
 Indent crimping tubular cable lugs	 Special trapezoid crimping	 Indent crimping cable end-sleeves	
 Gas-tight oval crimping	 Square crimping	 Indent crimping compression cable lugs	

► **Crimping tools**

 Centering system	 Indent crimping	 Synchronised die selection
--	---	--

► **Measuring instruments**

 Measuring Category I	 TRUE RMS effective value measurement
 Measuring Category II	 Lifetime Warranty
 Measuring Category III	
 Measuring Category IV	

► **Test mark**

 VDE	 DET NORSKE VERITAS
 IEC	 Insulated acc. to IEC 60900
 CSA	 CE
 UL	 GS
	 German Lloyd







Klauke®



Klauke

HDE





Strong brands for your success:



THORNE &
DERRICK
INTERNATIONAL

Thorne & Derrick
+44 (0) 191 410 4292
www.powerandcables.com