

TRG
MIG/MAG SERIES



Welding Tools for the Professional

A Smart Approach

Parker Torchology is shaped by people with vision, a passion for improvement and a belief in delivering the very best Welding and Cutting Torch Range in the World.

We expect a great deal from our products, so we ask a lot of ourselves and our engineers.

Our mantra: **Innovation, Technology, Performance.**



DNA

Design and Engineering excellence are at the core of everything we do.

Every torch we build is driven by our relentless pursuit of perfection.

Premium Features

At Parker Torchology we do things differently, we strive to solve your problems with the perfect product to suit your needs. We create smart product features encased in cutting-edge design to ensure you always have the best tools to hand.





Production


A fusion of precision production engineering, our bespoke processing techniques and a fanatical attention to detail ensures every welding torch we produce is worthy of the Parker Torchology name.

Testing, Testing, Testing

It takes patience to develop a new product, it's a lot more than a great idea.

Product development is an iterative process, trying something over and over, changing one small variable at a time.


We build endless prototypes and test pieces that undergo months of rigorous testing. Only once a product has passed up to 88 different test procedures, with every single part tested separately do we consider our latest designs ready for market.



Partners

Our customers and business partners play a vital role in our development. With the core aim to strive together, we work with end users, distributors and academic institutions alike.

As a result we share fundamental values in order to succeed in our respective market places, supporting economic growth and collaborative opportunities with others.



A Bright Future

Technology doesn't stand still, which is why we are constantly innovating to bring you the best products on the market.

Our strong vision and focused innovation strategy, not to mention our passion to revolutionize the industry, ensure that Parker Torchology is a byword for excellence.

We Talk Torches

Contents

| | |
|--|---|
| TRG Mig/Mag Torch Range Features Focus | 6 |
| TRG Mig/Mag Torch Range Overview and Ratings | 7 |

Torch Range

Air-Cooled

| | |
|--------------------|----|
| TRG TR 200A | 8 |
| TRG TR 300A | 9 |
| TRG TR 400A | 10 |
| TRG TR 500A | 11 |

Wear Parts

| | |
|--------------|----|
| Nozzles | 12 |
| Contact Tips | 13 |
| Diffuser | 13 |
| Head | 13 |
| Liners | 14 |

| | |
|-----------------------------|----|
| Rear-End Spare Parts | 15 |
|-----------------------------|----|

| | |
|-----------------------------------|----|
| Direct Plug Connector Kits | 17 |
|-----------------------------------|----|

TRG Mig/Mag Torch Range

Air-Cooled Features Focus

A straight handled series of torches developed to tackle the most demanding of Mig welding jobs.

Air-Cooled

Welding Tools for the Professional

100% Tregaskiss® Compatibility Guaranteed

Quality Wear Parts

All wear parts are manufactured to the same specification as the original manufacturer ensuring reliability, longevity and superior performance

- Contact tips are manufactured from premium grade copper alloys; we don't sacrifice performance by using low end or recycled raw materials
- A range of high performance head assemblies are available as standard
- The correct specification of raw material type, surface finish, tensile strength and the coiling technology utilized to form the liner are all essential elements in achieving the correct manufacture of a liner



Superior Flexibility and Durability

Every detail has been considered to ensure the welder has the very best handling in all positions

- Cable supports are designed to combine flexibility with smooth and consistent wire feeding
- Cable sets offer the ultimate in heat and abrasion resistance, fused by an electron beam process that maximizes flexibility and enhances durability



Tough and Resilient

Glass filled polymers are used to produce tough and resilient handle sets and rear end housings

- Euro bodies utilize industry standard (thanks to us!) spring pins
- A broad selection of optional rear-end terminations ensure worldwide compatibility

The Smart Way To Buy Welding and Cutting Tools



TRG Mig/Mag Torch Range

Ratings: 200 Amp to 350 Amp, Mixed Gas

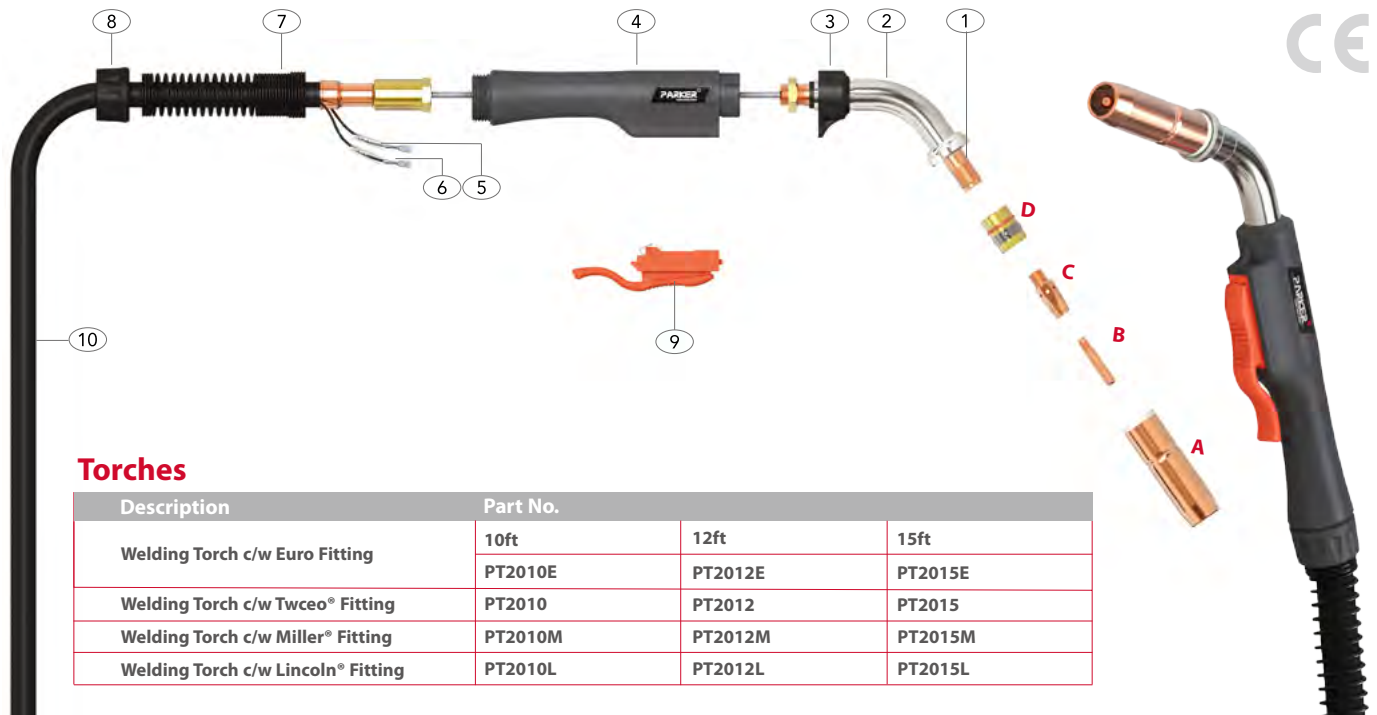


| Model | TR 200A | TR 300A | TR 400A | TR 500A |
|-------------------------|-------------------------|-------------------------|-------------------------|-------------------------|
| Technical Data | | | | |
| Cooling Method | Air-Cooled | Air-Cooled | Air-Cooled | Air-Cooled |
| Rating: CO ₂ | 250A | 300A | 400A | 500A |
| Rating: Mixed Gas | 200A | 200A | 300A | 350A |
| Duty Cycle | 60% | 60% | 60% | 60% |
| Wire Size | 0.6-1.2 / 0.023"-0.045" | 0.8-1.2 / 0.030"-0.045" | 1.0-1.6 / 0.040"-0.063" | 1.0-1.6 / 0.040"-0.063" |

| | | | | | |
|--------------------|-------------|--------------|--------------|--------------|--------------|
| Order Codes | 10ft | PT2010 E/M/L | PT3010 E/M/L | PT4010 E/M/L | PT5010 E/M/L |
| | 12ft | PT2012 E/M/L | PT3012 E/M/L | PT4012 E/M/L | PT5012 E/M/L |
| | 15ft | PT2015 E/M/L | PT3015 E/M/L | PT4015 E/M/L | PT5015 E/M/L |

TR 200A Mig/Mag Torch Range

Rating: 250A CO₂, 200A mixed gas, EN60974-7 @ 60% duty cycle. 0.6 to 1.2mm / 0.023-0.045" wires
Air-Cooled Mig Welding Torch



Torches

| Description | Part No. | | |
|--|----------|---------|---------|
| | 10ft | 12ft | 15ft |
| Welding Torch c/w Euro Fitting | PT2010E | PT2012E | PT2015E |
| Welding Torch c/w Twceo [®] Fitting | PT2010 | PT2012 | PT2015 |
| Welding Torch c/w Miller [®] Fitting | PT2010M | PT2012M | PT2015M |
| Welding Torch c/w Lincoln [®] Fitting | PT2010L | PT2012L | PT2015L |

Wear Parts

A Nozzles

| Part No. | Description | Bore | Wall | Material |
|------------|----------------------|------|--------|----------|
| P401-4-38 | 1/8" Recess Tip 3/8" | 9.50 | 2.25mm | Copper |
| P401-4-50 | 1/8" Recess Tip 1/2" | 12.7 | 2.25mm | Copper |
| *P401-4-62 | 1/8" Recess Tip 5/8" | 16.0 | 2.25mm | Copper |
| P401-4-75 | 1/8" Recess Tip 3/4" | 19.0 | 2.25mm | Copper |
| P401-5-50 | 1/4" Recess Tip 1/2" | 12.7 | 2.40mm | Copper |
| P401-5-62 | 1/4" Recess Tip 5/8" | 16.0 | 2.40mm | Copper |
| P401-5-75 | 1/4" Recess Tip 3/4" | 19.0 | 2.40mm | Copper |
| P401-6-50 | 1/8" Recess Tip 1/2" | 12.7 | 2.40mm | Copper |
| P401-6-62 | 1/8" Recess Tip 5/8" | 16.0 | 2.40mm | Copper |
| P401-6-75 | 1/8" Recess Tip 3/4" | 19.0 | 2.40mm | Copper |

B Contact Tips

| Part No. | Description | Material | Wire Size | |
|----------|-------------|----------|-----------|-------|
| | | | mm | inch |
| P403-10 | Contact Tip | Ecu | 1.0 | 0.040 |
| P403-23 | Contact Tip | Ecu | 0.6 | 0.023 |
| P403-30 | Contact Tip | Ecu | 0.8 | 0.030 |
| *P403-35 | Contact Tip | Ecu | 0.9 | 0.035 |
| P403-45 | Contact Tip | Ecu | 1.2 | 0.045 |

C Diffusers

| Part No. | Description | Material |
|----------|--------------------------|----------|
| *P404 | Gas Diffuser For Std Tip | Copper |
| P404-1 | Gas Diffuser For H.D Tip | Copper |

D Head

| Part No. | Description | Material |
|----------|-------------------------|----------|
| *P402-3 | Retaining Head Assembly | Brass |

E Liners

| Part No. | Description | Length | Wire Size | |
|--------------|--------------------|--------|-----------|-------------|
| | | | mm | inch |
| P415-23-10B | Steel Liner x 10ft | 3.80mt | 0.6 | 0.023 |
| P415-23-15B | Steel Liner x 15ft | 4.90mt | 0.6 | 0.023 |
| P415-30-10B | Steel Liner x 10ft | 3.80mt | 0.8 | 0.030 |
| P415-30-15B | Steel Liner x 15ft | 4.90mt | 0.8 | 0.030 |
| *P415-35-10B | Steel Liner x 10ft | 3.80mt | 0.9-1.2 | 0.035-0.045 |
| *P415-35-15B | Steel Liner x 15ft | 4.90mt | 0.9-1.2 | 0.035-0.045 |

Spare parts


| Part No. | Description |
|-------------|---------------------------------|
| 1 P402-5 | Shock Washer |
| 2 P205-60 | Swan Neck Assembly |
| 3 P210-6 | Small Tregaskiss Handle End Cap |
| 4 PRA20017K | Handle Assembly |
| 5 PB1521 | Cable Terminal |
| 6 PB1521-C | Cable Terminal Cover |
| 7 PTR8017 | Spring Cable Support |
| 8 PTR8003 | Handle Lock Nut |
| 9 P211-5 | Trigger |
| 10 P213-10 | Cable Assembly x 10ft |
| P213-12 | Cable Assembly x 12ft |
| P213-15 | Cable Assembly x 15ft |

*Denotes torch package standard wear part set-up
For more information please refer to the following sections:
•Master Wear Parts Table Page 12-14
•Rear-End / Cable Parts Page 15-18



TR 300A Mig/Mag Torch Range

Rating: 300A CO₂, 200A mixed gas, EN60974-7 @ 60% duty cycle. 0.8 to 1.2mm / 0.030-0.045" wires
Air-Cooled Mig Welding Torch



Torches

| Description | Part No. | | |
|------------------------------------|----------|---------|---------|
| | 10ft | 12ft | 15ft |
| Welding Torch c/w Euro Fitting | PT3010E | PT3012E | PT3015E |
| Welding Torch c/w Twceo® Fitting | PT3010 | PT3012 | PT3015 |
| Welding Torch c/w Miller® Fitting | PT3010M | PT3012M | PT3015M |
| Welding Torch c/w Lincoln® Fitting | PT3010L | PT3012L | PT3015L |

Wear Parts

A Nozzles

| Part No. | Description | Bore | Wall | Material |
|------------|----------------------|------|--------|----------|
| P401-4-38 | 1/8" Recess Tip 3/8" | 9.50 | 2.25mm | Copper |
| P401-4-50 | 1/8" Recess Tip 1/2" | 12.7 | 2.25mm | Copper |
| *P401-4-62 | 1/8" Recess Tip 5/8" | 16.0 | 2.25mm | Copper |
| P401-4-75 | 1/8" Recess Tip 3/4" | 19.0 | 2.25mm | Copper |
| P401-5-50 | 1/4" Recess Tip 1/2" | 12.7 | 2.40mm | Copper |
| P401-5-62 | 1/4" Recess Tip 5/8" | 16.0 | 2.40mm | Copper |
| P401-5-75 | 1/4" Recess Tip 3/4" | 19.0 | 2.40mm | Copper |
| P401-6-50 | 1/8" Recess Tip 1/2" | 12.7 | 2.40mm | Copper |
| P401-6-62 | 1/8" Recess Tip 5/8" | 16.0 | 2.40mm | Copper |
| P401-6-75 | 1/8" Recess TIP 3/4" | 19.0 | 2.40mm | Copper |

B Contact Tips

| Part No. | Description | Material | Wire Size | |
|------------|-------------|----------|-----------|--------|
| | | | mm | inch |
| P403-10 | Contact Tip | Ecu | 1.0 | 0.040 |
| P403-30 | Contact Tip | Ecu | 0.8 | 0.030 |
| *P403-35 | Contact Tip | Ecu | 0.9 | 0.035 |
| P403-45 | Contact Tip | Ecu | 1.2 | 0.045 |
| P403-1-10 | Contact Tip | Ecu | 1.0 | 0.040 |
| P403-1-30 | Contact Tip | Ecu | 0.8 | 0.030 |
| P403-1-35 | Contact Tip | Ecu | 0.9 | 0.035 |
| P403-1-45 | Contact Tip | Ecu | 1.2 | 0.045 |
| P403-1-364 | Contact Tip | Ecu | 1.2A | 3/64"A |

C Diffusers

| Part No. | Description | Material |
|----------|--------------------------|----------|
| *P404 | Gas Diffuser For Std Tip | Copper |
| P404-1 | Gas Diffuser For H.D Tip | Copper |

*Denotes torch package standard wear part set-up

For more information please refer to the following sections:

- *Master Wear Parts Table Page 12-14
- *Rear-End / Cable Parts Page 15-18

D Head

| Part No. | Description | Material |
|----------|-------------------------|----------|
| *P402-3 | Retaining Head Assembly | Brass |
| P404-3 | Retaining Head Assembly | Brass |


E Liners

| Part No. | Description | Length | Wire Size | |
|--------------|--------------------|--------|-----------|-------------|
| | | | mm | inch |
| P415-30-10B | Steel Liner x 10ft | 3.80mt | 0.8 | 0.030 |
| P415-30-15B | Steel Liner x 15ft | 4.90mt | 0.8 | 0.030 |
| *P415-35-10B | Steel Liner x 10ft | 3.80mt | 0.9-1.2 | 0.035-0.045 |
| *P415-35-15B | Steel Liner x 15ft | 4.90mt | 0.9-1.2 | 0.035-0.045 |

Spare Parts

| Part No. | Description |
|----------|---------------------------------------|
| 1 | P402-5 Shock Washer |
| 2 | P305-60 Swan Neck Assembly |
| 3 | P407 Torch Body Assembly |
| 4 | PB2517 Hanger Hook |
| 5 | PRA30017K Handle Assembly |
| 6 | PB1521 Cable Terminal |
| 7 | PB1521-C Cable Terminal Cover |
| 8 | PTR8018 Cable Support |
| 9 | PTR8015 Handle Lock Nut |
| 10 | P411-1 Trigger Switch |
| 11 | PRA30017Q Switch Housing c/w Trigger |
| 12 | P411-3 No.10-32 UNF Screws c/w Washer |
| 13 | P313-10 Cable Assembly x 10ft |
| | P313-12 Cable Assembly x 12ft |
| | P313-15 Cable Assembly x 15ft |





Torches

| Description | Part No. | | |
|------------------------------------|----------|---------|---------|
| | 10ft | 12ft | 15ft |
| Welding Torch c/w Euro Fitting | PT4010E | PT4012E | PT4015E |
| Welding Torch c/w Twceo® Fitting | PT4010 | PT4012 | PT4015 |
| Welding Torch c/w Miller® Fitting | PT4010M | PT4012M | PT4015M |
| Welding Torch c/w Lincoln® Fitting | PT4010L | PT4012L | PT4015L |

Wear Parts

A Nozzles

| Part No. | Description | Bore | Wall | Material |
|------------|----------------------|------|--------|----------|
| P401-4-38 | 1/8" Recess Tip 3/8" | 9.50 | 2.25mm | Copper |
| P401-4-50 | 1/8" Recess Tip 1/2" | 12.7 | 2.25mm | Copper |
| P401-4-62 | 1/8" Recess Tip 5/8" | 16.0 | 2.25mm | Copper |
| P401-4-75 | 1/8" Recess Tip 3/4" | 19.0 | 2.25mm | Copper |
| P401-5-50 | 1/4" Recess Tip 1/2" | 12.7 | 2.40mm | Copper |
| *P401-5-62 | 1/4" Recess Tip 5/8" | 16.0 | 2.40mm | Copper |
| P401-5-75 | 1/4" Recess Tip 3/4" | 19.0 | 2.40mm | Copper |
| P401-6-50 | 1/8" Recess Tip 1/2" | 12.7 | 2.40mm | Copper |
| P401-6-62 | 1/8" Recess Tip 5/8" | 16.0 | 2.40mm | Copper |
| P401-6-75 | 1/8" Recess Tip 3/4" | 19.0 | 2.40mm | Copper |

B Contact Tips

| Part No. | Description | Material | Wire Size | |
|------------|-------------|----------|-----------|--------|
| | | | mm | inch |
| P403-10 | Contact Tip | Ecu | 1.0 | 0.040 |
| P403-35 | Contact Tip | Ecu | 0.9 | 0.035 |
| P403-45 | Contact Tip | Ecu | 1.2 | 0.045 |
| P403-52 | Contact Tip | Ecu | 1.3 | 0.052 |
| P403-116 | Contact Tip | Ecu | 1.6 | 1/16" |
| P403-1-10 | Contact Tip | Ecu | 1.0 | 0.040 |
| P403-1-35 | Contact Tip | Ecu | 0.9 | 0.035 |
| *P403-1-45 | Contact Tip | Ecu | 1.2 | 0.045 |
| P403-1-52 | Contact Tip | Ecu | 1.3 | 0.052 |
| P403-1-55 | Contact Tip | Ecu | 1.4 | 0.055 |
| P403-1-116 | Contact Tip | Ecu | 1.6 | 1/16" |
| P403-1-364 | Contact Tip | Ecu | 1.2A | 3/64"A |

*Denotes torch package standard wear part set-up
For more information please refer to the following sections:
•Master Wear Parts Table Page 12-14
•Rear-End / Cable Parts Page 15-18

C Head

| Part No. | Description | Material |
|----------|-------------------------|----------|
| P402-3 | Retaining Head Assembly | Brass |
| *P404-3 | Retaining Head Assembly | Brass |

D Liners

| Part No. | Description | Length | Wire Size | |
|---------------|--------------------|--------|-----------|-------------|
| | | | mm | inch |
| P415-35-10B | Steel Liner x 10ft | 3.80mt | 0.9-1.2 | 0.035-0.045 |
| P415-35-15B | Steel Liner x 15ft | 4.90mt | 0.9-1.2 | 0.035-0.045 |
| *P415-116-10B | Steel Liner x 10ft | 3.80mt | 1.2-1.6 | 0.045-1/16" |
| *P415-116-15B | Steel Liner x 15ft | 4.90mt | 1.2-1.6 | 0.045-1/16" |

Spare Parts

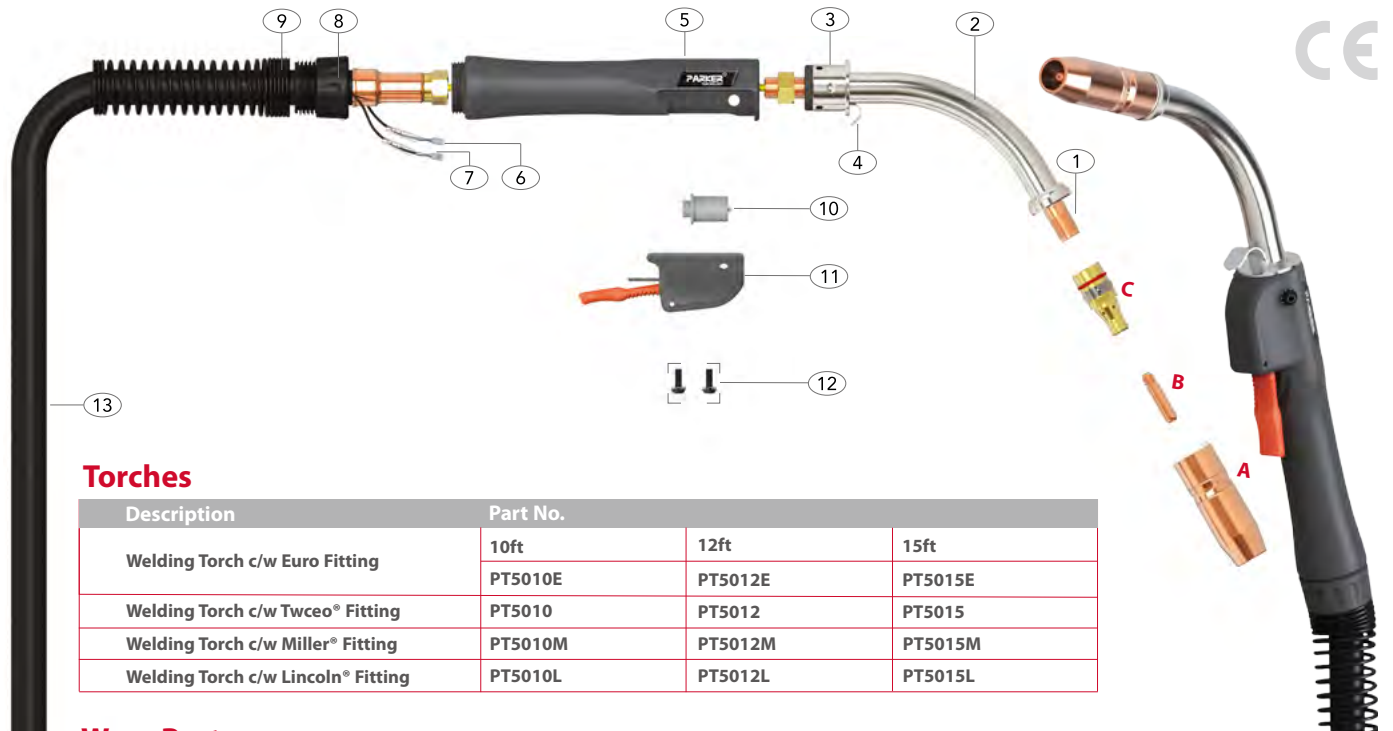
| Part No. | Description |
|----------|---------------------------------------|
| 1 | P402-5 Shock Washer |
| 2 | P405-60 Swan Neck Assembly |
| 3 | P407 Torch Body Assembly |
| 4 | PB2517 Hanger Hook |
| 5 | PRA30017K Handle Assembly |
| 6 | PB1521 Cable Terminal |
| 7 | PB1521-C Cable Terminal Cover |
| 8 | PTR8018 Cable Support |
| 9 | PTR8015 Handle Lock Nut |
| 10 | P411-1 Trigger Switch |
| 11 | PRA30017Q Switch Housing c/w Trigger |
| 12 | P411-3 No.10-32 UNF Screws c/w Washer |
| 13 | P413-10 Cable Assembly x 10ft |
| | P413-12 Cable Assembly x 12ft |
| | P413-15 Cable Assembly x 15ft |



TR 500A Mig/Mag Torch Range

Rating: 500A CO₂, 350A mixed gas, EN60974-7 @ 60% duty cycle. 1.0 to 1.6mm / 0.040-1/16" wires

Air-Cooled Mig Welding Torch



Torches

| Description | Part No. | | |
|------------------------------------|----------|---------|---------|
| | 10ft | 12ft | 15ft |
| Welding Torch c/w Euro Fitting | PT5010E | PT5012E | PT5015E |
| Welding Torch c/w Twceo® Fitting | PT5010 | PT5012 | PT5015 |
| Welding Torch c/w Miller® Fitting | PT5010M | PT5012M | PT5015M |
| Welding Torch c/w Lincoln® Fitting | PT5010L | PT5012L | PT5015L |

Wear Parts

A Nozzles

| Part No. | Description | Bore | Wall | Material |
|------------|----------------------|------|--------|----------|
| P401-4-38 | 1/8" Recess tip 3/8" | 9.50 | 2.25mm | Copper |
| P401-4-50 | 1/8" Recess tip 1/2" | 12.7 | 2.25mm | Copper |
| P401-4-62 | 1/8" Recess tip 5/8" | 16.0 | 2.25mm | Copper |
| P401-4-75 | 1/8" Recess tip 3/4" | 19.0 | 2.25mm | Copper |
| P401-5-50 | 1/4" Recess tip 1/2" | 12.7 | 2.40mm | Copper |
| *P401-5-62 | 1/4" Recess tip 5/8" | 16.0 | 2.40mm | Copper |
| P401-5-75 | 1/4" Recess tip 3/4" | 19.0 | 2.40mm | Copper |
| P401-6-50 | 1/8" Recess tip 1/2" | 12.7 | 2.40mm | Copper |
| P401-6-62 | 1/8" Recess tip 5/8" | 16.0 | 2.40mm | Copper |
| P401-6-75 | 1/8" Recess tip 3/4" | 19.0 | 2.40mm | Copper |

B Contact Tips

| Part No. | Description | Material | Wire Size | |
|-------------|-------------|----------|-----------|--------|
| | | | mm | inch |
| P403-10 | Contact Tip | Ecu | 1.0 | 0.040 |
| P403-45 | Contact Tip | Ecu | 1.2 | 0.045 |
| P403-52 | Contact Tip | Ecu | 1.3 | 0.052 |
| P403-116 | Contact Tip | Ecu | 1.6 | 1/16" |
| P403-1-10 | Contact Tip | Ecu | 1.0 | 0.040 |
| P403-1-45 | Contact Tip | Ecu | 1.2 | 0.045 |
| P403-1-52 | Contact Tip | Ecu | 1.3 | 0.052 |
| P403-1-55 | Contact Tip | Ecu | 1.4 | 0.055 |
| *P403-1-116 | Contact Tip | Ecu | 1.6 | 1/16" |
| P403-1-364 | Contact Tip | Ecu | 1.2A | 3/64"A |
| P403-1-564 | Contact Tip | Ecu | 2.0 | 5/64" |

C Head

| Part No. | Description | Material |
|----------|-------------------------|----------|
| P402-3 | Retaining Head Assembly | Brass |
| *P404-3 | Retaining Head Assembly | Brass |

D Liners

| Part No. | Description | Length | Wire Size | |
|---------------|--------------------|--------|-----------|-------------|
| | | | mm | inch |
| P415-35-10B | Steel Liner x 10ft | 3.80mt | 0.9-1.2 | 0.035-0.045 |
| P415-35-15B | Steel Liner x 15ft | 4.90mt | 0.9-1.2 | 0.035-0.045 |
| *P415-116-10B | Steel Liner x 10ft | 3.80mt | 1.2-1.6 | 0.045-1/16" |
| *P415-116-15B | Steel Liner x 15ft | 4.90mt | 1.2-1.6 | 0.045-1/16" |

Spare Parts


| Part No. | Description |
|----------|---------------------------------------|
| 1 | P402-5 Shock Washer |
| 2 | P305-60 Swan Neck Assembly |
| 3 | P407 Torch Body Assembly |
| 4 | PB2517 Hanger Hook |
| 5 | PRA30017K Handle Assembly |
| 6 | PB1521 Cable Terminal |
| 7 | PB1521-C Cable Terminal Cover |
| 8 | PRA50017F Lock Nut |
| 9 | PTR8019 Cable Support - Large Handle |
| 10 | P411-1 Trigger Switch |
| 11 | PRA30017Q Switch Housing c/w Trigger |
| 12 | P411-3 No.10-32 UNF Screws c/w Washer |
| 13 | P513-10 Cable Assembly x 10ft |
| | P513-12 Cable Assembly x 12ft |
| | P513-15 Cable Assembly x 15ft |

*Denotes torch package standard wear part set-up
For more information please refer to the following sections:
•Master Wear Parts Table Page 12-14
•Rear-End / Cable Parts Page 15-18




TRG 200A/300A/400A/500A

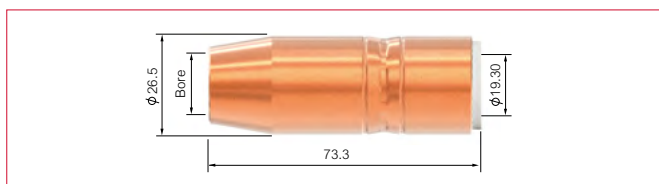
| Part No. | Description | Bore | Wall | Material |
|------------|----------------------------------|------|--------|----------|
| P401-4-38 | 1/8" Recess Tip 3/8" Bore Nozzle | 9.50 | 2.25mm | Copper |
| P401-4-50 | 1/8" Recess Tip 1/2" Bore Nozzle | 12.7 | 2.25mm | Copper |
| *P401-4-62 | 1/8" Recess Tip 5/8" Bore Nozzle | 16.0 | 2.25mm | Copper |
| P401-4-75 | 1/8" Recess Tip 3/4" Bore Nozzle | 19.0 | 2.25mm | Copper |



| | | | | |
|------------|----------------------------------|------|--------|--------|
| P401-5-50 | 1/4" Recess Tip 1/2" Bore Nozzle | 12.7 | 2.40mm | Copper |
| *P401-5-62 | 1/4" Recess Tip 5/8" Bore Nozzle | 16.0 | 2.40mm | Copper |
| P401-5-75 | 1/4" Recess Tip 3/4" Bore Nozzle | 19.0 | 2.40mm | Copper |



| | | | | |
|-----------|----------------------------------|------|--------|--------|
| P401-6-50 | 1/8" Recess Tip 1/2" Bore Nozzle | 12.7 | 2.40mm | Copper |
| P401-6-62 | 1/8" Recess Tip 5/8" Bore Nozzle | 16.0 | 2.40mm | Copper |
| P401-6-75 | 1/8" Recess Tip 3/4" Bore Nozzle | 19.0 | 2.40mm | Copper |




* Denotes torch package standard wear part set-up

Contact Tip

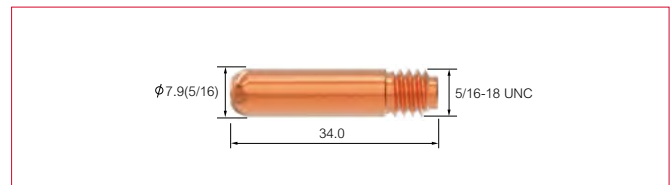
TRG 200A/300A/400A/500A

| Part No. | Description | Wire Size | | Material |
|----------|-------------|-----------|-------|----------|
| | | mm | inch | |
| P403-10 | Contact Tip | 1.0 | 0.040 | Ecu |
| P403-23 | Contact Tip | 0.6 | 0.023 | Ecu |
| P403-30 | Contact Tip | 0.8 | 0.030 | Ecu |
| *P403-35 | Contact Tip | 0.9 | 0.035 | Ecu |
| P403-45 | Contact Tip | 1.2 | 0.045 | Ecu |
| P403-52 | Contact Tip | 1.3 | 0.052 | Ecu |
| P403-116 | Contact Tip | 1.6 | 1/16" | Ecu |



TRG 300A/400A/500A


| Part No. | Description | Wire Size | | Material |
|-------------|-------------|-----------|--------|----------|
| | | mm | inch | |
| P403-1-10 | Contact Tip | 1.0 | 0.040 | Ecu |
| P403-1-30 | Contact Tip | 0.8 | 0.030 | Ecu |
| P403-1-35 | Contact Tip | 0.9 | 0.035 | Ecu |
| *P403-1-45 | Contact Tip | 1.2 | 0.045 | Ecu |
| P403-1-52 | Contact Tip | 1.3 | 0.052 | Ecu |
| P403-1-55 | Contact Tip | 1.4 | 0.055 | Ecu |
| P403-1-1.8 | Contact Tip | 1.8 | 0.071 | Ecu |
| *P403-1-116 | Contact Tip | 1.6 | 1/16" | Ecu |
| P403-1-332 | Contact Tip | 2.4 | 3/32" | Ecu |
| P403-1-364 | Contact Tip | 1.2A | 3/64"A | Ecu |
| P403-1-564 | Contact Tip | 2.0 | 5/64" | Ecu |



Diffuser

TRG 200A/300A


| Part No. | Description | Material |
|----------|--------------------------|----------|
| *P404 | Gas Diffuser For Std Tip | Copper |
| P404-1 | Gas Diffuser For H.D Tip | Copper |



Head


TRG 200A/300A/400A/500A

| Part No. | Description | Material |
|----------|-------------------------|----------|
| *P402-3 | Retaining Head Assembly | Brass |



TRG 300A/400A/500A

| Part No. | Description | Material |
|----------|-------------------------|----------|
| *P404-3 | Retaining Head Assembly | Brass |



* Denotes torch package standard wear part set-up

Liner Options 0.8-0.9mm

TRG 200A

| Part No. | Description | Length | Nipple | Wire Size | |
|-------------|--------------------|--------|--------------|-----------|-------|
| | | | | mm | inch |
| P415-23-10B | Steel Liner x 10ft | 3.80m | Brass Nipple | 0.6 | 0.023 |
| P415-23-15B | Steel Liner x 15ft | 4.90m | Brass Nipple | 0.6 | 0.023 |
| P415-23-25B | Steel Liner x 25ft | 8.10m | Brass Nipple | 0.6 | 0.023 |



TRG 200A/300A

| Part No. | Description | Length | Nipple | Wire Size | |
|-------------|--------------------|--------|--------------|-----------|-------|
| | | | | mm | inch |
| P415-30-10B | Steel Liner x 10ft | 3.80m | Brass Nipple | 0.8 | 0.030 |
| P415-30-15B | Steel Liner x 15ft | 4.90m | Brass Nipple | 0.8 | 0.030 |
| P415-30-25B | Steel Liner x 25ft | 8.10m | Brass Nipple | 0.8 | 0.030 |



TRG 200A/300A/400A/500A

| Part No. | Description | Length | Nipple | Wire Size | |
|--------------|--------------------|--------|--------------|-----------|-------------|
| | | | | mm | inch |
| *P415-35-10B | Steel Liner x 10ft | 3.80m | Brass Nipple | 0.9-1.2 | 0.035-0.045 |
| *P415-35-15B | Steel Liner x 15ft | 4.90m | Brass Nipple | 0.9-1.2 | 0.035-0.045 |
| P415-35-25B | Steel Liner x 25ft | 8.10m | Brass Nipple | 0.9-1.2 | 0.035-0.045 |



TRG 400A/500A

| Part No. | Description | Length | Nipple | Wire Size | |
|---------------|--------------------|--------|--------------|-----------|-------------|
| | | | | mm | inch |
| P415-116-1B | Steel Liner x 1ft | 0.30m | Brass Nipple | 1.2-1.6 | 0.045-1/16" |
| *P415-116-10B | Steel Liner x 10ft | 3.80m | Brass Nipple | 1.2-1.6 | 0.045-1/16" |
| *P415-116-15B | Steel Liner x 15ft | 4.90m | Brass Nipple | 1.2-1.6 | 0.045-1/16" |
| P415-116-25B | Steel Liner x 25ft | 8.10m | Brass Nipple | 1.2-1.6 | 0.045-1/16" |




* Denotes torch package standard wear part set-up

Euro Termination

TRG 200/300

| Part No. | Description |
|-------------|---------------------------|
| 1 PC8026 | Housing Spring(Short) |
| 2 PB1522 | Cable Terminal Male |
| 3 PT8028 | Spring Cable Support Nut |
| 4 SC8017 | Large Housing Cover |
| 5 PT5022 | Gun Plug Housing Assembly |
| 6 PBL1541 | Gun Plug Screw |
| 7 PC1519/S | Euro Housing Nut Assembly |
| 8 PB1523 | Gun Plug Terminal Female |
| 9 PC425-10K | Euro Gun Plug Body |
| 10 PB1524 | Gun Plug "O" Ring |



Euro Termination

TRG 400/500

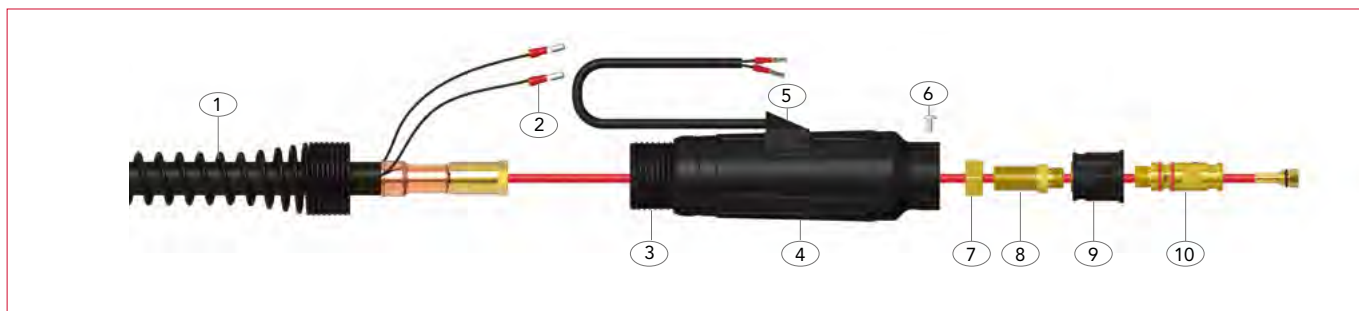
| Part No. | Description |
|-------------|---------------------------|
| 1 PC8026 | Housing Spring(Short) |
| 2 PB1522 | Cable Terminal Male |
| 3 PT8028 | Spring Cable Support Nut |
| 4 SC8017 | Large Housing Cover |
| 5 PT5022 | Gun Plug Housing Assembly |
| 6 PB1526 | Gun Plug Screw |
| 7 PB1519/S | Euro Housing Nut Assembly |
| 8 PB1523 | Gun Plug Terminal Female |
| 9 PE425-10K | Gun Plug Body |
| 10 PB1524 | Gun Plug 'O' Ring |



Tweco® Termination

TRG 200/300/400


| Part No. | Description | |
|----------|---------------|---------------------------|
| 1 | PC8026 | Housing Spring(Short) |
| 2 | PB1522 | Cable Terminal Male |
| 3 | PT8028 | Spring Cable Support Nut |
| 4 | PT5022 | Gun Plug Housing Assembly |
| 5 | SC8017 | Large Housing Wire Cover |
| 6 | PBL1541 | Gun Plug Screw |
| 7 | PE425-10K/3 | Cable End Lock Nut |
| 8 | PTR1587 | Cable End Adaptor |
| 9 | PECEM1575/2 | Hybrid Plug Body TWC 1-4 |
| 10 | PECET1575/T/1 | Tweco® 1-4 Power Pin |



Tweco® Termination

TRG 500


| Part No. | Description | |
|----------|-------------|---------------------------|
| 1 | PC8026 | Housing Spring(Short) |
| 2 | PB1522 | Cable Terminal Male |
| 3 | PT8028 | Spring Cable Support Nut |
| 4 | PT5022 | Gun Plug Housing Assembly |
| 5 | SC8017 | Large Housing Wire Cover |
| 6 | PBL1541 | Gun Plug Screw |
| 7 | PE425-10K/3 | Cable End Lock Nut |
| 8 | PTR1587 | Cable End Adaptor |
| 9 | PECEM1575/2 | Hybrid Plug Body TWC 5 |
| 10 | PECET1576/1 | Tweco® 5 Power Pin |



TRG Mig/Mag Torch Range

USA Direct Plug Connector Kits


Miller®



Direct Plug Connector

| Part No. | Description |
|----------|--------------------------------------|
| 1 | PECEM1575/SW/C Miller® Plug Assembly |
| 2 | PE425-10K/3 Cable End Lock Nut |
| 3 | PTR1587 Cable End Adaptor |
| 4 | PECEM1575/2 Hybrid Plug Body TWC 1-4 |
| 5 | PECEM1575/T/1 Miller® Power Pin |
| 6 | *PML1570 Wire Guide 0.35" - 1/16" |
| | PML1571 Wire Guide 5/16" - 3/32" |
| 7 | PECEM1575/TE Miller® Rear End Kit |

Tweco®



Direct Plug Connector

| Part No. | Description |
|----------|--------------------------------------|
| 1 | PECEL1575/SW/C Switch Wire Assembly |
| 2 | PE425-10K/3 Cable End Lock Nut |
| 3 | PTR1587 Cable End Adaptor |
| 4 | PECEM1575/2 Hybrid Plug Body TWC 1-4 |
| 5 | PECET1575/T/1 Tweco® 1-4 Power Pin |
| 6 | PECET1576/T/1 Tweco® 5 Power Pin |
| 7 | PECEM1575/TE Tweco® Rear End Kit |
| | PECET1576/TE Tweco® Rear End Kit |

Lincoln®



Direct Plug Connector

| Part No. | Description |
|----------|---|
| 1 | PM16725/C Lincoln® Plug Assembly |
| 2 | PE425-10K/3 Cable End Lock Nut |
| 3 | PTR1587 Cable End Adaptor |
| 4 | PECEL1575/G Lincoln® Gas Tube Assembly |
| 5 | PECEL1575/T Lincoln® Power Pin |
| 6 | PT5022/L Gun Plug Housing Assembly Lincoln® |
| 7 | PECEL1575/TE Lincoln® Rear End Kit |

* Denotes torch package standard wear part set-up

USA Direct Plug Connector Kits


LPW



Direct Plug Connector

| Part No. | Description |
|----------|--------------------------------------|
| 1 | PECEM1575/SW/C Miller® Plug Assembly |
| 2 | PE425-10K/3 Cable End Lock Nut |
| 3 | PTR1587 Cable End Adaptor |
| 4 | PECEM1575/2 Hybrid Plug Body TWC 1-4 |
| 5 | PECET1575/T/1 Tweco® 1-4 Power Pin |
| 6 | PECELPW1575/TE LPW Rear End Kit |

LPB



Direct Plug Connector

| Part No. | Description |
|----------|--------------------------------------|
| 1 | PM16725/C Lincoln® Plug Assembly |
| 2 | PE425-10K/3 Cable End Lock Nut |
| 3 | PTR1587 Cable End Adaptor |
| 4 | PECEM1575/2 Hybrid Plug Body TWC 1-4 |
| 5 | PECET1575/T/1 Tweco® 1-4 Power Pin |
| 6 | PECELPB1575/TE LPB Rear End Kit |



POWERWELD

INDIANA

PowerWeld Corporation

2501 Beech Street
Valparaiso, Indiana 46383, U.S.A.
Telephone: (800)826-9073
Facsimile: (888) 684-3759

Local Numbers

Telephone: (219)462-8700
Facsimile: (219) 462-2424
www.powerweldinc.com
sales@powerweldinc.com

TEXAS

PowerWeld Corporation

602 E. Avenue K,
Grand Prairie, Texas 75050, U.S.A.
Telephone: (855)780-9353(weld)
Facsimile: (855)785-9353(weld)

Local Numbers

Telephone: (972)641-9353(weld)
Facsimile: (972)641-9354
www.powerweldinc.com
sales@powerweldinc.com

ONTARIO

Techniweld Corporation

2300 Winston Park Drive
Oakville, Ontario, L6H 7T7 Canada
Telephone: 1-800-268-4833
Facsimile: 1-800-463-0790

Local Numbers

Phone: (905)829-8780
Fax: (905)829-5660
www.techniweld.com
sales@techniweld.com

ALBERTA

Techniweld Corporation

9637A 45th Avenue
Edmonton, Alberta, T6E 5Z8 Canada
Telephone: 1-800-661-9880
Facsimile: 1-800-635-3185

Local Numbers

Phone: (780)434-1117
Fax: (780)434-1188
www.techniweld.com
sales@techniweld.com

