



**Prairie Restorations, Inc.** 

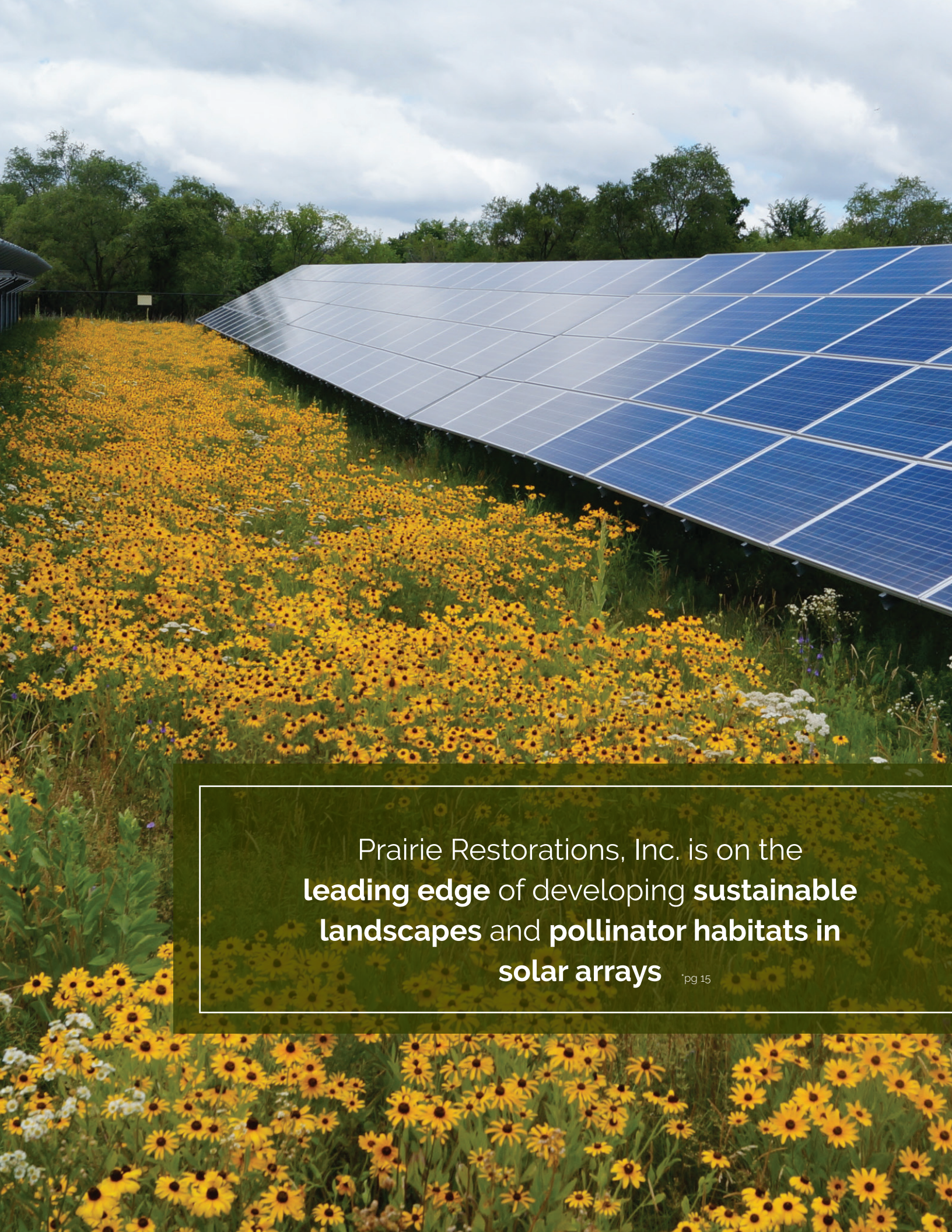
Bringing people together with the land

2023 Pricing & Information

[www.PrairieResto.com](http://www.PrairieResto.com)







Prairie Restorations, Inc. is on the **leading edge** of developing **sustainable landscapes** and **pollinator habitats** in **solar arrays** pg 15

# About Us

Innovation & sustainability



**At Prairie Restorations, our mission has always been to produce and provide the most ecologically appropriate seeds, plants, products, and services and to utilize them to restore and manage native plant communities.**

Prairie Restorations, Inc. was founded in 1977 as one of the first companies in the nation devoted exclusively to designing, restoring, and managing native prairie plant communities. Since then, we've grown from three employees in a single location to a full-time staff of over 85 employees in six locations throughout Minnesota.

While our mission has not changed, our scope has. We are not just about prairies anymore, we have expanded our expertise and our services to encompass restoring wetland, woodland, and shoreline plant communities.

## Historical Natural Vegetation

Our goal at Prairie Restorations, Inc. is to identify the appropriate plant community for every property we restore. We use historic land

surveys, along with many other tools, to determine your property's historic native vegetation type. These surveys give us the best possible idea of what your land would have looked like before human settlement.

Plants exhibit genetic variation throughout their range. Over time, a species will adapt to its locale to adapt to that particular climate's conditions.

## Local Ecotype

The origin or source of seed or plants used in restoration is an important factor to consider. There can be significant variation within a species, particularly one that grows in a wide geographic range. Over time, a species will adapt to its locale, with a life cycle that fits the climate, season length, soils, and other prevalent conditions. A "local

ecotype" seed or plant is sourced from a specific location and is therefore adapted to the conditions of the region from which it came. For this reason, it is important to consider the source of the seed and plants used in restoration and use local ecotype whenever possible. We are dedicated to keeping track of the source of our materials and making wise decisions concerning genetic origin in our restoration projects. The authenticity of species and the origin of seeds and plants are at the heart of what we do.

We grow all of our seedlings and produce our seeds at our two farms so that we can produce the highest quality products available. Our plants for these production centers are sourced from nearby remnant prairies, guaranteeing that the plants we use for your project will be from that local ecotype.



Prairie smoke (*Geum triflorum*) at our Princeton, MN farm



# Native Makes a Difference

Why you should use native plants



**Native plants can be used to improve water quality and prevent erosion, with their deep, extensive root systems.**

Native plants can help improve infiltration, utilize excess nutrients and hold soils in place. This makes them a perfect choice for a wide range of landscaping projects, including rain gardens, shorelines, green roofs and steep slopes.

Restoring native plant communities on residential, agricultural, corporate, and public properties provides lasting benefits, and allows the owners to express their own land ethic. The end result is a diverse, stable, energy efficient landscape that provides years of enjoyment.

A key benefit to native landscapes, is the unique ability to change with the seasons and maintain their beauty while delivering connection to the cycles of nature. These landscapes, and their changes throughout the year, provide valuable habitat for pollinators, songbirds and other desirable wildlife.

Additionally, native landscapes can provide long term cost savings over turf-based landscapes, as well as dramatically reducing the need for fossil fuel, water, and fertilizer inputs. They capture carbon dioxide from the atmosphere and, with their deep roots, bind carbon into the soil profile, which helps combat climate change.



A key benefit to native landscapes, is the unique ability to change with the seasons and maintain their beauty while delivering connection to the cycles of nature. These landscapes, and their changes throughout the year, provide valuable habitat for pollinators, songbirds and other desirable wildlife."





# Planning Services

Design and plant consultations

**Successful ecological restoration projects require proper planning, thorough preparation, quality materials, and technical expertise.**

PRI is a full service company that provides all of this and more. Our trained restoration professionals approach each project with an ecological mindset, and a deep knowledge of the tools and materials needed to achieve the best possible results. Here is an overview of the planning services we provide:

## Site Evaluations and Project Proposals

The first step in a restoration is to assess the site and consider the ecological and design factors. An experienced member of our team, trained in natural resources, will meet with you to develop a strategy for a successful project. We then prepare an outline of recommended procedures and materials for you, along with associated costs.

This service is provided free of charge for public, commercial, or corporate projects. For residential projects not involving an architect or landscape architect, a fee of \$99 - \$250 will be charged depending on details of the project, which can be applied towards the cost of the project if PRI provides installation. For projects that require landscape drawings, please contact us to discuss costs.

## Consulting

PRI has a long history of sharing our expertise with designers, architects, engineers, builders, conservationists and wetland specialists who may be integrating native plantings into their projects. We understand the importance of each project and can provide valuable insight and practical knowledge to help achieve success.

We are happy to provide basic recommendations via telephone or email. Please contact us to discuss what we can provide in terms of in-depth or formal consulting services.

# Installation Services

From prairies to shorelines

**Contracted installations are the heart and soul of Prairie Restorations, Inc.'s business. Our teams provide expert installation services for homeowners and businesses.**

We operate professional installation crews from each of our five service locations in order to minimize travel and provide the best service possible. We are involved with a wide range of project types for a diverse customer base.

Our restoration projects have a project manager who will guide all operations. Our highly mobile, adaptable and creative team always seeks to find practical solutions and provide positive results. Our installers have hands on experience utilizing the tools of the trade and detailed knowledge of the wide range of plant and seed materials we produce.

No project is too small and we are ready and willing to tackle large, complex restorations. Please contact us to discuss how our installation services can help make your restoration project a success.

With each installation we can provide non-native vegetation control and mitigation, controlled burns, mowing, soil preparation, specialized seeding, erosion control, bioengineering to stabilize shorelines and streambanks, herbivore fencing, tree shelters, and native plant, shrub, and tree installation.

## Project types installed

- Residential prairies
- Corporate campuses
- Large-scale prairies and conservation plantings
- Wetland banks and mitigations
- Shorelines and buffers
- Stream bank stabilizations and bioengineering
- Rain gardens
- Tree and shrub plantings
- Right-of-way restorations
- Remnant enhancements
- Butterfly gardens
- Stormwater management areas
- Housing development outlots
- Parks and natural areas
- Pollinator habitat in solar projects
- And many more!



# Management Services

Maintaining your restoration



**Although native landscapes have lower inputs than turf or traditional landscapes, they do require maintenance to be their best.**

This is especially true during the establishment period, which is roughly three years for most projects.

Our comprehensive management services complete the picture and ensure your project has the best chance at long-term success. We have in-depth knowledge of the life cycles of both native and invasive plants, we are experienced with the tools and techniques, and we understand the critical nature of getting the timing right.

Even if PRI did not install your native landscape, we can evaluate your site, develop a management strategy, and implement it. Please contact us to schedule a consultation with one of our management specialists.



PRI crew manages controlled burn.

## Mowing

Although native landscapes do not need regular mowing like turf, mowing is a useful tool in maintaining native landscapes. Mowing in the dormant season can hasten the breakdown of biomass, and mowing during the first growing season can control annual weeds while the tiny native seedlings develop. PRI can provide mowing of projects of any size using flail mowers and other equipment that is designed to mulch plant material into fine pieces that break down quickly.

## Integrated Plant Management

During the growing season, our crews can visit your site on a regular basis to conduct the appropriate methods of control for unwanted non-native or invasive species. By using a combination of techniques, including spot mowing, selective herbicide treatment, and hand weeding, our crews can discourage the growth of invasives while allowing the natives to flourish.

## Prescribed Burning

Prescribed burning is an extremely useful tool in the management of many types of native landscapes. Many plant community types are fire dependent and thrive when they are burned periodically. Proper planning, permitting, timing, safety, equipment and implementation are all critical when conducting prescribed burns. Our staff has the experience, training and equipment needed to conduct your burn safely and effectively.

## Invasive Species Control

In many cases, plant communities are threatened by or dominated by invasive species. They can threaten diversity, degrade habitat, and ruin aesthetics. PRI is well versed in the techniques for controlling invasive species in existing native plant communities or in restorations. Reed canary grass in wetlands and European buckthorn in woodlands are two examples of invasive species that we use specialized techniques to control.

## Woodland Management and Enhancement

PRI's approach to buckthorn removal and other invasive woody species is implemented with minimal environmental impact. Our goal is to protect desirable trees and sensitive understory plants while effectively removing the unwanted invaders. Our approach includes careful treatment to prevent resprouting and comprehensive follow-up management of new seedlings. In addition, we also offer other services that can enhance your woodland, including thinning, ecologically sensitive harvesting, savanna restoration and consulting. Please contact us for a consultation with one of our woodland specialists.

## Management Planning

It can be helpful to develop a long term management strategy on larger, more complex sites, such as corporate campuses, golf courses, parks or residential developments. PRI can help develop a comprehensive management plan for your site that will provide guidelines for future maintenance.



# Products

From seeds to trees



We proudly produce a full range of native seed, plants, trees and shrubs for restoration projects. These high quality products are the foundation of our projects and we could not achieve success without them. Having a diverse palette of materials to choose from allows for proper matching of species to each project site. Choosing the right species and the best possible genetic origin is critical for the integrity and success of your project.

## Our Production Centers

We produce our plant and seed materials in two locations. At our Princeton Farm in central Minnesota, we produce plants and seed with genetic origins from the centrally located Anoka Sand Plain and from a beautiful wooded remnant located just north of the sand plain. We use these prairie, wetland and woodland materials on projects throughout the central and southern parts of Minnesota as well as adjacent parts of Wisconsin and South Dakota.

Our second production center is located just west of Duluth, MN. This site produces plants and seed for species that are adapted to the northern region. These materials are used for projects in Northeastern Minnesota and adjoining Northern Wisconsin. This site also produces the majority of our trees and shrubs which are used on projects across the region and sold in our retail stores.



Big bluestem (*Andropogon gerardii*)



We grow,  
harvest, and  
clean our own  
native grass  
and wildflower  
seed.



# Seed



Native grasses & wildflowers

At Prairie Restorations, our mission has always been to produce and provide the most ecologically appropriate seeds, plants, products, and services and to utilize them to restore and manage native plant communities.

These materials are of local origin, and are grown in plots at one of our two production centers. All of our seed undergoes testing for purity and germination and is sold as Pure Live Seed (PLS). PRI seed is used on projects that we install and is available for retail purchase.

We provide seed as individual species or combined in mixes.

Our standard seed mixes are each designed to suit specific site conditions or design considerations. Each of these has a corresponding grass and wildflower mix which are often, but not always used together. These mixes can be supplemented with additional species or custom seed mixes can be created for a showier or more diverse planting.

Project goals, budget, site conditions and project location are all important factors in determining the mix components. Please contact us for help in formulating the optimum seed mixes for your project.

# Plants



Diverse offering of live plants

PRI produces a very diverse range of native grass and wildflower species as plants. Many species are produced as plants that are not available as seed.

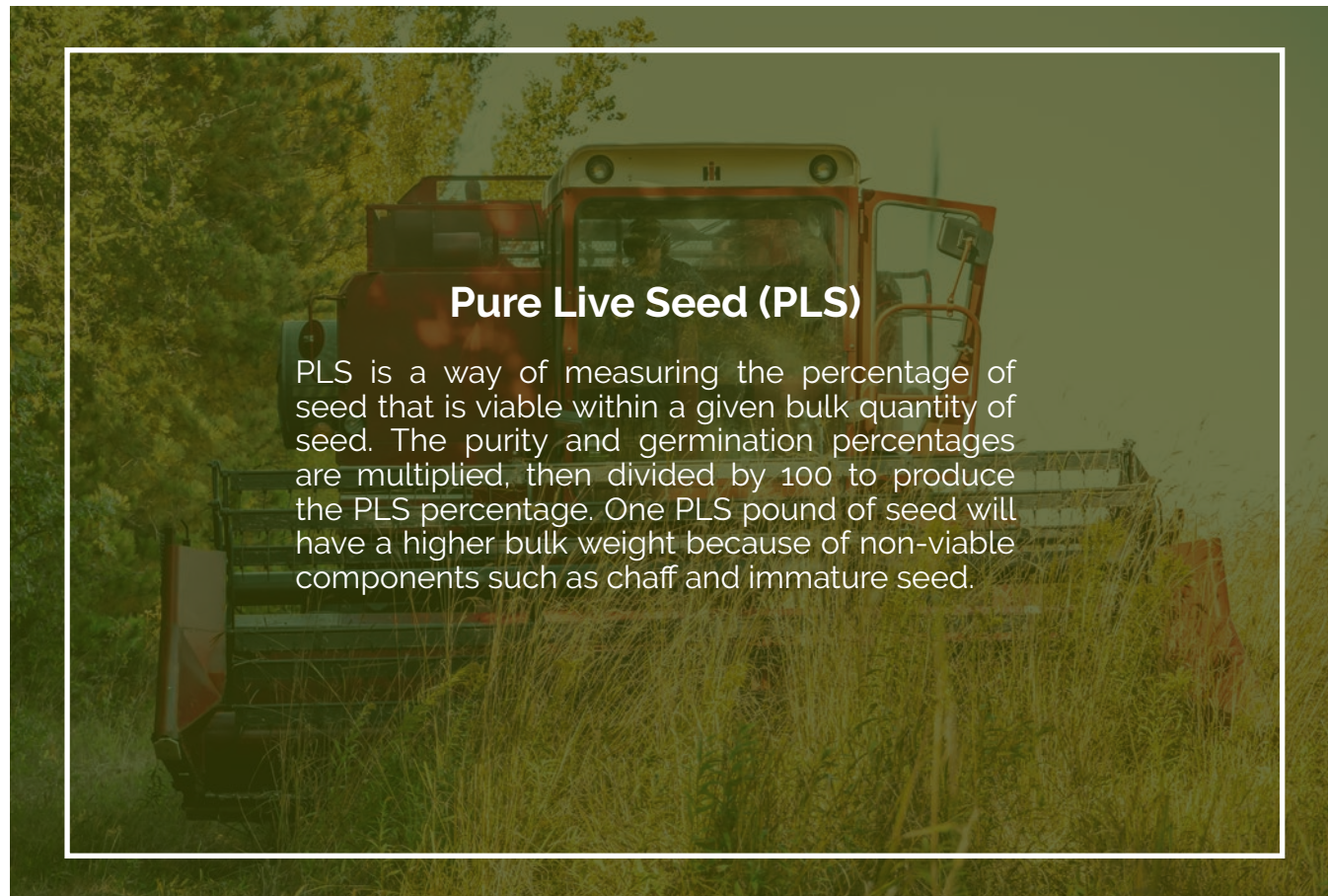
Our plants can be combined with seeding to increase diversity, add showiness, and to provide quicker establishment. They can also be planted in a garden setting and clustered for a more designed look. They can be helpful in areas that need rapid establishment, such as rain gardens. In certain cases, such as in woodland restorations, using plants will introduce species that would be difficult or impossible to establish from seed.

We produce our plants from seed. In order to preserve genetic diversity within each species, we do not use asexual methods of propagation. We do not dig from the wild, since digging can deplete local plant populations. We grow our plants in a custom medium that includes natural soil, which helps them adapt to the soils they will eventually be planted in. We believe our methods are critically important to the integrity of your project.

### Trees and Shrubs

Native trees and shrubs are an important component of many types of restoration projects. PRI produces a wide array of container grown native trees and shrubs.

As with our herbaceous plants, we strive to produce as many of our trees and shrubs from seed as possible to promote genetic diversity. Multiple container sizes are available, from one to ten gallon.



PRI OFFERS SEVERAL SIZES OF PLANT MATERIALS			
<b>2" plugs</b> 60 per flat	<b>4" pots</b> 18 per flat	<b>Deep plugs</b> 48 per flat <small>Select species</small>	<b>One gallon pots</b> <small>Select species</small>
✓ Economical for general restoration	✓ Excellent for gardens	✓ Great for rain gardens	✓ Full size plants for instant results

Common milkweed (Asclepias syriaca)



# Retail

Garden center & gift Shop



From plants, seed, trees, and shrubs to books, bird feeders, and apparel, PRI carries a truly unique range of products.

Our retail garden centers are a great in-person location to learn more about native restorations, the services we offer, and to get a firsthand look at the product we produce. Our highly knowledgeable staff members can help make recommendations and guide you through the planting of your own native restoration.

Our Princeton, MN retail garden center is located on our 380-acre farm, adjacent to our headquarters building. Indoors you'll find a selection of our seed mixtures, individual seed packets, and a wide variety of educational books and gift items. Our large outdoor space features four large greenhouses carrying our locally grown native grasses, wildflowers, trees, and shrubs.

Our Scandia, MN retail garden center is located just off Hwy 97, just east of Forest Lake. Similar in selection to our

Princeton location, you'll find a selection of our seed mixtures, individual seed packets, and a wide variety of educational books and gift items. Our outdoor space features our locally grown native grasses, wildflowers, trees, and shrubs.

Our third location is located near Duluth, MN and offers retail sales of our northern species, as well as a large selection of trees and shrubs.

Please visit our website for event offerings, plant sales, promotional specials, and new for 2023 is online shopping!



Princeton, MN Garden Center



Scandia, MN Garden Center



# Pollinators & Solar Arrays

Sustainable energy solutions

Solar arrays across the country and Midwest offer a tremendous opportunity to create sustainable pollinator habitats.

As society looks for sustainable energy solutions, solar energy projects have become a reality in the Midwest and across the United States. Within solar arrays, a tremendous opportunity to create critical pollinator habitat awaits us. PRI is rapidly taking the lead in establishing pollinator habitat within solar arrays. We are adapting over 45 years of experience to the unique demands of solar sites to develop a formula that works.

Restored native prairies support bumblebees, honeybees, butterflies and songbirds. Native prairie landscapes also provide improved infiltration, protecting adjacent wetlands and waterways.

Establishing native habitat within arrays enhances the environmental benefit of solar projects.

From design to installation and follow up vegetation management, contact PRI to learn more about native landscapes and how they can benefit your solar project.





# Plants

## 2023 products list



Prairie Restorations  
is the leading producer  
of local-ecotype plants  
and seed.

### Wildflowers

\* Denotes northern species

Common Name	Scientific Name	Preferred Habitat/ Characteristics	Soil				Exposure			Height	Flower Color	Prices				Bloom Time
			Dry	Mesic (Medium)	Wet	Emergent	Full Sun	Partial Sun	Full Shade			C60 6-pk Plugs \$13.50	D48 6-pk plugs \$13.50	4-inch Pot \$7.50	1-Gallon \$15.00	
Yarrow	Achillea millefolium	found throughout MN	•	•	•	•	•	•	1-2.5'	W		•	•		SU	
Sweet flag	Acorus americanus	ponds, lakes, and marshes			•	•	•	•	3-5'	Y/G		•	•		SU	
Red baneberry	Actaea rubra	woods		•			•	•	2-3'	W/R		•	•	•	SU	
Fragrant giant hyssop	Agastache foeniculum	savannas		•	•		•	•	3-5'	PU		•	•		SU	
White snakeroot	Ageratina altissima	woods		•			•	•	2-3'	W	•				SU	
Meadow garlic	Allium canadense	wet prairies			•		•	•	1-2'	PU	•				SU	
Prairie onion	Allium stellatum	dry hilltops	•				•	•	1-1.5'	PK	•		•		SU	
Wild leek	Allium tricoccum	woods		•	•			•	1'	W	•		•		SU	
Leadplant	Amorpha canescens	semi-woody legume	•	•			•	•	2-3'	PU	•	•	•	•	SU	
Pearly everlasting*	Anaphalis margaritacea	woods edge, meadows	•	•			•	•	1-2'	W		•	•		SU	
Canada anemone	Anemone canadensis	sedge meadow			•		•	•	1-2'	W	•		•		SP	
Thimbleweed	Anemone cylindrica	dry sands, savannas	•	•			•	•	1-2'	C	•		•		SU	
Pasque flower	Anemone patens	outcrops & thin soils	•				•	•	4-6"	PU	•	•	•	•	SP	
Wood anemone	Anemone quinquefolia	woodland groundcover	•	•				•	4-6"	W			•		SP	
Tall thimbleweed	Anemone virginiana	dry open woods	•	•				•	1-3'	G	•		•		F	
Pussytoes	Antennaria neglecta	low groundcover	•	•			•	•	6"	W	•		•		SP	
Columbine	Aquilegia canadensis	light woods & savannas	•	•			•	•	2'	R	•		•	•	SU	
Wild sarsaparilla	Aralia nudicaulis	common north & central	•	•	•			•	1-2'	G/W	•		•		SP	
American spikenard	Aralia racemosa	rich woods		•			•	•	3-6'	C/R	•		•	•	SU	
Bearberry	Arctostaphylos uva-ursi	pine understory, barrens	•				•	•	6"	PK			•		SP	
Jack-in-the-pulpit	Arisaema triphyllum	moist woods		•	•			•	1-2'	G/R	•		•	•	SU	
Prairie sage	Artemisia ludoviciana	colonizes	•	•			•	•	2-4'	W		•	•		F	
Wild ginger	Asarum canadense	loam, clay & rich woods		•	•			•	4-6"	L			•		SP	
Swamp milkweed	Asclepias incarnata	monarch host			•		•	•	3-6'	PK		•	•		SU	
Common milkweed	Asclepias syriaca	monarch host	•	•			•	•	3-6'	PU		•	•		SU	
Butterfly weed	Asclepias tuberosa	monarch host, dry soils	•	•			•	•	1-2'	O	•	•	•	•	SU	
Whorled milkweed	Asclepias verticillata	dry prairies	•	•			•	•	1-3'	W	•		•		SU	
White wild indigo	Baptisia lactea	southern prairies		•			•	•	3-4'	W		•	•	•	SU	
Hairy woodmint	Blephilia hirsuta	southern moist woods		•	•			•	1-3'	W	•				SU	
Marsh marigold	Caltha palustris	swamps, shores, and wet woods			•	•	•	•	1'	Y	•		•		SP	
Yellow sundrops	Calylophus serrulatus	rocky outcrops, dry prairies	•				•		1-1.5'	Y	•				SU	
Harebell	Campanula rotundifolia	outcrops & thin soils	•	•			•	•	1-2'	B	•		•		SU	
Fireweed	Chamaenerion angustifolia	woodland edges	•	•	•		•	•	2-6'	PK		•	•		SU	
Turtlehead	Chelone glabra	sedge meadows			•		•	•	1-4'	W	•	•	•		F	
Prairie coreopsis	Coreopsis palmata	dry prairie	•	•			•	•	1-3'	Y	•		•		SU	
Bunchberry*	Cornus canadensis	moist woods, acidic soil	•	•	•		•	•	6-10"	W	•		•		SP	
White prairie clover	Dalea candida	excellent legume	•	•			•	•	1-3'	W	•		•		SU	
Purple prairie clover	Dalea purpurea	common in prairies	•	•	•		•	•	2-3'	PU	•	•	•	•	SU	
Silky prairie clover	Dalea villosa	dry sandy prairie	•	•			•	•	2-3'	PU			•	•	SU	
Carolina larkspur	Delphinium carolinianum	dry prairies	•	•			•	•	2-4'	W		•			SU	
Flat-topped aster	Doellingeria umbellata	moist fields, wood edges			•		•	•	4-6'	W		•	•		F	
Prairie cinquefoil	Drymocallis arguta	dry prairie & outcrops	•				•	•	2-3'	C		•	•		SU	
Narrow-leaved coneflower	Echinacea angustifolia	western Minnesota	•				•		1-2'	PU		•	•		SU	

#### Plant Discounts

5% off orders of \$1,000 to \$2,499 on any combination of plant material  
 10% off orders of \$2,500 or more on any combination of plant material  
 15% off for registered contractors

#### Color Key

W=White, B=Blue, PK=Pink, PU=Purple, Y=Yellow, O=Orange,  
 R=Red, G=Green, L=Lavender, BU=Burgundy, C=Cream



# Plants



## Wildflowers

\* Denotes northern species

Common Name	Scientific Name	Preferred Habitat/ Characteristics	Soil				Exposure			Height	Flower Color	Prices				Bloom Time
			Dry	Mesic (Medium)	Wet	Emergent	Full Sun	Partial Sun	Full Shade			C60 6-pk Plugs \$13.50	D48 6-pk plugs \$13.50	4-inch Pot \$7.50	1-Gallon \$15.00	
Rattlesnake master	Eryngium yuccifolium	southern prairies	•	•	•		•			3-5'	W		•	•		SU
Boneset	Eupatorium perfoliatum	wet meadows, shorelines			•		•	•		3-5'	W		•	•		SU
Large-leaved aster	Eurybia macrophylla	open woods	•	•	•		•	•	•	1-4'	L		•	•		F
Grass-leaved goldenrod	Euthamia graminifolia	sedge meadows, shores			•		•	•		2-5'	Y		•			SU
Joe-pye weed	Eutrochium maculatum	sedge meadows, peat			•		•	•		2.5-6'	BU		•	•		SU
Sweet Joe-pye weed	Eutrochium purpureum	woodland edges, wet meadows		•	•		•	•		4-6'	P		•	•		SU
Wild strawberry	Fragaria virginiana	low groundcover	•	•	•		•	•		6"	W	•	•	•		SP
Blanket flower	Gaillardia aristata	western prairies	•	•			•	•		1.5-2'	Y/R	•	•			SP-F
Northern bedstraw	Galium boreale	woodland edges and prairies	•	•	•		•	•		1-2'	W		•	•		SU
Bottle gentian	Gentiana andrewsii	sedge meadows			•		•	•		1-2'	B		•	•	•	F
Yellow gentian	Gentiana flavida	southeastern MN		•	•		•	•		1-2'	C		•	•	•	F
Wild geranium	Geranium maculatum	woods & edges	•	•			•	•	•	1-3'	PU		•	•	•	SP
Purple avens*	Geum rivale	moist woods		•	•		•	•		1-3'	PU		•	•		SP
Prairie smoke	Geum triflorum	sand & gravel	•	•			•	•		6-8"	BU		•	•	•	SP
Sneezeweed	Helenium autumnale	moist fields, wetlands, shores			•		•	•		2-5'	Y		•	•		F
Giant sunflower	Helianthus giganteus	moist woods, wet meadows			•		•	•		5-8'	Y		•	•		SU
Stiff sunflower	Helianthus pauciflorus	colonizes	•	•			•	•		2-5'	Y		•	•		SU
Woodland sunflower	Helianthus stromosus	woods & edges	•	•			•	•	•	2-6'	Y		•	•		SU
Common ox-eye	Heliopsis helianthoides	prairies, woodland edges		•	•		•	•		2-4'	Y		•	•		SU
Hairy golden aster	Heterotheca villosa	sand dunes	•				•	•		1-1.5'	Y		•			SU
Prairie alumroot	Heuchera richardsonii	outcrops, prairies, woodland edges	•				•	•		1-2'	C		•	•		SP
Long-leaved bluets	Houstonia longifolia	outcrops, prairies, woodland edges	•	•			•	•		4-6"	W		•	•		SU
Virginia waterleaf	Hydrophyllum virginianum	deciduous woods	•	•	•		•	•		1-2'	L		•	•		SP
Blue flag iris	Iris versicolor	wet meadows, shorelines			•	•	•	•		2-4'	B		•	•	•	SU
Two-flowered Cynthia	Krigia biflora	waxy leaves			•		•	•		1-2'	Y		•	•		SU
Rough blazing star	Liatris aspera	dry sands, & gravels	•	•			•	•		2-3'	PU		•	•	•	F
Cylindric blazing star	Liatris cylindracea	calcareous gravels	•				•	•		1-2'	PU		•	•		F
Meadow blazing star	Liatris ligulistylis	Monarchs delight		•	•		•	•		2-5'	PU		•	•	•	F
Dotted blazing star	Liatris punctata	calcareous gravels	•				•	•		1-2'	PU		•	•		F
Tall blazing star	Liatris pycnostachya	mineral soils			•		•	•		3-4'	PU		•	•	•	F
Michigan lily	Lilium michiganense	sedge meadows, peat			•		•	•		3-6'	O		•			F
Wood lily	Lilium Philadelphicum	prairies, meadows	•	•			•	•		1-3'	O		•	•		SU
Carolina puccoon	Lithospermum carolinense	prairies	•				•	•		1-3'	Y		•	•	•	SP
Twinflower*	Linnaea borealis	cool northern woods	•	•			•	•		6"	PK		•	•		SU
Cardinal flower	Lobelia cardinalis	wet edges & flood plains			•		•	•		2-4'	R		•	•	•	
Great blue lobelia	Lobelia siphilitica	waters edge			•	•	•	•		1-1.5'	PU		•	•		F
Pale lobelia	Lobelia spicata	wet meadows		•	•		•	•		1-3'	L		•			SU
Wild lupine	Lupinus perennis	sandy savannas	•	•			•	•		1-1.5'	PU		•	•		SP
Starflower*	Lysimachia borealis	rich woods		•	•		•	•		4-6"	W		•	•		SP
Fringed loosestrife	Lysimachia ciliata	sedge meadows			•		•	•		1-2'	Y		•			SU
Canada mayflower	Maianthemum canadense	woods	•	•	•		•	•		3-6"	W/R		•	•		SP
False solomon's seal	Maianthemum racemosum	deciduous woods	•	•			•	•		1-2'	W/R		•	•		SP
Starry solomon's seal	Maianthemum stellatum	colonizes along wood's edge		•	•		•	•		1-2'	W		•	•		SP
Northern lungwort*	Mertensia paniculata	damp woods, wood's edge		•	•		•	•		1-3'	B		•	•	•	SP
Monkey flower	Mimulus ringens	wet edges		•	•		•	•		1-2'	PU		•	•		SU

### Plant Discounts

5% off orders of \$1,000 to \$2,499 on any combination of plant material  
 10% off orders of \$2,500 or more on any combination of plant material  
 15% off for registered contractors

### Color Key

W=White, B=Blue, PK=Pink, PU=Purple, Y=Yellow, O=Orange,  
 R=Red, G=Green, L=Lavender, BU=Burgundy, C=Cream


# Plants



## Wildflowers

\* Denotes northern species

Common Name	Scientific Name	Preferred Habitat/ Characteristics	Soil				Exposure			Height	Flower Color	Prices				Bloom Time
			Dry	Mesic (Medium)	Wet	Emergent	Full Sun	Partial Sun	Full Shade			C60 6-pk Plugs \$13.50	D48 6-pk plugs \$13.50	4-inch Pot \$7.50	1-Gallon \$15.00	
Bishop's cap	Mitella diphylla	deciduous woods		•	•			•		1-2'	W		•	•		SP
Wild bergamot	Monarda fistulosa	attracts insects	•	•			•	•		2-4'	PU		•	•		SU
Horsemint	Monarda punctata	sandy soils	•	•			•	•		1-2'	C		•	•		SU
Downy sweet cicily	Osmorhiza claytonii	woods, thickets	•	•				•		2-3'	W		•			SU
Violet wood sorrel	Oxalis violacea	prairies, open woods	•				•	•		6"	P		•	•		SP
Balsam ragwort	Packera paupercula	wet sands		•	•		•	•		1-3'	Y		•	•		SP
Prairie ragwort	Packera plattensis	dry, sandy prairies	•	•			•	•		12-16"	Y		•	•		SU
Slender penstemon	Penstemon gracilis	sandy soils	•				•	•		1-2'	L		•	•		SU
Showy penstemon	Penstemon grandiflorus	sandy soils	•				•	•		1-3'	PU		•	•		SU
Woodland phlox	Phlox divaricata	deciduous woods		•	•			•	•	2-3'	B		•	•		SP
Prairie phlox	Phlox pilosa	showy	•	•	•		•	•		1-2'	PK		•	•		SU
Obedient plant	Physostegia virginiana	floodplains, shorelines		•	•		•	•	•	1.5-4'	PK		•	•	•	F
Jacob's ladder	Polemonium reptans	deciduous woods		•				•		12-14"	B		•	•	•	SU
Solomon's seal	Polygonatum biflorum	woods & edges	•	•			•	•		1-4'	C/B		•	•		SU
Rattlesnake root	Prenanthes alba	loam and sand	•	•			•	•		2-5'	W		•	•	•	F
Mountain mint	Pycnanthemum virginianum	fields and wetlands		•	•		•	•		2-4'	W		•	•		SU-F
Early buttercup	Ranunculus fascicularis	prairies, open woods	•				•	•		2-6"	Y		•	•		SP
Swamp buttercup	Ranunculus hispidus	moist woods, shorelines		•	•			•	•	1-1.5'	Y		•			SP
Long-headed coneflower	Ratibida columnifera	western prairies	•	•			•	•		2-3'	Y		•	•		SU
Yellow coneflower	Ratibida pinnata	southern prairies	•	•	•		•	•		3-6'	Y		•	•	•	SU
Dwarf raspberry	Rubus pubescens	moist woods, aggressive	•	•			•	•	•	6"	W		•	•		SP
Black-eyed Susan	Rudbeckia hirta	early successional	•	•	•		•	•		1-3'	Y		•	•		SU
Green-headed coneflower	Rudbeckia laciniata	wet meadows, shores		•	•		•	•	•	5-6'	Y		•	•	•	SU
Arrowhead	Sagittaria latifolia	emergent along shores			•		•	•		1-3'	W		•	•		SU
Wineleaf cinquefoil*	Sibbaldopsis tridentata	rocky outcrops	•	•			•	•		3-9"	W		•	•		SU
Compass plant	Silphium laciniatum	southern prairies	•	•			•	•		3-8"	Y		•	•	•	SU-F
Cup plant	Silphium perfoliatum	moist prairies, shorelines			•		•	•		3-6"	Y		•	•	•	SU-F
Blue-eyed grass	Sisyrinchium montanum	needs companions	•	•			•	•		6-10"	B		•	•		SP
Zig zag goldenrod	Solidago flexicaulis	woods, woodland edges	•	•			•	•	•	2-4'	Y		•	•		F
Hairy goldenrod*	Solidago hispida	rocky outcrop, open woods	•	•			•	•		1-3'	Y		•	•		F
Early goldenrod*	Solidago juncea	open meadows	•	•			•	•		2-4'	Y		•	•		F
Gray goldenrod	Solidago nemoralis	sands & gravels	•	•			•	•		1-3'	Y		•	•		F
Upland goldenrod	Solidago ptarmicoides	rocky prairies, outcrops	•	•			•	•		1-1.5'	W		•	•		SU
Stiff goldenrod	Solidago rigida	dry fields, prairies	•	•	•		•	•		2-4'	Y		•	•		F
Showy goldenrod	Solidago speciosa	sands & gravels	•	•			•	•		2-3'	Y		•	•		F
Giant burreed	Sparganium eurycarpum	emergent along shores			•		•	•		2-6"	W		•	•		SU
Lindley's aster*	Symphyotrichum ciliolatum	woodland edges		•			•	•		2-4"	B		•	•		F



Sneezeweed (Helenium autumnale)



Flat-topped aster (Doellingeria umbellata)



Butterfly weed (Asclepias tuberosa)



# Plants



## Wildflowers

\* Denotes northern species

Common Name	Scientific Name	Preferred Habitat/ Characteristics	Soil				Exposure			Height	Flower Color	Prices				Bloom Time	
			Dry	Mesic (Medium)	Wet	Emergent	Full Sun	Partial Sun	Full Shade			C60 6-pk Plugs \$13.50	D48 6-pk plugs \$13.50	4-inch Pot \$7.50	1-Gallon \$15.00		
Heath aster	<i>Symphotrichum ericoides</i>	aggressive, colonizes	•	•			•	•		1-3'	W		•	•			F
Smooth aster	<i>Symphotrichum laeve</i>	showy		•	•		•	•		2-5'	PU		•	•			F
Calico aster*	<i>Symphotrichum lateriflorum</i>	woods, thickets,, colonizes		•			•	•		2-4'	W		•	•			F
New England aster	<i>Symphotrichum novae-angliae</i>	sedge meadows, south			•		•	•		4-5'	PU		•	•			F
Aromatic aster	<i>Symphotrichum oblongifolium</i>	calcareous gravels	•				•	•		1-2'	PU		•	•			F
Azure aster	<i>Symphotrichum oolentangiense</i>	savannas, showy	•	•	•		•	•		2-4'	B		•	•			F
Red-stalked aster	<i>Symphotrichum puniceum</i>	sedge meadows, raingardens		•			•	•		3-5'	B/PU		•	•			F
Silky aster	<i>Symphotrichum sericeum</i>	well-drained soils, gravel	•				•			1-2'	PU		•	•			F
Arrow-leaved aster	<i>Symphotrichum urophyllum</i>	savanna & forest edges	•	•			•	•		1-4'	L		•	•			F
Tall meadow rue	<i>Thalictrum dasycarpum</i>	sedge meadows, shores			•		•	•		3-6'	W		•	•			SU
Early meadow rue	<i>Thalictrum dioicum</i>	deciduous woods		•			•	•		1-2'	W		•	•			SP
Rue anemone	<i>Thalictrum thalictroides</i>	woods		•			•	•		1-1.5'	P			•			SP
Western spiderwort	<i>Tradescantia occidentalis</i>	sandy soils	•	•			•	•		1-1.5'	PU		•	•			SP-F
Blue vervain	<i>Verbena hastata</i>	wet fields, shorelines			•		•	•		2-5'	B		•	•			SU
Hoary vervain	<i>Verbena stricta</i>	sands & gravels	•	•			•	•		2-4'	B		•	•			SU-F
Ironweed	<i>Vernonia fasciculata</i>	pollinator plant			•		•	•		2-5'	PU		•	•			SU-F
Culver's root	<i>Veronicastrum virginicum</i>	prairies and woodland edges		•	•		•	•		2-5'	W		•	•			SU
Sweet white violet	<i>Viola blanda</i>	moist woods		•	•		•	•		3-5'	W		•				SP
Canadian white violet	<i>Viola canadensis</i>	moist deciduous woods		•	•		•	•		1'	W		•	•			SP
Blue marsh violet	<i>Viola cucullata</i>	wet woods & seeps		•	•		•	•		6-10'	B		•				SP
Prairie violet	<i>Viola pedatifida</i>	outcrops & dry prairies	•	•			•	•		4-6"	PU		•	•			SP-F
Yellow violet	<i>Viola pubescens</i>	dry woods	•	•			•	•		4-18"	Y		•	•			SP
Arrow-leaved violet	<i>Viola sagittata</i>	wet sands		•	•		•	•		2-6"	PU		•				SP
Downy blue violet	<i>Viola sororia</i>	woods, roadsides, fields		•	•		•	•		4-6"	B		•	•			SP
Heart-leaved alexander	<i>Zizia aptera</i>	open woods, prairies	•	•			•	•		1-3'	Y		•	•			SU
Golden alexander	<i>Zizia aurea</i>	thrives in a variety of habitats		•	•		•	•		1-3'	Y		•	•			SU

### Plant Discounts

5% off orders of \$1,000 to \$2,499 on any combination of plant material  
 10% off orders of \$2,500 or more on any combination of plant material  
 15% off for registered contractors

### Color Key

W=White, B=Blue, PK=Pink, PU=Purple, Y=Yellow, O=Orange,  
 R=Red, G=Green, L=Lavender, BU=Burgundy, C=Cream



Stiff goldenrod (*Solidago rigida*)

# Plants



## Grasses, Sedges & Bulrushes

\* Denotes northern species

Common Name	Scientific Name	Preferred Habitat/ Characteristics	Soil				Exposure			Height	C60 6-pk Plugs \$13.50	D48 6-pk plugs \$13.50	4-inch Pot \$7.50	1-Gallon \$15.00
			Dry	Mesic (Medium)	Wet	Emergent	Full Sun	Partial Sun	Full Shade					
Big bluestem	<i>Andropogon gerardii</i>	most common tallgrass	•	•	•		•	•		4-8'		•	•	•
Sweetgrass*	<i>Anthoxanthum hirtum</i>	moist woods, woods edge	•	•	•		•	•		1-2'		•	•	
Side oats grama	<i>Bouteloua curtipendula</i>	dry to mesic prairies	•	•			•	•		2-3'		•	•	
Blue grama	<i>Bouteloua gracilis</i>	sandy soils	•				•	•		12-18'		•	•	
Hairy grama	<i>Bouteloua hirsuta</i>	dry sandy soils	•				•	•		6-18"		•	•	
Fringed brome	<i>Bromus ciliatus</i>	open meadows, woodland edges			•	•	•	•		2-3'		•	•	
Kalm's brome	<i>Bromus kalmii</i>	savannas & prairies	•	•			•	•		1-3'		•	•	
Hairy wood chess	<i>Bromus pubescens</i>	floodplain forest, rich woods		•	•		•	•		2-5'		•	•	
Blue joint grass	<i>Calamagrostis canadensis</i>	wet meadows			•	•	•	•		4-6'		•	•	
Plains oval sedge	<i>Carex brevior</i>	prairies, savannas	•	•	•		•	•				•	•	
Bottlebrush sedge	<i>Carex comosa</i>	shorelines, swamps			•	•	•	•		1-2'		•	•	
Fringed sedge	<i>Carex crinita</i>	wet woods, shorelines		•	•		•	•		2-3'		•	•	
Graceful sedge	<i>Carex gracillima</i>	common woodland sedge		•	•		•	•		2-3'		•	•	
Gary's sedge	<i>Carex grayi</i>	floodplain forest			•		•	•				•	•	
Lake sedge	<i>Carex lacustris</i>	wet edges, marshes			•		•	•		2-4'		•	•	
Hop sedge	<i>Carex lupulina</i>	forested swamps, floodplains			•		•	•		2-3'		•	•	
Pennsylvania sedge	<i>Carex pennsylvanica</i>	savannas & woods	•	•			•	•		6-8"		•	•	
Eastern star sedge	<i>Carex radiata</i>	floodplain forests, wetland edges		•	•		•	•		8"-2'		•	•	
Rosy sedge	<i>Carex rosea</i>	deciduous woods		•	•		•	•		1'		•	•	




Tall blazing Star (*Liatris pycnostachya*)



Azure aster (*Symphotrichum oolentangiense*)



Western spiderwort (*Tradescantia occidentalis*)



Starry false solomon's Seal (*Maianthemum stellatum*)



# Plants



## Grasses, Sedges & Bulrushes

\* Denotes northern species

Common Name	Scientific Name	Preferred Habitat/ Characteristics	Soil				Exposure			Height	Prices			
			Dry	Mesic (Medium)	Wet	Emergent	Full Sun	Partial Sun	Full Shade		C60 6-pk Plugs \$13.50	D48 6-pk plugs \$13.50	4-inch Pot \$7.50	1-Gallon \$15.00
Pointed broom sedge	Carex scoparia	wet meadows, shorelines			•	•	•	•	•	1-2'				
Sprengel's sedge	Carex sprengei	floodplain forests, shorelines	•	•	•			•	•	2-3'				
Stalk-grain sedge	Carex stipata	wet meadows, shorelines			•			•	•	1-2'				
Tussock sedge	Carex stricta	wet meadows, shorelines			•	•		•	•	1-3'				
Fox sedge	Carex vulpinoidea	wet meadows, shorelines			•			•	•	1-3'				
Poverty oat grass	Danthonia spicata	fields, savannas, rock outcrops	•					•	•	1-2'	•			
Tufted hair grass	Deschampsia cespitosa	rocky shores, prairies, meadows		•				•		1-2'		•	•	
Canada wild rye	Elymus canadensis	early successional	•	•	•			•	•	3-4'				
Bottlebrush grass	Elymus hystrix	savannas & woods	•	•	•			•	•	2-3'				
Slender wheatgrass*	Elymus trachycaulum	ssp subsecundus	•	•				•	•	2-3'				
Virginia wild rye	Elymus virginicus	wet meadows, shorelines		•	•			•	•	3-4'				
Silky wild rye	Elymus villosus	floodplain forest, sandy riverbank	•	•	•			•	•	1-3'				
Rattlesnake manna grass	Glyceria canadensis	wet meadows			•	•		•	•	3'				
American manna grass	Glyceria grandis	wet meadows			•			•	•	4-6'				
Fowl manna grass	Glyceria striata	wet woods		•	•			•	•	1-3'				
Soft rush	Juncus effusus	mucky soils		•	•			•	•	1-2'				
Greene's rush	Juncus greenei	prairies	•	•				•	•	1-1.5'				
Path rush	Juncus tenuis	disturbed soils, trails, shores	•	•	•			•	•	1'				
June grass	Koeleria macrantha	sands & gravels	•					•		1'				
Hairy woodrush	Luzula acuminata	rich woods, forest clearings	•	•				•	•	1'				
Many-flowered wood rush	Luzula multiflora	meadows and woods	•	•				•	•	1-2'				
Rough-leaved ricegrass	Oryzopsis asperifolia	dry woods & openings		•				•	•	1-2'				
Switch grass	Panicum virgatum	can be aggressive		•	•			•	•	3-4'				
False melic grass	Schizachne purpurascens	dry woods & openings	•	•				•	•	1-3'				
Little bluestem	Schizachyrium scoparium	dominant in dry prairies	•	•	•			•	•	2-3'				
Soft-stem bulrush	Schoenoplectus tabernaemontani	lakes, ponds, marshes				•		•		3-6'				
Green bulrush	Scirpus atrovirens	lakes, ponds, marshes			•	•		•	•	3-5'				
Wool grass	Scirpus cyperinus	wet meadows, shorelines			•	•		•		3-4'				
Indian grass	Sorghastrum nutans	second most common tallgrass		•	•			•	•	4-6'				
Cord grass	Spartina pectinata	colonizes			•			•	•	3-7'				
Prairie dropseed	Sporobolus heterolepis	bunch forming beauty	•	•				•	•	1-3'				

### Plant Discounts

5% off orders of \$1,000 to \$2,499 on any combination of plant material  
 10% off orders of \$2,500 or more on any combination of plant material  
 15% off for registered contractors

### Color Key

W=White, B=Blue, PK=Pink, PU=Purple, Y=Yellow, O=Orange,  
 R=Red, G=Green, L=Lavender, BU=Burgundy, C=Cream



Native grasses in a variety of plant sizes for residential and commercial application



# Plants



## Trees and Shrubs


Common Name	Scientific Name	Preferred Habitat/ Genetic Origin	Soil			Exposure			Height	Prices				
			Dry	Mesic (Medium)	Wet	Full Sun	Partial Sun	Full Shade		1 Gal \$20.00	2 Gal \$30.00	5 Gal \$50.00	7 Gal \$75.00	10 Gal \$145
Balsam fir	Abies balsamea	St. Louis Co.	•	•	•	•	•	•	up to 50'					
Red maple	Acer rubrum	Northern Minnesota		•	•	•	•	•	100'	•	•			•
Silver maple	Acer saccharinum	St. Louis Co.		•	•	•	•	•	100'	•	•			
Sugar maple	Acer saccharum	mesic forest overstory		•	•	•	•	•	100'	•	•	•	•	•
Mountain maple	Acer spicatum	St. Louis Co., deciduous		•	•	•	•	•	10-20'					
Regent serviceberry	Amelanchier alnifolia 'Regent'	compact	•	•		•	•	•	4-6'					
Low serviceberry	Amelanchier humilis	St. Louis Co.		•	•	•	•	•	2-5'					
Inland serviceberry	Amelanchier interior	St. Louis Co., white flowers		•	•	•	•	•	15-35'					
Alleghany serviceberry	Amelanchier laevis	St. Louis Co.		•	•	•	•	•	15-45'					
Roundleaf serviceberry	Amelanchier sanguinea	St. Louis Co.		•	•	•	•	•	20-25'					
False indigo	Amorpha fruticosa	Stearns Co.			•	•	•	•	6-9'					
Black chokeberry	Aronia melanocarpa	St. Louis Co.	•	•	•	•	•	•	3-6'					
Yellow birch	Betula alleghaniensis	St. Louis Co.		•	•	•	•	•	up to 85'					
Paper birch	Betula papyrifera	St. Louis Co.		•	•	•	•	•	up to 85'				•	•
Bog birch	Betula pumila	Sherburne Co.			•	•	•	•	6-8'					
Hackberry	Celtis occidentalis	Unknown	•	•	•		•	•	40-60'					
Silky dogwood	Cornus amomum	Sherburne Co.		•	•	•	•	•	5-8'					
Gray dogwood	Cornus racemosa	Sherburne Co.	•	•	•	•	•	•	6-12'					
Red osier dogwood	Cornus sericea	St. Louis & Sherburne Co.	•	•	•	•	•	•	6-12'					
American hazelnut	Corylus americana	St. Louis Co.	•	•		•	•	•	6-15'					
Beaked hazelnut	Corylus cornuta	St. Louis Co.	•	•		•	•	•	6-15'					
Shrubby cinquefoil	Dasiphora fruticosa	St. Louis Co.,cliffs		•	•	•	•	•	2-3'					
Bush honeysuckle	Diervilla lonicera	St. Louis & Mille Lacs Co.	•	•		•	•	•	1-3'					
Winterberry	Ilex verticillata	St. Louis Co.			•	•	•	•	6-8'					
Old field juniper	Juniperus communis	St. Louis & Sherburne Co.	•			•	•	•	3-5'					
Red cedar	Juniperus virginiana	Sherburne Co.		•	•	•	•	•	15-35'					
Tamarack	Larix laricina	St. Louis & Sherburne Co.	•	•	•	•	•	•	50-75'				•	•
Ironwood	Ostrya virginiana	dry forest understory	•	•		•	•	•	30-50'					•
Ninebark	Physocarpus opulifolius	St. Louis Co.		•		•	•	•	5-10'					
White spruce	Picea glauca	St. Louis Co., Northern MN		•		•	•	•	40-75'					
Black spruce	Picea mariana	St. Louis Co.			•	•	•	•	30-70'					
Red pine	Pinus resinosa	St. Louis Co., Northern Minnesota	•	•		•	•	•	50-80'					•
White pine	Pinus strobus	St. Louis/fast growing	•	•	•	•	•	•	40-70'					
Quaking aspen	Populus tremuloides	St. Louis Co., colonizes		•	•	•	•	•	35-60'					
American plum	Prunus americana	Sherburne Co.	•	•		•	•	•	10-20'					
Pin cherry	Prunus pensylvanica	St. Louis Co.	•	•		•	•	•	6-20'					

### Plant Discounts

5% off orders of \$1,000 to \$2,499 on any combination of plant material  
 10% off orders of \$2,500 or more on any combination of plant material  
 15% off for registered contractors

### Color Key

W=White, B=Blue, PK=Pink, PU=Purple, Y=Yellow, O=Orange,  
 R=Red, G=Green, L=Lavender, BU=Burgundy, C=Cream




Meadow rose  
(Rosa Blanda)



Chokecherry  
(Prunus virginiana)



Tamarack (Larix laricina)



American plum  
(Prunus americana)



Smooth sumac (Rhus glabra)



Lady fern (Athyrum Filix-femina)

# Plants



## Trees and Shrubs

Common Name	Scientific Name	Preferred Habitat/ Genetic Origin	Soil			Exposure			Height	Prices				
			Dry	Mesic (Medium)	Wet	Full Sun	Partial Sun	Full Shade		1 Gal \$20.00	2 Gal \$30.00	5 Gal \$50.00	7 Gal \$75.00	10 Gal \$145
Sand cherry	Prunus pumila	St. Louis Co. (Park Pt.)		•		•			4-5'					
Wild black cherry	Prunus serotina	Sherburne Co.	•	•	•	•	•	•	50-60'					
Chokecherry	Prunus virginiana	Sherburne & St. Louis Co.	•	•		•	•	•	10-20'					
Northern pin oak	Quercus ellipsoidalis	dry woodlands, savannas	•	•		•			40-65'	•	•	•		•
Bur oak	Quercus macrocarpa	Sherburne Co.	•	•		•	•		60-80'	•	•	•		•
Red oak	Quercus rubra	St. Louis Co.	•	•		•			60-80'	•	•	•		•
Smooth sumac	Rhus glabra	Northern Minnesota	•	•		•	•	•	10-20'					
Staghorn sumac	Rhus typhina	St. Louis Co.	•	•	•	•	•	•	10'					
Prairie rose	Rosa arkansana	Sherburne Co., colonizes	•	•		•	•	•	15-2'					
Meadow rose	Rosa blanda	St. Louis & Sherburne Co.	•	•	•	•	•	•	15-5'					
Thimbleberry	Rubus parviflorus	St. Louis Co.	•	•	•		•	•	1-3'					
Pussy willow	Salix discolor	Sherburne Co.			•	•	•	•	6-30'					
Sandbar willow	Salix interior	St. Louis & Sherburne Co.	•	•	•	•			15-20'					
Slender-leaved willow	Salix petiolaris	St. Louis Co.			•	•	•	•	10-15'					
American elderberry	Sambucus canadensis	Pine Co.		•	•	•	•	•	5-12'					
Red-berried elder	Sambucus racemosa	St. Louis Co.		•	•	•	•	•	10-12'					
Mountain ash	Sorbus decora	St. Louis Co.		•		•	•	•	20-30'				•	•
Meadowsweet	Spiraea alba	St. Louis & Sherburne Co.			•	•	•	•	2-3'					
Steeplebush	Spiraea tomentosa	Isanti Co., wet meadows			•	•			3-4'					
Snowberry	Symphoricarpos alba	St. Louis Co.		•		•	•	•	3-4'					
White cedar	Thuja occidentalis	St. Louis Co.		•	•	•	•	•	30-50'					
Nannyberry	Viburnum lentago	Sherburne & St. Louis Co.		•	•	•	•	•	10-20'					
High bush cranberry	Viburnum trilobum	St. Louis Co.		•	•	•	•	•	8-15'					
<b>Premium Species</b>														
New Jersey tea	Ceanothus americanus	Sherburne Co.		•		•	•	•	15-3'					
Pagoda dogwood	Cornus alternifolia	St. Louis Co.		•		•	•	•	15-25'					
Roundleaf dogwood	Cornus rugosa	St. Louis Co.	•	•		•	•	•	8-10'					
Basswood	Tilia americana	Mesic forest overstory		•	•	•	•	•	60-80'					
Lowbush blueberry	Vaccinium angustifolium	St. Louis Co.	•	•		•	•	•	1-2'					
Downy arrowwood	Viburnum rafinesquianum	St. Louis Co.	•	•		•	•	•	6-8'					

## Ferns

Common Name	Scientific Name	Preferred Habitat/ Genetic Origin	Soil			Exposure			Height	1 Gallon \$18.00
			Dry	Mesic (Medium)	Wet	Full Sun	Partial Sun	Full Shade		
Maidenhair fern	Adiantum pedatum	Isanti & Mille Lacs Co.		•				•	2'	•
Lady fern	Athyrium filix-femina	Sherburne & Mille Lacs Co.	•	•				•	1-4'	•
Ostrich fern	Matteucia struthiopteris	moist forests		•	•			•	4'	•
Sensitive fern	Onclea sensibilis	Sherburne Co.		•	•	•	•	•	1-2'	•
Interrupted fern	Osmunda claytonia	Sherburne Co.		•	•			•	2-4'	•



# Seed



## Wildflowers

Prices and availability subject to change

Common Name	Scientific Name	Preferred Habitat/ Characteristics	Soil				Exposure			Height	Flower Color	Prices			
			Dry	Mesic (Medium)	Wet	Emergent	Full Sun	Partial Sun	Full Shade			\$1.50 packet	\$5.00 Packet	\$10.00 Packet	Price per oz.
Yarrow	Achillea millefolium	can be aggressive	•	•	•		•	•		1-2.5'	W	•	•		\$20
Sweet flag	Acorus americanus	wet edges & shorelines			•	•	•	•		3-5'	Y/G				\$12
Fragrant giant hyssop	Agastache foeniculum	savannas	•	•			•	•		3-5'	PU	•	•		\$30
Meadow garlic	Allium canadense	wet prairies			•		•	•		1-2'	PU	•			
Prairie Onion	Allium stellatum	dry hilltops	•				•	•		1-1.5'	PK	•	•		
Leadplant	Amorpha canescens	semi-woody legume			•		•	•		2-3'	PU	•	•		
Swamp milkweed	Asclepias incarnata	wetlands, showy			•		•	•		3-6'	PK	•	•		\$16
Common milkweed	Asclepias syriaca	monarch habitat	•	•			•	•		3-6'	PU	•	•		\$14
Butterfly weed	Asclepias tuberosa	well-drained soils, sand	•	•			•	•		1-2'	O	•	•		\$66
White prairie clover	Dalea candida	excellent legume	•	•			•	•		1-3'	W	•	•		\$6
Purple prairie clover	Dalea purpurea	common in prairies	•	•	•		•	•		2-3'	PU	•	•		\$6
Silky prairie clover	Dalea villosa	dry sandy prairie	•	•			•	•		2-3'	PU	•	•		\$40
Flat-topped aster	Doellingeria umbellata	sedge meadows			•		•	•		4-6'	W	•	•		
Prairie cinquefoil	Drymocallis arguta	dry prairie & outcrops	•			•				2-3'	C	•	•		
Narrow-Leaved coneflower	Echinacea angustifolia	western Minnesota	•				•			1-2'	PU	•	•		\$46
Rattlesnake master	Eryngium yuccifolium	southern prairies	•	•	•		•			3-5'	W	•	•		
Boneset	Eupatorium perfoliatum	mineral soils & peat		•	•		•	•		3-5'	W	•	•		
Large-leaved aster	Eurybia macrophylla	spreads showy	•	•	•		•	•	•	1-4'	L	•	•		\$40
Joe-pye weed	Eutrochium maculatum	sedge meadows, peat			•		•	•		2.5-6'	BU	•	•		\$30
Sneezeweed	Helenium autumnale	riverbanks			•		•	•		2-5'	Y	•	•		
Giant sunflower	Helianthus giganteus	wet meadows			•		•	•		5-8'	Y	•	•		
Stiff sunflower	Helianthus pauciflorus	colonizes	•	•			•	•		2-5'	Y	•	•		
Common ox-eye	Heliopsis helianthoides	easy, showy		•	•		•	•		2-4'	Y	•	•		\$8
Blue flag iris	Iris versicolor	wet edges & meadows			•	•	•	•		2-4'	B	•	•		
Rough blazing star	Liatis aspera	dry sands, & gravels	•	•			•	•		2-3'	PU	•	•		
Cylindric blazing star	Liatis cylindracea	calcareous gravels	•				•	•		1-2'	PU	•	•		
Meadow blazing star	Liatis ligulistylis	Monarch's delight		•	•		•	•		2-5'	PU	•	•		
Dotted blazing star	Liatis punctata	calcareous gravels	•				•	•		1-2'	PU	•	•		
Tall blazing star	Liatis pycnostachya	mineral soils		•			•	•		3-4'	PU	•	•		
Wild lupine	Lupinus perennis	sandy savannas	•	•			•	•		1-1.5'	PU	•	•		\$40
Monkey flower	Mimulus ringens	wet edges			•	•	•	•		1-3'	PU	•	•		
Wild bergamot	Monarda fistulosa	can be aggressive	•	•			•	•		2-4'	PU	•	•		\$18
Showy penstemon	Penstemon grandiflorus	sandy soils	•				•	•		1-3'	PU	•	•		
Mountain mint	Pycnanthemum virginianum	colonizes in wetlands		•	•		•	•		2-4'	W	•	•		\$66
Yellow coneflower	Ratibida pinnata	southern prairies	•	•	•		•	•		3-6'	Y	•	•		\$10
Black-eyed Susan	Rudbeckia hirta	early successional	•	•	•		•	•		1-3'	Y	•	•		\$10
Green-headed coneflower	Rudbeckia laciniata	wet meadows, shores		•	•		•	•		1-1.5'	Y	•	•		\$27
Zig zag goldenrod	Solidago flexicaulis	woods, woodland edges	•	•			•	•	•	2-4'	Y	•	•		\$66
Gray goldenrod	Solidago nemoralis	sands & gravels	•	•			•	•		1-3'	Y	•	•		
Upland goldenrod	Solidago ptarmicoides	calcareous gravels	•	•			•	•		1-1.5'	W	•	•		
Stiff goldenrod	Solidago rigida	common in fields	•	•	•		•	•		2-4'	Y	•	•		
Showy goldenrod	Solidago speciosa	sands & gravels	•	•			•	•		2-4'	Y	•	•		
Smooth aster	Symphyotrichum laeve	showy		•	•		•	•		2-5'	PU	•	•		\$35
Calico aster	Symphyotrichum lateriflorum	woods, thickets, colonizes		•			•	•		2-4'	W	•	•		\$58

### General Seeding Rates

Grass Seed Mixes: Broadcast: 1/2 pls lb./1000 sq. ft.; 15-16 pls lbs./acre

Wildflower Seed Mixes: Broadcast: 1-2 pls oz./1000 sq. ft.; 1-4 pls lbs./acre

# Seed



## Wildflowers

Prices and availability subject to change

Common Name	Scientific Name	Preferred Habitat/ Characteristics	Soil				Exposure			Height	Flower Color	Prices			
			Dry	Mesic (Medium)	Wet	Emergent	Full Sun	Partial Sun	Full Shade			\$1.50 packet	\$5.00 Packet	\$10.00 Packet	PLS Oz
New england aster	Symphyotrichum novae-angliae	sedge meadows		•			•	•		4-5'	PU	•	•		\$66
Azure aster	Symphyotrichum oolentangiense	savannas, showy	•	•	•		•	•		2-3'	B	•	•		
Red-stalked aster	Symphyotrichum puniceum	sedge meadows, raingardens		•			•	•		3-5'	B/PU	•	•		
Tall meadow rue	Thalictrum dasycarpum	sedge meadows, shores		•			•	•		3-6'	W	•	•		
Early meadow rue	Thalictrum dioicum	deciduous woods		•			•	•	•	1-2'	W	•	•		
Western spiderwort	Tradescantia occidentalis	sandy soils	•	•			•			1-1.5'	PU	•	•		
Blue vervain	Verbena hastata	mineral soils & peat		•			•	•		2-5'	B	•	•		\$10
Hoary vervain	Verbena stricta	sands & gravels	•	•			•	•		2-4'	B	•	•		\$12
Ironweed	Vernonia fasciculata	pollinators		•			•	•		2-5'	PU	•	•		
Colver's root	Veronicastrum virginicum	prairies and edges of woods		•	•		•	•		2-5'	W	•	•		
Golden alexander	Zizia aurea	Black swallowtail larvae host	•	•			•	•		1-3'	Y	•	•		\$25

## Grasses, Sedges & Bulrushes

Prices and availability subject to change

Common Name	Scientific Name	Preferred Habitat/ Characteristics	Soil				Exposure			Height	Prices			
			Dry	Mesic (Medium)	Wet	Emergent	Full Sun	Partial Sun	Full Shade		8 oz	1 lb	5 lbs	10 lbs
Big bluestem	Andropogon gerardii	most common tallgrass	•	•	•		•	•		4-8'	\$10	\$20	\$100	\$200
Side oats grama	Bouteloua curtipendula	likes hillsides/slopes	•	•			•	•		2-3'	\$9	\$18	\$90	\$180
Blue grama	Bouteloua gracilis	sandy soils	•				•	•		12-18"	\$20	\$40	\$200	\$400
Fringed brome	Bromus ciliatus	sedge meadows				•	•	•		2-3'	\$60	\$120	\$600	\$1200
Blue joint grass	Calamagrostis canadensis	wet meadows				•	•	•		4-6'	\$525	\$1050	\$5250	\$10500
Plains oval sedge	Carex brevior	prairies, savannas	•	•	•		•	•	•	1-4'	\$125	\$250	\$1250	\$2500
Bottlebrush sedge	Carex comosa	wet edges				•	•	•		1-2'	\$150	\$300	\$1500	\$3000
Fringed sedge	Carex crinita	wet woods, shorelines				•	•	•		2-3'	\$212	\$425	\$2125	\$4250
Lake sedge	Carex lacustris	wet edges, marshes				•	•	•		2-4'	\$400	\$800	\$4000	\$8000
Hop sedge	Carex lupulina	forested swamps, floodplains				•	•	•		2-3'	\$212	\$425	\$2125	\$4250
Pointed broom sedge	Carex scoparia	wet sedge meadows, shorelines				•	•	•		1-2'	\$145	\$290	\$1450	\$2900
Sprengel's sedge	Carex sprengelii	floodplain forests, shorelines	•	•	•		•	•		2-3'	\$200	\$400	\$2000	\$4000
Stalk-grain sedge	Carex stipata	wet meadows, shorelines				•	•	•		1-2'	\$280	\$560	\$2800	\$5600
Tussock sedge	Carex stricta	wet meadows, shorelines				•	•	•		1-3'	\$660	\$1320	\$6600	\$13200
Fox sedge	Carex vulpinoidea	wet meadows, shorelines				•	•	•		1-3'	\$100	\$200	\$1000	\$2000
Canada wild rye	Elymus canadensis	early successional	•	•	•		•	•		3-4'	\$5.50	\$11	\$55	\$110
Rattlesnake manna grass	Glyceria canadensis	wet meadows				•	•	•		3'	\$125	\$250	\$1250	\$2500
American manna grass	Glyceria grandis	wet meadows				•	•	•		4-6'	\$100	\$200	\$1000	\$2000
Path rush	Juncus tenuis	disturbed soils, trails, shores	•	•	•		•	•		1'	\$140	\$280	\$1400	\$2800
June grass	Koeleria macrantha	sands & gravels	•				•			1'	\$125	\$250	\$1250	\$2500
Switch grass	Panicum virgatum	can be aggressive		•	•		•	•		3-4'	\$6	\$12	\$60	\$120
Little bluestem	Schizachyrium scoparium	dominant in dry prairies	•	•	•		•	•		2-3'	\$11	\$22	\$110	\$220
Soft-stem bulrush	Schoenoplectus tabernaemontani	lakes, ponds, marshes				•	•	•		3-6'	\$100	\$200	\$1000	\$2000
Green bulrush	Scirpus atrovirens	early successional				•	•	•		3-5'	\$87.50	\$175	\$875	\$1750
Wool grass	Scirpus cyperinus	sedge meadows				•	•	•		3-4'	\$87.50	\$175	\$875	\$1750
Indian grass	Sorghastrum nutans	common tallgrass		•	•		•	•		4-6'	\$8.50	\$17	\$85	\$170
Prairie dropseed	Sporobolus heterolepis	bunch forming beauty	•	•			•	•		1-3'	\$70	\$140	\$700	\$1400

### Recommended Seeding Dates

Optimum: May 20 to July 10 Range: Spring thaw to freeze-up

All seed sold on a Pure Live Seed (PLS) basis

A \$50 mixing fee will be added to any custom mix costing less than \$250 before tax. Seed packet size listed is the smallest size available for that species.



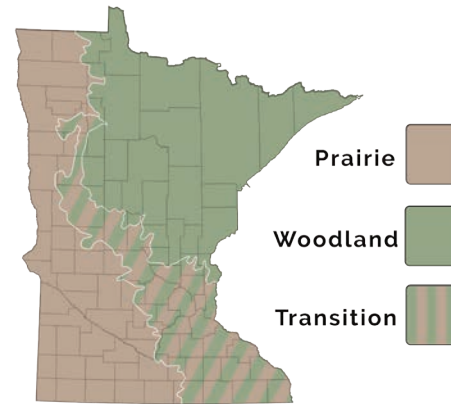


# Native Seed Mixes by region

PRI Regional Seed Mixes are now available for purchase. We have divided Minnesota into two regions, each region contains its own set of mixes. There are mixes for a variety of growing conditions containing species native and appropriate for each region.

## Seed Mixes

### Prairie region



#### Short Dry Prairie Grass Mix \$30 per lb

Base Grasses		Seeds per lb
Side oats grama	30%	19200
Blue grama	10%	64000
June grass	0.5%	16000
Little bluestem	59.5%	142800
<b>Total</b>	<b>100%</b>	

**Description:** A blend of native grass seed, typically found in dry, sandy soil. Species vary from 1 to 3 feet in height. Many of the species included are larval host plants to the skipper family of butterflies. This is an excellent option for those wanting to restore native habitat while maintaining a shorter, more manageable ecosystem.

**Seeding Rate:**  
Broadcast seeding:  
3.75 pls lbs. / 10,000 Sq. Ft.  
15 pls lbs. / acre

#### Short Dry Prairie Forb Mix \$14 per oz

Base Forbs		Seeds per oz	Base Forbs		Seeds per oz
Yarrow	3%	5340	Gray goldenrod	8%	20000
Butterfly weed	3%	129	Upland goldenrod	6%	2400
Whorled milkweed	2%	220	Azure aster	6%	4200
White prairie clover	18%	3960	Spiderwort	4%	320
Purple prairie clover	20%	3400	Golden alexanders	8%	880
Prairie cinquefoil	4%	9200	<b>Total</b>		<b>100%</b>
Black-eyed susan	18%	16560			

**Description:** A blend of native forb seed, typically found in dry, sandy soil. Species vary from 1 to 3 feet in height. Provides a diverse habitat containing host plants and food sources for a variety of insects and animals. This is an excellent option for those wanting to restore native habitat while maintaining a shorter, more manageable ecosystem.

**Seeding Rate:**  
Broadcast seeding:  
4-11 pls oz. / 10,000 Sq. Ft.  
16-48 pls oz. / acre

#### Tall Wet Prairie Grass Mix \$33 per lb

Base Grasses		Seeds per lb
Big bluestem	40%	64000
Fringed brome	10%	8800
Canada wild rye	5%	4160
Switch grass	5%	11200
Indian grass	15%	26400
Little bluestem	25%	60000
<b>Total</b>	<b>100%</b>	

**Description:** A blend of native grass seed, suited to grow in most soil conditions. Species vary from 3 to 8 feet in height. This is an excellent option for those wanting to restore native habitat, provide wildlife shelter, or create a visual barrier.

**Seeding Rate:**  
Broadcast seeding:  
3.75 pls lbs. / 10,000 Sq. Ft.  
15 pls lbs. / acre

#### Tall Wet Prairie Forb Mix \$20 per oz

Base Forbs		Seeds per oz	Base Forbs		Seeds per oz
Fragrant giant hyssop	3%	2400	Wild bergamot	3%	2100
Swamp milkweed	3%	144	Mountain mint	3%	6000
Common milkweed	2%	80	Black-eyed susan	10%	9200
White prairie clover	8%	1760	Stiff goldenrod	8%	3280
Purple prairie clover	10%	1700	Smooth aster	4%	2200
Canada tick trefoil	2%	110	Tall meadow rue	3%	330
Boneset	3%	4800	Blue vervain	4%	3720
Joe-pye weed	4%	3200	Ironweed	2%	400
Sneezeweed	2%	2800	Golden alexanders	10%	1100
Common ox-eye	4%	248	<b>Total</b>		<b>100%</b>
Tall blazing star	12%	1320			

**Description:** A blend of native forb seed, typically found in wetland edges. Species vary from 3 to 8 feet in height. Provides a diverse habitat containing host plants and food sources for a variety of insects and animals.

This is an excellent option for those wanting to restore native habitat, provide wildlife shelter, or create a visual barrier.

**Seeding Rate:**  
Broadcast seeding:  
4-11 pls oz. / 10,000 Sq. Ft.  
16-48 pls oz. / acre

**Seed Availability:**  
Seed mixes may include substitute species depending on availability throughout the year.



# Seed Mixes

## Prairie region



**Mixed Height Mesic Prairie Forb Mix** **\$14.50 per oz**

Base Forbs	Seeds per oz	Base Forbs	Seeds per oz
Yarrow	2% 3560	Wild bergamot	2% 1400
Giant hyssop	4% 3200	Black-eyed susan	14% 12880
Lead plant	4% 640	Stiff goldenrod	5% 2050
Common milkweed	3% 120	Showy goldenrod	4% 3000
White prairie clover	14% 3080	Smooth aster	4% 2200
Purple prairie clover	18% 3060	Hoary vervain	5% 1250
Common ox-eye	4% 248	Golden alexander	10% 1100
Stiff sunflower	4% 160		
Bush clover	3% 285		
		<b>Total</b>	<b>100%</b>

**Description:**  
A blend of native forb seed. Well suited to grow in most soil conditions. Species vary from 2 to 5 feet in height. Provides a diverse habitat containing host plants and food sources for a variety of insects and animals. This is an excellent option for those wanting to restore native habitat, provide wildlife shelter, or add diversity.

**Seeding Rate:**  
Broadcast seeding:  
4-11 pls oz. / 10,000 Sq. Ft.  
16-48 pls oz. / acre

**Savanna Forb Mix** **\$14.75 per oz**

Base Forbs	Seeds per oz
Yarrow	3% 5340
Fragrant giant hyssop	3% 2400
Lead plant	6% 960
Common milkweed	4% 160
White prairie clover	15% 3300
Purple prairie clover	20% 3400
Black-eyed susan	11% 10120
Gray goldenrod	3% 7500
Upland goldenrod	4% 1600
Stiff goldenrod	6% 2460
Smooth aster	5% 2750
Spiderwort	5% 400
Golden alexanders	15% 1650
	<b>Total</b>
	<b>100%</b>

**Description:**  
A blend of native forb seed. Well suited to grow in part-shade to full-sun. Species vary from 2 to 4 feet in height. This is an excellent option for those wanting to restore native habitat in areas with partial tree cover.

**Seeding Rate:**  
Broadcast seeding:  
4-11 pls oz. / 10,000 Sq. Ft.  
16-48 pls oz. / acre

**Shoreline Forb Mix** **\$24.50 per oz**

Base forbs	Seeds per oz
Sweetflag	4% 216
American water plantain	2% 1200
Canada anemone	5% 400
Swamp milkweed	10% 480
Joe-pye weed	10% 8000
Sneezeweed	8% 11200
Blue flag Iris	10% 95
Great blue lobelia	4% 20000
Monkey flower	4% 92000
Green headed coneflower	5% 500
Giant bur-reed	20% 800
Tall meadow rue	8% 880
Blue vervain	10% 9300
	<b>Total</b>
	<b>100%</b>

**Description:**  
A blend of native forb seed. Well suited to grow in standing-water. Species vary from 2 to 6 feet in height. This is an excellent option for those wanting to restore native habitat along shorelines, streambanks, and other very wet soil conditions.

**Seeding Rate:**  
Broadcast seeding:  
4-11 pls oz. / 10,000 Sq. Ft.  
16-48 pls oz. / acre

**Mixed Height Mesic Prairie Grass Mix** **\$29 per lb**

Base Grasses	Seeds per lb
Big bluestem	20% 32000
Side oats grama	20% 12800
Canada wild rye	5% 4160
Prairie dropseed	5% 11200
Indian grass	10% 17600
Little bluestem	40% 96000
	<b>Total</b>
	<b>100%</b>

**Description:**  
A blend of native grass seed, suited to grow in most soil conditions. Species vary from 2 to 7 feet in height. This is an excellent option for those wanting to restore native habitat, provide wildlife shelter, or add diversity.

**Seeding Rate:**  
Broadcast seeding:  
3.75 pls lbs. / 10,000 Sq. Ft.  
15 pls lbs. / acre

**Savanna Grass Mix** **\$85 per lb**

Base Grasses	Seeds per lb
Big bluestem	10% 16000
Side oats grama	22% 14080
Kalm's brome	12% 15360
Canada wild rye	5% 4160
Bottlebrush grass	5% 2800
Silky wild rye	5% 2800
Switch grass	10% 22400
Indian grass	5% 8800
Little bluestem	26% 62400
	<b>Total</b>
	<b>100%</b>

**Description:**  
A blend of native grass seed. Well suited to grow in part-shade to full-sun. Species vary from 2 to 6 feet in height. This is an excellent option for those wanting to restore native habitat in areas with partial tree cover.

**Seeding Rate:**  
Broadcast seeding:  
3.75 pls lbs. / 10,000 Sq. Ft.  
15 pls lbs. / acre

**Shoreline Grass Mix** **\$200 per lb**

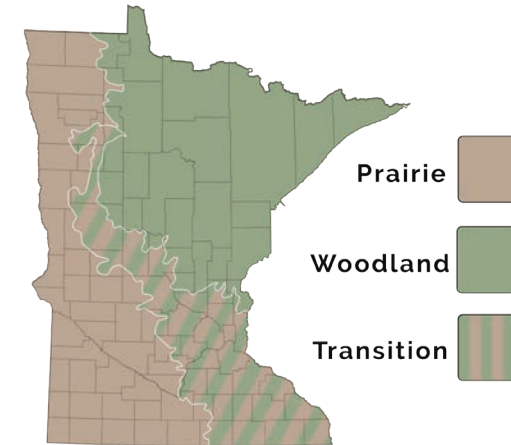
Base Grasses	Seeds per lb
Big bluestem	20% 32000
Fringed brome	18% 15840
River bulrush	4% 2752
Bottlebrush sedge	4% 23680
Hop sedge	4% 2560
Pointed broom sedge	12% 161280
Fox sedge	14% 179200
American manna grass	8% 102400
Green bulrush	4% 294400
Wool grass	10% 2720000
Soft stem bullrush	2% 9920
	<b>Total</b>
	<b>100%</b>

**Description:**  
A blend of native grass seed. Well suited to grow in standing-water. Species vary from 2 to 6 feet in height. This is an excellent option for those wanting to restore native habitat along shorelines, streambanks, and other very wet soil conditions.

**Seeding Rate:**  
Broadcast seeding:  
3.75 pls lbs. / 10,000 Sq. Ft.  
15 pls lbs. / acre

# Seed Mixes

## Forest region



**Seed Availability:**  
Seed mixes may include substitute species depending on availability throughout the year.

**Woodland Edge Grass Mix** **\$50 per lb**

Base Grasses	Seeds per lb
Big bluestem	30% 48000
Fringed brome	10% 8800
Fox sedge	2% 25600
Poverty oat grass	5% 20000
Canada wild rye	8% 6656
Virginia wild rye	20% 11200
Bottlebrush grass	2% 1120
Fowl bluegrass	23% 478400
	<b>Total</b>
	<b>100%</b>

**Description:**  
A blend of native grass seed, suited to grow in partial- sun along woodland edges. Species vary from 2 to 7 feet in height. This is an excellent option for those wanting to restore native habitat, provide wildlife shelter, add diversity, or as an invasive woodland species replacement.

**Seeding Rate:**  
Broadcast seeding:  
3.75 pls lbs. / 10,000 Sq. Ft.  
15 pls lbs. / acre

**Woodland Edge Forb Mix** **\$28 per oz**

Base forbs	Seeds per oz
Yarrow	4% 7120
Fragrant giant hyssop	6% 4800
Common milkweed	6% 240
Large leaved aster	15% 6750
Common ox-eye	5% 310
Wild bergamot	5% 3500
Meadow rose	2% 70
Black-eyed susan	24% 22080
Gray goldenrod	6% 15000
Stiff goldenrod	8% 3280
Blue vervain	7% 6510
Golden alexanders	12% 1320
	<b>Total</b>
	<b>100%</b>

**Description:**  
A blend of native forb seed, suited to grow in partial- sun along woodland edges. Species vary from 2 to 4 feet in height. This is an excellent option for those wanting to restore native habitat, provide wildlife shelter, add diversity, or as an invasive woodland species replacement.

**Seeding Rate:**  
Broadcast seeding:  
4-11 pls oz. / 10,000 Sq. Ft.  
16-48 pls oz. / acre



# Seed Mixes

Wild game habitat



**Deer Habitat Grass Mix** **\$19 per lb**

Base Grasses		Seeds per lb
Big bluestem	50%	80000
Canada wild rye	7%	5824
Switch grass	3%	6720
Indian grass	40%	70400
<b>Total</b>	<b>100%</b>	

**Description:**  
A blend of native grass seed. Well suited for most soil and sun conditions. Height varies from 3 to 7 feet. Designed for creating prime deer habitat, perfect for restoring your hunting land. Keeps mature deer comfortable and on your land.

**Seeding Rate:**  
Broadcast seeding:  
3.75 pls lbs. / 10,000 Sq. Ft.  
15 pls lbs. / acre

**Deer Habitat Forb Mix** **\$6 per oz**

Base forbs	Seeds per oz	Base forbs	Seeds per oz		
Canada milkvetch	7%	1050	Evening primrose	1%	700
Yarrow	1%	1780	Black-eyed susan	10%	9200
Leadplant	5%	800	Stiff goldenrod	2%	820
Common milkweed	4%	160	Smooth blue aster	4%	2200
Partridge pea	8%	216	Hoary vervain	8%	2000
White prairie clover	12%	2640	Golden alexanders	10%	1100
Purple prairie clover	15%	2550	<b>Total</b>	<b>100%</b>	
Canada tick trefoil	5%	275			
Common ox-eye	8%	496			

**Description:**  
A blend of native forb seed. Well suited for most soil and sun conditions. Height varies from 2 to 5 feet. Designed for creating prime deer habitat, perfect for restoring your hunting land. Keeps mature deer comfortable and on your land.

**Seeding Rate:**  
Broadcast seeding:  
4-11 pls oz. / 10,000 Sq. Ft.  
16-48 pls oz. / acre

**Pheasant Habitat Forb Mix** **\$11 per oz**

Base forbs	Seeds per oz	Base forbs	Seeds per oz		
Yarrow	1%	1780	Evening primrose	1%	700
Leadplant	6%	960	Black-eyed susan	12%	11040
Common milkweed	6%	240	Stiff goldenrod	4%	1640
Partridge pea	8%	216	Hoary vervain	6%	1500
White prairie clover	12%	2640	Golden alexanders	12%	1320
Purple prairie clover	18%	3060	<b>Total</b>	<b>100%</b>	
Canada tick trefoil	3%	165			
Common ox-eye	8%	496			
Wild bergamot	3%	2100			

**Description:**  
A blend of native forb seed. Well suited for most soil and sun conditions. Height varies from 2 to 5 feet. Designed to create a safe environment for nesting and brood rearing for a variety of upland game birds.

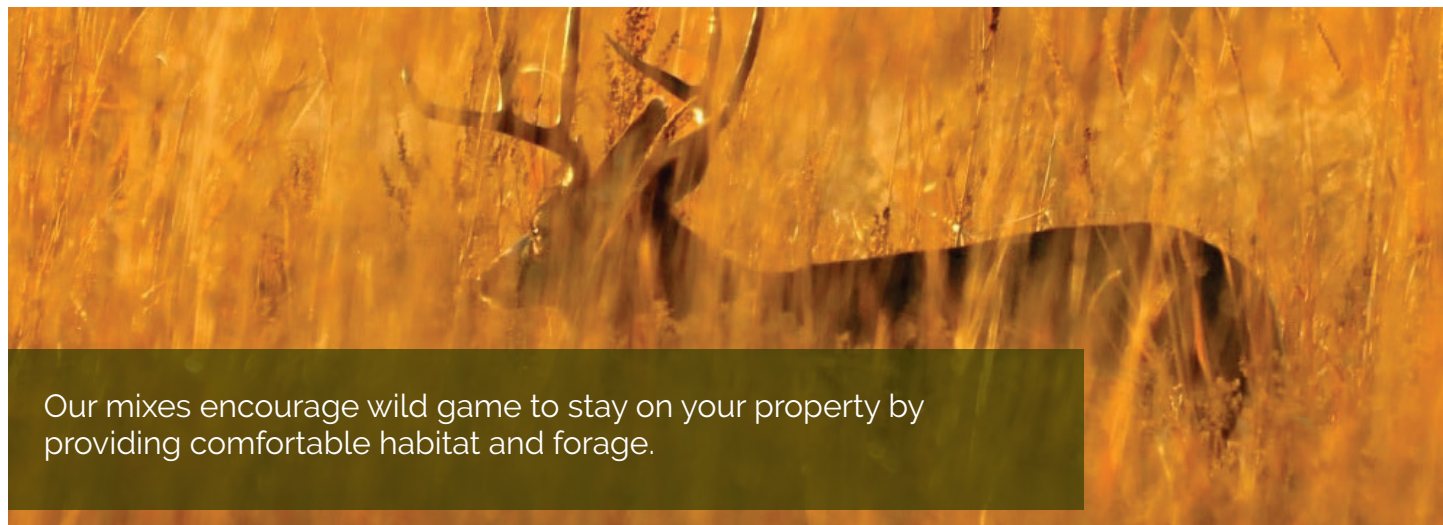
**Seeding Rate:**  
Broadcast seeding:  
4-11 pls oz. / 10,000 Sq. Ft.  
16-48 pls oz. / acre

**Pheasant Habitat Grass Mix** **\$18.75 per lb**

Base Grasses	Seeds per lb	
Big bluestem	40%	64000
Side-oats grama	5%	3200
Switch grass	5%	11200
Indian grass	35%	61600
Little bluestem	15%	36000
<b>Total</b>	<b>100%</b>	

**Description:**  
A blend of native grass seed. Well suited for most soil and sun conditions. Height varies from 3 to 7 feet. Designed to create a safe environment for nesting and brood rearing for a variety of upland game birds.


**Seeding Rate:**  
Broadcast seeding:  
3.75 pls lbs. / 10,000 Sq. Ft.  
15 pls lbs. / acre



Our mixes encourage wild game to stay on your property by providing comfortable habitat and forage.

# Seed Mixes

Specialized



**Septic System Grass Mix** **\$18 per lb**

Base Grasses	Seeds per lb	
Big bluestem	10%	16000
Side-oats grama	35%	22400
Canada wild rye	5%	4160
Revenue slender wheatgrass	5%	5520
Switch grass	1%	2240
Little bluestem	34%	81600
Indian grass	10%	17600
<b>Total</b>	<b>100%</b>	

**Description:**  
A blend of native grass seed, designed specifically for septic mounds and drain fields. Height varies from 3 to 6 feet. Designed to stabilize your septic area, while creating native habitat for insects and animals.

**Seeding Rate:**  
Broadcast seeding:  
3.75 pls lbs. / 10,000 Sq. Ft.  
15 pls lbs. / acre

**Septic System Forb Mix** **\$17 per oz**

Base forbs	Seeds per oz	
Yarrow	15%	2670
Fragrant giant hyssop	5.50%	4400
Common milkweed	5%	200
Partridge pea	9.41%	254
Stiff tickseed	1%	80
Joe-pye weed	4%	3200
Common ox-eye	12%	744
Wild bergamot	.59%	413
Black-eyed susan	12%	11040
Gray goldenrod	1%	2500
Stiff goldenrod	5%	2050
Smooth aster	3%	1650
Western spiderwort	3%	240
Blue vervain	9%	8370
Hoary vervain	5%	1250
Golden alexander	23%	2530
<b>Total</b>	<b>100%</b>	

**Description:**  
A blend of native grass seed, designed specifically for septic mounds and drain fields. Height varies from 2 to 5 feet. Designed to stabilize your septic area while creating native habitat for insects and animals.

**Seeding Rate:**  
Broadcast seeding:  
4-11 pls oz. / 10,000 Sq. Ft.  
16-48 pls oz. / acre

**Seed Availability:**  
Seed mixes may include substitute species depending on availability throughout the year.



# Sod Flats

Economical instant native prairie



Each sod flat is 205 square inches (1.42 sq. ft.) and contains a mixture of grasses and flowers. Sod flats will contain a combination of the listed species.

Dimensions: 10" x 20.5"


<p><b>Short/Dry Flat</b> Ideal in sandy or gravelly soils, along walkways and around buildings where shorter vegetation is desirable (Height 1'-3')</p> <p><b>Grasses</b> Side oats grama Blue grama Poverty oat grass June grass Little bluestem Prairie dropseed</p> <p><b>Wildflowers</b> Leadplant Thimbleweed Butterfly weed Stiff tickseed White prairie clover Purple prairie clover Northern bedstraw Long-leaved bluets</p> <p>Golden aster Alum root Bush clover Rough blazing star Cylindric blazing star Slender penstemon Showy penstemon Prairie cinquefoil</p> <p>Black-eyed Susan Gray goldenrod Upland goldenrod Heath aster Azure aster Silky aster Western spiderwort</p>	<p><b>Price Per Flat</b> \$35</p>
<p><b>Super Short/Dry Flat</b> Ideal in sandy or gravelly soils, as borders or edges where very short vegetation is desirable (Height 6"-1')</p> <p><b>Grasses</b> Blue grama Hairy grama Poverty oat grass Path rush</p> <p><b>Wildflowers</b> Long-leaved bluets Pussytoes Harebell Prairie onion</p> <p>Arrow-leaved violet Upland goldenrod</p>	<p><b>Price Per Flat</b> \$35</p>
<p><b>Mixed Height/Mesic Flat</b> Suitable for most sites and for a variety of soils (Height 2.5'-6')</p> <p><b>Grasses</b> Big bluestem Side oats grama Kalm's brome Canada wild rye Little bluestem Indian grass</p> <p><b>Wildflowers</b> Fragrant giant hyssop Leadplant Butterfly weed White prairie clover Purple prairie clover Canada tick trefoil Yellowish gentian</p> <p>Stiff sunflower Common ox-eye Rough blazing star Pale lobelia Wild bergamot Prairie phlox Yellow coneflower</p> <p>Black-eyed susan Stiff goldenrod Showy goldenrod Azure aster Arrow-leaved aster Golden alexander</p>	<p><b>Price Per Flat</b> \$35</p>
<p><b>Wet Meadow Flat</b> For wetland and riparian zones (Height 3'-7')</p> <p><b>Grasses</b> Fringed brome Blue joint grass Bebb's sedge Bottlebrush sedge Pointed broom sedge Tussock sedge</p> <p>Fox sedge Greene's rush Soft-stem bulrush Wool grass Cord grass</p> <p><b>Wildflowers</b> Sweet flag Swamp milkweed Flat-topped aster Boneset Grass-leaved goldenrod Joe-pye weed Bottle gentian Sneezeweed</p> <p>Common ox-eye Tall blazing star Great blue lobelia Monkey flower Swamp lousewort Obedient plant Mountain mint New England aster</p> <p>Red-stalked aster Marsh hedgenettle Tall meadow rue Blue vervain Ironweed Culvers root Golden Alexander</p>	<p><b>Price Per Flat</b> \$35</p>
<p><b>Woodland Flat</b> For well shaded areas and moderate moisture (Height 1'-3')</p> <p><b>Grasses</b> Kalm's brome Dewey's sedge Graceful sedge Wood sedge Long-beaked sedge Bottlebrush grass Many-flowered wood rush</p> <p><b>Wildflowers</b> Columbine Large-leaved aster Tall thimbleweed</p> <p>Virginia waterleaf Woodland phlox Zig zag goldenrod</p> <p>Lindley's aster Calico aster Early meadow rue</p>	<p><b>Price Per Flat</b> \$40</p>

# Native Plant Bundles

Easy and amazing native gardens



These native plant bundles offer a great deal and easy way to select and install a native garden or habitat. Available at our retail garden centers in Princeton and Scandia, MN. Urban, Standard, and Restoration bundles may select from the species pick list.

<p><b>Urban Bundle</b> Includes 54 plants \$355</p> <p>\$60 savings</p> <p>This bundle allows you the flexibility to select the right plants for your project, selecting from the options below. Designed for the urban homeowner who wants to plant a native garden but has less space, between 60-120 sq. ft. Bundle contains 54 4" potted plants, great for a quick established garden.</p> <p><b>Includes:</b></p> <ul style="list-style-type: none"> <li>3 grass species (18 plants)</li> <li>6 forbs species (36 plants)</li> </ul>	<p><b>Standard Bundle</b> Includes 72 plants \$470</p> <p>\$80 savings</p> <p>This bundle allows you the flexibility to select the right plants for your project, selecting from the options below. Designed for the homeowner who wants to plant a native garden and has approximately 150 sq ft. The Bundle contains 72 4" potted plants, great for a quick established garden.</p> <p><b>Includes:</b></p> <ul style="list-style-type: none"> <li>4 grass species (24 plants)</li> <li>8 forbs species (48 plants)</li> </ul>	<p><b>Restoration Bundle</b> Includes 90 plants \$585</p> <p>\$100 savings</p> <p>This bundle allows you the flexibility to select the right plants for your project, selecting from the options below. Designed for the homeowner who wants get started with a larger garden restoration, between 200-250 sq. ft. Bundle contains 90 4" potted plants, great for a quick established garden.</p> <p><b>Includes:</b></p> <ul style="list-style-type: none"> <li>5 grass species (30 plants)</li> <li>10 forbs species (60 plants)</li> </ul>	<p><b>Butterfly Bundle</b> Includes 48 plants \$99</p> <p>\$16 savings</p> <p>This bundle is premade by our expert staff, ready for you to take home and create an important butterfly habitat. Contains 48 plants (8 6-packs) focused on butterfly host plants. Available in prairie, woodland, and wetland habitat varieties.</p> <p><b>Includes:</b></p> <ul style="list-style-type: none"> <li>12 grass plants</li> <li>36 forbs plants</li> </ul> 
---	--	---	--

Prairie Plants		Woodland Plants		Wetland Plants	
Grass Selection	Forb Selection	Grass Selection	Forb Selection	Grass Selection	Forb Selection
Big bluestem	Yarrow	Pennsylvania sedge	Columbine	Bottlebrush sedge	Canada anemone
Little bluestem	Fragrant giant hyssop	Spregel's sedge	Wild geranium	American manna grass	Swamp milkweed
Blue grama	Common milkweed	Common wood rush	Jacobs ladder	Fox sedge	Flat topped aster
Side-oats grass	Rough blazing star	Bottlebrush grass	Woodland sunflower	Bulrush species	Sneezeweed
Indian grass	Golden alexanders	Wood sedge	Virginia waterleaf		Blue vervain
	Heart-leaved alexanders		Zig zag goldenrod		Tall blazing star
	Smooth aster		Large leaved aster		Cardinal flower
	Black-eyed susan		Calico aster		Culvers root
	Stiff goldenrod		Downy blue violet		New england aster
	Showy goldenrod		Sweet joe pye weed		Iron weed
	Heath aster				
	Azure aster				
	Wild strawberry				

\*Species availability may vary throughout the growing season.



Prairie Restorations, Inc.  
31646 128th Street  
Princeton, MN 55371

PRSRT STD  
U.S. Postage  
**PAID**  
St. Cloud, MN  
Permit No. 2650

# RESPONSIBLE STEWARDS OF THE ENVIRONMENT



LOCATION	ADDRESS	INSTALLATION	MANAGEMENT	PRODUCTION	RETAIL	ADMIN	REGION SERVED
<b>PRINCETON, MN (HEADQUARTERS)</b> 763-389-4342 main 763-389-4346 fax info@prairieresto.com 763-631-9458 retail store	31646 128th Street Princeton, MN 55371	●	●	●	●	●	Central MN North Metro
<b>TWO OAKS (SCANDIA, MN)</b> 651-433-1435 phone 651-433-1436 fax twooaks@prairieresto.com 651-433-1437 retail store	PO Box 95 21120 Ozark Court North Scandia, MN 55073	●	●		●		Northeast Metro Western WI
<b>BOREAL NATIVES NURSERY &amp; RETAIL (MUNGER, MN)</b> 218-729-9044 phone borealgreenhouse@prairieresto.com	3943 Munger Shaw Road Cloquet, MN 55720			●	●		Northeastern MN Northern WI
<b>BOREAL NATIVES SERVICES (ESKO, MN)</b> 218-878-3369 phone 218-879-6636 fax borealnatives@prairieresto.com	110 E Hwy 61 Esko, MN 55733	●	●				Northeastern MN Northern WI
<b>PRAIRIE CREEK (RANDOLPH, MN)</b> 507-663-1091 phone 507-663-1228 fax prairiecreek@prairieresto.com	30467 2nd Ave Randolph, MN 55065	●	●				South Metro Southern MN Southeastern MN
<b>WATERTOWN, MN</b> 952-955-3400 phone 952-955-3401 fax watertown@prairieresto.com	PO Box 1127 Watertown, MN 55388	●	●				West Metro Southwestern MN Eastern SD



1-800-837-5986 | 763-389-4342 | Info@PrairieResto.com | www.PrairieResto.com

