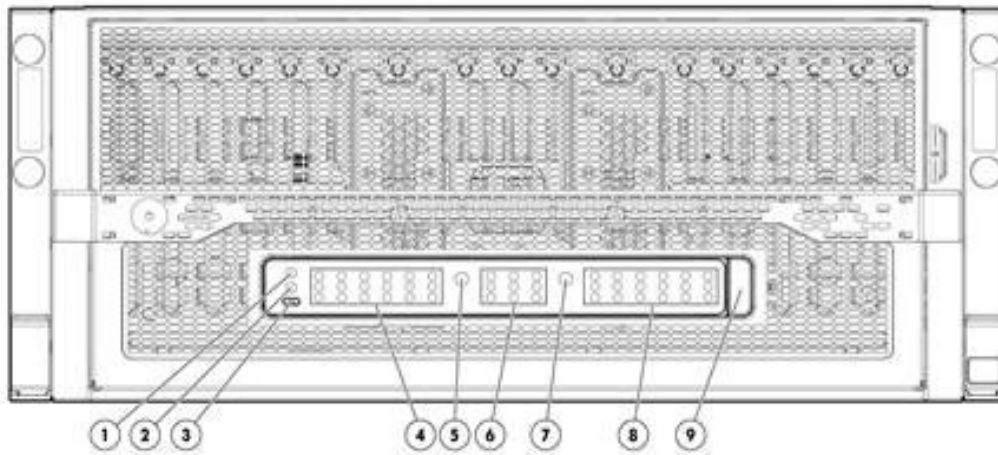


Overview

HPE Moonshot 1500 Chassis

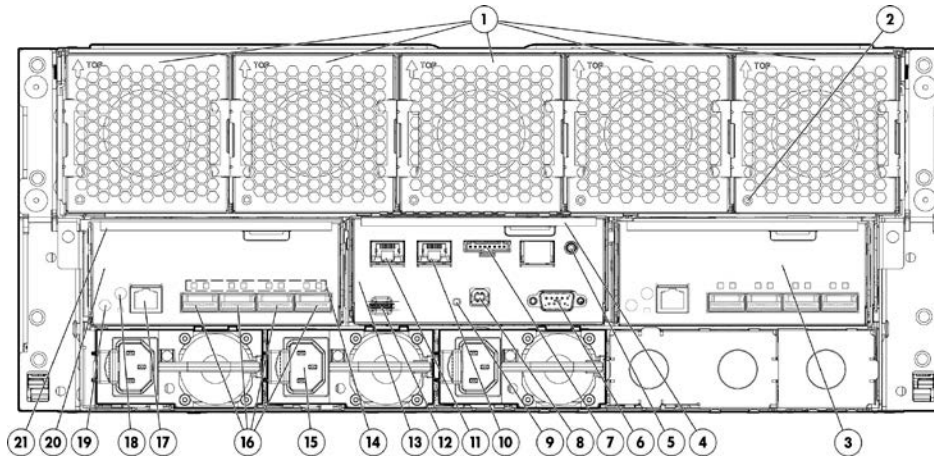
Faster innovation and unprecedented scale begins with the Moonshot 1500 Chassis. Specifically designed to support servers using System on a Chip (SoC) technology, the 4.3U chassis enables shared management, networking, storage, power, cooling, and switching. It supports up to 45 hot-pluggable, efficient, extreme low-energy servers cartridges, each tuned to a specific workload.



Front View

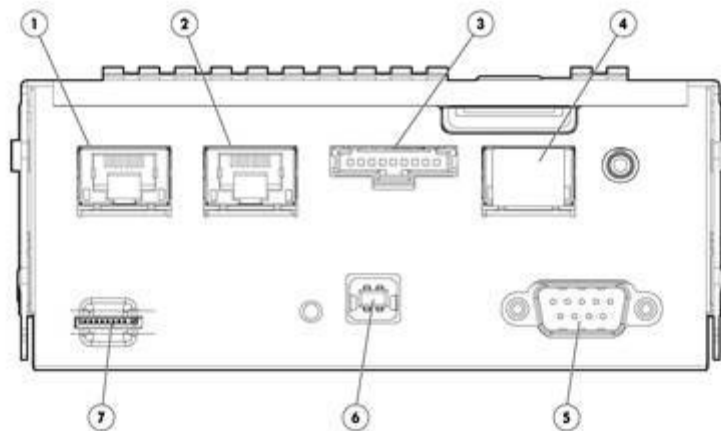
- | | |
|--|---|
| 1. Chassis Power LED | 6. Front Panel Display LED, Moonshot server 19-27 |
| 2. System health LED | 7. Switch module B health LED |
| 3. Chassis UID/LED/button | 8. Front Panel Display LED, Moonshot server 28-45 |
| 4. Front Panel Display LED, Moonshot server 1-18 | 9. Front Panel Display release |
| 5. Switch Module A Health LED | |

Overview



Back View

- | | |
|---|--|
| 1. Fans | 12. HPE Moonshot 1500 CM Module MicroSD slot |
| 2. Fan LED | 13. HPE Moonshot 1500 Chassis Management (CM) Module |
| 3. Uplink Module A | 14. Switch Module uplink/downlink activity LEDs |
| 4. HPE Moonshot 1500 CM Module release lever | 15. Power supply connector |
| 5. HPE Moonshot 1500 CM Module UID/LED button | 16. 40Gb QSFP+ connector (x4) |
| 6. HPE Moonshot 1500 CM Module serial port | 17. Serial connector |
| 7. HPE Moonshot 1500 CM Module SL-APM port | 18. Uplink Module UID/LED button |
| 8. HPE Moonshot 1500 CM Module USB connector | 19. Uplink Module health LED |
| 9. HPE Moonshot 1500 CM Module LED | 20. Uplink Module B |
| 10. iLO CM link port (disabled by default) | 21. Uplink Module release lever |
| 11. iLO CM Management port | |



HPE Moonshot 1500 Chassis Management (CM) Module

- | | |
|--|--|
| 1. iLO CM Management port | 5. HPE Moonshot 1500 CM Module serial port |
| 2. iLO CM link port (disabled by default) | 6. HPE Moonshot 1500 CM Module USB connector |
| 3. HPE Moonshot 1500 CM Module HPE APM port | 7. HPE Moonshot 1500 CM Module MicroSD slot |
| 4. HPE Moonshot 1500 CM Module diagnostic port | |

Standard Features

Embedded Management Included in all HPE Moonshot Systems, the HPE Moonshot 1500 Chassis Management module manages the health of the chassis and servers via a command-line interface accessible via SSH as well as a Graphical User Interface. Customers can configure the chassis, set server settings, and flash firmware in the HPE Moonshot 1500 chassis. The HPE Moonshot 1500 Chassis Management module also supports **Intelligent Platform Management Interface (IPMI)**.

The HPE Moonshot 1500 Chassis Management module supports the HPE RESTful Interface Tool, this tool provides mass scripting configuration for rapid deployment of multiple HPE Moonshot Systems.

For more information on the HPE Moonshot 1500 Chassis Management Module, please contact your sales representative or go to:

<http://www.hp.com/go/moonshot/docs>

**HPE Moonshot
Provisioning Manager
Free Download**

An intuitive, scalable, and easy-to-access tool to help IT administrators deploy and manage HPE Moonshot Systems, the HPE Moonshot Provisioning Manager distributed as a virtual machine image (VMware .ova file and Microsoft Hyper-v .vhd file compatible), provides the user with a simple graphical user interface enabling an “at-a-glance” view of all the available nodes within one or more Moonshot Systems, allowing the ability to efficiently deploy Operating Systems to any available nodes. Click here, for additional technical information.

<https://www.hpe.com/h20195/v2/GetHtml.aspx?docname=c04692834>

**HPE Moonshot Remote
Console Administrator
806843-B21**

The HPE Moonshot Remote Console Administrator (mRCA) allows users to have access to keyboard, video monitors and a mouse in a headless environment. It enables users to remote console (on a node per node basis) for the initial golden OS image installation (Windows or Linux) assistance, virtual media functionality for mounting an image to boot, and in addition the mRCA can be used as debug/crash tool. Click here, for additional technical information.

<https://www.hpe.com/h20195/v2/GetHtml.aspx?docname=c04545619>

**HPE Moonshot
Component Pack**

HPE Moonshot 1500 Chassis Setup and Installation Guide
HPE Moonshot iLO Chassis Management Firmware User Guide

The HPE Moonshot Component Pack, is the delivery mechanism for firmware updates on the HPE Moonshot System, it includes firmware, and tools including the HPE Smart Update Manager (HPE SUM).

The HPE Smart Update Manager (SUM) - is the engine/application that deploys the updates from the HPE Moonshot Component Pack on HPE Moonshot Systems. HPE SUM helps you inventory and identify which servers require updates, gets the necessary components from the HPE Moonshot Component Pack, and then performs the respective updates individually, as a group, or at scale. HPE SUM simplifies the update process, making HPE Moonshot servers much easier to manage by letting you know what's happening throughout the update process. The tool provides a graphical user interface (GUI), scriptable command line interface (CLI), and an interactive CLI. In addition, HPE SUM offers comprehensive reporting to ensure the latest drivers, software, and firmware are implemented into the server environment. To download the HPE Moonshot Component Pack, please reference:

<http://www.hp.com/go/moonshot/download>

Standard Features

This document covers the HPE Moonshot 1500 Chassis. Components include chassis management module, power supplies, fans, and cables.

NOTE: For information HPE Moonshot Cartridges, Switch and Uplink Modules, please see the following:

Cartridges:

HPE ProLiant m300 Server Cartridge

<https://www.hpe.com/h20195/v2/GetHtml.aspx?docname=c04111351>

HPE ProLiant m350 Server Cartridge

<https://www.hpe.com/h20195/v2/GetHtml.aspx?docname=c04384060>

HPE ProLiant m400 Server Cartridge

<https://www.hpe.com/h20195/v2/GetHtml.aspx?docname=c04384048>

HPE ProLiant m700 Server Cartridge

<https://www.hpe.com/h20195/v2/GetHtml.aspx?docname=c04111350>

HPE ProLiant m710 Server Cartridge

<https://www.hpe.com/h20195/v2/GetHtml.aspx?docname=c04384063>

HPE ProLiant m800 Server Cartridge

<https://www.hpe.com/h20195/v2/GetHtml.aspx?docname=c04384065>

Switch:

Comware

HPE Moonshot-45Gc Switch Module

<https://www.hpe.com/us/en/servers/moonshot.html>

HPE Moonshot-45XGc Switch Module

<https://www.hpe.com/h20195/v2/GetHtml.aspx?docname=c04384058>

FastPATH

HPE Moonshot-45G Switch Module

<https://www.hpe.com/h20195/v2/GetHTML.aspx?docname=c04111070>

HPE Moonshot-180G Switch Module

<https://www.hpe.com/h20195/v2/GetHTML.aspx?docname=c04111290>

Uplink:

HPE Moonshot-6SFP+ Uplink Module

<https://www.hpe.com/h20195/v2/GetHTML.aspx?docname=c04111292>

HPE Moonshot-16SFP+ Uplink Module

<https://www.hpe.com/h20195/v2/gethtml.aspx?docname=c04499458>

HPE Moonshot-4QSFP+ Uplink Module

<https://www.hpe.com/h20195/v2/GetHTML.aspx?docname=c04111291>

Moonshot Switch compatibility

NOTE: Up to two identical pairs of Switch and Uplink modules are supported in the Moonshot 1500 Chassis. Dual switch modules are required for network redundancy, regardless of cartridge configuration.

NOTE: Check Compatibility matrix below for supported switch and uplink module

Switch	Speed	Cartridges							Uplink		
		m300	m350	m400	m700	m710	m710p	m800	Moonshot 6 SFP+ Uplink	Moonshot 6 SFP+ Uplink	Moonshot 6 SFP+ Uplink
Fastpath Switches											
Moonshot-45G Switch	1Gb	X		X 1Gb speed		X 1Gb speed	X 1Gb speed		X		

Standard Features

				only		only	only				
Moonshot-180 Switch	1Gb	X	X	X 1Gb speed only	X	X 1Gb speed only	X 1Gb speed only	X		X	X
Comware Switches											
Moonshot-45Gc Switch	1Gb	X		X 1Gb speed only		X 1Gb speed only	X 1Gb speed only		X		
Moonshot-45XGc Switch	1Gb	X		X 1Gb speed only		X 1Gb speed only	X 1Gb speed only			X	X
	1Gb			X		X	X			X	X

HPE Common Slot Power Supply

HPE Moonshot 1500 Chassis can accommodate up to four (4) HPE Common slot power supplies listed in Step 4 of the Configure to Order section of this QuickSpecs.

The HPE Common Slot (CS) power supplies allow for commonality of power supplies across a wide range of ProLiant and Integrity servers, as well as HPE Storage solutions, and are designed to provide the highest power supply efficiency without degrading system performance. HPE CS power supplies are tested by the Electric Power Research Institute (EPRI) and certified through the ECOS 80 Plus power supply program. HPE CS power supply options provide efficiency ratings of up to 94% and are available in a 1200w and 1500W configurations for this platform. All HPE Common Slot power sources are UL, CE Mark Compliant, hot-plug and support redundant configurations. HPE Power Advisor can be accessed at: <http://www.hp.com/go/hppoweradvisor>.

NOTE: Redundant Power: Optional redundant power supplies will vary based on configurations. Please refer to specific HPE Moonshot server cartridge for details.

Enclosure

The HPE Moonshot 1500 Chassis is designed to support the following:

The HPE Moonshot 1500 Chassis is 4.3U high and holds up to forty-five (45) Moonshot cartridges. Server cartridges, switches, uplinks, power supplies, fans, and HPE Moonshot 1500 Chassis Management module are all designed to fit into the HPE Moonshot 1500 Chassis.

NOTE: Can be racked as either a 5U tall chassis or as three chassis in 13U.

Additional Options

HPE Moonshot 1500 Chassis

The Moonshot 1500 chassis holds up to 45 server cartridges plus redundant network switches. It includes a shared base-plane with three multi-terabit high-speed fabrics: to connect server cartridges to the network, to connect server cartridges to neighboring server cartridges and 2D Torus fabric. Power is delivered through a pooled-power back-plane that ensures the full capacity of the hot-plug power supplies is available to all cartridges.

Each Moonshot 1500 Chassis is built with the following functions:

- Up to 45 server cartridges per chassis.
- Up to 2 independently paired network and uplink modules supported simultaneously within the chassis.
- Five dual-rotor, hot-plug, redundant fans as standard.
- Optionally redundant hot-plug power supplies
- Optionally redundant interconnect modules.
- The HPE Moonshot 1500 Chassis Management module manages the health of the chassis and servers.

A Moonshot 1500 chassis provides the following benefits:

- Lowest cost of ownership.
- With local and remote hardware management integrated across the solution, one full enclosure can be managed as easily as one server.
- Investment protection: Accommodates multiple server and network designs in one enclosure.
- Lower costs per server, in comparison to rack-mounted servers
- Lower power consumption, in comparison to rack-mounted servers.
- Lower airflow requirements, in comparison to rack-mounted servers

Warranty

This product is covered by a global limited warranty and supported by HPE Services and a worldwide network of Hewlett Packard Enterprise Authorized Channel Partners resellers. Hardware diagnostic support and repair is available for three years from date of purchase. Support for software and initial setup is available for 90 days from date of purchase. Enhancements to warranty services are available through HPE Care Pack services or customized service agreements. Hard drives have either a one year or three year warranty; refer to the specific hard drive QuickSpecs for details.

NOTE: Chassis Warranty includes 3-Year Parts, 3-Year Labor, 3-Year Onsite support. Additional information regarding worldwide limited warranty and technical support is available at:

<http://h18004.www1.hp.com/products/servers/platforms/warranty/index.html>

Additional Options

Factory Express Portfolio for Servers and Storage HPE Factory Express offers configuration, customization, integration and deployment services for Hewlett Packard Enterprise servers and storage products. Customers can choose how their factory solutions are built, tested, integrated, shipped and deployed.

Factory Express offers service packages for simple configuration, racking, installation, complex configuration and design services as well as individual factory services, such as asset tagging, and custom packaging. Hewlett Packard Enterprise products supported through Factory Express include a wide array of servers and storage: HPE Moonshot, HPE Integrity, HPE ProLiant, HPE ProLiant Server Blades, and HPE BladeSystem, HPE 9000 servers as well as the MSAxxxx, VA7xxx, EVA, XP, rackable tape libraries and configurable network switches.

For more information on Factory Express services for your specific server model please contact your sales representative or go to: <http://www.hp.com/go/factory-express>.

Services and Support

Service and Support **Recommended HPE Care Pack Services for your HPE product**

(4 and 5 year Service offerings are also available)

HPE Technology Services

HPE Technology Services delivers confidence, reduces risk and helps customers realize agility and stability. Connect to Hewlett Packard Enterprise to help prevent problems and solve issues faster. Our support technology lets you to tap into the knowledge of millions of devices and thousands of experts to stay informed and in control, anywhere, any time.

Protect your business beyond warranty with HPE Care Pack Services

HPE Care Pack Services enable you to order the right service level, length of coverage and response time as you purchase your new server, giving you full entitlement for the selected support.

Recommended HPE Care Pack Services for your HPE product

(4 and 5 year Service offerings are also available)

Optimized Care **Foundation Care 24x7, three-year Care Pack Service**

HPE Foundation Care 24x7 connects you to Hewlett Packard Enterprise 24 hours a day, seven days a week for assistance on resolving issues. Hardware onsite response within four hours if needed; collaborative software included in this Care Pack service provides troubleshooting assistance on industry leading software running on your HPE server. Simplify your support experience and make HPE your first call for hardware or software questions.

<https://www.hpe.com/h20195/V2/GetDocument.aspx?docname=4AA4-8876ENW&cc=us&lc=en>

Standard Care **Foundation Care NBD, three-year Care Pack Service**

HPE Foundation Care Next Business Day connects you to Hewlett Packard Enterprise during business hours for assistance on resolving issues – features next business day hardware onsite response if needed and software call back within two hours. Collaborative software support is included and provides troubleshooting assistance on industry leading software running on your server. Simplify your support experience and make Hewlett Packard Enterprise your first call for hardware or software questions.

<https://www.hpe.com/h20195/V2/GetDocument.aspx?docname=4AA4-8876ENW&cc=us&lc=en>

Related Services **HPE Moonshot Installation & Startup Service**

HPE Installation and Startup Service for the Moonshot System provides for the installation of one system and its associated Moonshot servers and network switches, as well as operating system deployment and basic configuration of OS network parameters to establish network connectivity

HPE Datacenter Care service

HPE Datacenter Care helps you improve IT stability and security, increase the value of IT, and enable agility and innovation. It is a structured framework of repeatable, tested, and globally available services “building blocks.” You can deploy, operate, and evolve your datacenter wherever you are on your IT journey. With HPE Datacenter Care, you benefit from a personalized relationship with Hewlett Packard Enterprise via a single point of accountability for HPE and others’ products. For more information, visit

<http://www.hp.com/services/datacentercare>

HPE Self-Service Spares Service answers the question: What do you do when you need parts? We can set it up so that you get spare parts onsite through our automated self-service spares. You simply go to the part of your data center where the parts live, scan them out, scan in the broken one, and

Services and Support

you're done. We maintain your inventory of good spares, so that what you need is ready to go when you need it. And we provide monthly service excellence reports illustrating onsite inventory performance.

Connect your devices to HPE

Unlock all of the benefits of your technology investment by connecting your products to HPE. Achieve up to 77%¹ reduction in down time, near 100%² diagnostic accuracy and a single consolidated view of your environment. By connecting, you will receive 24x7 monitoring, pre-failure alerts, automatic call logging, and automatic parts dispatch. HPE Proactive Care Service and HPE Datacenter Care Service customers will also benefit from proactive activities to help prevent issues and increase optimization. All of these benefits are already available to you with your server storage and networking products, securely connected to HPE support.

Defective Media Retention (DMR) and Comprehensive Defective Material Retention

If your business deals with sensitive or legally protected data, you know that it's not a simple matter to return a defective hardware component, but keeping it conflicts with the terms and conditions of many standard warranty agreements. If you don't return the component, you'll be charged for the replacement part.

HPE Foundation Care services are available with defective media retention of failed hard drives and comprehensive defective material retention of those other data-retentive components, such as memory, switches, processors and more. This may be purchased as an optional add-on to your HPE Foundation Care service purchase. This service is critical for customers who:

- Need to control and secure their classified, proprietary and confidential data.
- Are subject to current data privacy regulations.
- Want a simpler, more cost-effective solution when choosing not to return a malfunctioning disk drive or other data retentive component.

For more information on our data privacy services, see: <http://www.hp.com/services/dataprivacy>

HPE Support Center

Hewlett Packard Enterprise provides several tools that make it simpler to get help from Hewlett Packard Enterprise:

HPE Support Center is personalized online support portal with access to information, tools and experts to support Hewlett Packard Enterprise business products. Submit support cases online, chat with Hewlett Packard Enterprise experts, access support resources or collaborate with peers. Learn more:

<http://www.hp.com/go/hpsc>

The HPE Support Center Mobile App allows you to resolve issues yourself or quickly connect to an agent for live support. Now, you can get access to personalize IT support anywhere, anytime. HPE Support Center are available at no additional cost with a HPE warranty, HPE Care Pack or Hewlett Packard Enterprise contractual support agreement.

NOTE: HPE Support Center Mobile App is subject to local availability.

Parts and Materials

Hewlett Packard Enterprise will provide HPE-supported replacement parts and materials necessary to maintain the covered hardware product in operating condition, including parts and materials for available and recommended engineering improvements.

Parts and components that have reached their maximum supported lifetime and/or the maximum sage limitations as set forth in the manufacturer's operating manual, product QuickSpecs, or the technical product data sheet will not be provided, repaired, or replaced as part of these services.

Services and Support

The defective media retention service feature option applies only to Disk or eligible SSD/Flash Drives replaced by Hewlett Packard Enterprise due to malfunction.

For more information To learn more on HPE Moonshot System, please contact your Hewlett Packard Enterprise sales representative.

Configuration Information – Factory Integrated Models

NOTE: This section lists some of the steps required to configure a Factory Integrated Model. To ensure only valid configurations are ordered, Hewlett Packard Enterprise recommends the use of an Hewlett Packard Enterprise approved configurator. Contact your local sales representative for information on configurable product offerings and requirements.

NOTE: Factory Integrated Models must start with an HPE Moonshot 1500 Chassis. Each Moonshot Chassis will be ordered with minimum configurations as follows:

One (1) Cartridge

Three (3) 1200w or 1500w power supplies

One (1) Switch

One (1) Uplink

NOTE: A second Switch and Uplink Module Kit may be ordered to give a redundant network configuration or to enable two separate networks utilizing different Moonshot servers.

NOTE: Some options may not be integrated at the factory. To ensure only valid configurations are ordered, Hewlett Packard Enterprise recommends the use of an Hewlett Packard Enterprise approved configurator. Contact your local sales representative for additional information.

Step 1: Base Configuration (Choose chassis)

HPE Moonshot 1500 HPE Moonshot 1500 Chassis Opt OS

755372-B21

Chassis

NOTE: This chassis does NOT include 1 year of Ubuntu support

NOTE: If you prefer Ubuntu support for the chassis consider part number 755371-B21

NOTE: Mixed Cartridge configuration is supported – See Network section in step 3 for restrictions

Step 2: Configure Moonshot Servers

HPE Moonshot Server

NOTE: Mixed Cartridge configuration is supported – See Network section in step 3 for restrictions

NOTE: See Cartridge Quick Specs for Cartridge configurations

HPE ProLiant m300 Server Cartridge

<https://www.hpe.com/h20195/v2/GetHtml.aspx?docname=c04111351>

HPE ProLiant m350 Server Cartridge

<https://www.hpe.com/h20195/v2/GetHtml.aspx?docname=c04384060>

HPE ProLiant m400 Server Cartridge

<https://www.hpe.com/h20195/v2/GetHtml.aspx?docname=c04384048>

HPE ProLiant m700 Server Cartridge

<https://www.hpe.com/h20195/v2/GetHtml.aspx?docname=c04111350>

HPE ProLiant m710 Server Cartridge

<https://www.hpe.com/h20195/v2/GetHtml.aspx?docname=c04384063>

HPE ProLiant m800 Server Cartridge

<https://www.hpe.com/h20195/v2/GetHtml.aspx?docname=c04384065>

Step 3: Choose required Networks option

Networking

NOTE: Must order minimum of one Switch Kit and one Uplink Kit per chassis.

NOTE: Maximum of two Switch Kits and two Uplink Kit per chassis to allow configurations with redundant or dual networks.

Ordering Guidance for Moonshot 1500 chassis with mixed cartridge configurations

Configuration Information – Factory Integrated Models

- **Customer ordering a Quad Node Cartridge (m700, m350, m800) MUST use Moonshot-180G Switch Module.**
 - Choose one of the following Uplink Module:
 - Moonshot -16SFP+ Uplink Module
 - Moonshot -4QSFP+ Uplink Module
- **Customer ordering ONLY Single Node Cartridge (m300, m400, m710, m710p)**
 - Choose one of the following:
 - **For 1G Solution:** Choose one of the following switches
 - Moonshot-45G Switch Module (1G Switch)
 - Moonshot-45G Switch Module (1G Switch)
 - Then the following Uplink
 - Moonshot-16SFP+ Uplink Module
 - **For 10G solution:** Moonshot-45XGc Switch Module (10G Switch). With one of the following Uplinks:
 - Moonshot-16SFP+ Uplink Module
 - Moonshot -4QSFP+ Uplink Module

Step 3A: Switches Comware Switch

HPE Moonshot-45Gc Switch Module Kit

HPE Moonshot-45XGc Switch Module Kit

704654-B21

FastPATH Switch

HPE Moonshot-45G Switch Module Kit

704644-B21

HPE Moonshot-180G Switch Module Kit

704642-B21

Step 3B: Uplinks

HPE Moonshot 6SFP Uplink Module Kit

704646-B21

HPE Moonshot-16SFP+ Uplink Module Kit

783263-B21

HPE Moonshot-4QSFP+ Uplink Module Kit

704652-B21

Step 4: Choose Required Power options

Power Supplies HPE Common Slot Platinum Plus Power Supply Kits

NOTE: Minimum of three and maximum of four power supplies per chassis

NOTE: N+N power redundancy is supported, as long as total max power is below the total power of the remaining 2 power supplies. X86 cartridges use power capping to reduce the amount of power used during this degraded state. Non-x86 cartridges DO NOT support power capping. When running a mixed environment (x86 and non-x86 cartridge), the x86 cartridges will power cap enough to compensate for the non-x86 cartridge.

NOTE:

NOTE: ALL x86 cartridges support power capping

NOTE: Non-x86 cartridges DO NOT support power capping

HPE 1500W Common Slot Platinum Plus Hot Plug Power Supply Kit

684532-B21

HPE 1200W Common Slot Platinum Plus Hot Plug Power Supply Kit

656364-B21

NOTE: due to restricted airflow at 110v max power is 600w per power supply – this is for the 1200w power supply only

NOTE: Due to restricted airflow at 220v max power is 850w per power supply– this is for the 1200w power supply only

HPE Common Slot -48VDC Power Supplies

HPE 1500W Common Slot -48VDC Hot Plug Power Supply Kit

746708-B21

Configuration Information – Factory Integrated Models

NOTE: Power Specification and Technical Content for supported power supplies can be found at:

http://h18000.www1.hp.com/products/quickspecs/14209_div/14209_div.html

Step 5: Choose Additional Chassis Factory Integration Options

HPE Rail Kits	HPE 4.3U Server Rail Kit	681254-B21
(Chassis Specific)	HPE 0.66U Spacer Blank Kit	681260-B21

NOTE: For data center airflow management purposes, it is recommended that either the .66U Spacer Blank or the 13U FIO Rack Adapter Kit can be ordered.

NOTE: The HPE 4.3U Rail Kit is required to be ordered for every chassis to properly install the chassis into a rack.

NOTE: The .66U Spacer Blank kit may be ordered and will give an even 5U (4.3U+0.66U) spacing in a rack. This would enable installing up to 8 chassis in a 42U rack. It is also possible to stack up to 9 chassis in a 42U rack using the 13U FIO Rack Adapter Kit.

HPE Rack Adapter	HPE 13U FIO Rack Adapter Kit for 3X4.3U Chassis	681677-B21
	NOTE: Group the HPE Moonshot 1500 Chassis units into a 13U space. Order one per three chassis.	
	NOTE: HPE 4.3U Server Rail Kit (PN 681254-B21) is still required	
	NOTE: The 0.66U spacer is not used when selecting this option.	

Step 6: Choose Additional Chassis Options

NOTE: Additional options are not configurable for server upgrade kits.

Management	HPE Moonshot Provisioning Manager	Free Download
	NOTE: for more information see Quick Specs	
	https://www.hp.com/h20195/v2/GetHtml.aspx?docname=c04692834	
	HPE Moonshot Remote Console Administrator	806843-B21
	NOTE: for more information see Quick Specs	
	https://www.hp.com/h20195/v2/GetHtml.aspx?docname=c04545619	
HPE Care Pack Services	3 year Care Pack	
	HPE 3yr Nbd Moonshot 1500 OptOS FC SVC	U8K89E
	HPE 3yr Nbd DMR Moonshot1500 OptOS FC SVC	U8K90E
	HPE 3yr Nbd CDMR Moonshot1500 OptOS FC SVC	U8K91E
	HPE 3yr 24x7 Moonshot 1500 OptOS FC SVC	U8K92E
	HPE 3yr 24x7 DMR Moonshot1500 OptOS FC SVC	U8K93E
	HPE 3yr 24x7 CDMR Moonshot1500 OptOS FC SVC	U8K94E
	HPE 3yr CTR Moonshot 1500 Opt OS FC SVC	U8K95E
	HPE 3yr CTR DMR Moonshot1500 OptOS FC SVC	U8K96E
	HPE 3yr CTR CDMR Moonshot1500 OptOS FC SVC	U8K97E
	4 year Care Pack	
	HPE 4yr Nbd Moonshot 1500 OptOS FC SVC	U8AT3E
	HPE 4yr Nbd DMR Moonshot1500 OptOS FC SVC	U8AT4E
	HPE 4yr Nbd CDMR Moonshot 1500 OptOS FC SVC	U8AT5E

Configuration Information – Factory Integrated Models

HPE 4yr 24x7 Moonshot 1500 OptOS FC SVC	U8AT6E
HPE 4yr 24x7 DMR Moonshot1500 OptOS FC SVC	U8AT7E
HPE 4yr 24x7 CDMR Moonshot1500 OptOS FC SVC	U8AT8E
HPE 4yr CTR Moonshot 1500 Opt OS FC SVC	U8AT9E
HPE 4yr CTR DMR Moonshot 1500 OptOS FC SVC	U8AU0E
HPE 4yr CTR CDMR Moonshot1500 OptOS FC SVC	U8AU1E

5 year Care Pack

HPE 5yr Nbd Moonshot 1500 OptOS FC SVC	U8AU2E
HPE 5yr Nbd DMR Moonshot1500 OptOS FC SVC	U8AU3E
HPE 5yr Nbd CDMR Moonshot1500 OptOS FC SVC	U8AU4E
HPE 5yr 24x7 Moonshot 1500 OptOS FC SVC	U8AU5E
HPE 5yr 24x7 DMR Moonshot1500 OptOS FC SVC	U8AU6E
HPE 5yr 24x7 CDMR Moonshot 1500 OptOS FC SVC	U8AU7E
HPE 5yr CTR Moonshot 1500 Opt OS FC SVC	U8AU8E
HPE 5yr CTR DMR Moonshot1500 OptOS FC SVC	U8AU9E
HPE 5yr CTR CDMR Moonshot1500 OptOS FC SVC	U8AV0E

HPE Power Cords

HPE C13 - Nema 5-15P US/CA 110V 10Amp 1.83m Power Cord	AF556A
HPE C13 - GB-1002 CN 250V 10Amp 1.83m Power Cord	AF557A
HPE C13 - IRAM -2073 AR 250V 10A 2.5m Power Cord	AF558A
HPE C13 - Nema 5-15P TH/PH 250V 10Amp 1.83m Power Cord	AF559A
HPE C13 - CNS-690 TW 110V 13Amp 1.83m Power Cord	AF561A
HPE C13 - IS-1293 IN 240V 6Amp LV 2.0m Power Cord	AF562A
HPE C13 - KSC- 8305 KR 250V 10Amp 1.83m Power Cord	AF560A
HPE C13 - SI-32 IL 250V 10Amp 1.83m Power Cord	AF564A
HPE C13 - SEV 1011 CH 250V 10Amp 1.83m Power Cord	AF565A
HPE C13 - DK-2.5A DK 250V 10Amp 1.83m Power Cord	AF566A
HPE C13 - SABS-164 ZA 250V 10Amp 2.5m Power Cord	AF567A
HPE C13 - CEE-VII EU 250V 10Amp 1.83m Power Cord	AF568A
HPE C13 - AS3112-3 AU 250V 10Amp 2.5m Power Cord	AF569A
HPE C13 - BS-1363A UK/HK/SG 250V 10Amp 1.83m Power Cord	AF570A
HPE C13 - CEI-23-50 IT/CL 250V 10Amp 1.83m Power Cord	AF571A
HPE C13 - JIS C8303 JP 100V 12Amp 2.0m Power Cord	AF572A
HPE C13 - IS-1293 IN 250V 10Amp HV 2.5m Power Cord	SG579A
HPE C13 - C14 WW 250V 10Amp Flint Gray 2.0m Jumper Cord	AF573A
HPE C13 - NBR-14136 BR 250V 10Amp 1.83m Power Cord	AF591A
HPE C13 - C14 WW 250V 10Amp 2.0m Jumper Cord	A0K02A
HPE C13 - C14 WW 250V 10A Gray 0.7m Jumper Cord	A0K03A
HPE C13 - C14 WW 250V 10A Gray 1.37m Jumper Cord	A0K04A
HPE C13 - C14 WW 250V 10A Gray 3.0m Jumper Cord	A0K06A

Configuration Information – Factory Integrated Models

HPE C13 - Nema 6-15P US 250V 15A JP 3.6m Power Cord

A0N33A

NOTE: Some options may not be integrated at the factory. To ensure only valid configurations are ordered, Hewlett Packard Enterprise recommends the use of an Hewlett Packard Enterprise approved configurator. Contact your local sales representative for additional information.

HPE Insight Cluster Management Utility (CMU)

HPE Insight Cluster Management Utility Media

BD477A

NOTE: For additional license kits please see the QuickSpecs at:

<https://www.hpe.com/h20195/v2/GetHTML.aspx?docname=c04111735>

HPE Advanced Power Manager

The HPE Advanced Power Manager is an optional rack level solution for the HPE Moonshot System which enables server-level DC (or hardware) power on and off and server-level monitoring. In addition, the HPE APM will automatically discover hardware components, dynamic rack power capping, provides efficient Rack management, manages shared infrastructure, and participates in federation with other HPE APM units.

The HPE APM does not replace rack PDUs, but is designed to enable the utilization of basic, low cost, rack PDUs while providing the functionality of 'switched' PDUs (which provide hardware power on/off of individual servers by turning off the AC power to the power supplies of a given server).

Because the HPE Moonshot System shares power supplies to optimize power efficiency, using 'switched' PDUs to turn off all the power supplies in the chassis will result in the loss of all server nodes in that chassis. The HPE APM solves this by allowing server node-level hardware power on/off of the DC power to the individual server node motherboards.

HPE Advanced Power Manager Kit

741192-B21

NOTE: Each HPE APM can connect to 2 HPE SL Advanced Power Manager Distribution (SL APMD) modules

HPE SL Advanced Power Manager Distribution Module Kit

620002-B21

NOTE: Each SL APMD can connect up to 10 chassis

SFP Options

HPE BladeSystem c-Class Virtual Connect 1G SFP SX Transceiver

453151-B21

HPE BladeSystem c-Class Virtual Connect 1G SFP RJ-45 Transceiver

453154-B21

SFP+ Options

HPE BladeSystem c-Class 10Gb SFP+ SR Transceiver

455883-B21

Direct Attach Cables

HPE BladeSystem c-Class 10GbE SFP+ to SFP+ 0.5m Direct Attach Copper Cable

487649-B21

HPE BladeSystem c-Class 10GbE SFP+ to SFP+ 1m Direct Attach Copper Cable

487652-B21

HPE BladeSystem c-Class 10GbE SFP+ to SFP+ 3m Direct Attach Copper Cable

487655-B21

HPE BladeSystem c-Class 10GbE SFP+ to SFP+ 5m Direct Attach Copper Cable

537963-B21

HPE BladeSystem c-Class 10GbE SFP+ to SFP+ 7m Direct Attach Copper Cable

487658-B21

HPE X242 10G SFP+ to SFP+ 1m Direct Attach Copper Cable

J9281B

HPE X242 10G SFP+ to SFP+ 3m Direct Attach Copper Cable

J9283B

HPE X242 10G SFP+ to SFP+ 7m Direct Attach Copper Cable

J9285B

HPE X240 10G SFP+ to SFP+ 5m Direct Attach Copper Cable

JG081C

HPE B-series SFP+ to SFP+ Active Copper 1.0m Direct Attach Cable

AP818A

Configuration Information – Factory Integrated Models

HPE B-series SFP+ to SFP+ Active Copper 3.0m Direct Attach Cable	AP819A
HPE B-series SFP+ to SFP+ Active Copper 5.0m Direct Attach Cable	AP820A

HPE Rack Series

HPE Intelligent Series Rack

HPE 636 1200mm Shock Intelligent Rack	BW900A
HPE 642 1200mm Pallet Intelligent Rack	BW907A
HPE 642 1200mm Shock Intelligent Rack	BW908A
HPE 647 1200mm Pallet Intelligent Rack	BW913A
HPE 647 1200mm Shock Intelligent Rack	BW914A

NOTE: Rack chosen is required to have 1200mm to provide space for cable management arm at the rear of the chassis and host PDU in the rear of the rack.

NOTE: Please see the QuickSpecs for Technical Specifications such as height, width, depth, weight, and color:

<https://www.hpe.com/h20195/v2/GetHTML.aspx?docname=c04123237>

NOTE: For additional information regarding Rack Cabinets, please see the following URL: **<http://www.hp.com/go/rackandpower>**

HPE 11000 G2 Series Racks

HPE 11642 1075mm Pallet Rack	H6J65A
HPE 11642 1075mm Shock Rack	H6J66A
HPE 11648 1075mm Pallet Rack	H6J87A
HPE 11648 1075mm Shock Rack	H6J88A
HPE 11636 1075mm Pallet Universal Rack	H6J77A
HPE 11636 1075mm Shock Universal Rack	H6J78A
HPE 11622 1075mm Pallet Rack	H6J83A
HPE 11622 1075mm Shock Rack	H6J84A
HPE 11614 1075mm Shock Universal Rack	H6J82A

NOTE: When using the 1075mm racks with the Moonshot 1500 Chassis, the rear door will not be able to be closed.

HPE Rack Options

KVM Consoles

HPE TFT7600 G2 KVM Console Rackmount Keyboard US Monitor	AZ870A
HPE TFT7600 G2 KVM Console Rackmount Keyboard UK Monitor	AZ871A
HPE TFT7600 G2 KVM Console Rackmount Keyboard DE Monitor	AZ872A
HPE TFT7600 G2 KVM Console Rackmount Keyboard FR Monitor	AZ873A
HPE 647 1200mm Shock Intelligent Rack	BW914A
HPE TFT7600 G2 KVM Console Rackmount Keyboard ES Monitor	AZ875A
HPE TFT7600 G2 KVM Console Rackmount Keyboard DK Monitor	AZ876A
HPE TFT7600 G2 KVM Console Rackmount Keyboard NO Monitor	AZ877A
HPE TFT7600 G2 KVM Console Rackmount Keyboard SE/FI Monitor	AZ878A
HPE TFT7600 G2 KVM Console Rackmount Keyboard CH Monitor	AZ879A
HPE TFT7600 G2 KVM Console Rackmount Keyboard PT Monitor	AZ880A
HPE TFT7600 G2 KVM Console Rackmount Keyboard BE Monitor	AZ881A

Configuration Information – Factory Integrated Models

HPE TFT7600 G2 KVM Console Rackmount Keyboard JP Monitor	AZ882A
HPE TFT7600 G2 KVM Console Rackmount Keyboard RU Monitor	AZ883A
HPE TFT7600 G2 KVM Console Rackmount Keyboard Intl Monitor	AZ884A
HPE TFT7600 G2 KVM Console Rackmount Keyboard US TAA Monitor	AZ885A
HPE 0x2x16 KVM Server Console Switch G2 with Virtual Media CAC Software	AF618A
HPE 0x2x32 KVM Server Console Switch G2 with Virtual Media CAC Software	AF619A
HPE 1x1Ex8 KVM IP Console Switch G2 with Virtual Media CAC Software	AF620A
HPE 2x1Ex16 KVM IP Console Switch G2 with Virtual Media CAC Software	AF621A
HPE 4x1Ex32 KVM IP Console Switch G2 with Virtual Media CAC Software	AF622A

HPE Uninterruptible Power Systems

HPE Rack-mountable UPS

HPE R1500 G3 Uninterruptible Power Supply (UPS)

HPE R1.5kVA G3 1U NA Uninterruptible Power System	AF469A
HPE R1.5kVA G3 1U JP/TW Uninterruptible Power System	AF470A
HPE R1.5kVA G3 1U INTL Uninterruptible Power System	AF471A

NOTE: Please see the QuickSpecs for additional information:

http://h18000.www1.hp.com/products/QuickSpecs/14059_div/14059_div.html

HPE R/T3000 G2 Uninterruptible Power System (UPS)

HPE R/T3000 G2 2U L530 Low Voltage NA/JP Uninterruptible Power System	AF466A
HPE R/T3000 G2 2U L620 High Voltage NA/JP Uninterruptible Power System	AF467A
HPE R/T3000 G2 2U Detachable Cord High Voltage INTL Uninterruptible Power System	AF468A

NOTE: Please see the QuickSpecs for additional information:

<https://www.hp.com/h20195/v2/GetHTML.aspx?docname=c04154342>

NOTE: For additional information on HPE Uninterruptible Power Systems please go to: **<http://www.hp.com/servers/rackups>**

NOTE: For additional information on sizing your server, please reference:

<http://www.upssizer.com>

NOTE: Please see the UPS and PDU cable matrix's on the HPE Power Protection and Management page. Under Power Cords, click on the "HPE Power Cord Matrix" link.

That link will list cable descriptions, requirements, and specifications for UPS and

PDU units. Please see the following link: **<http://www.hp.com/products/powercords>**

HPE Intelligent Power Distribution Units (iPDU)

iPDU Core Units

HPE 4.9kVA 24A Single Phase NA/JP Core Intelligent Modular Power Distribution Unit	AF520A
HPE 8.3kVA 40A Single Phase NA/JP Core Intelligent Modular Power Distribution Unit	AF521A
HPE 8.6kVA 24A Three Phase NA/JP Core Intelligent Modular Power Distribution Unit	AF522A
HPE 17.3kVA 48A Three Phase NA/JP Core Intelligent Modular Power Distribution Unit	AF523A
HPE 7.3kVA 32A Single Phase INTL Core Intelligent Modular Power Distribution Unit	AF525A
HPE 11kVA 16A Three Phase INTL Core Intelligent Modular Power Distribution Unit	AF526A
HPE 22kVA 32A Three Phase INTL Core Intelligent Modular Power Distribution Unit	AF527A
HPE 14.4kVA 40A Three Phase NA/JP Intelligent Modular Power Distribution Unit	AF533A

iPDU Extension Bars

Configuration Information – Factory Integrated Models

HPE 5xC13 Intelligent PDU Extension Bar G2 Kit	AF547A
HPE 5xC13 Outlets Power and UID LEDs Pair Standard Extension Bar	AF528A

NOTE: Please see the QuickSpecs for Technical Specifications and additional information:

<https://www.hpe.com/h20195/v2/GetHTML.aspx?docname=c04123329>

HPE Basic Power Distribution Units

HPE 2.8kVA 120 Volt L5-30 Input (18xNEMA 5-20R) NA/JP Basic PDU	H5M55A
HPE 3.6kVA 200-240 Volt Detachable C20 Input (12xC13) WW Basic PDU	H5M56A
HPE 3.6kVA 200-240 Volt Detachable C20 Input (18xC13) WW Basic PDU	H5M57A
HPE 4.9kVA 208 Volt L6-30 Input (20xC13) NA/JP Basic PDU	H5M58A
HPE 4.9kVA 208 Volt L6-30 Input (24xC13/6xC19) NA/JP Basic PDU	H5M59A
HPE 8.3kVA 208 Volt CS8265C Input (30xC13/6xC19) NA/JP Basic PDU	H5M60A
HPE 8.6kVA 208 Volt L15-30 3-Phase Input (18xC13) NA/JP Basic PDU	H5M61A
HPE 8.6kVA 208 Volt L15-30 3-Phase Input (24xC13/6xC19) NA/JP Basic PDU	H5M62A
HPE 5.7kVA 208 Volt L21-20 3-Phase Input (24xC13/3xNEMA 5-20R) NA/JP Basic PDU	H5M63A
HPE 8.6kVA 208 Volt L21-30 3-Phase Input (24xC13/3xC19/3xNEMA 5-20R) NA/JP Basic PDU	H5M64A
HPE 7.3kVA 230 Volt IEC309 32A Input (20xC13) INTL Basic PDU	H5M68A
HPE 7.3kVA 230 Volt IEC309 32A Input (24xC13/6xC19) INTL Basic PDU	H5M70A
HPE 11kVA 230 Volt IEC309 63A Input (30xC13/6xC19) INTL Basic PDU	H5M71A
HPE 11kVA 400 Volt IEC309 16A 3-Phase Input (30xC13/6xC19) INTL Basic PDU	H5M72A
HPE Hardwired 200-240 Volt Input (30xC13/6xC19) WW Basic PDU	H5M75A
HPE 13.2kVA 480 Volt IEC309 30A 3-Phase Input (15 Outlet) NA Basic PDU	H3X07A

HPE 277 Volt options for H3X07A and H3X08A

HPE 800VA - 277V Input / 230V Output NA Rack Mount Transformer	H3X09A
--	--------

NOTE: Please see the QuickSpecs for Technical Specifications and additional information:

<https://www.hpe.com/h20195/v2/GetHTML.aspx?docname=c04111392>

NOTE: Additional HPE Power Distribution Units are available. For a complete list of all HPE PDUs and additional information please visit:

<http://www.hp.com/go/rackandpower>

HPE Remote Monitored Power Distribution Units

HPE 2.8kVA 120 Volt L5-30 Input (12xNEMA 5-20R)NA/JP Monitored PDU	D9N43A
HPE 3.6kVA 200-240 Volt Detachable C20 Input (12xC13) WW Monitored PDU	D9N46A
HPE 4.9kVA 208 Volt L6-30 Input (12xC13) NA/JP Monitored PDU	D9N44A
HPE 3.6kVA 200-240 Volt Detachable C20 Input (16xC13) WW Monitored PDU	D9N45A
HPE 4.9kVA 208 Volt L6-30 Input (20xC13/4xC19) NA/JP Monitored PDU	D9N47A
HPE 7.3kVA 230 Volt IEC309 32A Input (20xC13/4xC19) INTL Monitored PDU	D9N48A
HPE 7.3kVA 230 Volt IEC309 32A Input (32xC13/4xC19) INTL Monitored PDU	D9N50A
HPE 8.3kVA 208 Volt CS8265C Input (30xC13/3xC19) NA Monitored PDU	D9N49A
HPE 5.7kVA 208 Volt L21-20 3-Phase Input (18xC13/3xNEMA 5-20R) NA/JP Monitored	D9N52A

Configuration Information – Factory Integrated Models

PDU	
HPE 8.6kVA 208 Volt L21-30 3-Phase Input (20xC13/3xC19/3xNEMA 5-20R) NA/JP Monitored PDU	D9N53A
HPE 8.6kVA 208 Volt L15-30 3-Phase Input (18xC13/3xC19) NA/JP Monitored PDU	D9N51A
HPE 11kVA 400 Volt IEC309 16A 3-Phase Input (18xC13/3xC19) INTL Monitored PDU	D9N55A
HPE 11kVA 400 Volt IEC309 16A 3-Phase Input (30xC13/3xC19) INTL Monitored PDU	D9N57A
HPE 14.4kVA 208 Volt CS8365C 3-Phase Input (12xC13/12xC19)NA Monitored PDU	D9N58A
HPE 16.6kVA 400 Volt IEC309 30A 3-Phase Input (12xC13/12xC19) NA Monitored PDU	D9N62A
HPE 16.6kVA 400 Volt IEC309 30A 3-Phase Input (30xC13/3xC19) NA Monitored PDU	D9N61A
HPE 17.3kVA 208 Volt IEC309 60A 3-Phase Input (12xC13/12xC19) NA/JP Monitored PDU	D9N59A
HPE 17.3kVA 208 Volt IEC309 60A 3-Phase Input (24xC13/3xC19) NA/JP Monitored PDU	D9N54A
HPE 19.9kVA 480 Volt 3-Phase (30 Outlet) NA Monitored PDU	D9N63A
HPE 22kVA 400 Volt IEC309 32A 3-Phase Input (12xC13/12xC19) INTL Monitored PDU	D9N60A
HPE 22kVA 400 Volt IEC309 32A 3-Phase Input (30xC13/3xC19) INTL Monitored PDU	D9N56A

HPE 1200W Common Slot Platinum Plus Hot Plug Power Supply

Part Number	656364-B21						
Input Voltage Range (Vrms)	100 – 240						
Frequency Range (Nominal) (Hz)	50 – 60						
Nominal Input Voltage (Vrms)	100	120	200	208	220	230	240
Maximum Rated Output Wattage	800	900	1200	1200	1200	1200	1200
Nominal Input Current (A rms)	9.1	8.4	6.7	6.4	6.1	5.8	5.5
Maximum Rated Input Wattage Rating (Watts)	897	999	1321	1319	1317	1315	1314
Maximum Rated VA (Volt-Amp)	909	1012	1338	1337	1334	1332	1331
Efficiency (%) at Max. Rated Output Wattage	89.2	90.1	90.9	91.0	91.1	91.2	91.3
Power Factor	.998						
Leakage Current (mA)	.42	.50	.83	.87	.92	.96	1.00
Maximum Inrush Current (A peak)	30						
Maximum Inrush Current duration (mS)	20						
Maximum British Thermal Unit Rating (BTU-Hr)	3061	3408	4506	4501	4493	4487	4483

NOTE: Due to restricted airflow at 110v max power is 600w per power supply

NOTE: Due to restricted airflow at 220v max power is 850w per power supply

HPE 1500W Common Slot Platinum Plus Hot Plug Power Supply

Part Number	684532-B21				
Input Voltage Range (Vrms)	200 - 240				
Frequency Range (Nominal) (Hz)	50 - 60				
Nominal Input Voltage (Vrms)	200	208	220	230	240
Maximum Rated Output Wattage	1500	1500	1500	1500	1500
Nominal Input Current (A rms)	8.4	8.1	7.6	7.3	7.0
Maximum Rated Input Wattage Rating (Watts)	1661	1659	1655	1652	1649

Configuration Information – Factory Integrated Models

Maximum Rated VA (Volt-Amp)	1681	1679	1675	1672	1669
Efficiency (%) at Max. Rated Output Wattage	90.3	90.4	90.6	90.8	91.0
Power Factor	0.999	0.999	0.999	0.999	0.999
Leakage Current (mA)	0.50	0.75	0.79	0.83	1.00
Maximum Inrush Current (A peak)			40		
Maximum Inrush Current duration (mS)			0.2		
Maximum British Thermal Unit Rating (BTU-Hr)	5667	5661	5648	5637	5627

HPE 1500W Common Slot -48V Hot Plug Power Supply Kit

Part Number	746708-B21				
Input Voltage Range (VDC)	-40 to -72				
Frequency Range (Nominal) (Hz)	DC				
Nominal Input Voltage (VDC)	-40		-48		-72
Maximum Rated Output Wattage	1500		1500		1500
Nominal Input Current (ADC)	40.5		33.5		22.2
Maximum Rated Input Wattage Rating (Watts)	1621		1607		1598
Maximum Rated VA (Volt-Amp)	1621		1607		1598
Efficiency (%) at Max. Rated Output Wattage	92.6		93.3		93.9
Power Factor			N/A		
Leakage Current (mA)			N/A		
Maximum Inrush Current (A peak)			63		
Maximum Inrush Current duration (mS)			10		
Maximum British Thermal Unit Rating (BTU-Hr)	5530		5484		5451

Power Supply Specifications

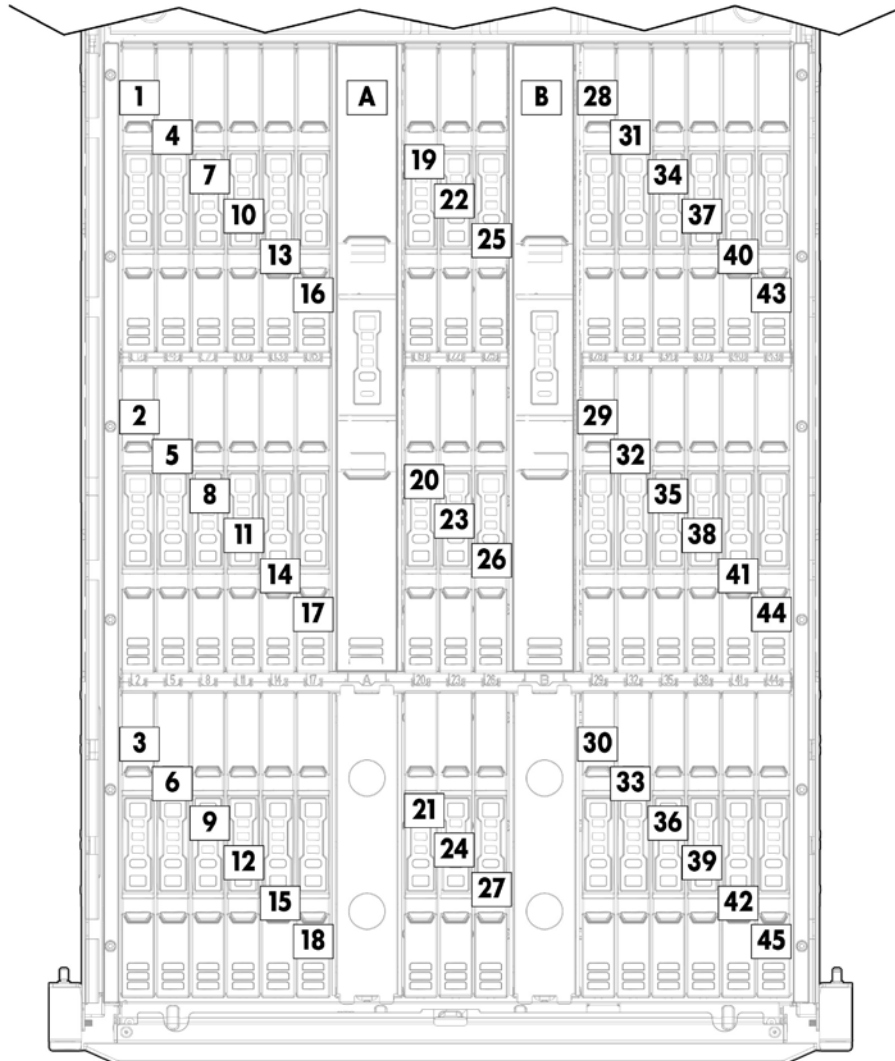
To review typical system power ratings use the HPE Power Advisor which is available via the online tool located at URL: <http://www.hp.com/go/hppoweradvisor>

NOTE: Power Specification and Technical Content for supported power supplies can be found at: <https://www.hpe.com/h20195/v2/GetHTML.aspx?docname=c04111541>

Configuration Information – Factory Integrated Models

Cartridge slot and switch module bay identification

The chassis provides 45 cartridge slots (1-45) and two switch module bays (A-B).



NOTE: Factory Integrated Models must start with an HPE Moonshot 1500 Chassis.

HPE Moonshot System HPE Moonshot System contains forty-five,(45) server cartridges, one (1) 500GB HDD, one (1) 32GB Memory DIMM, Two (2) Power Supplies One (1) Switch Module Kit and One (1) Uplink Module Kit.

HPE Moonshot 1500 7.47 x 17.45 x 35.34in (18.96 x 44.33 x 89.97cm)

Chassis Dimensions
(H x W x D)

NOTE: Rack chosen is required to have 1200mm to provide space for cable management arm at the rear of the chassis and host PDU in the rear of the rack.)

Weight Maximum 180 lbs.
(approximate)

(all server cartridges, power supplies, one switch and one uplink installed)

Input Requirements Rated Line Voltage

Technical Specifications

(per power supply)

Power Specifications

Rated Input Current	180 to 264 VAC
Rated Input Frequency	8.4A at 200VAC 7.0A at 240VAC
Rated Input Power	47 to 63 Hz

To review typical system power ratings use the HPE Power Advisor which is available via the online tool located at URL:

<http://www.hp.com/go/hppoweradvisor>

Power Supply Output

(per power supply)

Rated Steady-State Power	1661W at 200VAC 1649W at 240VAC
Maximum Peak Power	1500W (Max) @ 200VAC 1500W (Max) @ 240VAC

System Inlet Temperature

Operating	50° to 95° F (10° to 35° C) at sea level with an altitude derating of 1.8°F per every 1000 ft (1.0°C per every 304.8 m) above sea level to a maximum of 10,000 ft (3048 m), no direct sustained sunlight. Maximum rate of change is 18°F/hr (10°C/hr). The upper limit may be limited by the type and number of options installed. System performance may be reduced if operating with a fan fault or above 86°F (30°C).
Non-operating	-22° to 140° F (-30° to 60° C) Maximum rate of change is 36°F/hr (20°C/hr).

Relative Humidity (non-condensing)

Operating	10 to 90% relative humidity (Rh), 28°C (82.4°F) maximum wet bulb temperature, non-condensing.
Non-operating	5 to 95% relative humidity (Rh), 38.7°C (101.7°F) maximum wet bulb temperature, non-condensing.

Altitude

Operating	10,000 ft (3048 m). This value may be limited by the type and number of options installed. Maximum allowable altitude change rate is 1500 ft/min (457 m/min).
Non-operating	30,000 ft (9144 m). Maximum allowable altitude change rate is 1500 ft/min (457 m/min).

Acoustic Noise

Listed are the declared A-Weighted sound power levels (LWAd) and declared average bystander position A-Weighted sound pressure levels (LpAm) when the product is operating in a 23°C ambient environment. Noise emissions were measured in accordance with ISO 7779 (ECMA 74) and declared in accordance with ISO 9296 (ECMA 109).

Idle

L WAd	7.1 Bels
L pAm	54 dB

Operating

L WAd	7.3 Bels
-------	----------

Technical Specifications

	L pAm	57 dB
Emissions Classification (EMC)	FCC Rating	Class A
	Normative Standards	CISPR 22; EN55022; EN55024; FCC CFR 47, Pt 15; ICES-003; CNS13438; K22;K24; EN 61000-3-2; EN 61000-3-3; EN 60950-1; IEC 60950-1

NOTE: Product conformance to cited product specifications is based on sample (type) testing, evaluation, or assessment. This product or family of products is eligible to bear the appropriate compliance logos and statements.

Environment-friendly Products and Approach	End-of-life Management and Recycling	Hewlett Packard Enterprise offers end-of-life Hewlett Packard Enterprise product return, trade-in, and recycling programs in many geographic areas. For trade-in information, please go to: http://www.hp.com/go/green . To recycle your product, please go to: http://www.hp.com/go/green or contact your nearest Hewlett Packard Enterprise sales office. Products returned to Hewlett Packard Enterprise will be recycled, recovered or disposed of in a responsible manner.
---	---	---

The EU WEEE directive (2002/95/EC) requires manufacturers to provide treatment information for each product type for use by treatment facilities. This information (product disassembly instructions) is posted on the Hewlett Packard Enterprise web site at: <http://www.hp.com/go/green>. These instructions may be used by recyclers and other WEEE treatment facilities as well as Hewlett Packard Enterprise OEM customers who integrate and re-sell Hewlett Packard Enterprise equipment.

Summary of Changes

Date	Version History	Action	Description of Change
8-Jul-2016	From version 5 to 6	Update	Update the whole QuickSpecs , formatting and skus.
9-Oct-2015	From version 4 to 5	Update / Un-archived	Unarchive version and update with the latest info and specs of the HPE Moonshot 1500 Chassis
10-Jun-2014	From version 3 to 4	Changed	HPE Hard Drives, Direct Attach Cables SKUs updated.
18-Feb-2014	From version 2 to 3	Changed	Added the What's New and the Pre-Configured Models sections. Changes made in the Configuration Information section.
14-Dec-2013	From version 1 to 2	Changed	Corrected a part number in the Configuration Information section.



Sign up for updates

© Copyright 2016 Hewlett Packard Enterprise Development LP. The information contained herein is subject to change without notice. The only warranties for Hewlett Packard Enterprise products and services are set forth in the express warranty statements accompanying such products and services. Nothing herein should be construed as constituting an additional warranty. Hewlett Packard Enterprise shall not be liable for technical or editorial errors or omissions contained herein.

Microsoft and Windows NT are US registered trademarks of Microsoft Corporation.

Intel, the Intel logo, Xeon and Xeon Inside are trademarks of Intel Corporation in the U.S. and other countries.

AMD Opteron™ is a US registered trademark of AMD Corporation.

c04111337 - 14757 - Worldwide – V6 - 8-July-2016

