

STAINLESS STEEL & PYRAGRANITE SINKS

KITCHEN TAPS, WASTE DISPOSER

# UAE PRODUCT BROCHURE 2017

stainless steel  
**18/10**  
AISI 304

LIFETIME GUARANTEE

Stainless Steel Sinks



# ABOUT

# PYRAMIS



Pyramis Metallourgia A.E. is a Greek multinational company producing and offering integrated kitchen and bathroom solutions. It was founded in **1959** and is based in **Thessaloniki**, in a privately owned area of **286,000 m<sup>2</sup>** of industrial real estate, of which **30,000m<sup>2</sup>** covered providing manufacturing facilities, warehousing & administration premises.

Pyramis is among the leading producers of stainless steel sinks and composite with a production capacity of more than **1,500,000** sinks annually, almost **97%** of which are exported. In conformity with its broader vision, Pyramis has always recognised the importance of continuous investment in new technology and innovation by always adding new machinery, moulds, and improving its production methods.



Recently it has added a new state of the art production facility for granite sinks. This factory, located in Northern Greece, represents an initial investment of more than **€1,300,000** and has an annual production capacity of over **70,000** sinks. Combining high quality materials, advanced research capabilities and the most technologically advanced machinery, Pyramis is expanding its range offer with a wider assortment of granite sinks.



# PYRAMIS

# WORLDWIDE



-  Greece
-  United Kingdom
-  Germany
-  Russia
-  Romania
-  Bulgaria
-  Poland
-  United Arab Emirates
-  Italy
-  Czech Republic

Our products are exported to **65** countries all over the world, and we have 9 subsidiaries in **Germany, Romania, Poland, Italy, United Kingdom, Russia, Bulgaria, United Arab Emirates and Czech Republic.**

Pyramis is also a leader in the Greek market where its products have been well known for more than 50 years.



# CERTIFICATES- ENVIRONMENT



CE

Pyramis products are conformed to **CE** requirements, and the company is **ISO 9001:2000** certified, ensuring high quality standards. In addition, the design, production and sales of stainless steel sinks and pantries have **ISO 9001** Quality Management System and **ISO 14001** Environmental Management System certification. The company is also **OHSAS 18001** Human Resources Management certified for its Safety and Health Management System.

In the context of **Corporate Social Responsibility**, Pyramis Metallourgia A.E. incorporates social and environmental actions into its business activities that go well beyond what is required by current European legislation. These actions relate to human resources, customers, suppliers, partners, end consumers, protection of the environment, as well as support for the community and particularly for socially vulnerable groups.



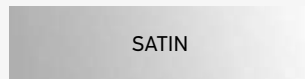


## Stainless Steel Sinks

### Stainless steel finish

PYRAMIS uses traditionally the best quality performance Stainless Steel material AISI 304. This type of stainless steel contains a significant amount of chromium, and sufficient nickel to «stabilise» the microstructure, that gives to these steel goods formability and ductility. The typical composition is 18% chromium and 10% nickel and this makes PYRAMIS' Stainless Steel Sinks extremely resistant to rust or corrosion in normal household conditions.

A variety of stainless steel finishes includes polished, satin, brushed and linen.



### Installation profiles



#### Inset

The rim of the sink after installation appears on the worktop.



#### Flushmount

The rim of the sink appears at exactly the same level with the worktop.



#### Undermount

The rim of the sink appears underneath the worktop.



#### Onset

**3 Sides Down:** Three of the four sides are folded down and the fourth, which is located on the back edge of the sink, is folded up in order to create an upstand against the wall.

**4 Sides Down:** The onset sink is formatted in a way that all four perimetric edges, are folded down.



### Factory fitted seal

PYRAMIS Stainless Steel Sinks for inset installation are provided with a preinstalled sealant of polyurethane underneath the sink, thus, the installation of an inset sink becomes much easier and friendlier since the sealant that is already installed provides time-saving compared to other sealing methods.



**Tico Series**



**MATERIAL THICKNESS 1,2mm!**

**TICO (100X50) 1B 1D**

Sink Dimensions: 100x50cm  
Bowl Dimensions: 40x40x20cm  
Min. Base Unit: 50cm



**MATERIAL THICKNESS 1,2mm!**

**TICO (116X50) 1B 1D**

Sink Dimensions: 116x50cm  
Bowl Dimensions: 50x40x20cm  
Min. Base Unit: 60cm



**MATERIAL THICKNESS 1,2mm!**

**TICO (131X50) 2B 1D**

Sink Dimensions: 131x51cm  
Bowl Dimensions: 40x40x20cm / 40x40x20cm  
Min. Base Unit: 90cm

**Inset Profondo Series**



**PROFONDO (116X50) 2B**

Sink Dimensions: 116x50cm  
Bowl Dimensions: 50x40x30cm / 50x40x30cm  
Min. Base Unit: 110cm



**PROFONDO (150X51) 2B 1D**

Sink Dimensions: 150x51cm  
Bowl Dimensions: 50x40x30cm / 50x40x30cm  
Min. Base Unit: 110cm

**Onset Grando Series**



**GRANDO (150X60) 2B 1D**

Sink Dimensions: 150x60cm  
Bowl Dimensions: 50x40x30cm / 50x40x30cm  
Min. Base Unit: 110cm



**GRANDO (180X60) 2B 2D**

Sink Dimensions: 180x60cm  
Bowl Dimensions: 50x40x30cm / 50x40x30cm  
Min. Base Unit: 110cm



**GRANDO (200X60) 2B 2D**

Sink Dimensions: 200x60cm  
Bowl Dimensions: 50x40x30cm / 50x40x30cm  
Min. Base Unit: 110cm



**BS Inset Series**



**BS INSET (131X51) 2B 1D LH**

Sink Dimensions: 131x51cm  
Bowl Dimensions: 40x34x15cm / 40x34x15cm  
Min. Base Unit: 80cm



**BS INSET (131X51) 2B 1D RH**

Sink Dimensions: 131x51cm  
Bowl Dimensions: 40x34x15cm / 40x34x15cm  
Min. Base Unit: 80cm



# Stainless Steel Sinks

stainless steel  
**18/10**  
AISI 304

**LIFETIME GUARANTEE**



**Dione Series**



**DIONE (77X46) 2B UNDERMOUNT**

Sink Dimensions: 76,6x45,6cm  
Bowl Dimensions: 34x40x18cm / 34x40x18cm  
Min. Base Unit: 80cm



**DIONE (84X46) 2B LH UNDERMOUNT**

Sink Dimensions: 83,8x45,8cm  
Bowl Dimensions: 45x40x20cm / 30x34x17cm  
Min. Base Unit: 90cm



**DIONE (84X46) 2B rH UNDERMOUNT**

Sink Dimensions: 83,8x45,8cm  
Bowl Dimensions: 30x34x17cm / 45x40x20cm  
Min. Base Unit: 90cm



**Iris Series**



**IRIS (24X33,5) 1B UNDERMOUNT**

Outer Dimensions: 26,2x35,7cm  
Bowl Dimensions: 24x33,5x15cm  
Min. Base Unit: 30cm



**IRIS (30X34) 1B UNDERMOUNT**

Outer Dimensions: 35,9x32,2cm  
Bowl Dimensions: 30x34x17cm  
Min. Base Unit: 40cm



**IRIS (34X40) 1B UNDERMOUNT**

Outer Dimensions: 36,2x42,2cm  
Bowl Dimensions: 34x40x18cm  
Min. Base Unit: 40cm



**IRIS (40X40) 1B UNDERMOUNT**

Outer Dimensions: 42,3x42,3cm  
Bowl Dimensions: 40x40x20cm  
Min. Base Unit: 45cm



**IRIS (50X40) 1B UNDERMOUNT**

Outer Dimensions: 52,3x42,3cm  
Bowl Dimensions: 40x40x20cm  
Min. Base Unit: 45cm



**Tetragon Series**



**TETRAGON (17X40) 1B UNDERMOUNT**

Outer Dimensions: 21x44cm  
Bowl Dimensions: 17x40x14cm  
Min. Base Unit: 30cm



**TETRAGON (40X40) 1B UNDERMOUNT**

Outer Dimensions: 44x44cm  
Bowl Dimensions: 40x40x20cm  
Min. Base Unit: 45cm



**TETRAGON (50X40) 1B UNDERMOUNT**

Outer Dimensions: 54x44cm  
Bowl Dimensions: 50x40x20cm  
Min. Base Unit: 60cm



**TETRAGON (86,5X44) 2B UNDERMOUNT**

Outer Dimensions: 86,5x44cm  
Bowl Dimensions: 40x40x20cm / 40x40x20cm  
Min. Base Unit: 90cm



**Astris Series**



**ASTRIS (17X40) 1B UNDERMOUNT**

Outer Dimensions: 21x44cm  
Bowl Dimensions: 17x40x14cm  
Min. Base Unit: 30cm



**ASTRIS (34X40) 1B UNDERMOUNT**

Outer Dimensions: 38x44cm  
Bowl Dimensions: 34x40x20cm  
Min. Base Unit: 40cm




**ASTRIS (40X40) 1B UNDERMOUNT**

Outer Dimensions: 44x44cm  
Bowl Dimensions: 40x40x20cm  
Min. Base Unit: 45cm



**ASTRIS (50X40) 1B UNDERMOUNT**

Outer Dimensions: 54x44cm  
Bowl Dimensions: 50x40x20cm  
Min. Base Unit: 60cm



**ASTRIS (74X40) 1B UNDERMOUNT**

Outer Dimensions: 78x44cm  
Bowl Dimensions: 74x40x20cm  
Min. Base Unit: 80cm



**Lume Series**



**LUME (17X40) 1B UNDERMOUNT**

Outer Dimensions: 21x44cm  
Bowl Dimensions: 17x40x14cm  
Min. Base Unit: 30cm



**LUME (34X40) 1B UNDERMOUNT**

Outer Dimensions: 38x44cm  
Bowl Dimensions: 34x40x20cm  
Min. Base Unit: 40cm



**LUME (40X40) 1B UNDERMOUNT**

Outer Dimensions: 44x44cm  
Bowl Dimensions: 40x40x20cm  
Min. Base Unit: 45cm



**LUME (50X40) 1B UNDERMOUNT**

Outer Dimensions: 54x44cm  
Bowl Dimensions: 50x40x20cm  
Min. Base Unit: 60cm



**LUME (74X40) 1B UNDERMOUNT**

Outer Dimensions: 74x44cm  
Bowl Dimensions: 70x40x20cm  
Min. Base Unit: 80cm



**Lydia Series**



**LYDIA (77X46) 2B UNDERMOUNT**

Outer Dimensions: 77,6x45,6cm  
Bowl Dimensions: 34x40x20cm / 34x40x20cm  
Min. Base Unit: 80cm



**Titan Series**



**TITAN (86X50) 1B**

Sink Dimensions: 86x50cm  
Bowl Dimensions: 75x41,5x20cm  
Min. Base Unit: 90cm



**TITAN (116X50) 1B 1D**

Sink Dimensions: 116x50cm  
Bowl Dimensions: 75x41,5x20cm  
Min. Base Unit: 90cm

# Stainless Steel Sinks

stainless steel  
**18/10**  
AISI 304

LIFETIME GUARANTEE



**Athena Series**



**ATHENA (86X50) 1B**

Sink Dimensions: 86x50cm  
Bowl Dimensions: 34x40x17cm  
Min. Base Unit: 45cm



**Amaltia Series**



**AMALTIA (79X50) 1B 1D**

Sink Dimensions: 79x50cm  
Bowl Dimensions: 34x40x18cm  
Min. Base Unit: 45cm



**Amaltia Plus Series**



**AMALTIA PLUS (86X50) 2B**

Sink Dimensions: 86x50cm  
Bowl Dimensions: 45x40x20cm / 30x34x18cm  
Min. Base Unit: 90cm



**ATHENA (86X50) 2B**

Sink Dimensions: 86x50cm  
Bowl Dimensions: 34x40x17cm / 34x40x17cm  
Min. Base Unit: 80cm



**AMALTIA (86X50) 1B 1D**

Sink Dimensions: 86x50cm  
Bowl Dimensions: 34x40x18cm  
Min. Base Unit: 45cm



**AMALTIA PLUS (100X50) 1B 1D**

Sink Dimensions: 100x50cm  
Bowl Dimensions: 50x40x20cm  
Min. Base Unit: 60cm



**ATHENA (100X50) 1 1/2B 1D**

Sink Dimensions: 100x50cm  
Bowl Dimensions: 34x40x17cm / 17x27,5x9cm  
Min. Base Unit: 60cm



**AMALTIA (86X50) 2B**

Sink Dimensions: 86x50cm  
Bowl Dimensions: 34x40x18cm / 34x40x18cm  
Min. Base Unit: 80cm



**AMALTIA PLUS (116X50) 2B 1D LH**

Sink Dimensions: 116x50cm  
Bowl Dimensions: 45x40x20cm / 30x34x18cm  
Min. Base Unit: 90cm



**ATHENA (116X50) 2B 1D**

Sink Dimensions: 116x50cm  
Bowl Dimensions: 34x40x17cm / 34x40x17cm  
Min. Base Unit: 80cm



**AMALTIA (100X50) 1 1/2B 1D**

Sink Dimensions: 100x50cm  
Bowl Dimensions: 34x40x18cm / 16,5x29x12cm  
Min. Base Unit: 60cm



**AMALTIA PLUS (116X50) 2B 1D RH**

Sink Dimensions: 116x50cm  
Bowl Dimensions: 30x34x18cm / 45x40x20cm  
Min. Base Unit: 90cm



**AMALTIA (116X50) 2B 1D**

Sink Dimensions: 116x50cm  
Bowl Dimensions: 34x40x18cm / 34x40x18cm  
Min. Base Unit: 80cm





**Corner Series**



**MEDUSA CORNER (96X50) 1 1/2B 2D**

Sink Dimensions: 95x50cm  
Bowl Dimensions: 34x40x18cm / 13,5x26x10cm  
Min. Base Unit: 60cm



**NEFELI (102X55) 1 1/2B 21D**

Sink Dimensions: 102x55cm  
Bowl Dimensions: 34x40x18cm / 16,5x29x12cm  
Min. Base Unit: 60cm



**CELESTE (83X83) 2B 1D LH**

Sink Dimensions: 83x83cm  
Bowl Dimensions: 34x39x21cm / 33x33x21,5cm  
Min. Base Unit: 80cm



**Space Series**



**SPACE PLUS (61X48) 1B**

Sink Dimensions: 61x48cm  
Bowl Dimensions: 50x40x20cm  
Min. Base Unit: 60cm



**SPACE PLUS (96X48) 1B 1D**

Sink Dimensions: 96x48cm  
Bowl Dimensions: 50x40x20cm  
Min. Base Unit: 60cm



**SPACE PLUS (96X48) 2B**

Sink Dimensions: 96x48cm  
Bowl Dimensions: 50x40x20cm / 36,5x33,5x15cm  
Min. Base Unit: 90cm



**Basic Series**



**E33 (46,5X43,5) 1B**

Sink Dimensions: 46,5x43,5cm  
Bowl Dimensions: 36,5x33,5x15cm  
Min. Base Unit: 40cm



**CA1 (86X43,5) 1B 1D**

Sink Dimensions: 86x43,5cm  
Bowl Dimensions: 36,5x33,5x15cm  
Min. Base Unit: 50cm



**CRETA (75,5X48) 1B 1D**

Sink Dimensions: 75,5x48cm  
Bowl Dimensions: 34x40x15cm  
Min. Base Unit: 45cm



**Sparta Series**



**SPARTA (86X50) 1B 1D**

Sink Dimensions: 86x50cm  
Bowl Dimensions: 34x40x15cm  
Min. Base Unit: 45cm



**SPARTA (100X50) 1 1/2B 1D**

Sink Dimensions: 100x50cm  
Bowl Dimensions: 34x40x15cm / 16x30x9cm  
Min. Base Unit: 60cm



**SPARTA (86X50) 2B**

Sink Dimensions: 86x50cm  
Bowl Dimensions: 34x40x15cm / 34x40x15cm  
Min. Base Unit: 80cm



**SPARTA (116X50) 2B 1D**

Sink Dimensions: 116x50cm  
Bowl Dimensions: 34x40x15cm / 34x40x15cm  
Min. Base Unit: 80cm



**Vera Series**



**VERA (86X50) 1B 1D**

Sink Dimensions: 86x50cm  
Bowl Dimensions: 34x40x15cm  
Min. Base Unit: 45cm



**VERA (116X50) 2B 1D**

Sink Dimensions: 116x50cm  
Bowl Dimensions: 34x40x15cm / 34x40x15cm  
Min. Base Unit: 80cm



## Inset Bowls



### KIBA (Ø48,5) 1B

Sink Dimensions: Ø48,5cm  
Bowl Dimensions: Ø38,5x16,3cm  
Min. Base Unit: 45cm



### KIBA SQUARE (46,5X40,5) 1B

Sink Dimensions: 46,5x40,5cm  
Bowl Dimensions: 40x34x15cm  
Min. Base Unit: 45cm



### ATRIA (57,5X50,5) 1B

Sink Dimensions: 57,5x50,5cm  
Bowl Dimensions: 48x34x18cm  
Min. Base Unit: 60cm



### CR (Ø45) 1B

Sink Dimensions: Ø45cm  
Bowl Dimensions: Ø38,5x15cm  
Min. Base Unit: 45cm



### ROYAL (Ø45) 1B

Sink Dimensions: Ø45cm  
Bowl Dimensions: Ø38,5x16cm  
Min. Base Unit: 45cm



### ROYAL MINI (Ø35,5) 1B

Sink Dimensions: Ø35,5cm  
Bowl Dimensions: Ø30,5x17cm  
Min. Base Unit: 40cm

## International Series



### INTERNATIONAL (80X60) 1B 1D

Sink Dimensions: 80x60cm  
Bowl Dimensions: 34x40x15cm  
Min. Base Unit: 45cm



### INTERNATIONAL (100X50) 1B 1D

Sink Dimensions: 100x50cm  
Bowl Dimensions: 36,5x33,5x15cm  
Min. Base Unit: 45cm



### INTERNATIONAL (100X60) 1B 1D

Sink Dimensions: 100x60cm  
Bowl Dimensions: 34x40x15cm  
Min. Base Unit: 45cm



### INTERNATIONAL (120X50) 2B 1D

Sink Dimensions: 120x50cm  
Bowl Dimensions: 34x40x15cm / 34x40x15cm  
Min. Base Unit: 80cm



### INTERNATIONAL (120X60) 2B 1D

Sink Dimensions: 120x60cm  
Bowl Dimensions: 34x40x15cm / 34x40x15cm  
Min. Base Unit: 80cm



### INTERNATIONAL (150X60) 2B 1D 40X40X20cm

Sink Dimensions: 150x60cm  
Bowl Dimensions: 40x40x20cm / 40x40x20cm  
Min. Base Unit: 90cm



### INTERNATIONAL (150X50) 2B 2D

Sink Dimensions: 150x50cm  
Bowl Dimensions: 33,5x36,5x15cm/33,5x36,5x15cm  
Min. Base Unit: 85cm



### INTERNATIONAL (150X60) 2B 2D

Sink Dimensions: 150x60cm  
Bowl Dimensions: 33,5x36,5x15cm/33,5x36,5x15cm  
Min. Base Unit: 85cm



### INTERNATIONAL (180X50) 2B 2D

Sink Dimensions: 180x50cm  
Bowl Dimensions: 36,5x33,5x15cm/36,5x33,5x15cm  
Min. Base Unit: 85cm

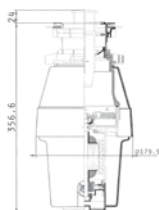


### INTERNATIONAL (180X60) 2B 2D

Sink Dimensions: 180x60cm  
Bowl Dimensions: 36,5x33,5x15cm/36,5x33,5x15cm  
Min. Base Unit: 85cm



## Classic Waste Disposer



**Power:** 375W (1/2HP)  
**Diameter (mm):** 179,9  
**Weight (kg):** 3,8  
**Height (mm):** 356,6  
**Motor Type:** Magnetic  
**Volume Capacity (ml):** 1100  
**Rotation Speed (r/min):** 2600  
**Main Body Material:** Antibacterial - Synthetic  
**Knife Material:** Stainless Steel



**Waste Disposer Connection Set (Siphon 1 & 2B Overflow)**



## Valves & Siphons



Waste valve Ø60 with ring stopper



Waste valve Ø92



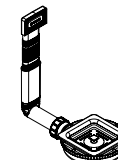
Square waste valve



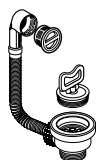
Waste valve Ø60 with bowl overflow



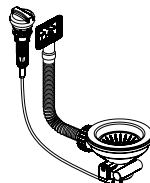
Waste valve Ø92 with bowl overflow



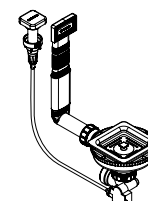
Square waste valve with rectangular overflow



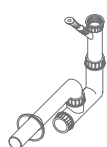
Waste valve Ø52 - Ø60 with round bowl overflow



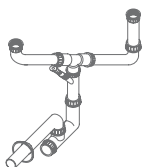
Pop up waste valve Ø92 with bowl overflow



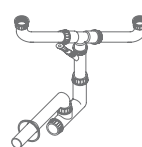
Pop up square waste valve with rectangular overflow



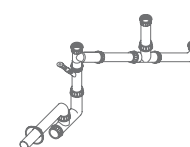
Siphon for sinks with 1 bowl



Siphon for sinks with 1 1/2B



Siphon for sinks with 2B



Siphon for sinks with 2 1/2 bowls



## Pyragranite Sinks

### Features



#### Safety

Mold, stains and unpleasant smells are often caused by bacteria. Pyragranite homogenous, without pores, surface prevents the bacteria accumulation making your sink cleaner and safer.

#### LIFETIME GUARANTEE

#### Guarantee

As proof of the exceptional quality materials, Pyragranite sinks carry a Lifetime Guarantee.



#### Composition

Pyragranite sinks consist of 80% natural quartz (silica), while the remaining 20% of the mixture consists of resins and other substances that assist in binding.



#### Certifications

Except from the strict quality controls carried out by Pyramis, Pyragranite sinks are also certified by LGA institute, which reassures that the sinks comply with the most demanding quality standards in regards with their durability and hygiene.



#### Heat resistance

even after contact with object that has reached a temperature of 200° C.



#### Shock resistance

even when hit by an object of 1kg weight which drops from a height of 70cm.



#### Resistance to chemicals

even to strong chemical cleaners without discoloration.



#### Scratch resistance

### Colors

snow

carbon

beige

mocha

chocolate

iron grey



Alazia & Tetragon Series




Athlos Series



**ALAZIA (Ø51) 1B**

Sink Dimensions: Ø51cm  
Bowl Dimensions: Ø45x20,5cm  
Min. Base Unit: 50cm



**ATHLOS (86X50) 1B 1D**

Sink Dimensions: 86x50cm  
Bowl Dimensions: 36,5x42x18,6cm  
Min. Base Unit: 45cm



**TETRAGON (34X40) 1B**

Sink Dimensions: 38x44cm  
Bowl Dimensions: 34x40x20cm  
Min. Base Unit: 40cm



**ATHLOS (100X50) 1 1/2B 1D**

Sink Dimensions: 100x50cm  
Bowl Dimensions: 31,5x42x18,6cm / 16x34x15cm  
Min. Base Unit: 60cm



**TETRAGON (40X40) 1B**

Sink Dimensions: 44x44cm  
Bowl Dimensions: 40x40x20cm  
Min. Base Unit: 50cm



**ATHLOS (116X50) 2B 1D**


Sink Dimensions: 116x50cm  
Bowl Dimensions: 33,5x42x19,5cm / 33,5x42x19,5cm  
Min. Base Unit: 80cm



**TETRAGON (50X40) 1B**

Sink Dimensions: 54x44cm  
Bowl Dimensions: 50x40x20cm  
Min. Base Unit: 60cm

Colours Available:



Colours Available:





## Kitchen Taps

### Features



1. Cartridge

**Kerox** mechanisms, the leading company in its field, ACS certified, with ceramic discs, and resistance up to **500.000** cycles (ASME A II2 I8 IM, EN 817). New type of cartridge that makes possible to optimize consumption, avoid useless energy overloads and reduces noise significantly **(Sound Free)**.



2. Aerator

**Air Force** aerators with flow limiters, small devices installed to the tap, which, by mixing water with air, allow up to **30%** water saving, while obtaining a better flow jet (WRAS certified).



3. Certified Raw Material

Brass alloy of quality and composition in compliance with the highest international standards, and low lead levels according to the European Directives EN 1982:2000, EN 12165:99 and EN 12164:01 **(Lead Approved)**.



4. Galvanization – Pure Water Process

An innovative and pioneering galvanization method that prevents the leaching of toxic metals, such as lead and nickel, in drinking water by **Pure Water Process** (EN 248).



5. Hoses – Components

Environmental friendly components made of non-toxic material that do not affect the taste or scent of water, with excellent mechanical properties, and certified according to the international quality standards NSF, KTW, DVGW **(Scent Free, Taste Free)**.



5



6. Painting-Chroming

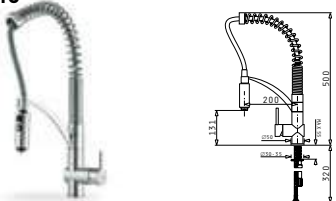
Epoxy painting, of more than 20 micron thickness and resistance to saline-spray tests more than **300 hours**.





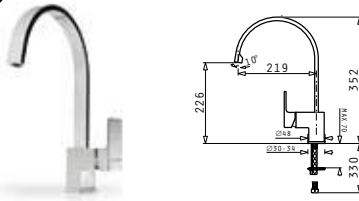


**CRESENTO**



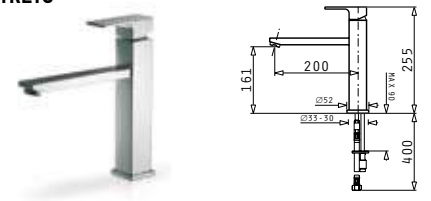
Single lever mixer tap with ceramic disc mechanism & pull-out spray

**ARIOSO**



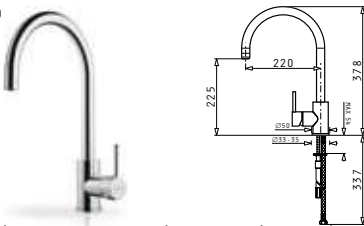
Single lever mixer tap with ceramic disc mechanism

**STRETO**



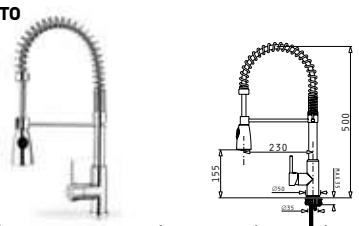
Single lever mixer tap with ceramic disc mechanism

**GUSTO**



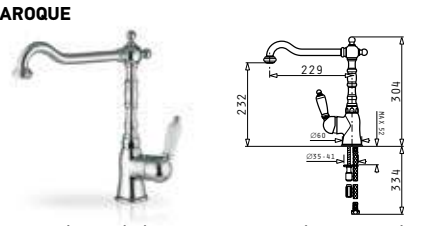
Single lever mixer tap with ceramic disc mechanism

**CALANTO**



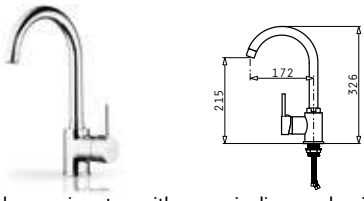
Single lever mixer tap with ceramic disc mechanism & pull-out spray

**BAROQUE**



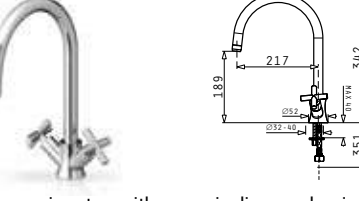
Retro style single lever mixer tap with ceramic disc mechanism

**ADRIA**



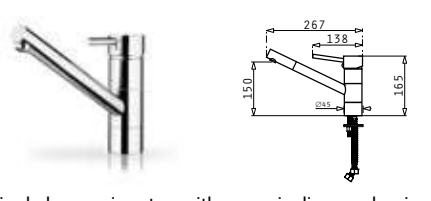
Single lever mixer tap with ceramic disc mechanism

**ALEGRETO**



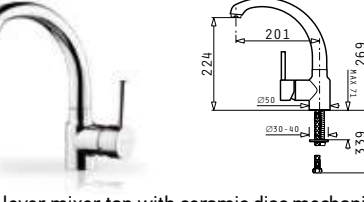
Dual lever mixer tap with ceramic disc mechanisms

**TRONTO**



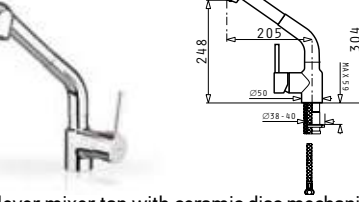
Single lever mixer tap with ceramic disc mechanism

**ARMONICA**



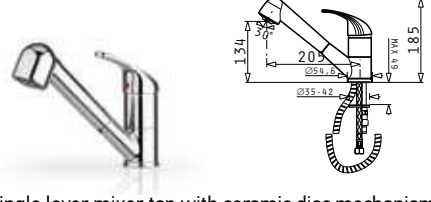
Single lever mixer tap with ceramic disc mechanism

**BALATA**



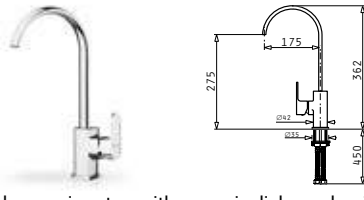
Single lever mixer tap with ceramic disc mechanism & pull-out spray

**FESTIVO**



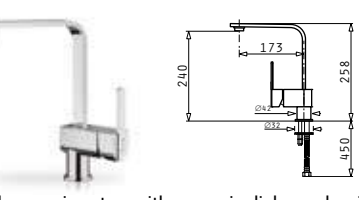
Single lever mixer tap with ceramic disc mechanism & pull-out spray

**ALTISSIMO**



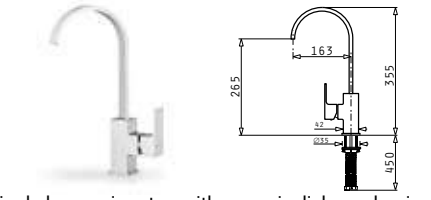
Single lever mixer tap with ceramic disc mechanism

**ESPRESSIVO**



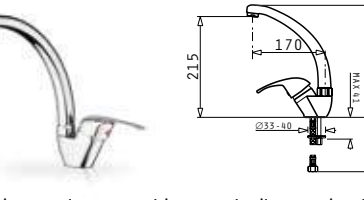
Single lever mixer tap with ceramic disc mechanism

**RISOLUTO**



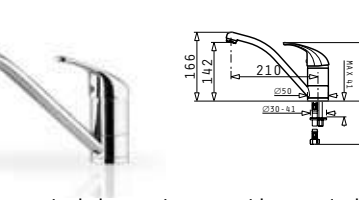
Single lever mixer tap with ceramic disc mechanism

**SERENO**



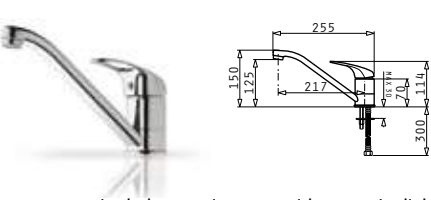
Single lever mixer tap with ceramic disc mechanism

**MODO**



Long spout single lever mixer tap with ceramic disc mechanism

**ACCEL**



Long spout single lever mixer tap with ceramic disc mechanism

**PYRAMIS U.A.E.**

P.O. BOX: 35830,  
Showroom#2, Al Fattan Bldg.  
Damascus St., Al Ghusais  
Dubai, U.A.E.

Tel.: +971 (0) 4 2632220  
Fax: +971 (0) 4 2632225

pyramisuae@emirates.net.ae  
www.pyramis.ae

