



2021 THE YEAR OF COMMUNITY

REGIONAL AIRLINE ASSOCIATION
■ ANNUAL REPORT 2021

RAA



THE YEAR OF

COMMUNITY



CONTENTS

THIS IS RAA 6

RAA Staff	6
Executive Committee and Directors	7
A Note from RAA's CEO	8-9
A Note from RAA'S Chairman of the Board	10-11

INDUSTRY STATISTICS 12

2020 At a Glance	14
Regional Airline Statistics 2011-2020	14
States with 50% or More Air Service by Regional Airlines	16
Small Community Economic Impact by State	17

TRAFFIC, CAPACITY, & OPERATIONS 18

Airports with Regional Service	18
Airports with ONLY Regional Service	18
Service at U.S. Airports	18
Average Load Factor	19
Full-time Equivalent Employees of the 10 Largest Regional Airlines	19
Scheduled Passenger Airline Full-time Equivalent Employees by Month 2017-2021	20
2020 Departures & Enplanements	21
Average Regional Passenger Trip Length	21
Passengers Enplaned	22
Average Daily Departures	22

COMPARATIVE TRENDS IN U.S. PASSENGER AIRLINE SERVICE 23

Revenue Passenger Miles (RPMs)	23
Available Seat Miles (ASMs)	23
Average Seating Capacity	23
Average Passenger Trip Length	23

U.S. REGIONAL AIRCRAFT FLEET 24

Regional Aircraft Fleet Statistics At a Glance	24
RAA Member Airline Fleet	24
Composition of Regional Airline Fleet	25
Regional Airline Fleet Details (Fixed Wing)—Sorted by Airline	26
Regional Airline Fleet Details (Fixed Wing)—Sorted by Manufacturer	27

REGIONAL AIRLINE PARTNERSHIPS 28

ENPLANEMENTS & CORPORATE GROUPINGS OF TOP 50 U.S. REGIONAL AIRLINES 29-30

FAA CERTIFICATED AIRMEN ANALYSIS 32

Airline Transport Pilot, Airplane Multi-Engine Land Pilots with Valid 1st Class Medicals by Age32

Original Issuance ATP AMEL and R-ATP AMEL33

Percentage of Original Issuance ATP AMEL with Restricted Privileges33

SAFETY 34

Safety Record of U.S. Air Carriers Operating Under 14 CFR 121, Scheduled Service34

Safety Record of U.S. Air Carriers Operating Under 14 CFR 135, Commuter Operations35

U.S. AIRPORTS & REGIONAL SERVICE 36

Top 50 U.S. Airports Ranked by Total Scheduled Departures in 202038

U.S. Airports Served Exclusively by Regional Airlines .39

Top 50 U.S. Airports for Regional Departures40

Shortest & Longest Regional Routes (Lower 48)42

Regional Airline Transborder Service42

Passenger Service in U.S. by State43-65

DIRECTORIES 66

RAA Airline Member Directory68-70

2021 Regional Airline Association Scholarship Winners72

Associate Member Council Directory74

A Note from RAA's Associate Member Chair75

Associate Members Index (Listed Alphabetically)76

Associate Members Index (by Category)77

Associate Members78-95

REFERENCE 97

U.S. Part 135/Part 121 Certificated Air Carriers97

U.S. Airport Codes98-102

THIS IS RAA

RAA STAFF



FAYE MALARKEY BLACK
PRESIDENT & CEO



BILL WHYTE
VICE PRESIDENT,
AVIATION OPERATIONS
& TECHNICAL SERVICES



NOBUYO REINSCH
VICE PRESIDENT,
AVIATION SAFETY & SECURITY



DREW JACOBY LEMOS
SENIOR DIRECTOR,
GOVERNMENT AFFAIRS



MICHELLE CRAVEZ
MANAGER OF MEMBERSHIP,
OPERATIONS AND EVENTS



SHARON SMITH-PROSPER
EXECUTIVE ASSISTANT

CONFERENCE TEAM

DIANA LUNDIE
Sponsorship Sales

SARA HAUKAP
Event Planning Support

ANNUAL REPORT PRODUCTION

CONTRAST & CO.
Design and Layout

JENNIFER SUNDERMAN
Data Preparation

EXECUTIVE COMMITTEE



DION FLANNERY
Chair
PSA Airlines



CHIP CHILDS
Vice Chair
SkyWest, Inc.



TIM KOMBEREC
Treasurer
Empire Airlines



RICK LEACH
Immediate Past Chair
Trans State Holdings/GoJet Airlines



BRYAN BEDFORD
Executive Cmte. At-Large
Republic Airways



LINDA MARKHAM
Executive Cmte. At-Large
Cape Air

DIRECTORS

ROBERT BINNS Air Wisconsin Airlines

JOHN SULLIVAN CommutAir

JIM GRAHAM Endeavor Air

PEDRO FABREGAS Envoy Air

SUBODH KARNIK ExpressJet Airlines

JOE SPRAGUE Horizon Air

COLIN COPP Jazz Aviation

JONATHAN ORNSTEIN Mesa Airlines

WILLIAM BENDOKAS New England Airlines

ERIC MORGAN Piedmont Airlines

ROB MCKINNEY RAVN Alaska

A NOTE FROM RAA'S CEO:

OH WHAT A DIFFERENCE A YEAR CAN MAKE.



As I penned this letter for the RAA Annual Report last year, I struggled to frame strong air service data from 2019 through the very dark lens of 2020. Today, looking back at 2020 data and the story it tells of our industry's deepest and longest demand shock, I feel something closer to the inverse. Travelers, confident in industry measures to ensure a healthy onboard environment, have shown they want to take flight. Technological breakthroughs, including electric and hybrid propulsion, hold great promise for sustainability and are injecting new energy into regional aircraft manufacturing. This is encouraging news for the residents of our nation's small communities who continue to rely on regional airlines for their only source of scheduled, commercial air service.

Still, this is no easy look back, nor is our current path without obstacles. While airlines worked tirelessly to uphold critical air service across the country last year, reductions in frequency were inevitable as the pandemic decimated air travel. Industry departures fell 39%, enplanements dropped by a stunning 56%, and, as expected, a glaring reduction in load factors illustrate the staggering impact of the COVID-19 pandemic on air travel. Within this story arc are data from January, February, and very early March – when the airline industry was healthy and growing until it suddenly was not.

In future years, 2020's statistics will need to be footnoted, for some distant future reader who may need reminding why 2020 showed such extraordinary harm. Today, the data in this report presents a jarring portrait of an industry facing a most unprecedented threat. Amid the fleet flying hour

reductions, the lost revenue passenger miles and the deep financial losses these figures accompany, the negative space in the pages ahead also represents trips not taken, families not gathered, friends not connected, borders not crossed and a world not made smaller.

From our vantage point of late 2021, we see this data with new perspective – as depicting all that was protected and endured. Travelers – over 73 million passengers – continued to rely on regional airlines to keep them physically connected to the people and the places that were important to them in 2020. Throughout the pandemic, our industry's essential workers worked tirelessly to preserve air service because it was essential. Regional airlines, always critical to the air transportation system, helped lead the North American recovery by taking on new city pairs to preserve and rebuild capacity.

From airline leaders to equipment manufacturers and maintainers to every frontline worker, the people of our industry drew together, leaned into the science, developed and continuously refined covid-safety procedures, and showed up every day to make sure those who wanted to fly could do so safely. From the beginning, the people of regional aviation showed us what it meant to be part of a community. This was one reason we were determined to bring our community together in person for our 2021 Leaders Conference. The success of this event showcased the strength of our collective commitment to supporting the industry that brings us together and protecting air service to the communities who rely on us.

As we continue to chart a recovery path into the still uncertain future, our community must draw together to welcome new professionals into our ranks. Workforce shortages predating the pandemic have been accelerated, particularly for technicians and for pilots, who have long been entering the career in fewer numbers than those retiring. Pandemic forces not only accelerated these exits, but significantly slowed new certificate issuances, with 2021 forecast to produce 35% fewer qualified pilots than 2019. Meanwhile, high financial and access barriers block the path of many talented young people hoping to enter the career. With student loans capped at levels far below the actual cost of flight education, aspiring pilots are forced to make up tens of thousands of dollars out of pocket or through private lending. Those without wealth or the advantage of credit are often left behind. Each year, many applicants to RAA's growing scholarship program have had to halt their flight education because they could no longer afford it. It doesn't have to be this way.

Industry supports – from compensation investments to career flow programs to tuition reimbursement

and even heavily subsidized education – will continue. These measures have helped, but cannot fully overcome the shortcoming in federal student financial aid for flight education. That's one reason RAA is backing legislation to better align student loan limits with the actual cost of flight education. Taking this important step today will help prevent the pilot shortage from worsening tomorrow. Not only will this help to avoid wholesale disconnection of smaller communities, improving financial access to flight education will also make the pilot career path more equitable and inclusive.

As we close out 2021, many questions dominate headlines and board rooms. How will passenger behavior continue to evolve? Will remote work forever mute business travel or will it fuel urban decentralization trends and the development of secondary markets? Will new variants threaten aviation's nascent recovery? These questions illustrate risk across aviation sectors, but also hint at opportunity. Regional airlines excel at taking passengers where they want to go, when they want to go there. At communities large and small, regional airlines help to preserve markets, increase competition and maximize customer options. As we prepare to meet tomorrow's challenges and opportunities, we are bolstered by the sense that we are – as we always have been – in this together.

Thank you for being part of our community.



FAYE MALARKEY BLACK

President and CEO
Regional Airline Association

A NOTE FROM RAA'S CHAIRMAN OF THE BOARD

OVER THE PAST YEAR, WE HAVE FACED EXTRAORDINARY CHALLENGES AS A REGIONAL INDUSTRY.



On the heels of the devastating global travel impact caused by the Covid-19 pandemic in 2020, our industry prepared for the rapid recovery in demand. This meant charting and executing on the preparations required to safely and reliably operate our fleets at pre-pandemic levels of service. That work, delivered with professionalism by team members across the RAA membership, proved vital in leading the resumption of peak summer service levels before the Delta variant re-introduced health and safety restrictions on travel.

It is RAA's diverse membership – by geography, business model, partnerships, fleet and size – that allows our industry to serve varied communities in the rapidly changing operating environment. This same diversity also strengthens our advocacy work. RAA members see our advocacy efforts up close with fly-ins and frequent policy maker meetings, designed to educate Congress on the industry's impact and relevance.

The importance of articulating the role regional airlines play within our national commercial aviation marketplace was on display as Congress made critically important decisions on the scope and scale of the Payroll Support Program, helping to ensure our member airlines' workforce received full consideration. And as the evolving pandemic challenged a return to normalcy, the

RAA remained a central resource center to assist member airlines dealing with emerging policy and regulatory challenges. Through all the challenges this year, one important RAA objective remained: to protect the annual event that facilitates our broader community engaging together. RAA's innovative Leadership Conference brought members, OEMs, important supply company partners, industry experts and lawmakers together to discuss the most critical issues we face. Doing so provided an opportunity to showcase the industry's engagement on issues that make us a healthier industry.

RAA remains focused on providing support for our industry, which must weather the current storm and be positioned for a sustained recovery. While recovery will bring new challenges, some ongoing

ones have increased in severity – namely workforce shortages. Unprecedented, simultaneous hiring by all major, cargo, private and corporate airlines has resulted in accelerated attrition from nearly every workgroup at every regional airline. This trend is driven by an aging pilot population, with about half of today’s pilots facing mandatory retirement age within 15 years and over 13% required to retire within the next five years. As the industry continues to restore capacity and position for growth, fewer new pilots are entering the career than needed to replace those retiring. One reason is training access; aspiring pilots are frequently deterred by high barriers of entry that block access to the career. With pilot shortages building, pandemic forces amplified these trends with a stall in original issuance certificates. We are encouraged by lawmaker interest in empowering more students to access this rewarding career, but the time to act is now.

Aside from the pilot shortage that is having an immediate impact on supportability of pre-pandemic levels of flying, there is another emerging workforce crisis. The need to develop a stronger aviation maintenance technician workforce is another immediate priority for our industry. The challenge ahead is staggering, with approximately half of our industry’s AMTs expected to retire by 2034, and current retirements already outpacing replacements coming into the industry. By building awareness about the profession and increasing partnerships with high schools and the military, we can meet our long-term needs. The good news is that we have tools in place with the federal government to help raise this awareness through the Maintenance Technician Workforce Development Grant program, which aims to increase awareness and raise interest in

the profession. In December, the FAA made its first awards and provided 15 grants after receiving hundreds of applications.

The fact that such a small number of applicants received awards underscores the importance of the need to recognize and support these rewarding and critical careers. There is reason to be optimistic that these grants will lead to new best practices that will help strengthen and improve our maintenance workforce. As Congress begins to work on the next reauthorization, the regional airline industry will encourage lawmakers to grow the program.

The ongoing pandemic continues to separate us all in one way or another. Difficult, but necessary steps must continue as we operate responsibly; the tools and procedures that will help end this current health threat will also help us to protect one another and ourselves. To RAA’s member airlines, our sense of community is as strong as it has ever been and we will all need to continue to come together in search of solutions to the challenges that threaten, but will not derail, our recovery.



DION FLANNERY

RAA Chairman and President,
PSA Airlines, Inc.

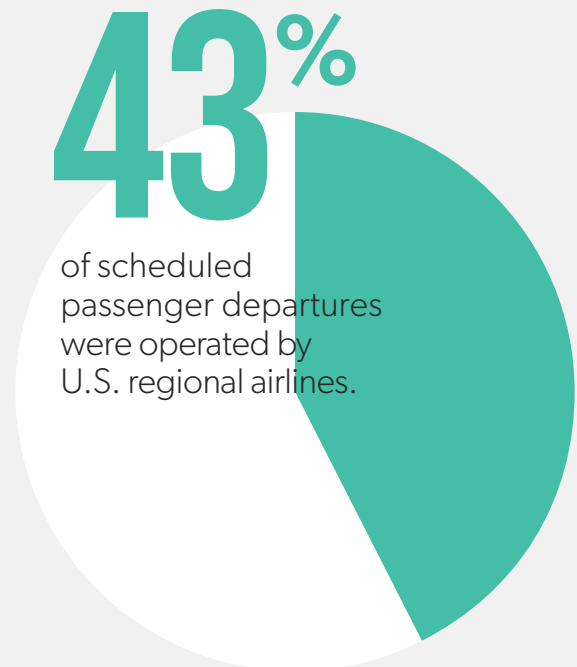


INDUSTRY



STATISTICS

2020 AT A GLANCE



REGIONAL AIRLINE STATISTICS 2011-2020

	2011	2012	2013	2014	2015	2016	2017	2018	2019	2020
U.S. Regional Certificated Carriers	68	66	63	65	64	67	65	66	66	62
Departures Completed (millions)	4.59	4.46	4.34	4.11	3.87	3.81	3.68	3.86	3.81	2.34
Average Daily Departures	12,570	12,209	11,898	11,260	10,613	10,452	10,081	10,571	10,447	6,424
Average Seating Capacity	56	56	56	58	61	62	64	63	64	65
Passengers Enplaned (millions)	162.18	161.34	159.13	157.56	156.56	154.92	153.29	159.06	165.17	73.28
Average Passenger Trip Length (miles)	471	469	471	477	478	488	487	489	495	502
Average Load Factor	76.40%	78.01%	78.33%	79.94%	80.55%	79.56%	78.78%	79.37%	79.88%	58.40%
Fleet Flying Hours (thousands)	5,021	4,853	4,782	4,522	4,302	4,255	4,137	4,346	4,389	2,676
Revenue Passenger Miles (billions)	76.24	75.60	74.94	75.11	74.75	75.46	74.49	77.80	81.70	36.75
Available Seat Miles (billions)	99.78	96.90	95.67	93.95	92.80	94.84	94.55	98.02	102.27	62.93

Source: Analysis of Bureau of Transportation Statistics, Air Carrier Statistics Form 41 Traffic: T-100 Segment (U.S. Carriers Only)

Maintaining connections



TrueNoord
Regional Aircraft Leasing

REGIONAL AIRLINES PROVIDE

75%
OR MORE

of the air service
In these states

- Alabama (80.82%)
- Alaska (86.59%)
- Arkansas (85.03%)
- Iowa (81.27%)
- Kansas (79.80%)
- Kentucky (76.18%)
- Maine (86.83%)
- Mississippi (94.31%)
- Montana (78.84%)
- North Dakota (86.56%)
- South Dakota (86.17%)
- Vermont (91.65%)
- West Virginia (92.48%)

REGIONAL AIRLINES PROVIDE

50%
OR MORE

of the air service
In these states
and territories

- Idaho (74.30%)
- Illinois (53.53%)
- Indiana (59.05%)
- Michigan (59.63%)
- Minnesota (50.87%)
- Nebraska (65.26%)
- New Hampshire (73.06%)
- New Mexico (59.36%)
- North Carolina (56.35%)
- Ohio (55.67%)
- Oklahoma (54.68%)
- Oregon (62.12%)
- Pennsylvania (57.93%)
- Puerto Rico (70.53%)
- South Carolina (60.84%)
- Virginia (56.86%)
- Wisconsin (67.07%)
- Wyoming (67.58%)

SMALL COMMUNITY ECONOMIC IMPACT BY STATE

Small communities are defined as small-hub, non-hub and EAS markets

State	Total Jobs	Total Payroll	Economic Impact
Alabama	39,411	\$1,239,637,834.63	\$4,554,675,183.16
Alaska	16,929	\$642,321,832.41	\$2,344,499,098.23
Arizona	34,136	\$1,183,857,081.44	\$4,155,264,519.45
Arkansas	24,127	\$776,269,024.70	\$2,924,358,503.04
California	55,455	\$2,457,705,768.45	\$8,751,292,257.77
Colorado	16,764	\$672,906,919.76	\$2,383,043,201.96
Connecticut	521	\$19,339,465.21	\$71,489,645.89
Florida	101,669	\$3,740,026,280.58	\$12,887,417,278.02
Georgia	21,618	\$770,239,715.40	\$2,766,760,800.46
Hawaii	59,034	\$2,343,237,078.19	\$8,365,040,625.08
Idaho	25,055	\$753,642,476.49	\$2,771,611,762.68
Illinois	12,955	\$575,037,005.22	\$2,099,944,934.46
Indiana	11,579	\$410,892,522.65	\$1,547,441,430.82
Iowa	22,764	\$719,035,296.67	\$2,747,279,694.49
Kansas	10,380	\$344,191,443.42	\$1,344,973,670.81
Kentucky	29,187	\$1,075,622,075.77	\$4,068,692,707.21
Louisiana	13,377	\$536,921,716.05	\$1,938,449,492.39
Maine	17,165	\$568,540,530.94	\$2,010,255,634.74
Maryland	828	\$34,780,048.13	\$133,037,107.70
Massachusetts	2,884	\$121,984,816.16	\$453,822,894.70
Michigan	30,527	\$1,174,013,845.70	\$4,165,201,901.70
Minnesota	4,658	\$165,436,782.48	\$610,492,703.01
Mississippi	11,139	\$364,887,388.51	\$1,397,662,071.60
Missouri	7,919	\$262,562,209.89	\$1,025,996,624.84
Montana	23,360	\$728,660,796.61	\$2,701,989,912.70
Nebraska	4,762	\$145,300,936.07	\$525,550,039.76
Nevada	23,660	\$910,376,660.16	\$3,234,067,731.68
New Hampshire	10,207	\$385,803,243.50	\$1,470,591,177.71
New Jersey	8,515	\$380,058,127.23	\$1,484,728,553.04
New Mexico	2,479	\$76,446,442.70	\$282,487,819.58
New York	76,303	\$3,150,156,537.92	\$12,040,125,948.91
North Carolina	31,127	\$1,081,288,131.25	\$3,953,560,428.85
North Dakota	11,629	\$397,834,983.27	\$1,596,042,848.20
Ohio	15,994	\$589,416,450.29	\$2,229,551,128.43
Oklahoma	42,168	\$1,429,245,206.60	\$5,201,189,706.54
Oregon	14,061	\$505,606,482.26	\$1,899,457,926.15
Pennsylvania	22,230	\$807,298,985.71	\$3,015,926,830.99
Rhode Island	19,466	\$693,997,864.11	\$2,713,585,083.35
South Carolina	30,306	\$1,084,463,713.86	\$4,002,518,354.34
South Dakota	8,510	\$284,169,159.52	\$1,060,336,458.93
Tennessee	43,399	\$1,665,358,284.54	\$6,304,765,241.51
Texas	52,745	\$2,171,457,674.79	\$7,818,752,134.15
Utah	3,832	\$130,036,259.92	\$465,600,203.92
Vermont	9,030	\$276,271,610.60	\$1,038,152,039.09
Virginia	29,925	\$1,126,367,168.85	\$5,730,387,122.83
Washington	25,962	\$1,119,162,707.18	\$4,077,416,130.45
West Virginia	4,240	\$157,277,866.17	\$581,388,308.22
Wisconsin	25,887	\$830,061,420.78	\$3,006,742,129.36
Wyoming	6,068	\$219,657,634.34	\$852,977,374.24
Total	1,115,944	\$41,298,863,507.06	\$152,806,594,377.15

The airline industry in small communities have the following economic impact:

OVER
1 MILLION
JOBS PROVIDED



OVER
\$41 BILLION
LOCAL WAGES & TAX REVENUES



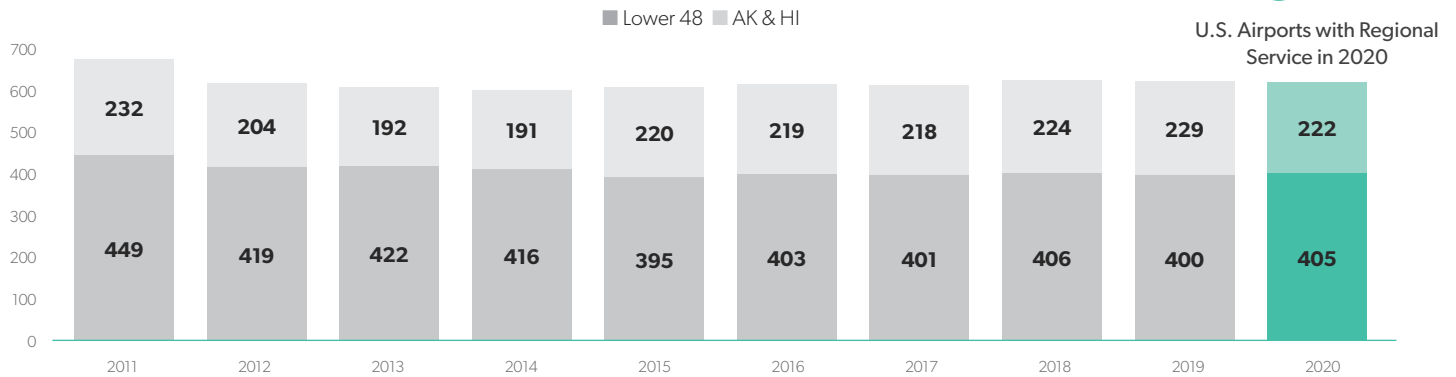
NEARLY
\$153 BILLION
TOTAL ECONOMIC IMPACT

Source: Swelbar-Zhong Consultancy for RAA, based on modeling in FAA's Economic Impact Study 2019

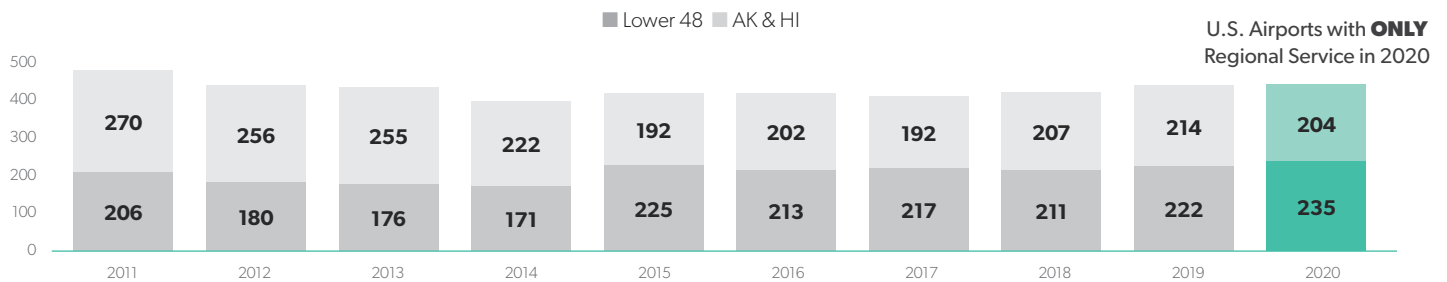
TRAFFIC, CAPACITY, & OPERATIONS

Source: Years 2011–2018 reflect values reported in previous annual reports; 2019–2020 data retrieved from OAG Schedules Analyser.

AIRPORTS WITH REGIONAL SERVICE



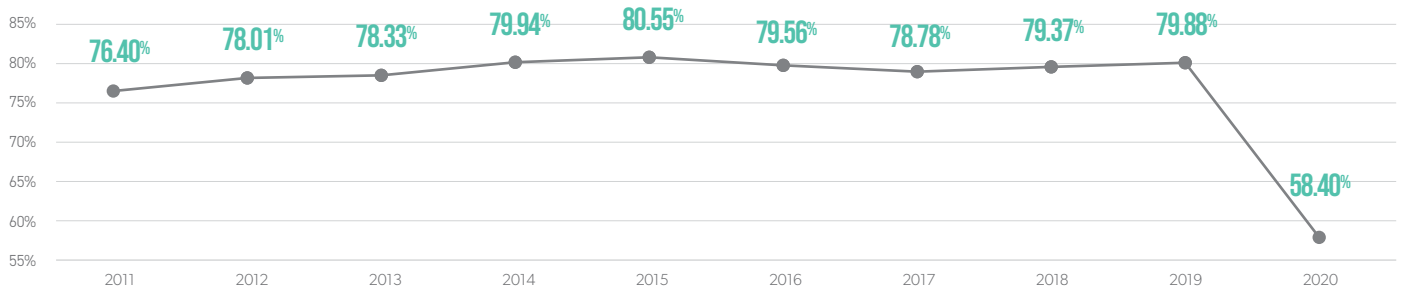
AIRPORTS WITH ONLY REGIONAL SERVICE



SERVICE AT U.S. AIRPORTS



AVERAGE LOAD FACTOR



FULL-TIME EQUIVALENT EMPLOYEES OF THE 10 LARGEST REGIONAL AIRLINES

Percent Change

Rank	Carrier	Mar-20	Oct-20	Sep-21	Oct-21	Mar 2020 - Oct 2021	Oct 2020 - Oct 2021
1	SkyWest	13,601	12,569	14,757	14,548	+7.0%	+15.7%
2	Envoy	14,585	13,063	13,059	13,036	-10.6%	-0.2%
3	Piedmont	-	-	7,195	7,063	-	-
4	Republic	6,357	5,676	5,911	5,928	-6.7%	+4.4%
5	Endeavor	4,557	4,333	4,983	5,023	+10.2%	+15.9%
6	PSA	4,666	3,493	4,606	4,539	-2.7%	+29.9%
7	Horizon	3,922	3,187	3,276	3,230	-17.6%	+1.3%
8	Mesa	3,675	2,928	3,186	3,170	-13.7%	+8.3%
9	Air Wisconsin	1,564	1,159	1,321	1,334	-14.7%	+15.1%
10	GoJet	1,050	776	1,231	1,208	+15.0%	+55.7%
11	ExpressJet	2,994	-	-	-	-	-
12	Compass	1,259	-	-	-	-	-
Total		58,230	47,184	59,525	59,079	+1.5%	+25.2%

59,079

Full-time equivalent employees are employed by the 10 highest-employing U.S. regional airlines

Total estimated FTEs of all RAA Member Airlines = 62,000
(See RAA Airline Member Directory p. 68-70 for airline employee counts.)

Source: Bureau of Transportation Statistics
*Full-time Equivalent employee (FTE) calculations count two part-time employees as one full-time employee.
Note: Percent changes and averages based on numbers prior to rounding.

SCHEDULED PASSENGER AIRLINE FULL-TIME EQUIVALENT EMPLOYEES* BY MONTH 2017 - 2021

Month	2017	2018	2019	2020	2021	Percentage Change 2017 - 2021	Percentage Change 2020 - 2021
January	417,833	429,842	441,520	456,243	387,629	-7.2%	-15.0%
February	419,762	433,696	442,778	458,229	391,929	-6.6%	-14.5%
March	422,278	435,710	444,708	457,260	390,977	-7.4%	-14.5%
April	423,747	437,745	446,132	426,689	389,718	-8.0%	-8.7%
May	425,656	439,711	447,945	409,016	392,984	-7.7%	-3.9%
June	427,818	440,929	449,714	407,693	394,298	-7.8%	-3.3%
July	428,209	444,988	449,804	413,056	402,561	-6.0%	-2.5%
August	428,455	441,171	449,461	411,343	407,965	-4.8%	-0.8%
September	428,673	442,049	450,454	404,764	410,836	-4.2%	+1.5%
October	430,232	442,744	452,352	365,053	408,680	-5.0%	+12.0%
November	429,946	441,511	452,429	363,354	-	-	-
December	430,607	442,015	453,663	375,853	-	-	-
Jan - Oct Average	425,266	438,859	447,487	420,935	397,944	-6.4%	-4.9%
12-Month Average	426,101	439,343	448,413	412,379	-	-	-

Source: Bureau of Transportation Statistics

* Includes network, low-cost, regional and other carriers.

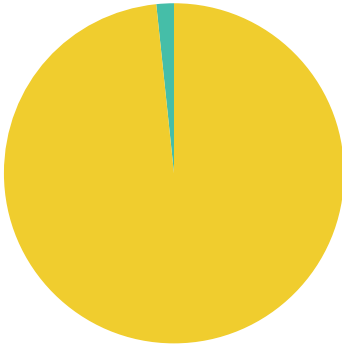
** Full-time Equivalent Employee (FTE) calculations count two part-time employees as one full-time employee.

2020 DEPARTURES & ENPLANEMENTS

■ RAA Regional Airlines
 ■ Non-RAA Regional Airlines
 ■ Non-Regional Airlines

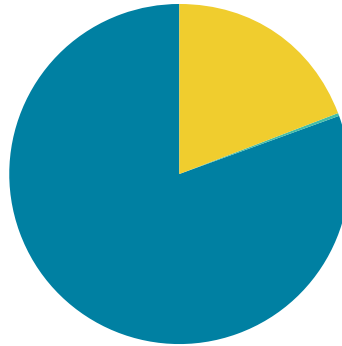
REGIONAL ENPLANEMENTS

■ 98.5%
 ■ 1.5%



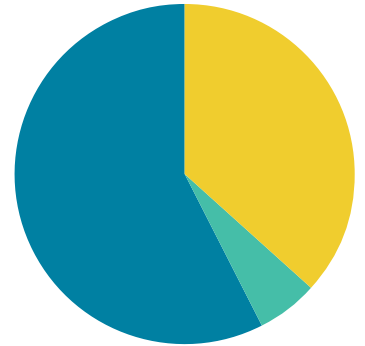
INDUSTRY ENPLANEMENTS

■ 19.4%
 ■ 0.3%
 ■ 80.3%

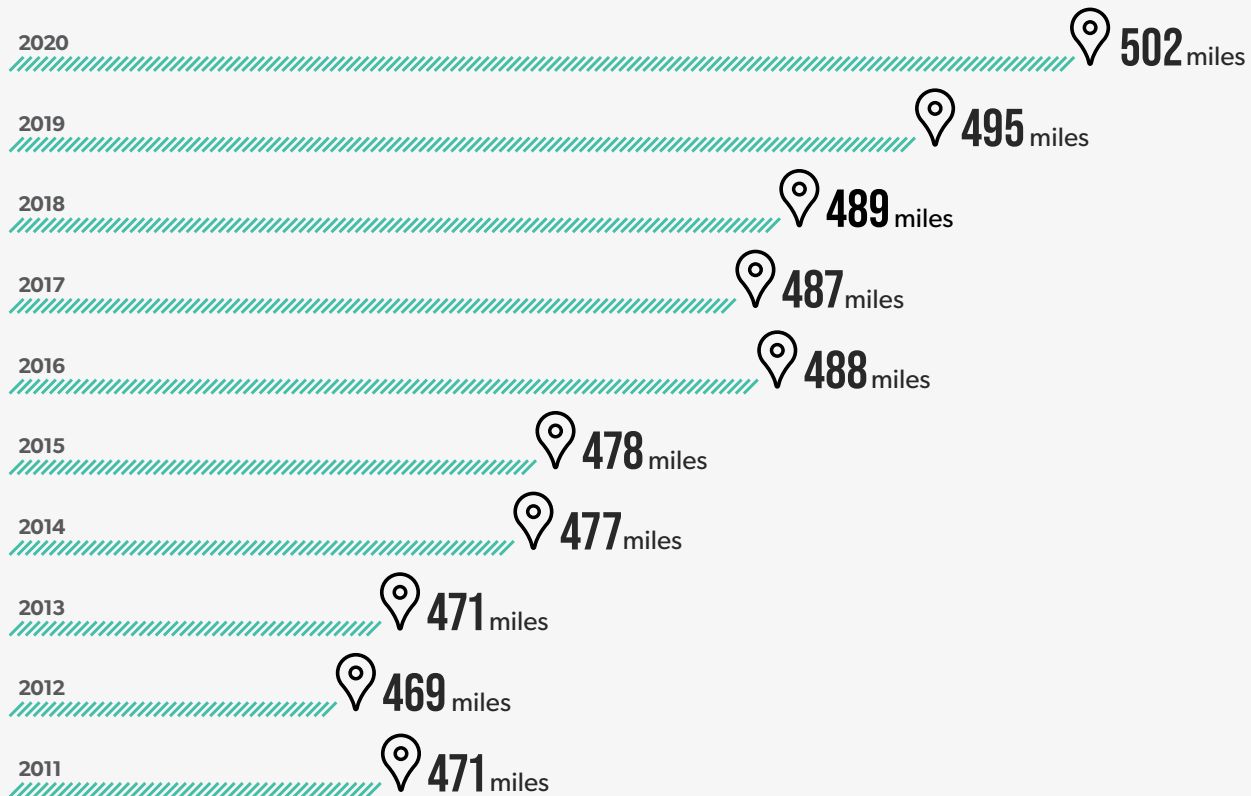


INDUSTRY DEPARTURES

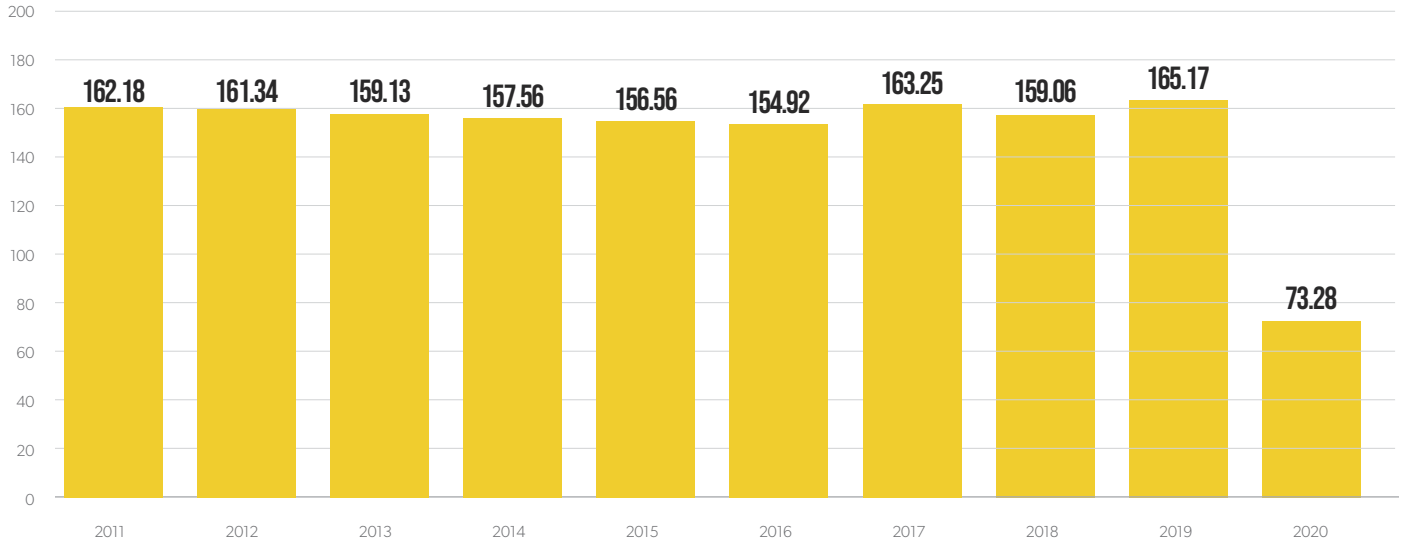
■ 36.7%
 ■ 5.9%
 ■ 57.4%



AVERAGE REGIONAL PASSENGER TRIP LENGTH

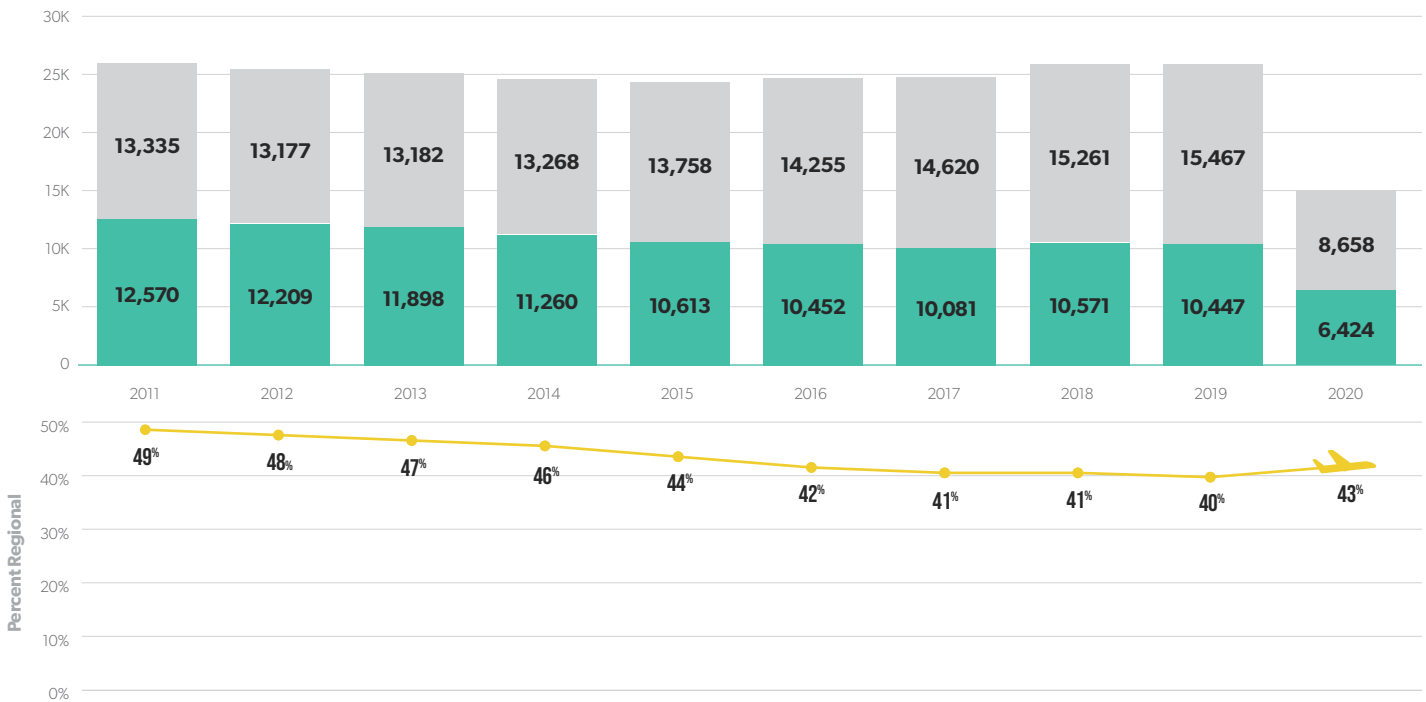


PASSENGERS ENPLANED (MILLIONS)



AVERAGE DAILY DEPARTURES

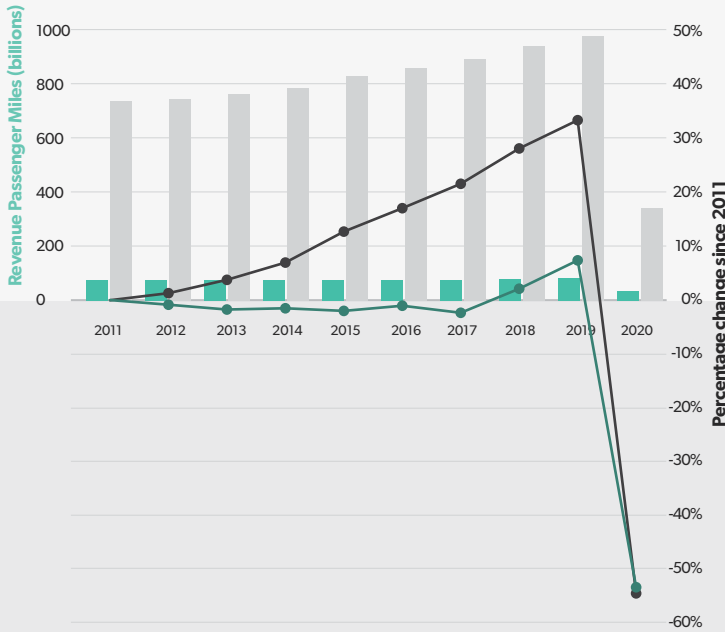
■ Regional ■ Other



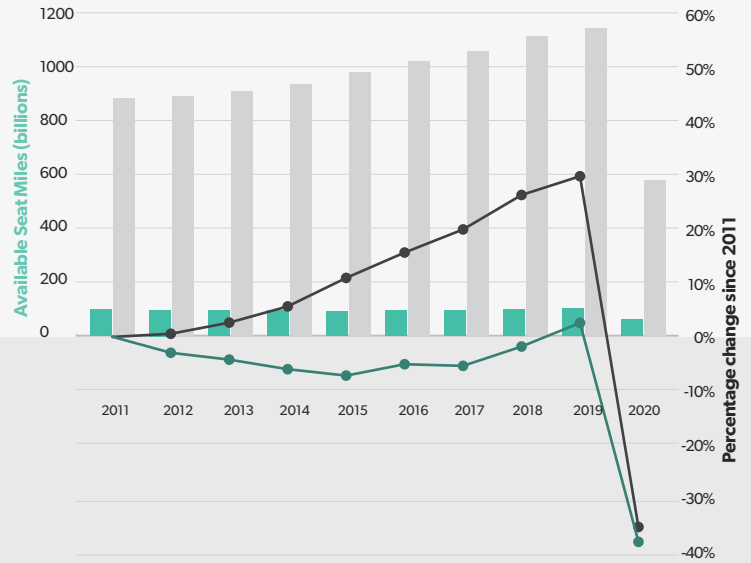
Source: Analysis of Bureau of Transportation Statistics, Air Carrier Statistics Form 41 Traffic: T-100 Segment (U.S. Carriers Only)

COMPARATIVE TRENDS IN U.S. PASSENGER AIRLINE SERVICE

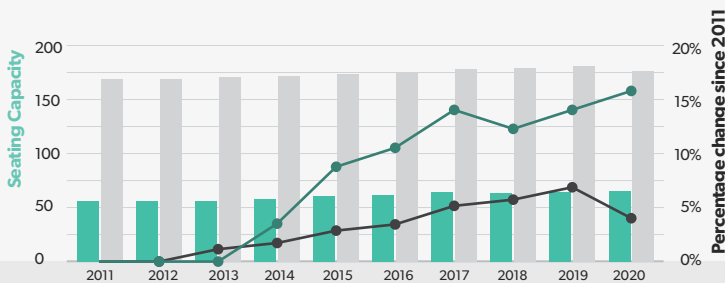
REVENUE PASSENGER MILES (RPMS) - BILLIONS



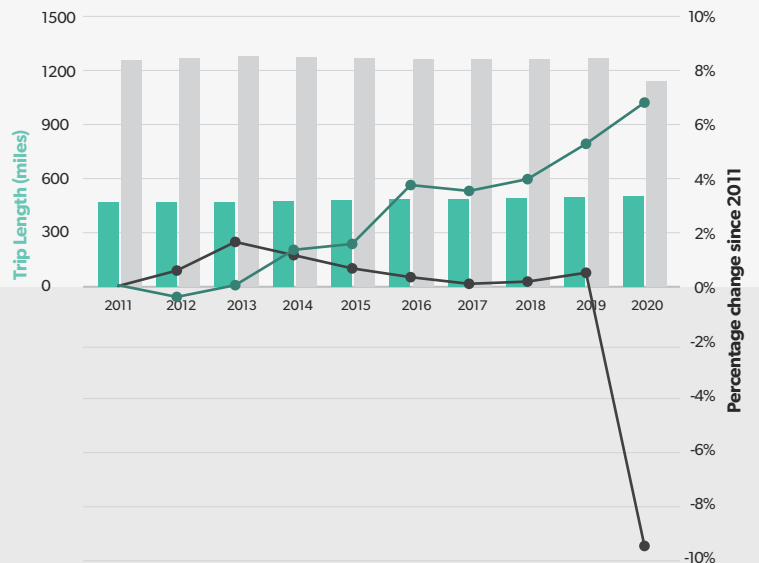
AVAILABLE SEAT MILES (ASMS) - BILLIONS



AVERAGE SEATING CAPACITY



AVERAGE PASSENGER TRIP LENGTH



- Regional Airlines
- Non-Regional Airlines
- % Change Regional Airlines vs. 2011
- % Change Non-Regional Airlines vs. 2011

Source: Analysis of Bureau of Transportation Statistics, Air Carrier Statistics Form 41 Traffic: T-100 Segment (U.S. Carriers Only)

U.S. REGIONAL AIRCRAFT FLEET

REGIONAL AIRCRAFT FLEET STATISTICS AT A GLANCE



1,777

Total RAA member operated aircraft.



1,571

RAA member aircraft comprised of jets (88.4%).



206

RAA member aircraft comprised of non-jets (11.6%).



65

Average seating capacity aboard regional aircraft compared to 10 years ago (56).



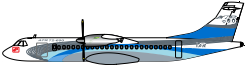



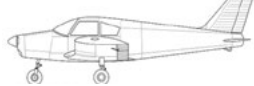











+16%

Increase in seating capacity from 2011 to 2020.

Source: RAA Member Airline fleet reports; RAA Analysis of Bureau of Transportation Statistics, Air Carrier Statistics Form 41 Traffic: T-100 Segment (U.S. Carriers Only)

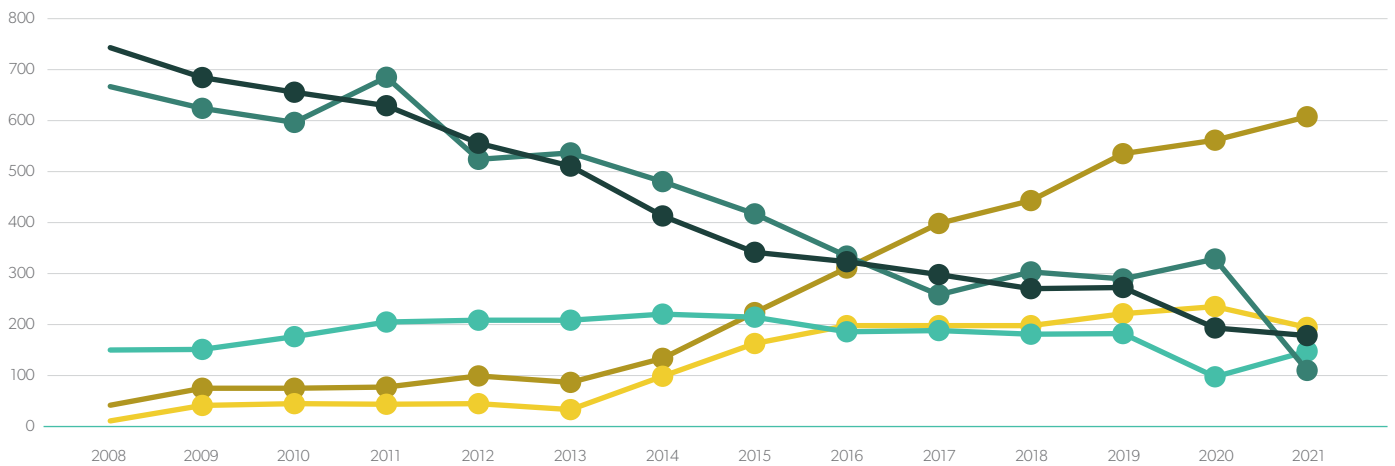
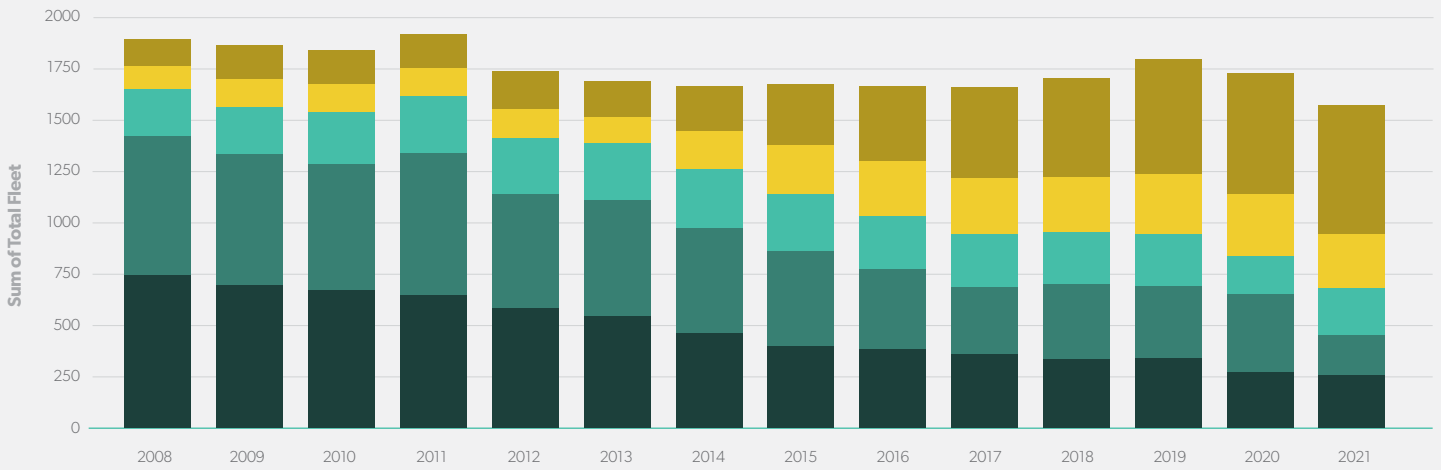
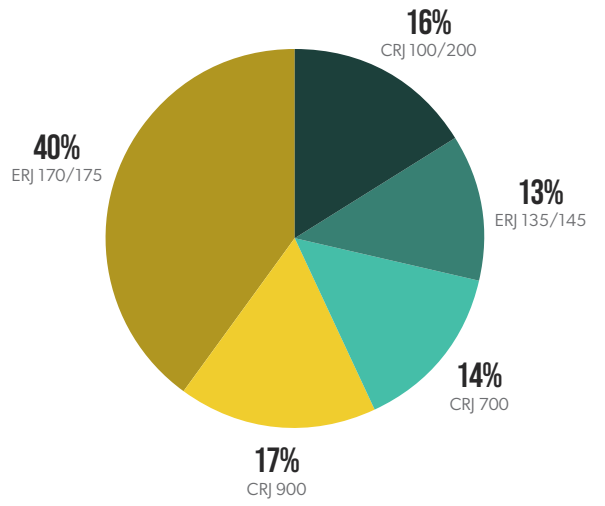
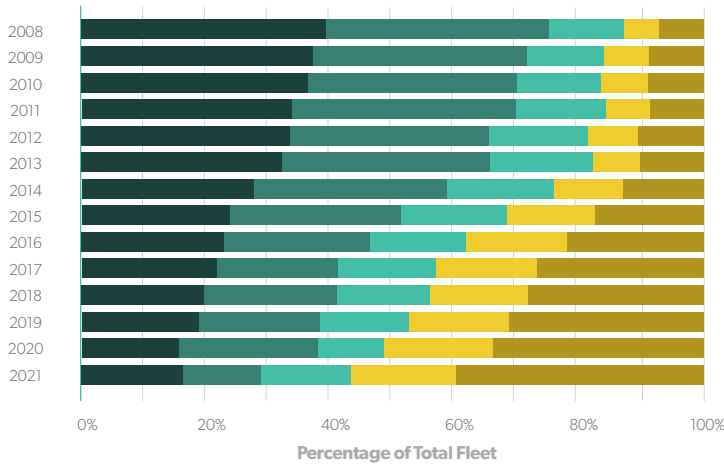
RAA MEMBER AIRLINE FLEET

Source: RAA Airline Member Fleet Reports

ATR	Bombardier	Britten-Norman	Embraer	Piper
ATR-42 	CL-600-2B19 aka "CRJ-200" 	BN-2 aka "Islander" 	ERJ-170/175 aka "E170/E175" 	PA-28 aka "Cherokee" 
ATR-72 	CL-600-2C10 aka "CRJ-700" 	Cessna	EMB-145 aka "ERJ-145" 	PA-31 aka "Navajo" 
	CL-600-2D24 aka "CRJ-900" 	CE-402 		Tecnam
	DHC-8-100/200/300 aka "Dash 8" 	CE-208 aka "Caravan" 		Tecnam P2012 Traveller 
	DHC-8-402 aka "Q400" 	CE-207 aka "Skywagon" 		

COMPOSITION OF REGIONAL AIRLINE FLEET (SELECT AIRCRAFT)

■ CRJ 100/200 ■ ERJ 135/145 ■ CRJ 700 ■ CRJ 900 ■ ERJ 170/175



REGIONAL AIRLINE FLEET DETAILS (FIXED WING)—SORTED BY AIRLINE

TOP 50 U.S. AIRLINES AS OF 2020 (DEPARTURES)

*Fleet data current as of July 2021
RAA Member Airlines shown in **bold**.

Operator	Aircraft Fleet	Total
SkyWest	CL-600-2B19 (141), ERJ-170-200LR (131), CL-600-2C10 (104), ERJ-170-200LL (62), CL-600-2D24 (40)	478
Republic Airways	ERJ-170-200LR (165), ERJ-170-100SE (40), ERJ-170-100SU (14), ERJ-170-100LR (8)	227
Endeavor Air	CL-600-2D24 (108), CL-600-2B19 (51), CL-600-2C10 (13)	172
Envoy Air	ERJ-170-200LR (99), EMB-145-LR (57)	156
PSA	CL-600-2D24 (69), CL-600-2C10 (61),	130
Mesa Airlines	ERJ-170-200LR (80), CL-600-2D24 (50)	130
Cape Air	CE-402-C (71), P2012 Traveller (23), BN-2-B20 (4)	98
CommutAir	EMB-145-XR (75)	75
Air Wisconsin	CL-600-2B19 (65)	65
Horizon	DHC-8-402 (32), ERJ-170-200LR (30)	62
Piedmont Airlines	EMB-145-LR (55)	55
Empire Airlines	CE-208-B (38), ATR-72-212 (6), ATR-42-300 (5), ATR-42-320 (3), ATR-72-212A (1), ATR-72-600F (1)	54
Gojet	CL-600-2C11 (50)	50
Key Lime Air Corporation	SA-227 (17), SA-226-TC (8), DO-328-300 (7), EMB-145-LR (2), LR-24-B (1), EMB-120-ER (1)	36
Grant Aviation	CE-208-B (21), CE-207-A (8), PA-31-350 (4), BE-200-200 (2)	35
Boutique Air	PC-12-47 (27), BE-300-B300C (5), PC-12-45 (2)	34
Southern Airways Express / Sun Air Express LLC dba Sun Air International	CE-208-B (25), CE-208-208 (5), PA-31-350 (2)	32
Bering Air Inc.	CE-208-B (15), BE-200-200 (4), BE-1900-D (4), PA-31-350 (4),	27
Ryan Air f/k/a Arctic Transportation	CE-207-A (11), C-212-CC (6), CE-208-B (3), SF-340-A (2), PC-12-45 (1)	23
ADVANCED AIR, LLC	PC-12-47E (10), BE-300-B300 (8), DO-328-300 (2), LR-45-45 (2), BD-100-1A10 (1)	23
Wright Air Service, Inc.	CE-208-B (16), PA-31-350 (3), CE-206-U206F/G (2), BE-36-A36 (1)	22
Kenmore Air Harbor	PC-12-12 (9), DHC-2-MKII (7), DHC-2-MKII (3), CE-180-K (2)	21
Tradewind Aviation	PC-12-45 (10), PC-12-47 (7), CE-525-525B (3)	20
Silver Airways	SF-340-340B (8), ATR-42-500 (6), ATR-72-212A (3)	17
Warbelow's Air Ventures	PA-31-350 (15)	15
Star Marianas Air	PA-32-300 (9), PA-31-350 (5)	14
Tropic Ocean Airways LLC	CE-208-B (11), CE-206-U206F/G (1)	12
Paklook Air dba Yute Air	CE-207-207 (8), PA-32-300 (2), CE-172-M (2)	12
Multi-Aero Inc.	CE-208-B (10), BE-1900-1900 (1)	11
Corvus	DHC-8-106 (9), DHC-8-311 (1), DHC-8-103 (1)	11
Air Charter, Inc d/b/a Air Flamenco	BN-2 (8), SD-3-60 (3)	11
Island Air Service	DHC-2-MKI (4), PA-32-260 (3), CE-208-208 (1), CE-185-B (1), PA-32-300 (1), BN-2-A26 (1)	11
Iliamna Air Taxi, Inc.	PC-12-45 (3), CE-207-A (2), DHC-2-MKI (2), BE-36-A36 (1), BE-58-58 (1), CE-207-207 (1)	10
Taquan Air	DHC-2-MKI (7), DHC-3-3 (3)	10
Venture Travel LLC d/b/a Taquan Air Service	DHC-2-MKI (7), DHC-3-3 (3)	10
Smokey Bay Air Inc.	CE-206-U206F/G (7), CE-207-T207 (1), CE-207-A (1),	9
Vieques Air Link, Inc.	BN-2-B26 (3), CE-402-C (2), BN-2-A26 (2), BN-2AMK3-2 (1), BN-2-A9 (1)	9
Hageland	PA-31-350 (8)	8
New England Airlines	PA-32-300 (3), BN-2-A26 (2), BN-2-A (1), PA-28-181 (1)	7
Scott Air LLC dba Island Air Express	CE-208-208 (2), CE-208-B (2), CE-206-U206F/G (1), PC-12-45 (1)	6
CFM Inc d/b/a Contour Airlines d/b/a One Jet Shuttle	EMB-135-LR (5)	5
Bidzy Ta Hot Aana, Inc. d/b/a Tanana Air Service	CE-207-207 (3), CE-208-B (1), PA-32-300 (1)	5
Air Sunshine, Inc.	CE-402-C (3), BE-1900-C (2)	5
Seaborne Airlines	DHC-6-300 (2), SF-340-340B (2)	4
Nealco Air Charter Services, Inc. d/b/a Watermakers Air	CE-208-B (4)	4
ExpressJet	EMB-145-LR (3)	3
City Wings Inc dba Seafflight	CE-208-B (2)	2
Total		2,236

REGIONAL AIRLINE FLEET DETAILS (FIXED WING)—SORTED BY MANUFACTURER

TOP 50 U.S. AIRLINES AS OF 2020 (DEPARTURES)

*Fleet data current as of July 2020

RAA Member Airlines shown in **bold**.

Carrier	Aircraft Fleet	Airlines & Qty.	Total
Bombardier / de Havilland (834)	CL-600-2D24	Endeavor Air (108), PSA (69), Mesa Airlines (50), SkyWest (40)	267
	CL-600-2B19	SkyWest (141), Air Wisconsin (65), Endeavor Air (51)	257
	CL-600-2C10	SkyWest (104), PSA (61), Endeavor Air (13)	178
	CL-600-2C11	GoJet (50)	50
	DHC-8-402	Horizon (32)	32
	DHC-2-MKI	Kenmore Air Harbor (7), Taquan Air (7), Venture Travel LLC d/b/a Taquan Air Service (7), Island Air Service (4), Iliamna Air Taxi, Inc. (2)	27
	DHC-8-106	Corvus (9)	9
	DHC-3-3	Taquan Air (3), Venture Travel LLC d/b/a Taquan Air Service (3)	6
	DHC-2-MKII	Kenmore Air Harbor (3)	3
	DHC-6-300	Seaborne Airlines (2)	2
	DHC-8-311	Corvus (1)	1
	DHC-8-103	Corvus (1)	1
	BD-100-1A10	ADVANCED AIR, LLC (1)	1
Embraer (827)	ERJ-170-200LR	Republic Airways (165), SkyWest (131), Envoy Air (99), Mesa Airlines (80), Horizon (30)	505
	EMB-145-LR	Envoy Air (57), Piedmont Airlines (55), ExpressJet (3), Key Lime Air Corporation (2)	117
	EMB-145-XR	CommutAir (75)	75
	ERJ-170-200LL	SkyWest (62)	62
	ERJ-170-100SE	Republic Airways (40)	40
	ERJ-170-100SU	Republic Airways (14)	14
	ERJ-170-100LR	Republic Airways (8)	8
	EMB-135-LR	CFM Inc d/b/a Contour Airlines d/b/a One Jet Shuttle (5)	5
	EMB-120-ER	Key Lime Air Corporation (1)	1
Cessna (286)	CE-208-B	Empire Airlines (38) , Southern Airways Express / Sun Air Express LLC dba Sun Air International (25), Grant Aviation (21), Wright Air Service, Inc. (16), Bering Air Inc. (15), Tropic Ocean Airways LLC (11), Multi-Aero Inc. (10), Nealco Air Charter Services, Inc. d/b/a Watermakers Air (4), Ryan Air f/k/a Arctic Transportation (3), City Wings Inc dba Seafight (2), Scott Air LLC dba Island Air Express (2), Bidzy Ta Hot Aana, Inc. d/b/a Tanana Air Service (1)	148
	CE-402-C	Cape Air (71) , Air Sunshine, Inc. (3), Vieques Air Link, Inc. (2)	76
	CE-207-A	Ryan Air f/k/a Arctic Transportation (11), Grant Aviation (8), Iliamna Air Taxi, Inc. (2), Smokey Bay Air Inc. (1)	22
	CE-207-207	Paklook Air dba Yute Air (8), Bidzy Ta Hot Aana, Inc. d/b/a Tanana Air Service (3), Iliamna Air Taxi, Inc. (1)	12
	CE-206-U206F/G	Smokey Bay Air Inc. (7), Wright Air Service, Inc. (2), Scott Air LLC dba Island Air Express (1), Tropic Ocean Airways LLC (1)	11
	CE-208-208	Southern Airways Express / Sun Air Express LLC dba Sun Air International (5), Scott Air LLC dba Island Air Express (2), Island Air Service (1)	8
	CE-525-525B	Tradewind Aviation (3)	3
	CE-180-K	Kenmore Air Harbor (2)	2
	CE-172-M	Paklook Air dba Yute Air (2)	2
	CE-185-B	Island Air Service (1)	1
	CE-207-T207	Smokey Bay Air Inc. (1)	1

Carrier	Aircraft Fleet	Airlines & Qty.	Total
Pilatus (70)	PC-12-47	Boutique Air (27), Tradewind Aviation (7)	34
	PC-12-45	Tradewind Aviation (10), Iliamna Air Taxi, Inc. (3), Boutique Air (2), Ryan Air f/k/a Arctic Transportation (1), Scott Air LLC dba Island Air Express (1)	17
	PC-12-47E	ADVANCED AIR, LLC (10)	10
	PC-12-12	Kenmore Air Harbor (9)	9
Piper (61)	PA-31-350	Warbelow's Air Ventures (15), Hageland (8), Star Marianas Air (5), Grant Aviation (4), Bering Air Inc. (4), Wright Air Service, Inc. (3), Southern Airways Express / Sun Air Express LLC dba Sun Air International (2)	41
	PA-32-300	Star Marianas Air (9), New England Airlines (3) , Paklook Air dba Yute Air (2), Bidzy Ta Hot Aana, Inc. d/b/a Tanana Air Service (1), Island Air Service (1)	16
	PA-32-260	Island Air Service (3)	3
	PA-28-181	New England Airlines (1)	1
Beechcraft (29)	BE-300-B300	ADVANCED AIR, LLC (8)	8
	BE-200-200	Bering Air Inc. (4), Grant Aviation (2)	6
	BE-300-B300C	Boutique Air (5)	5
	BE-1900-D	Bering Air Inc. (4)	4
	BE-36-A36	Iliamna Air Taxi, Inc. (1), Wright Air Service, Inc. (1)	2
	BE-1900-C	Air Sunshine, Inc. (2)	2
ATR (25)	BE-58-58	Iliamna Air Taxi, Inc. (1)	1
	BE-1900-1900	Multi-Aero Inc. (1)	1
	ATR-72-212	Empire Airlines (6)	6
	ATR-42-500	Silver Airways (6)	6
	ATR-42-300	Empire Airlines (5)	5
	ATR-72-212A	Silver Airways (3), Empire Airlines (1)	4
Fairchild (25)	ATR-42-320	Empire Airlines (3)	3
	ATR-72-600F	Empire Airlines (1)	1
Britten-Norman (23)	SA-227	Key Lime Air Corporation (17)	17
	SA-226-TC	Key Lime Air Corporation (8)	8
Tecnam (23)	BN-2	Air Charter, Inc d/b/a Air Flamenco (8)	8
	BN-2-A26	New England Airlines (2) , Vieques Air Link, Inc. (2), Island Air Service (1)	5
	BN-2-B20	Cape Air (4)	4
	BN-2-B26	Vieques Air Link, Inc. (3)	3
	BN-2AMK3-2	Vieques Air Link, Inc. (1)	1
	BN-2-A	New England Airlines (1)	1
Saab (12)	BN-2-A9	Vieques Air Link, Inc. (1)	1
	P2012 Traveller	Cape Air (23)	23
Dornier (9)	SF-340-340B	Silver Airways (8), Seaborne Airlines (2)	10
	SF-340-A	Ryan Air f/k/a Arctic Transportation (2)	2
CASA (6)	DO-328-300	Key Lime Air Corporation (7), ADVANCED AIR, LLC (2)	9
	C-212-CC	Ryan Air f/k/a Arctic Transportation (6)	6
Lear (3)	LR-45-45	ADVANCED AIR, LLC (2)	2
	LR-24-B	Key Lime Air Corporation (1)	1
Short (3)	SD-3-60	Air Charter, Inc d/b/a Air Flamenco (3)	3

REGIONAL AIRLINE PARTNERSHIPS

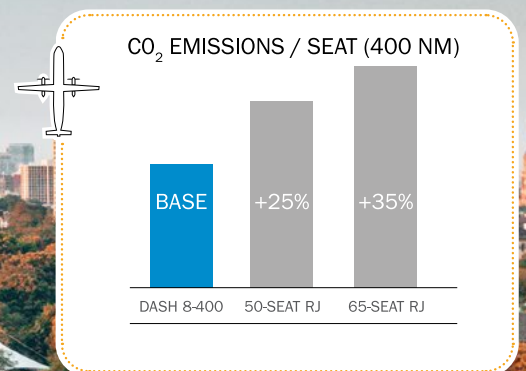
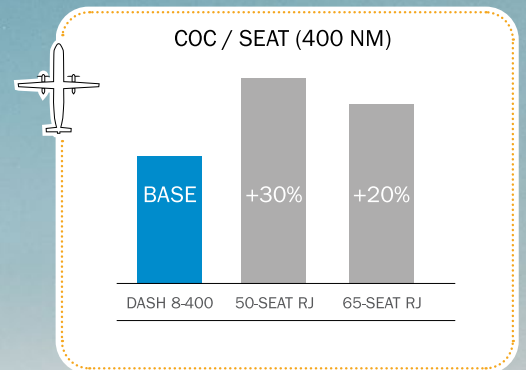

Wholly owned subsidiaries of major airlines show in *italics*.

Based on July 2021 schedules.

Marketing Carrier	Regional Brand	Operating Carrier
Air Canada (AC)  AIR CANADA	Air Canada Express	Jazz Aviation LP (QK)
Alaska Air Group (AS) 	Alaska Airlines	<i>Horizon Air (QX)</i> SkyWest Airlines (OO)
American Airlines (AA) 	American Eagle	<i>Envoy Air (MQ)</i> Mesa Airlines (YV) <i>Piedmont Airlines (PT)</i> PSA Airlines (JIA) Republic Airways (YX) SkyWest Airlines (OO)
Delta Air Lines (DL) 	Delta Connection	<i>Endeavor Air (9E)</i> Republic Airways (YX) SkyWest Airlines (OO)
United Airlines (UA) 	United Express	Air Wisconsin (ZW) CommutAir (C5) GoJet Airlines (G7) Mesa Airlines (YV) Republic Airways (YX) Silver Airways (3M) SkyWest Airlines (OO)



De Havilland Canada 65-Seat, Triple-Class Dash 8-400



- The ideal solution to replace 50-seat regional jets
- Same comfort and capability as regional jets
- Significantly less impact on the environment



DE HAVILLAND AIRCRAFT
OF CANADA LIMITED

ENPLANEMENTS & CORPORATE GROUPINGS OF TOP 50 U.S. REGIONAL AIRLINES (ENPLANEMENTS)

RAA Member Airlines shown in **bold**.

2020 Individual Carrier Rank	2020 Carrier Group Rank	Carrier	2020 Marketing Codes	2020 Passengers Enplaned	Percent of Total	2020 Enplaned Group Total
1	1	SkyWest Airlines Inc.	AA/AS/DL/UA	20,363,777	27.79%	
	2	American Airlines Group			24.75%	18,133,371
3		Envoy Air	AA	8,136,588	11.10%	
4		PSA Airlines Inc.	AA	8,015,287	10.94%	
8		Piedmont Airlines	AA	1,981,496	2.70%	
2	3	Republic Airline	AA/DL/UA	8,779,586	11.98%	
5	4	Endeavor Air Inc.	DL	7,067,082	9.64%	
6	5	Mesa Airlines Inc.	AA/UA	6,827,527	9.32%	
7	6	Horizon Air	AS	3,778,710	5.16%	
	7	Trans States Holdings			3.55%	2,600,693
11		GoJet Airlines LLC d/b/a United Express	DL/UA	1,212,277	1.65%	
13		Compass Airlines		789,905	1.08%	
14		Trans States Airlines	UA	598,511	0.82%	
9	8	ExpressJet Airlines LLC		1,676,016	2.29%	
10	9	Air Wisconsin Airlines Corp	UA	1,443,108	1.97%	
12	10	Commotair Aka Champlain Enterprises, Inc.	UA	1,031,951	1.41%	
15	11	Cape Air		255,112	0.35%	
16	12	Silver Airways		221,778	0.30%	
17	13	Grant Aviation		111,147	0.15%	
	14	Ravn Air Group			0.14%	102,666
24		Corvus Airlines, d/b/a Ravn Alaska		52,436	0.07%	
30		Hageland Aviation Service		29,942	0.04%	
34		Peninsula Airways Inc.		20,288	0.03%	
18	15	Southern Airways Express		101,319	0.14%	
19	16	Boutique Air		92,255	0.13%	
20	17	Contour Airlines		86,691	0.12%	
21	18	Empire Airlines Inc.		66,749	0.09%	
22	19	Bering Air Inc.		57,883	0.08%	
23	20	Seaborne Virgin Islands, Inc.		56,161	0.08%	
25	21	Vieques Air Link Inc.		50,049	0.07%	
26	22	Wright Air Service		44,157	0.06%	
27	23	Star Marianas Air Inc.		41,279	0.06%	
28	24	Kalinin Aviation LLC d/b/a Alaska Seaplanes		37,636	0.05%	
29	25	Multi-Aero, Inc. d/b/a Air Choice One		31,842	0.04%	
31	26	New England Airlines Inc.		25,063	0.03%	
32	27	Kenmore Air Harbor		24,325	0.03%	
33	28	Tradewind Aviation		23,400	0.03%	
35	29	Key Lime Air Corporation		17,894	0.02%	

Source: Analysis of Bureau of Transportation Statistics, Air Carrier Statistics Form 41 Traffic: T-100 Segment (U.S. Carriers Only)

2020 Individual Carrier Rank	2020 Carrier Group Rank	Carrier	2020 Marketing Codes	2020 Passengers Enplaned	Percent of Total	2020 Enplaned Group Total
36	30	Scott Air LLC dba Island Air Express		17,090	0.02%	
37	31	Paklook Air, Inc d/b/a/ Airlift Alaska d/b/a/ Yute Commuter Service		15,961	0.02%	
38	32	ADVANCED AIR, LLC		12,323	0.02%	
39	33	Island Air Service		9,178	0.01%	
40	34	Nealco Air Charter Services, Inc. d/b/a Watermakers Air		8,212	0.01%	
41	35	Air Charter, Inc d/b/a Air Flamenco		7,674	0.01%	
42	36	City Wings Inc dba Seaflight		7,254	0.01%	
43	37	Smokey Bay Air Inc.		6,342	0.01%	
44	38	Elite Airways LLC		5,898	0.01%	
45	39	Air Sunshine Inc.		4,097	0.01%	
46	40	Iliamna Air Taxi		4,007	0.01%	
47	41	Air Excursions LLC		3,435	0.00%	
48	42	Bidzy Ta Hot Aana, Inc. d/b/a Tanana Air Service		3,411	0.00%	
49	43	Warbelow		3,101	0.00%	
50	44	Tatonduk Outfitters Limited d/b/a Everts Air Alaska and Everts Air Cargo		2,793	0.00%	
Total Enplanements - Top 50 U.S. Regional Airlines				73,260,003	99.98%	
Total Enplanements - All 62 U.S. Regional Airlines				73,275,018	100.00%	



FAA CERTIFICATED AIRMEN ANALYSIS

AIRLINE TRANSPORT PILOT, AIRPLANE MULTI-ENGINE LAND PILOTS WITH VALID 1ST CLASS MEDICALS BY AGE

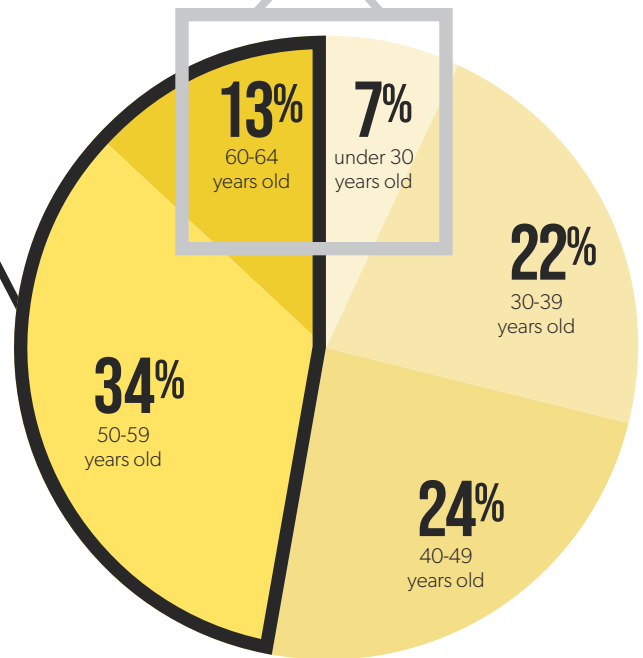
Source: Airmen Certification Branch, Federal Aviation Administration



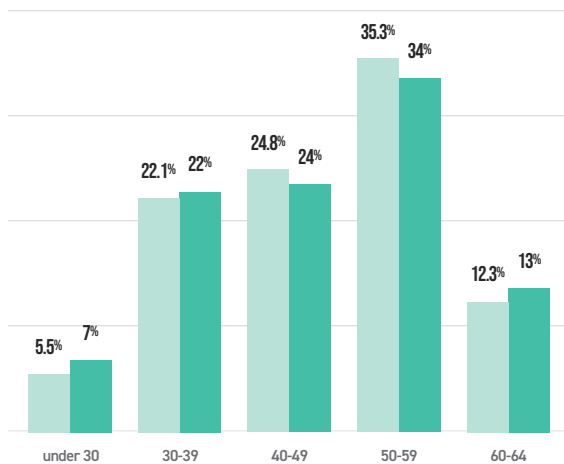
Over **47%** of today's Part 121 qualified pilot workforce must retire within 15 years.

OVER 13% must retire within five years.

An uptick in pilots under the age of 30 shows **more pilots entering the pipeline**; a larger increase in pilots age 60 and older shows **new pilots are not keeping pace with retirements**.



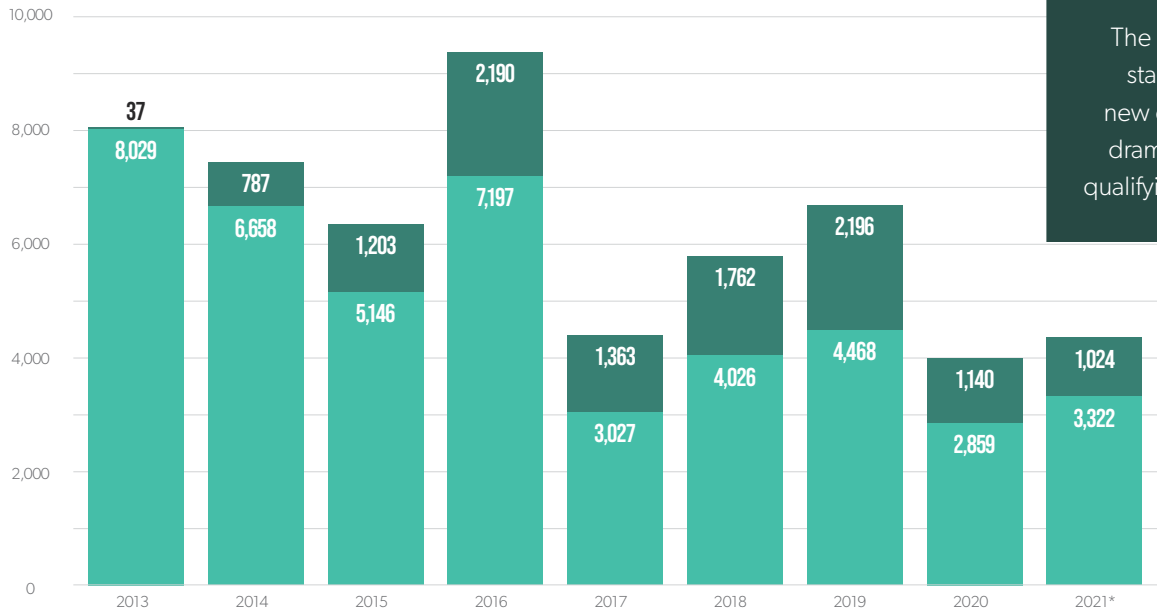
■ As of Dec 1, 2017
■ As of November 1, 2021




Federal regulations **require** Part 121 Commercial airline pilots to retire at age **65**

ORIGINAL ISSUANCE ATP AMEL AND R-ATP AMEL

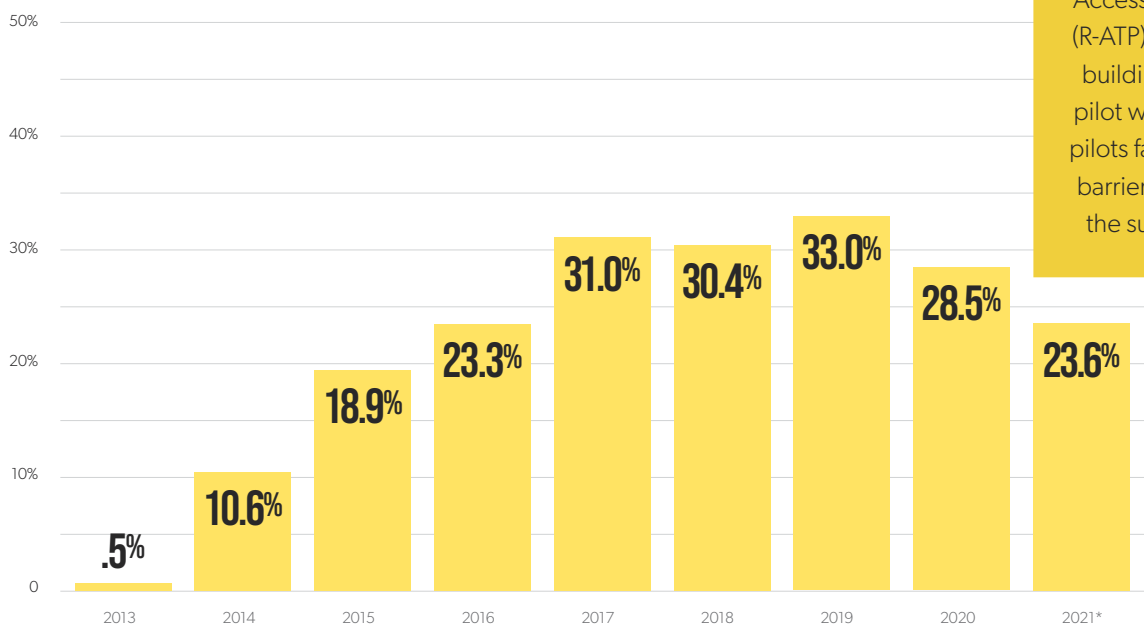
■ ATP-AMEL ■ R-ATP AMEL *Through December 1, 2021



The Covid 19 Pandemic stalled production of new qualified pilots, with dramatically fewer pilots qualifying in 2020 and 2021.

PERCENTAGE OF ORIGINAL ISSUANCE ATP AMEL WITH RESTRICTED PRIVILEGES

*Through December 1, 2021



Access to structured training (R-ATP) pathways is critical to building a highly proficient pilot workforce, but aspiring pilots face financial and other barriers today that constrain the supply of future pilots.

SAFETY

SAFETY RECORD OF U.S. AIR CARRIERS 2001-2020

U.S. Air Carriers Operating Under 14 CFR 121, Scheduled Service (Airlines)

Year	Accidents		Fatalities		Flight Activity ^a			Accidents per 100,000 Flight Hours		Accidents per 1,000,000 Flight Miles		Accidents per 100,000 Departures	
	All	Fatal	Total	Aboard	Flight Hours	Flight Miles	Departures	All	Fatal	All	Fatal	All	Fatal
2001 ^b	41	6	531	525	17,157,858	6,994,939,000	10,632,880	0.216	0.012	0.0053	0.0003	0.348	0.019
2002	34	0	0	0	16,718,781	6,927,954,000	10,276,107	0.203	0	0.0049	0	0.331	0
2003	51	2	22	21	16,887,756	7,015,935,000	10,227,924	0.302	0.012	0.0073	0.0003	0.499	0.020
2004	23	1	13	13	18,184,016	7,604,248,000	10,782,989	0.126	0.005	0.0030	0.0001	0.213	0.009
2005	34	3	22	20	18,712,191	7,843,717,000	10,910,460	0.182	0.016	0.0043	0.0004	0.312	0.027
2006	26	2	50	49	18,647,896	7,851,864,000	10,627,481	0.139	0.011	0.0033	0.0003	0.245	0.019
2007	26	0	0	0	19,014,677	8,024,313,000	10,734,170	0.137	0	0.0032	0	0.242	0
2008	19	0	0	0	18,580,166	7,813,371,000	10,282,575	0.102	0	0.0024	0	0.185	0
2009	26	1	50	49	17,182,970	7,248,702,000	9,564,891	0.151	0.006	0.0036	0.0001	0.272	0.010
2010	28	0	0	0	17,235,121	7,352,374,000	9,467,282	0.162	0	0.0038	0	0.296	0
2011	29	0	0	0	17,464,623	7,473,520,000	9,419,064	0.166	0	0.0039	0	0.308	0
2012	23	0	0	0	17,271,783	7,443,532,000	9,241,935	0.133	0	0.0031	0	0.249	0
2013	18	0	0	0	17,387,656	7,484,920,149	9,268,061	0.104	0	0.0024	0	0.194	0
2014	29	0	0	0	17,354,308	7,507,487,935	9,049,491	0.167	0	0.0039	0	0.320	0
2015	27	0	0	0	17,519,142	7,628,941,477	8,975,795	0.154	0	0.0035	0	0.301	0
2016	26	0	0	0	17,866,607	7,813,090,948	9,107,454	0.146	0	0.0033	0	0.285	0
2017	30	0	0	0	18,098,154	7,923,668,749	9,124,174	0.166	0	0.0038	0	0.329	0
2018	28	1	1	1	18,731,201	8,207,258,040	9,353,813	0.149	0.005	0.0034	0.0001	0.299	0.011
2019	36	1	1	1	19,182,430	8,408,766,802	9,575,940	0.188	0.005	0.0043	0.0001	0.376	0.010
2020 ^c	10	0	0	0	8,331,981	3,615,928,404	4,373,865	0.120	0	0.0028	0	0.229	0

Notes

^a Flight hours, miles, and departures are compiled by the Federal Aviation Administration.

^b An intentional act was responsible for an occurrence in this category during this year. These acts, such as suicide, sabotage, and terrorism, are included in the totals for accidents and fatalities but are excluded for the purpose of accident rate computation. Table 12 contains a list of intentional act occurrences involving US air carriers for the period covered by this table. Only the number of people that died on board each airplane used during the September 11, 2001, terrorist acts is provided in this table; the resulting ground fatalities are not reflected.

^c 2020 data are preliminary.

SAFETY RECORD OF U.S. AIR CARRIERS (CONT.) 2001-2020

U.S. Air Carriers Operating Under 14 CFR 135, Commuter Operations^{a,b}

Year	Accidents		Fatalities		Flight Activity ^c			Accidents per 100,000 Flight Hours		Accidents per 1,000,000 Flight Miles		Accidents per 100,000 Departures	
	All	Fatal	Total	Aboard	Flight Hours	Flight Miles	Departures	All	Fatal	All	Fatal	All	Fatal
2001	7	2	13	13	300,432	43,099,000	558,052	2.330	0.666	0.1624	0.0464	1.254	0.358
2002	7	0	0	0	273,559	41,633,000	513,452	2.559	0	0.1681	0	1.363	0
2003	2	1	2	2	319,206	47,404,000	572,260	0.627	0.313	0.0422	0.0211	0.349	0.175
2004	4	0	0	0	302,218	46,809,000	538,077	1.324	0	0.0855	0	0.743	0
2005	6	0	0	0	299,775	45,721,000	527,267	2.002	0	0.1312	0	1.138	0
2006	3	1	2	2	301,495	46,503,000	568,464	0.995	0.332	0.0645	0.0215	0.528	0.176
2007	3	0	0	0	291,701	46,049,000	592,577	1.028	0	0.0651	0	0.506	0
2008	7	0	0	0	296,939	46,758,000	588,955	2.357	0	0.1497	0	1.189	0
2009	2	0	0	0	309,545	45,335,000	589,182	0.646	0	0.0441	0	0.339	0
2010	6	0	0	0	314,648	48,001,000	605,342	1.907	0	0.1250	0	0.991	0
2011	4	0	0	0	325,632	48,728,000	607,898	1.228	0	0.0821	0	0.658	0
2012	3	0	0	0	322,416	50,313,000	602,014	0.930	0	0.0596	0	0.498	0
2013	6	2	5	5	325,154	52,478,833	577,447	1.845	0.615	0.1143	0.0381	1.039	0.346
2014	3	0	0	0	335,015	48,600,093	624,391	0.895	0	0.0617	0	0.480	0
2015	4	1	1	1	359,866	53,808,827	632,309	1.112	0.278	0.0743	0.0186	0.633	0.158
2016	9	2	8	6	376,854	60,231,973	635,787	2.388	0.531	0.1494	0.0332	1.416	0.315
2017	6	0	0	0	392,146	68,094,230	624,790	1.530	0	0.0881	0	0.960	0
2018	2	0	0	0	421,319	70,816,907	644,583	0.475	0	0.0282	0	0.310	0
2019	9	1	2	2	416,797	68,088,053	633,957	2.159	0.240	0.1322	0.0147	1.420	0.158
2020^d	5	1	5	5	224,968	38,297,608	321,076	2.223	0.445	0.1306	0.0261	1.557	0.311

Notes:

^a US air carriers operating under 14 CFR Part 135 were previously referred to as Scheduled and Nonscheduled Services. Current tables now refer to these same air carriers as Commuter Operations and On-Demand Operations, respectively, in order to be consistent with definitions in 14 CFR 119.3 and terminology used in 14 CFR 135.1. On-Demand Part 135 operations encompass charters, air taxis, air tours, or medical services (when a patient is on board).

^b Based on a February 2002 FAA legal interpretation provided to

the NTSB, any 14 CFR 135 operation conducted with no revenue passengers aboard will be considered an on-demand flight operation. This interpretation will be applied to accidents beginning with the year 2002. It has not been retroactively applied to 36 accidents, nine of them fatal, that occurred during the period 1983 - 2001.

^c Flight hours, miles, and departures are compiled by the Federal Aviation Administration.

^d 2020 data are preliminary.



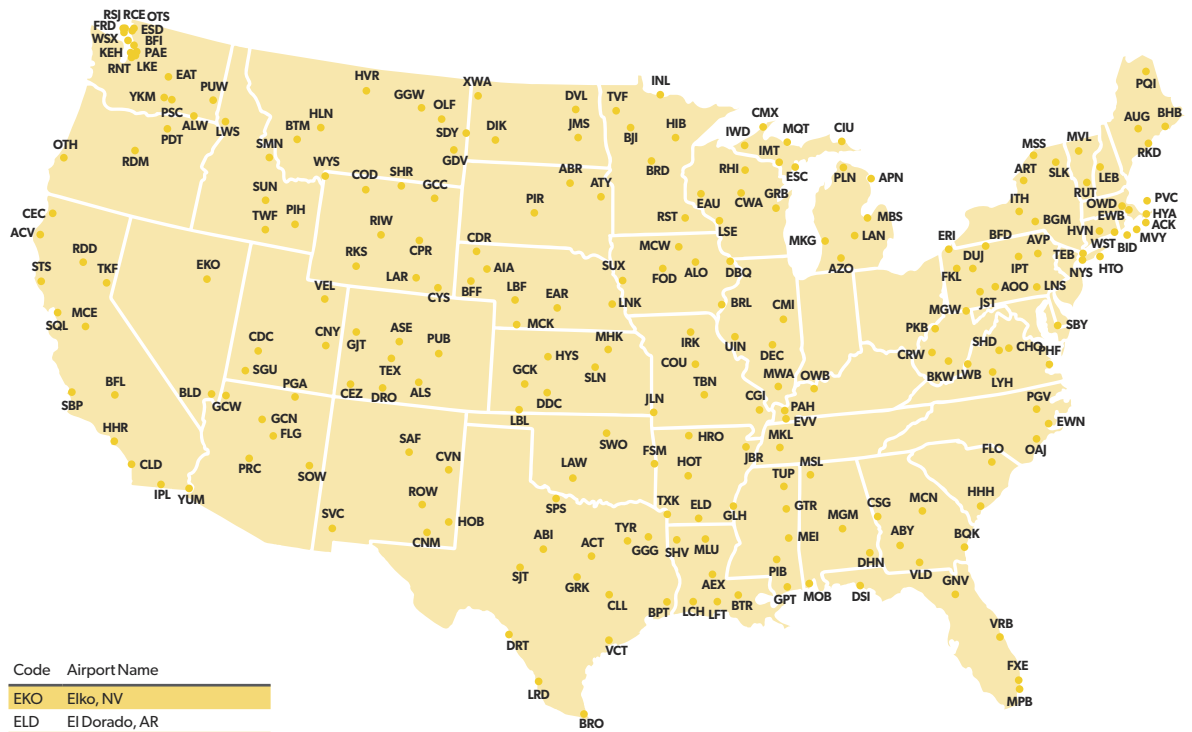
U.S. AIRPORTS



& REGIONAL SERVICE

U.S. AIRPORTS SERVED EXCLUSIVELY BY REGIONAL AIRLINES

235 airports in lower 48 states based on 2020 schedules



Code	Airport Name
ABI	Abilene, TX
ABR	Aberdeen, SD
ABY	Albany, GA
ACK	Nantucket, MA
ACT	Waco, TX
ACV	Arcata/Eureka, CA
AEX	Alexandria, LA
AIA	Alliance, NE
ALO	Waterloo, IA
ALS	Alamosa, CO
ALW	Walla Walla, WA
AOO	Altoona, PA
APN	Alpena, MI
ART	Watertown, NY
ASE	Aspen, CO
ATY	Watertown, SD
AUG	Augusta, ME
AVP	Wilkes-Barre/Scranton, PA
AZO	Kalamazoo/Battle Creek, MI
BFD	Bradford, PA
BFF	Scottsbluff, NE
BFI	Seattle, WA
BFL	Bakersfield, CA
BGM	Binghamton, NY
BHB	Bar Harbor, ME
BID	Block Island, RI
BJI	Bemidji, MN
BKW	Beckley, WV
BLD	Boulder City, NV
BPT	Beaumont/Port Arthur, TX
BQK	Brunswick, GA
BRD	Brainerd, MN
BRL	Burlington, IA
BRO	Brownsville, TX
BTM	Butte, MT
BTR	Baton Rouge, LA
CDC	Cedar City, UT
CDR	Chadron, NE
CEC	Crescent City, CA
CEZ	Cortez, CO
CGI	Cape Girardeau, MO
CHO	Charlottesville, VA
CIU	Sault Ste Marie, MI
CLD	San Diego, CA
CLL	College Station, TX
CMI	Champaign/Urbana, IL
CMX	Hancock, MI
CNM	Carlsbad, NM
CNY	Moab, UT
COD	Cody, WY
COU	Columbia, MO
CPR	Casper, WY
CRW	Charleston, WV
CSG	Columbus, GA
CVN	Clovis, NM
CWA	Wausau, WI
CYS	Cheyenne, WY
DBQ	Dubuque, IA
DDC	Dodge City, KS
DEC	Decatur, IL
DHN	Dothan, AL
DIK	Dickinson, ND
DRO	Durango, CO
DRT	Del Rio, TX
DSI	Destin/Ft Walton Beach, FL
DUJ	Dubois, PA
DVL	Devils Lake, ND
EAR	Kearney, NE
EAT	Wenatchee, WA
EAU	Eau Claire, WI

Code	Airport Name
EKO	Elko, NV
ELD	El Dorado, AR
ERI	Erie, PA
ESC	Escanaba, MI
ESD	Eastsound, WA
EVV	Evansville, IN
EWB	New Bedford/Fall River, MA
EWN	New Bern, NC
FAY	Fayetteville, NC
FLG	Flagstaff, AZ
FLO	Florence, SC
FOD	Fort Dodge, IA
FRD	Friday Harbor, WA
FSM	Fort Smith, AR
FXE	Fort Lauderdale, FL
GCC	Gillette, WY
GCK	Garden City, KS
GCN	Grand Canyon, AZ
GCW	Grand Canyon West, AZ
GDV	Glendive, MT
GGG	Longview, TX
GGW	Glasgow, MT
GJT	Grand Junction, CO
GLH	Greenville, MS
GNV	Gainesville, FL
GPT	Gulfport/Biloxi, MS
GRB	Green Bay, WI
GRK	Killeen/Fort Hood, TX
GTR	Columbus, MS
HHH	Hilton Head Island, SC
HHR	Hawthorne, CA
HIB	Hibbing/Chisholm, MN
HLN	Helena, MT
HOB	Hobbs, NM
HOT	Hot Springs, AR
HRO	Harrison, AR
HTO	East Hampton, NY
HVN	New Haven, CT
HVR	Havre, MT
HYA	Hyannis, MA
HYS	Hays, KS
IMT	Iron Mountain/Kingsf., MI
INL	International Falls, MN
IPL	Imperial/EI Centro, CA
IPT	WilliamSPORT, PA
IRK	Kirkville, MO

Code	Airport Name
ITH	Ithaca, NY
IWD	Ironwood, MI
JBR	Jonesboro, AR
JLN	Joplin, MO
JMS	Jamestown, ND
JST	Johnstown, PA
KEH	Kenmore, WA
LAN	Lansing, MI
LAR	Laramie, WY
LAW	Lawton/Fort Sill, OK
LBF	North Platte, NE
LBL	Liberal, KS
LCH	Lake Charles, LA
LEB	Lebanon, NH
LFT	Lafayette Regional Apt, LA
LKE	Seattle, WA
LNK	Lincoln, NE
LNS	Lancaster, PA
LRD	Laredo, TX
LSE	La Crosse, WI
LWB	Lewisburg, WV
LWS	Lewiston, ID
LYH	Lynchburg, VA
MBS	Saginaw/Midland/Bay C., MI
MCE	Merced, CA
MCK	Mccoock, NE
MCN	Macon, GA
MCW	Mason City, IA
MEI	Meridian, MS
MGM	Montgomery, AL
MGM	Morgantown, WV
MHK	Manhattan, KS
MKG	Muskegon, MI
MKL	Jackson, TN
MLU	Monroe, LA
MOB	Mobile, AL
MPB	Miami Seaplane Base, FL
MQT	Marquette, MI
MSL	Muscle Shoals/Florence, AL
MSS	Massena, NY

Code	Airport Name
MVL	Morrisville/Stowe, VT
MVY	Martha's Vineyard, MA
MWA	Marion, IL
NYS	New York Skyports SPB, NY
OAJ	Jacksonville, NC
OLF	Wolf Point, MT
OTH	North Bend, OR
OTS	Anacortes, WA
OWB	Owensboro, KY
OWD	Norwood, MA
PAE	Everett, WA
PAH	Paducah, KY
PDT	Pendleton, OR
PGA	Page, AZ
PGV	Greenville, NC
PHF	Newport News/Williamsburg, VA
PIB	Hattiesburg/Laurel, MS
PIH	Pocatello, ID
PIR	Pierre, SD
PKB	Parkersburg, WV
PLN	Pellston, MI
PQI	Presque Isle, ME
PRC	Prescott, AZ
PSC	Pasco/Kennewick/Richland, WA
PUB	Pueblo, CO
Puw	Pullman, WA
PVC	Provincetown, MA
RCE	Roche Harbor, WA
RDD	Redding, CA
RDM	Redmond/Bend, OR
RHI	Rhineland, WI
RIV	Riverton, WY
RKD	Rockland, ME
RKS	Rock Springs, WY
RNT	Renton, WA
ROW	Roswell, NM
RSJ	Rosario, WA
RST	Rochester, MN
RUT	Rutland, VT
SAF	Santa Fe, NM

Code	Airport Name
SBP	San Luis Obispo, CA
SBY	Salisbury/Ocean City, MD
SDY	Sidney, MT
SGU	St George, UT
SHD	Staunton/Waynesborough, VA
SHR	Sheridan, WY
SHV	Shreveport, LA
SJT	San Angelo, TX
SLK	Saranac Lake, NY
SLN	Salina, KS
SMN	Salmon, ID
SOW	Show Low, AZ
SPS	Wichita Falls, TX
SOL	San Carlos, CA
STS	Santa Rosa, CA
SUN	Hailey/Sun Valley, ID
SUX	Sioux City, IA
SVC	Silver City, NM
SWO	Stillwater, OK
TBN	Fort Leonard Wood, MO
TEB	Teterboro, NJ
TEX	Telluride, CO
TKF	Truckee, CA
TUP	Tupelo, MS
TVF	Thief River Falls, MN
TWF	Twin Falls, ID
TXK	Texarkana, AR
TYR	Tyler, TX
UIN	Quincy, IL
VCT	Victoria, TX
VEL	Vernal, UT
VLD	Valdosta, GA
VRB	Vero Beach, FL
WST	Westerly, RI
WSX	Westsound, WA
WYS	West Yellowstone, MT
XWA	Williston, ND
YKM	Yakima, WA
YUM	Yuma, AZ

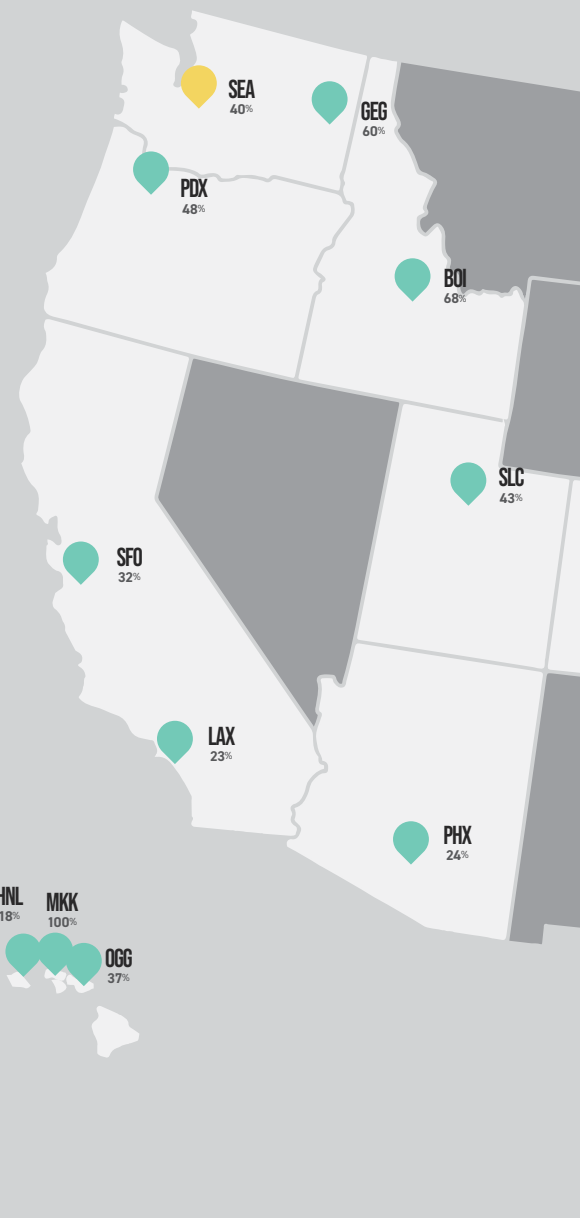
TOP 50 U.S. AIRPORTS FOR REGIONAL DEPARTURES

Ranked by total scheduled departures with regional aircraft in 2020

TOP 10

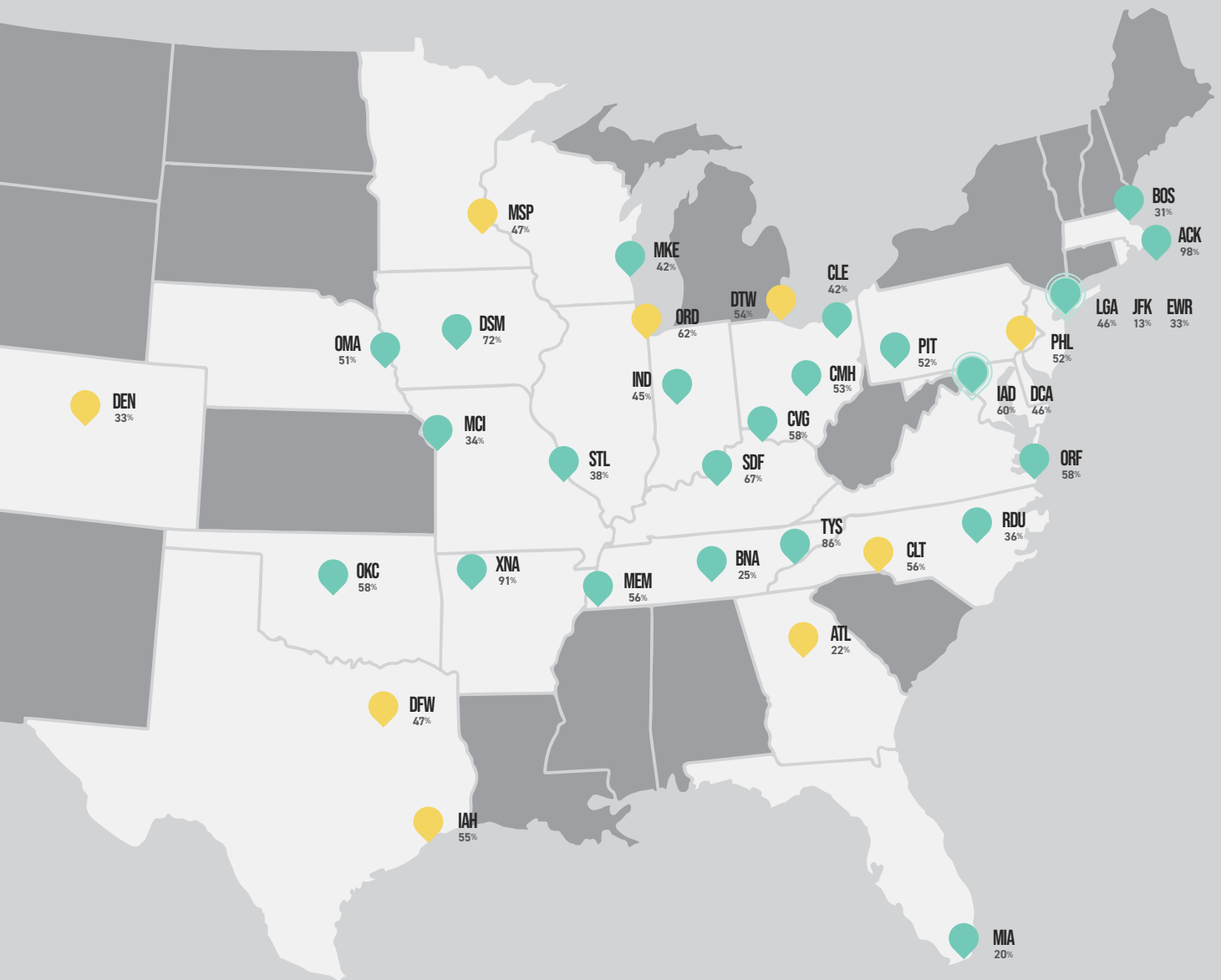
Rank	Airport	Airport Code	Regional Departures	Total Departures	Regional Share
1	Chicago	ORD	173,942	279,645	62%
2	Dallas	DFW	136,523	289,202	47%
3	Charlotte	CLT	109,727	194,734	56%
4	Denver	DEN	71,915	219,912	33%
5	Houston	IAH	69,074	126,278	55%
6	Detroit	DTW	63,471	117,745	54%
7	Seattle	SEA	62,690	155,114	40%
8	Atlanta	ATL	61,260	273,289	22%
9	Minneapolis/ St Paul	MSP	54,317	114,477	47%
10	Philadelphia	PHL	49,050	95,167	52%

Source: Analysis of OAG Schedules Analyser data



TOP 11-50

Rank	Airport	Airport Code	Regional Departures	Total Departures	Regional Share	Rank	Airport	Airport Code	Regional Departures	Total Departures	Regional Share
11	Salt Lake City	SLC	40,445	95,108	43%	31	Cleveland	CLE	12,910	31,033	42%
12	Boston	BOS	40,386	129,364	31%	32	Spokane	GEG	12,551	20,878	60%
13	Washington	IAD	38,610	64,603	60%	33	John F. Kennedy Int'l	JFK	12,227	91,893	13%
14	Los Angeles	LAX	36,830	161,677	23%	34	Louisville	SDF	12,078	18,011	67%
15	New York LaGuardia	LGA	34,162	74,831	46%	35	Anchorage	ANC	12,026	29,557	41%
16	Phoenix	PHX	34,151	142,883	24%	36	Nantucket	ACK	12,007	12,249	98%
17	San Francisco	SFO	33,336	105,486	32%	37	Kansas City	MCI	11,856	35,191	34%
18	Washington	DCA	32,830	71,033	46%	38	Kahului	OGG	11,733	31,775	37%
19	Newark	EWR	31,247	94,380	33%	39	Knoxville	TYS	11,636	13,547	86%
20	Portland	PDX	27,046	56,682	48%	40	Honolulu	HNL	11,087	62,426	18%
21	St Louis	STL	23,513	62,314	38%	41	Memphis	MEM	10,918	19,526	56%
22	Pittsburgh	PIT	19,613	37,795	52%	42	Hoolehua	MKK	10,673	10,673	100%
23	Cincinnati	CVG	18,399	31,481	58%	43	Oklahoma City	OKC	10,558	18,306	58%
24	Miami	MIA	17,016	84,611	20%	44	Des Moines	DSM	10,499	14,514	72%
25	Nashville	BNA	16,876	66,457	25%	45	Juneau	JNU	10,181	14,808	69%
26	Bethel	BET	16,635	17,135	97%	46	Omaha	OMA	9,614	18,813	51%
27	Columbus	CMH	15,772	29,975	53%	47	Milwaukee	MKE	9,434	22,319	42%
28	Indianapolis	IND	15,009	33,141	45%	48	Fairbanks	FAI	9,431	12,924	73%
29	Boise	BOI	13,890	20,473	68%	49	Norfolk	ORF	9,250	15,959	58%
30	Raleigh/Durham	RDU	13,272	37,003	36%	50	Fayetteville/Springdale	XNA	9,178	10,042	91%

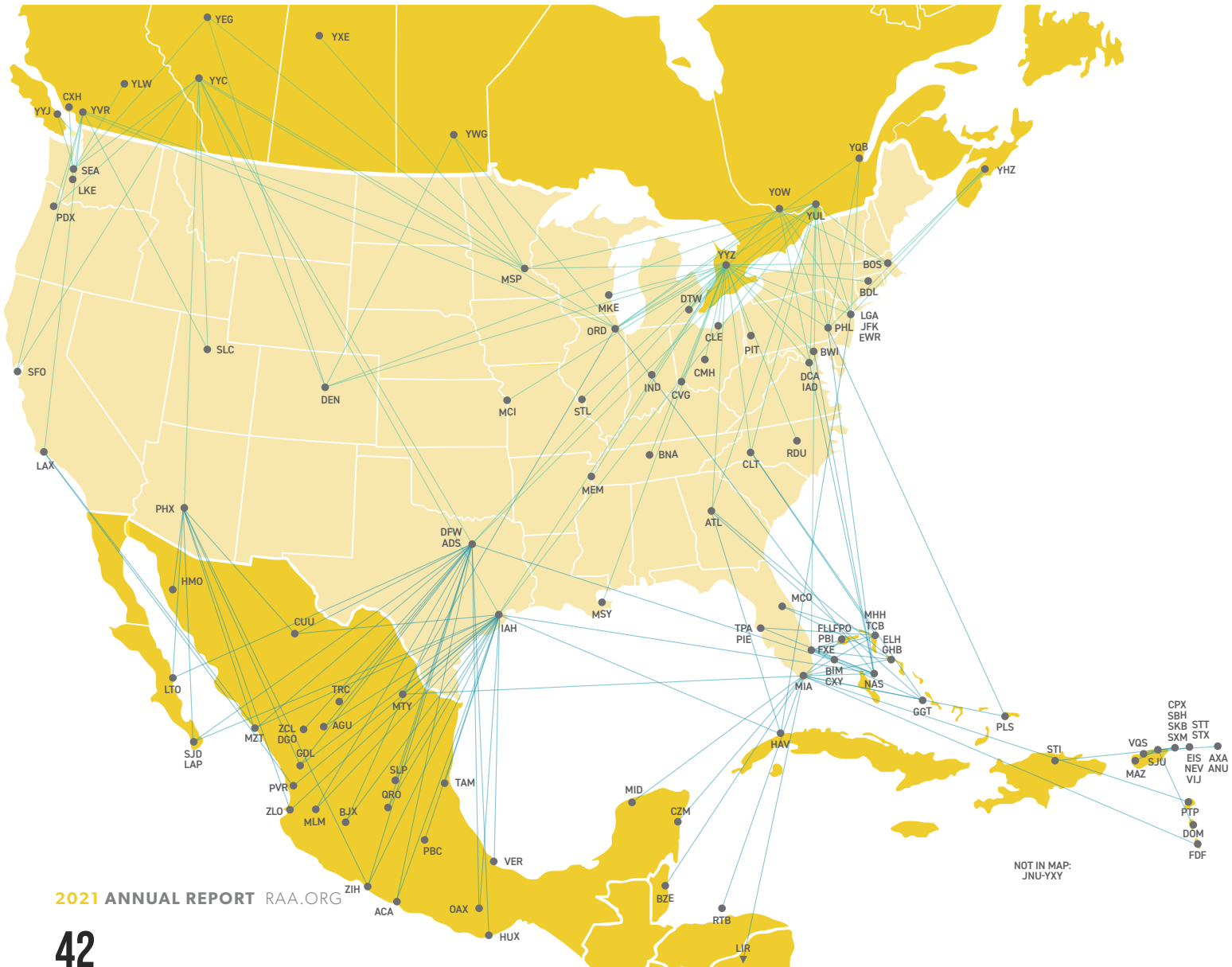


SHORTEST & LONGEST REGIONAL ROUTES (LOWER 48)

	Origin	Destination	Marketing Carrier	Operating Carrier	Aircraft	Distance (NM)	Block Time (min)	# of 2020 Departures	
REGIONAL JET	Shortest Distance	DEC: Decatur, IL	SPI: Springfield, MO	United Airlines	SkyWest Airlines	Canadair Regional Jet	37	31	61
	Shortest Time	DEC: Decatur, IL	SPI: Springfield, MO	United Airlines	SkyWest Airlines	Canadair Regional Jet	37	31	61
	Longest Distance	EUG: Eugene, OR	ORD: Chicago, IL	United Airlines	SkyWest Airlines	Embraer 170	1,542	247	91
	Longest Time	MKE: Milwaukee, WI	SEA: Seattle, WA	Delta Air Lines	SkyWest Airlines	Embraer 170	1,468	301	88
NON-JET	Shortest Distance	ESD: Eastsound, WA	FRD: Friday Harbor, WA	Kenmore Air	Kenmore Air	Cessna Caravan CE-208-B	11	15	765
	Shortest Time	BFI: Boeing Field, WA	PAE: Everett, WA	Kenmore Air	Kenmore Air	Cessna Caravan CE-208-B	23	11	216
	Longest Distance	BIL: Billings, MT	PDX: Portland, OR	Alaska Airlines	Horizon Air	DHVIld-Bombardier DHC8 Dsh 8	588	131	58
	Longest Time	BIL: Billings, MT	SEA: Seattle, WA	Alaska Airlines	Horizon Air	DHVIld-Bombardier DHC8 Dsh 8	574	144	243

Source: Analysis of OAG Schedules Analyser data

REGIONAL AIRLINE TRANSBORDER SERVICE



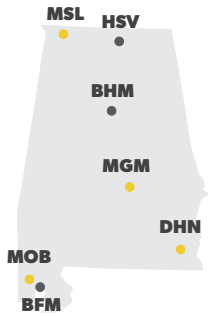
PASSENGER SERVICE IN U.S.

- Regional flights only (95% and above)
- Regional/other flights

State by State Analysis, including Alaska, Hawaii, and Puerto Rico.

*Due to its size, Alaska can be found on its own dedicated page at the end of this section.

Passengers Source: Bureau of Transportation Statistics, Air Carrier Statistics Form 41 Traffic: T-100 Segment (U.S. Carriers Only)
 Departures Source: OAG Schedules Analyser; EAS data published by FAA for April 2020



770,779
 2020 Regional Enplanements
 (66% of industry total)

Code	Airport Name	% Pax.	% Depts.
BFM	Mobile	0%	0%
BHM	Birmingham	46%	63%
DHN	Dothan	100%	100%
HSV	Huntsville	81%	89%

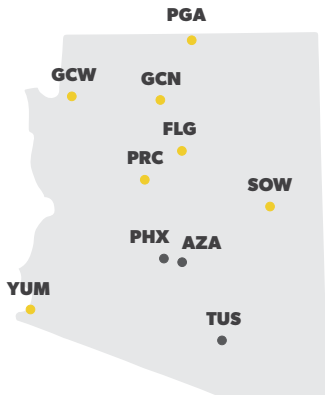
Code	Airport Name	% Pax.	% Depts.
MGM	Montgomery	100%	100%
MOB	Mobile	95%	98%
MSL	Muscle Shoals/Florence	100%	100%

EAS Community	Annual Contract Subsidy Rates 7/1/21	EAS Carrier	Start	Expiration	Order	Hub(s) Served
Muscle Shoals	\$2,992,475	Boutique Air	03/01/18	02/28/22	2017-11-9	ATL/PNS

1,175,904
 2020 Industry Wide Enplanements

24,456
 2020 Regional Departures
 (81% of industry total)

30,259
 2020 Industry Wide Departures



1,518,929
 2020 Regional Enplanements
 (13% of industry total)

Code	Airport Name	% Pax.	% Depts.
AZA	Phoenix	0%	0%
FLG	Flagstaff	100%	100%
GCN	Grand Canyon	100%	100%
GCW	Grand Canyon West	100%	100%
PGA	Page	100%	100%

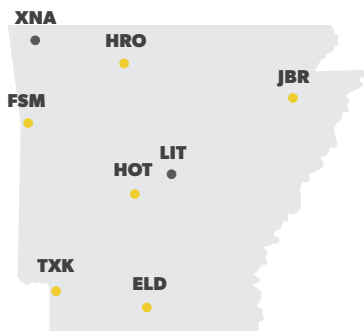
Code	Airport Name	% Pax.	% Depts.
PHX	Phoenix	11%	24%
PRC	Prescott	100%	100%
SOW	Show Low	100%	100%
TUS	Tucson	33%	52%
YUM	Yuma	100%	100%

EAS Community	Annual Contract Subsidy Rates 7/1/21	EAS Carrier	Start	Expiration	Order	Hub(s) Served
Page	\$3,949,920	AEAS/Contour	10/01/20	09/30/22	2020-9-18	LAS/PHX
Prescott	\$3,209,101	SkyWest	09/01/20	08/31/23	2020-7-2	DEN/LAX
Show Low	\$1,740,867	Boutique Air	07/01/18	06/30/22	2018-5-5	PHX

11,962,091
 2020 Industry Wide Enplanements

48,116
 2020 Regional Departures
 (29% of industry total)

168,761
 2020 Industry Wide Departures



608,938
 2020 Regional Enplanements
 (69% of industry total)

Code	Airport Name	% Pax.	% Depts.
ELD	El Dorado	100%	100%
FSM	Fort Smith	100%	100%
HOT	Hot Springs	100%	100%
HRO	Harrison	100%	100%

Code	Airport Name	% Pax.	% Depts.
JBR	Jonesboro	100%	100%
LIT	Little Rock	56%	71%
TXK	Texarkana	100%	100%
XNA	Fayetteville/Springdale	81%	91%

EAS Community	Annual Contract Subsidy Rates 7/1/21	EAS Carrier	Start	Expiration	Order	Hub(s) Served
El Dorado/Camden	\$2,605,680	Southern	03/01/21	02/28/23	2021-2-2	DFW/MEM
Harrison	\$2,891,294	Southern	03/01/21	02/28/23	2021-2-2	DFW
Hot Springs	\$2,719,768	Southern	03/01/21	02/28/23	2021-2-2	DFW
Jonesboro	\$2,020,538	Air Choice One	03/01/18	02/28/22	2017-11-22	STL

884,733
 2020 Industry Wide Enplanements

22,647
 2020 Regional Departures
 (85% of industry total)

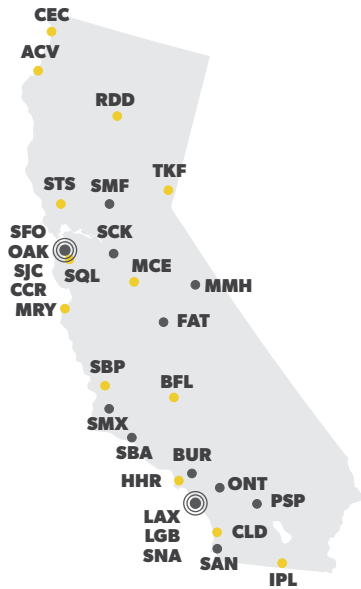
26,634
 2020 Industry Wide Departures

ALABAMA
 ARIZONA
 ARKANSAS

PASSENGER SERVICE IN U.S.

- Regional flights only (95% and above)
- Regional/other flights

CALIFORNIA



Code	Airport Name	% Pax.	% Depts.
ACV	Arcata/Eureka	100%	100%
BFL	Bakersfield	100%	100%
BUR	Burbank	13%	19%
CCR	Concord	0%	0%
CEC	Crescent City	100%	100%
CLD	San Diego	100%	100%
FAT	Fresno	62%	76%
HHR	Hawthorne	100%	100%
IPL	Imperial/EI Centro	100%	100%
LAX	Los Angeles	10%	23%
LGB	Long Beach	12%	18%
MCE	Merced	100%	100%
MMH	Mammoth Lakes	65%	73%
MRY	Monterey/Carmel	92%	95%
OAK	Oakland	3%	6%

Code	Airport Name	% Pax.	% Depts.
ONT	Los Angeles	12%	20%
PSP	Palm Springs	38%	59%
RDD	Redding	100%	100%
SAN	San Diego	8%	15%
SBA	Santa Barbara	84%	91%
SBP	San Luis Obispo	100%	100%
SCK	Stockton	7%	25%
SFO	San Francisco	17%	32%
SJC	San Jose	13%	21%
SMF	Sacramento	11%	20%
SMX	Santa Maria	0%	0%
SNA	Santa Ana	11%	20%
SQL	San Carlos	100%	100%
STS	Santa Rosa	100%	100%
TKF	Truckee	100%	100%

EAS Community	Annual Contract Subsidy Rates 7/1/21	EAS Carrier	Start	Expiration	Order	Hub(s) Served
Crescent City	\$3,564,794	AEAS/Contour	10/01/20	09/30/24	2020-9-2	OAK
El Centro	\$2,488,824	Mokulele	05/01/18	04/30/22	2018-3-6	LAX
Merced	\$3,381,242	Boutique Air	08/01/17	07/31/21	2019-4-24	LAX/SMF

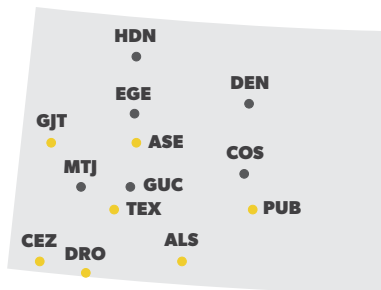
4,988,036
2020 Regional Enplanements
(14% of industry total)

36,448,256
2020 Industry Wide Enplanements

148,417
2020 Regional Departures
(26% of industry total)

561,656
2020 Industry Wide Departures

COLORADO



Code	Airport Name	% Pax.	% Depts.
ALS	Alamosa	100%	100%
ASE	Aspen	100%	100%
CEZ	Cortez	100%	100%
COS	Colorado Springs	48%	71%
DEN	Denver	13%	33%
DRO	Durango	100%	100%
EGE	Vail	22%	42%

Code	Airport Name	% Pax.	% Depts.
GJT	Grand Junction	90%	95%
GUC	Gunnison	68%	85%
HDN	Hayden	48%	71%
MTJ	Montrose	70%	81%
PUB	Pueblo	100%	100%
TEX	Telluride	100%	100%

EAS Community	Annual Contract Subsidy Rates 7/1/21	EAS Carrier	Start	Expiration	Order	Hub(s) Served
Alamosa	\$3,505,574	SkyWest	10/01/20	09/30/22	2020-7-18	DEN
Cortez	\$3,760,925	Boutique Air	10/01/18	09/30/22	2018-8-1	DEN/PHX
Pueblo	\$2,784,664	SkyWest	12/01/19	11/30/22	2019-11-21	DEN

2,956,944
2020 Regional Enplanements
(17% of industry total)

17,394,402
2020 Industry Wide Enplanements

98,744
2020 Regional Departures
(39% of industry total)

251,074
2020 Industry Wide Departures

The New Standard in Pitot Tube Protection

PitotShield V2™ SmartCover™



Breakthrough Additive Manufacturing Technology
Eliminates Costly Maintenance Errors that Result in Pitot Tube Damage

FAIL-SAFE Auto-releases 2 to 5 minutes after pitot heat activation

HEAT-RESISTANT Made specifically for auto-heated pitot tubes

UNIVERSAL PROTECTION One size fits nearly every TURBINE aircraft



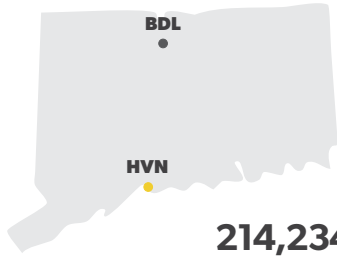
SCAN
To Instantly View PitotShield V2™
Auto-Release

**DeGROFF
AVIATION
TECHNOLOGIES**
degroffaviation.com



PASSENGER SERVICE IN U.S.

- Regional flights only (95% and above)
- Regional/other flights



214,234
2020 Regional Enplanements
(19% of industry total)

Code	Airport Name	% Pax.	% Depts.
BDL	Hartford	18%	33%

1,155,640
2020 Industry Wide Enplanements

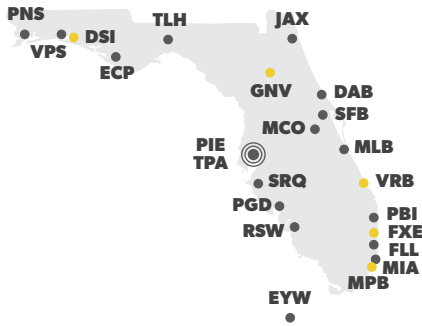
6,189
2020 Regional Departures
(34% of industry total)

Code	Airport Name	% Pax.	% Depts.
HVN	New Haven	100%	100%

18,015
2020 Industry Wide Departures



No scheduled passenger air service in Delaware in 2020.



2,487,093
2020 Regional Enplanements
(6% of industry total)

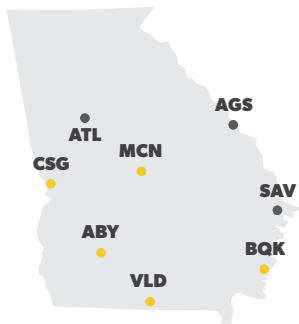
Code	Airport Name	% Pax.	% Depts.
DAB	Daytona Beach	37%	45%
DSI	Destin/Ft Walton Beach	100%	100%
ECP	Panama City	27%	37%
EYW	Key West	64%	85%
FLL	Fort Lauderdale	1%	10%
FXE	Fort Lauderdale	100%	100%
GNV	Gainesville	95%	97%
JAX	Jacksonville	22%	34%
MCO	Orlando	0%	4%
MIA	Miami	9%	20%
MLB	Melbourne	39%	49%
MPB	Miami Seaplane Base	100%	100%

40,542,657
2020 Industry Wide Enplanements

84,063
2020 Regional Departures
(17% of industry total)

Code	Airport Name	% Pax.	% Depts.
PBI	West Palm Beach	2%	8%
PGD	Punta Gorda	0%	0%
PIE	Tampa	0%	0%
PNS	Pensacola	44%	65%
RSW	Fort Myers	2%	5%
SFB	Orlando	0%	0%
SRQ	Sarasota/Bradenton	23%	36%
TLH	Tallahassee	85%	93%
TPA	Tampa	2%	11%
VPS	Destin/Ft Walton Beach	32%	45%
VRB	Vero Beach	100%	100%

493,588
2020 Industry Wide Departures



2,512,939
2020 Regional Enplanements
(12% of industry total)

Code	Airport Name	% Pax.	% Depts.
ABY	Albany	100%	100%
AGS	Augusta	90%	94%
ATL	Atlanta	10%	22%
BQK	Brunswick	100%	100%

21,248,749
2020 Industry Wide Enplanements

75,940
2020 Regional Departures
(26% of industry total)

Code	Airport Name	% Pax.	% Depts.
CSG	Columbus	100%	100%
MCN	Macon	100%	100%
SAV	Savannah	46%	57%
VLD	Valdosta	100%	100%

EAS Community	Annual Contract Subsidy Rates 7/1/21	EAS Carrier	Start	Expiration	Order	Hub(s) Served
Macon	\$4,687,979	AEAS/Contour	08/01/19	09/30/23	2019-4-9	BWI

293,682
2020 Industry Wide Departures

CONNECTICUT

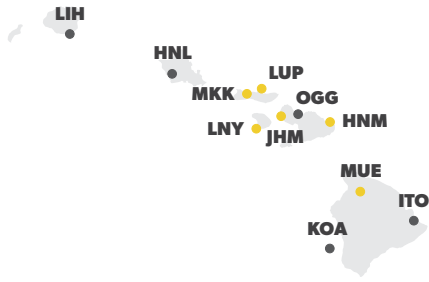
FLORIDA

GEORGIA

PASSENGER SERVICE IN U.S.

- Regional flights only (95% and above)
- Regional/other flights

HAWAII



Code	Airport Name	% Pax.	% Depts.
HNL	Honolulu	2%	18%
HNM	Hana	100%	100%
ITO	Hilo	0%	0%
JHM	Kapalua	100%	100%
KOA	Kona	1%	23%
LIH	Lihue	0%	0%

Code	Airport Name	% Pax.	% Depts.
LNY	Lanai City	100%	100%
LUP	Kalaupapa	100%	100%
MKK	Hoolehua	100%	100%
MUE	Kamuela	100%	100%
OGG	Kahului	2%	37%

EAS Community	Annual Contract Subsidy Rates 7/1/21	EAS Carrier	Start	Expiration	Order	Hub(s) Served
Hana	\$163,601	Mokulele	02/01/20	01/31/24	2020-2-3	OGG
Kalaupapa	\$1,482,660	Mokulele	04/22/21	04/30/25	2021-4-16	HNL/MKK
Kamuela	\$790,715	Mokulele	07/01/21	06/30/25	2021-5-11	OGG

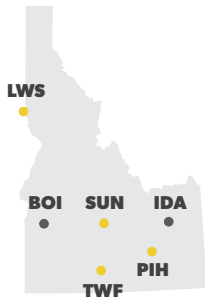
119,926
2020 Regional Enplanements
(2% of industry total)

5,228,466
2020 Industry Wide Enplanements

45,551
2020 Regional Departures
(30% of industry total)

150,644
2020 Industry Wide Departures

IDAHO



Code	Airport Name	% Pax.	% Depts.
BOI	Boise	50%	68%
IDA	Idaho Falls	71%	88%
LWS	Lewiston	100%	100%
PIH	Pocatello	100%	100%

Code	Airport Name	% Pax.	% Depts.
SMN	Salmon	100%	100%
SUN	Hailey/Sun Valley	100%	100%
TWF	Twin Falls	100%	100%

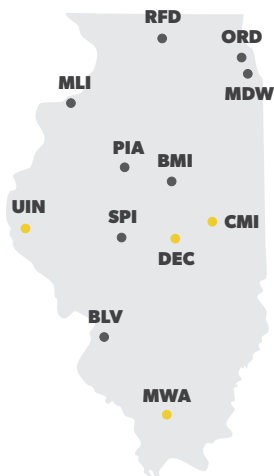
679,405
2020 Regional Enplanements
(56% of industry total)

1,203,329
2020 Industry Wide Enplanements

19,855
2020 Regional Departures
(74% of industry total)

26,721
2020 Industry Wide Departures

ILLINOIS



Code	Airport Name	% Pax.	% Depts.
BLV	Belleville	0%	0%
BMI	Bloomington/Normal	62%	83%
CMI	Champaign/Urbana	100%	100%
DEC	Decatur	100%	100%
MDW	Chicago	1%	1%
MLI	Moline	75%	90%

Code	Airport Name	% Pax.	% Depts.
MWA	Marion	100%	100%
ORD	Chicago	34%	62%
PIA	Peoria	55%	81%
RFD	Chicago	0%	0%
SPI	Springfield	60%	90%
UIN	Quincy	100%	100%

EAS Community	Annual Contract Subsidy Rates 7/1/21	EAS Carrier	Start	Expiration	Order	Hub(s) Served
Decatur	\$2,993,168	SkyWest	03/05/20	01/31/22	2019-12-4	ORD
Marion/Herrin	\$3,021,337	Cape Air	12/01/19	11/30/23	2019-10-13	BNA/STL
Quincy/Hannibal, MO	\$3,151,536	Cape Air	01/07/20	11/30/21	2019-10-13	ORD/STL

4,934,139
2020 Regional Enplanements
(27% of industry total)

18,505,570
2020 Industry Wide Enplanements

195,113
2020 Regional Departures
(54% of industry total)

195,113
2020 Industry Wide Departures



923,112
2020 Regional Enplanements
(37% of industry total)

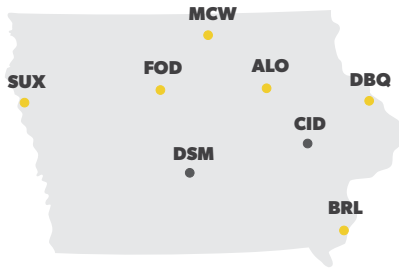
Code	Airport Name	% Pax.	% Depts.
EVV	Evansville	89%	96%
FWA	Fort Wayne	67%	88%

923,112
2020 Industry Wide Enplanements

28,424
2020 Regional Departures
(59% of industry total)

Code	Airport Name	% Pax.	% Depts.
IND	Indianapolis	28%	45%
SBN	South Bend	67%	87%

48,135
2020 Industry Wide Departures



557,132
2020 Regional Enplanements
(56% of industry total)

Code	Airport Name	% Pax.	% Depts.
ALO	Waterloo	100%	100%
BRL	Burlington	100%	100%
CID	Cedar Rapids	62%	83%
DBQ	Dubuque	100%	100%

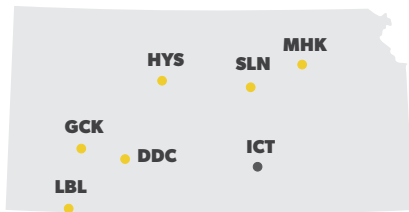
986,923
2020 Industry Wide Enplanements

23,034
2020 Regional Departures
(81% of industry total)

Code	Airport Name	% Pax.	% Depts.
DSM	Des Moines	51%	72%
FOD	Fort Dodge	100%	100%
MCW	Mason City	100%	100%
SUX	Sioux City	100%	100%

28,343
2020 Industry Wide Departures

EAS Community	Annual Contract Subsidy Rates 7/1/21	EAS Carrier	Start	Expiration	Order	Hub(s) Served
Burlington	\$2,415,564	Air Choice One	02/01/18	01/31/22	2017-12-20	ORD/STL
Fort Dodge	\$3,071,656	SkyWest	03/01/21	02/29/24	2020-12-12	ORD
Mason City	\$3,006,057	SkyWest	03/01/21	02/29/24	2020-12-12	ORD
Sioux City	\$1,479,891	SkyWest	04/01/21	03/31/24	2021-3-1	DEN/ORD
Waterloo	\$1,659,159	American	05/01/20	04/30/22	2020-2-10	ORD



279,594
2020 Regional Enplanements
(61% of industry total)

Code	Airport Name	% Pax.	% Depts.
DDC	Dodge City	100%	100%
GCK	Garden City	100%	100%
HYS	Hays	100%	100%
ICT	Wichita	54%	70%

461,318
2020 Industry Wide Enplanements

11,078
2020 Regional Departures
(80% of industry total)

Code	Airport Name	% Pax.	% Depts.
LBL	Liberal	100%	100%
MHK	Manhattan	100%	100%
SLN	Salina	100%	100%

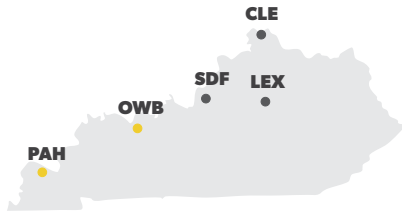
13,882
2020 Industry Wide Departures

EAS Community	Annual Contract Subsidy Rates 7/1/21	EAS Carrier	Start	Expiration	Order	Hub(s) Served
Dodge City	\$3,774,652	SkyWest	02/13/20	01/31/23	2019-12-9	DEN
Garden City	\$772,065	American	08/01/20	07/31/22	2020-6-11	DFW
Hays	\$3,123,573	SkyWest	08/01/18	07/31/21	2018-5-13	DEN
Liberal/Guymon, OK	\$3,788,409	SkyWest	02/01/20	01/31/23	2019-12-9	DEN
Salina	\$3,310,166	SkyWest	04/01/20	03/31/23	2020-1-15	DEN/ORD

PASSENGER SERVICE IN U.S.

- Regional flights only (95% and above)
- Regional/other flights

KENTUCKY



Code	Airport Name	% Pax.	% Depts.
CVG	Cincinnati	34%	58%
LEX	Lexington	74%	89%
OWB	Owensboro	25%	96%

Code	Airport Name	% Pax.	% Depts.
PAH	Paducah	100%	100%
SDF	Louisville	48%	67%

EAS Community	Annual Contract Subsidy Rates 7/1/21	EAS Carrier	Start	Expiration	Order	Hub(s) Served
Owensboro	\$2,099,549	Cape Air	01/01/20	12/31/21	2019-10-14	BNA/STL
Paducah	\$3,117,436	SkyWest	02/01/20	01/31/23	2020-2-1	ORD

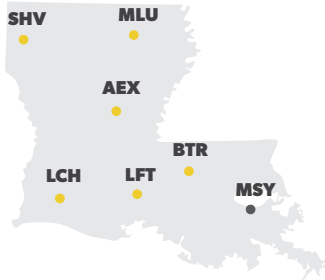
1,192,666
2020 Regional Enplanements
(42% of industry total)

2,816,604
2020 Industry Wide Enplanements

22,039
2020 Regional Departures
(76% of industry total)

28,930
2020 Industry Wide Departures

LOUISIANA



Code	Airport Name	% Pax.	% Depts.
AEX	Alexandria	100%	100%
BTR	Baton Rouge	100%	100%
LCH	Lake Charles	100%	100%
LFT	Lafayette Regional Apt	95%	97%

Code	Airport Name	% Pax.	% Depts.
MLU	Monroe	100%	100%
MSY	New Orleans	7%	12%
SHV	Shreveport	92%	96%

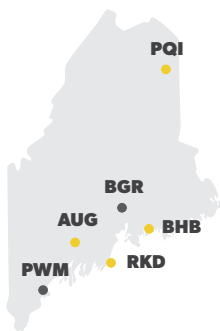
747,531
2020 Regional Enplanements
(23% of industry total)

3,230,573
2020 Industry Wide Enplanements

23,133
2020 Regional Departures
(43% of industry total)

54,138
2020 Industry Wide Departures

MAINE



Code	Airport Name	% Pax.	% Depts.
AUG	Augusta	100%	100%
BGR	Bangor	75%	88%
BHB	Bar Harbor	100%	100%

Code	Airport Name	% Pax.	% Depts.
PQI	Presque Isle	100%	100%
PWM	Portland	55%	75%
RKD	Rockland	100%	100%

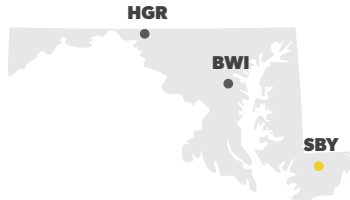
EAS Community	Annual Contract Subsidy Rates 7/1/21	EAS Carrier	Start	Expiration	Order	Hub(s) Served
Augusta/Waterville	\$2,152,177	Cape Air	11/01/18	10/31/22	2018-9-4	BOS
Bar Harbor	\$3,396,988	Cape Air	10/15/20	10/14/24	2020-9-22	BOS
Presque Isle/Houlton	\$6,838,045	United	07/01/20	06/30/22	2020-5-10	EWR
Rockland	\$2,399,125	Cape Air	11/01/18	10/31/22	2018-9-4	BOS

318,848
2020 Regional Enplanements
(60% of industry total)

527,029
2020 Industry Wide Enplanements

17,200
2020 Regional Departures
(87% of industry total)

19,808
2020 Industry Wide Departures



157,632
2020 Regional Enplanements
(3% of industry total)

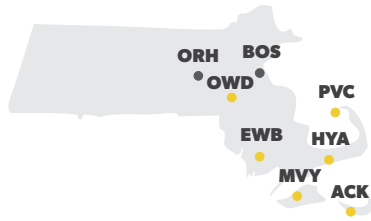
Code	Airport Name	% Pax.	% Depts.
BWI	Baltimore	2%	10%
HGR	Hagerstown	0%	0%

5,531,449
2020 Industry Wide Enplanements

8,914
2020 Regional Departures
(11% of industry total)

Code	Airport Name	% Pax.	% Depts.
SBY	Salisbury/Ocean City	100%	100%

80,420
2020 Industry Wide Departures



411,777
2020 Regional Enplanements
(7% of industry total)

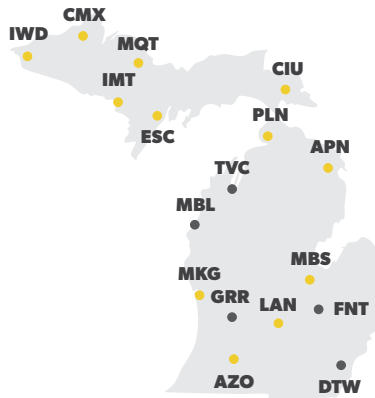
Code	Airport Name	% Pax.	% Depts.
ACK	Nantucket	82%	98%
BOS	Boston	6%	31%
EWB	New Bedford/Fall River	100%	100%
HYA	Hyannis	96%	100%

5,616,520
2020 Industry Wide Enplanements

65,208
2020 Regional Departures
(42% of industry total)

Code	Airport Name	% Pax.	% Depts.
MVY	Martha's Vineyard	73%	97%
ORH	Worcester	25%	55%
OWD	Norwood	100%	100%
PVC	Provincetown	100%	100%

155,224
2020 Industry Wide Departures



2,697,612
2020 Regional Enplanements
(33% of industry total)

Code	Airport Name	% Pax.	% Depts.
APN	Alpena	100%	100%
AZO	Kalamazoo/Battle Creek	100%	100%
CIU	Sault Ste Marie	100%	100%
CMX	Hancock	100%	100%
DTW	Detroit	29%	54%
ESC	Escanaba	100%	100%
FNT	Flint	46%	72%
GRR	Grand Rapids	35%	58%
IMT	Iron Mountain/Kingsfd.	100%	100%

8,209,688
2020 Industry Wide Enplanements

92,282
2020 Regional Departures
(60% of industry total)

Code	Airport Name	% Pax.	% Depts.
IWD	Ironwood	100%	100%
LAN	Lansing	100%	100%
MBL	Manistee	50%	54%
MBS	Saginaw/Midland/Bay C.	100%	100%
MKG	Muskegon	100%	100%
MQT	Marquette	100%	100%
PLN	Pellston	100%	100%
TVC	Traverse City	78%	91%

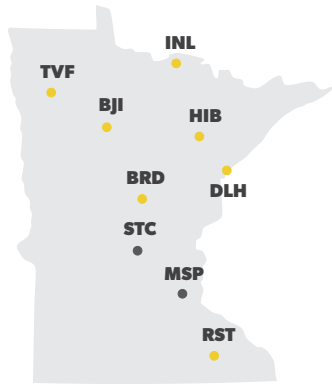
154,759
2020 Industry Wide Departures

EAS Community	Annual Contract Subsidy Rates 7/1/21	EAS Carrier	Start	Expiration	Order	Hub(s) Served
Alpena	\$3,779,500	SkyWest	10/01/20	09/30/22	2020-6-20	DTW
Escanaba	\$3,184,053	SkyWest	01/01/21	12/31/23	2020-12-13	DTW/MSP
Hancock/Houghton	\$2,204,520	SkyWest	02/01/20	01/31/23	2020-2-1	ORD
Iron Mountain/Kingsford	\$3,868,146	SkyWest	02/01/21	01/31/24	2020-12-14	DTW/MSP
Ironwood/Ashland, WI	\$3,593,464	Boutique Air	08/01/20	07/31/22	2020-4-5	MSP/ORD
Manistee/Ludington	\$3,683,643	Cape Air	10/01/20	09/30/22	2020-7-4	ORD
Muskegon	\$3,174,790	SkyWest	02/01/20	01/31/23	2020-2-1	ORD
Pellston	\$1,724,962	SkyWest	02/01/20	01/31/22	2020-1-11	DTW
Sault Ste. Marie	\$3,423,267	SkyWest	02/01/21	01/31/24	2020-12-14	DTW/MSP

PASSENGER SERVICE IN U.S.

- Regional flights only (95% and above)
- Regional/other flights

MINNESOTA



Code	Airport Name	% Pax.	% Depts.
BJI	Bemidji	100%	100%
BRD	Brainerd	100%	100%
DLH	Duluth	89%	95%
HIB	Hibbing/Chisholm	100%	100%
INL	International Falls	100%	100%

Code	Airport Name	% Pax.	% Depts.
MSP	Minneapolis/St Paul	24%	47%
RST	Rochester	100%	100%
STC	St Cloud	0%	0%
TVF	Thief River Falls	100%	100%

EAS Community	Annual Contract Subsidy Rates 7/1/21	EAS Carrier	Start	Expiration	Order	Hub(s) Served
Bemidji	\$1,344,499	SkyWest	03/01/20	02/28/22	2020-1-13	MSP
Brainerd	\$2,043,505	SkyWest	02/01/21	01/31/24	2020-12-14	MSP
Chisholm/Hibbing	\$2,463,352	SkyWest	06/01/20	05/31/22	2020-2-11	MSP
International Falls	\$3,388,905	SkyWest	02/01/21	01/31/24	2020-12-14	MSP
Thief River Falls	\$4,035,647	Key Lime Air/DAC	06/01/20	05/31/22	2020-2-21	MSP

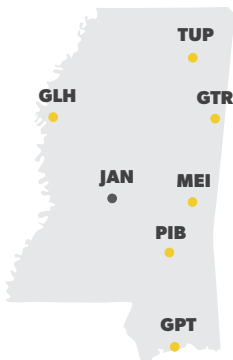
1,847,294
2020 Regional Enplanements
(26% of industry total)

7,223,443
2020 Industry Wide Enplanements

62,544
2020 Regional Departures
(51% of industry total)

122,950
2020 Industry Wide Departures

MISSISSIPPI



Code	Airport Name	% Pax.	% Depts.
GLH	Greenville	100%	100%
GPT	Gulfport/Biloxi	93%	96%
GTR	Columbus	100%	100%
JAN	Jackson	83%	88%

Code	Airport Name	% Pax.	% Depts.
MEI	Meridian	100%	100%
PIB	Hattiesburg/Laurel	100%	100%
TUP	Tupelo	100%	100%

EAS Community	Annual Contract Subsidy Rates 7/1/21	EAS Carrier	Start	Expiration	Order	Hub(s) Served
Greenville	\$2,933,615	Boutique Air	10/01/17	09/30/21	2017-6-23	BNA/DFW
Laurel/Hattiesburg	\$3,648,856	SkyWest	11/01/20	10/31/23	2020-9-25	IAH
Meridian	\$3,322,219	SkyWest	11/01/20	10/31/23	2020-9-25	IAH
Tupelo	\$3,887,625	AEAS/Contour	10/01/20	09/30/22	2020-9-14	BNA

354,753
2020 Regional Enplanements
(89% of industry total)

400,759
2020 Industry Wide Enplanements

12,541
2020 Regional Departures
(94% of industry total)

13,297
2020 Industry Wide Departures



E2 PROFIT HUNTER. A FORCE WITH NATURE

[E2sustainability.com](https://www.embraer.com/sustainability)
#ConnectToOurWorld



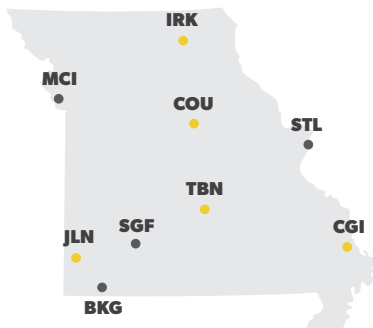
 **EMBRAER**

CHALLENGE.
CREATE.
OUTPERFORM.

PASSENGER SERVICE IN U.S.

- Regional flights only (95% and above)
- Regional/other flights

MISSOURI



Code	Airport Name	% Pax.	% Depts.
BKG	Branson	0%	0%
CGI	Cape Girardeau	100%	100%
COU	Columbia	100%	100%
IRK	Kirkville	100%	100%
JLN	Joplin	100%	100%

Code	Airport Name	% Pax.	% Depts.
MCI	Kansas City	20%	34%
SGF	Springfield	76%	91%
STL	St Louis	13%	38%
TBN	Fort Leonard Wood	100%	100%

EAS Community	Annual Contract Subsidy Rates 7/1/21	EAS Carrier	Start	Expiration	Order	Hub(s) Served
Cape Girardeau/Sikeston	\$3,371,863	SkyWest	12/01/19	11/30/21	2019-10-13	ORD
Fort Leonard Wood	\$3,111,628	AEAS/Contour	02/01/19	09/30/21	2018-12-13	STL
Joplin	\$1,222,934	SkyWest	06/01/21	05/31/24	2021-3-2	DEN/ORD
Kirkville	\$2,270,960	Cape Air	10/01/20	09/30/24	2020-9-3	STL

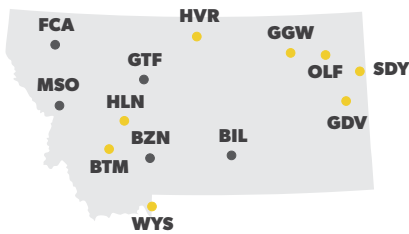
1,164,037
2020 Regional Enplanements
(20% of industry total)

5,723,498
2020 Industry Wide Enplanements

48,868
2020 Regional Departures
(44% of industry total)

111,789
2020 Industry Wide Departures

MONTANA



Code	Airport Name	% Pax.	% Depts.
BIL	Billings	57%	86%
BTM	Butte	100%	100%
BZN	Bozeman	36%	55%
FCA	Kalispell	52%	68%
GDV	Glendive	100%	100%
GGW	Glasgow	100%	100%
GTF	Great Falls	82%	92%

Code	Airport Name	% Pax.	% Depts.
HLN	Helena	100%	100%
HVR	Havre	100%	100%
MSO	Missoula	59%	73%
OLF	Wolf Point	100%	100%
SDY	Sidney	100%	100%
WYS	West Yellowstone	100%	100%

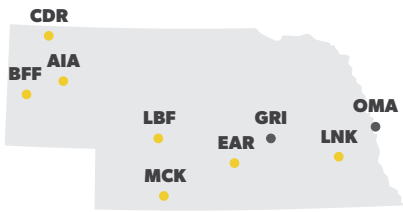
EAS Community	Annual Contract Subsidy Rates 7/1/21	EAS Carrier	Start	Expiration	Order	Hub(s) Served
Butte	\$796,249	SkyWest	01/01/20	12/31/21	2019-12-5	SLC
Glasgow	\$2,201,245	Cape Air	01/01/20	12/31/23	2019-10-11	BIL
Glendive	\$2,377,838	Cape Air	01/01/20	12/31/23	2019-10-11	BIL
Havre	\$2,342,236	Cape Air	01/01/20	12/31/23	2019-10-11	BIL
Sidney	\$4,346,752	Cape Air	01/01/20	12/31/23	2019-10-11	BIL
West Yellowstone	\$1,491,893	SkyWest	05/06/21	10/15/23	2020-3-20	DEN/SLC
Wolf Point	\$2,367,529	Cape Air	01/01/20	12/31/23	2019-10-11	BIL

675,442
2020 Regional Enplanements
(53% of industry total)

1,270,698
2020 Industry Wide Enplanements

28,223
2020 Regional Departures
(79% of industry total)

35,798
2020 Industry Wide Departures



Code	Airport Name	% Pax.	% Depts.
AIA	Alliance	100%	100%
BFF	Scottsbluff	100%	100%
CDR	Chadron	100%	100%
EAR	Kearney	100%	100%
GRI	Grand Island	47%	74%

Code	Airport Name	% Pax.	% Depts.
LBF	North Platte	100%	100%
LNK	Lincoln	100%	100%
MCK	McCook	100%	100%
OMA	Omaha	34%	51%

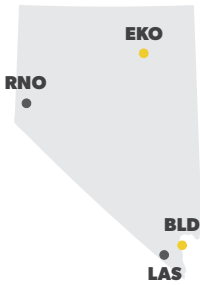
EAS Community	Annual Contract Subsidy Rates 7/1/21	EAS Carrier	Start	Expiration	Order	Hub(s) Served
Alliance	\$2,396,261	KeyLimeAir/DAC	06/01/21	05/31/23	2021-4-5	DEN
Chadron	\$2,737,716	Southern	06/01/21	05/31/23	2021-4-6	DEN
Grand Island	\$1,016,783	American	07/01/21	06/30/23	2021-3-9	DFW
Kearney	\$3,638,264	SkyWest	09/01/20	08/31/23	2020-6-10	DEN/ORD
McCook	\$2,561,939	Boutique Air	06/01/18	05/31/22	2018-5-10	DEN
North Platte	\$3,419,349	SkyWest	02/01/20	01/31/23	2019-10-15	DEN
Scottsbluff	\$2,989,039	SkyWest	02/01/20	01/31/23	2019-10-15	DEN

459,045
2020 Regional Enplanements
(39% of industry total)

1,170,403
2020 Industry Wide Enplanements

17,712
2020 Regional Departures
(65% of industry total)

27,140
2020 Industry Wide Departures



Code	Airport Name	% Pax.	% Depts.
BLD	Boulder City	100%	100%
EKO	Elko	100%	100%

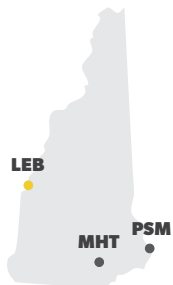
Code	Airport Name	% Pax.	% Depts.
LAS	Las Vegas	2%	4%
RNO	Reno	23%	36%

449,201
2020 Regional Enplanements
(4% of industry total)

11,237,553
2020 Industry Wide Enplanements

11,749
2020 Regional Departures
(8% of industry total)

138,994
2020 Industry Wide Departures



Code	Airport Name	% Pax.	% Depts.
LEB	Lebanon	100%	100%
MHT	Manchester	43%	57%

Code	Airport Name	% Pax.	% Depts.
PSM	Portsmouth	0%	0%

EAS Community	Annual Contract Subsidy Rates 7/1/21	EAS Carrier	Start	Expiration	Order	Hub(s) Served
Lebanon/White River Jct.	\$3,822,730	Cape Air	12/01/18	11/30/22	2018-9-14	BOS/HPN

135,722
2020 Regional Enplanements
(40% of industry total)

338,124
2020 Industry Wide Enplanements

7,183
2020 Regional Departures
(73% of industry total)

9,832
2020 Industry Wide Departures

PASSENGER SERVICE IN U.S.

- Regional flights only (95% and above)
- Regional/other flights



1,075,407
2020 Regional Enplanements
(14% of industry total)

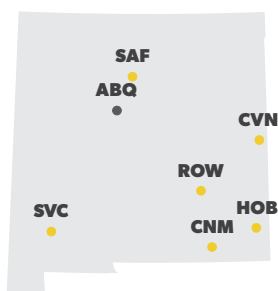
Code	Airport Name	% Pax.	% Depts.
ACY	Atlantic City	0%	0%
EWR	Newark	14%	33%

7,785,776
2020 Industry Wide Enplanements

31,968
2020 Regional Departures
(32% of industry total)

Code	Airport Name	% Pax.	% Depts.
TEB	Teterboro	100%	100%
TTN	Trenton	0%	0%

98,401
2020 Industry Wide Departures



329,048
2020 Regional Enplanements
(33% of industry total)

Code	Airport Name	% Pax.	% Depts.
ABQ	Albuquerque	27%	45%
CNM	Carlsbad	100%	100%
CVN	Clovis	100%	100%
HOB	Hobbs	100%	100%

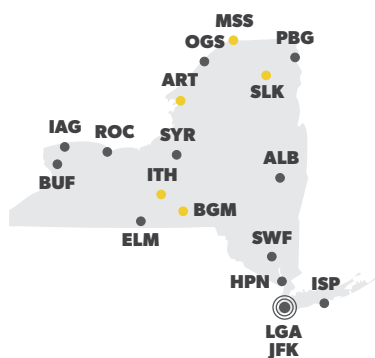
987,638
2020 Industry Wide Enplanements

14,394
2020 Regional Departures
(59% of industry total)

Code	Airport Name	% Pax.	% Depts.
ROW	Roswell	100%	100%
SAF	Santa Fe	100%	100%
SVC	Silver City	100%	100%

24,249
2020 Industry Wide Departures

EAS Community	Annual Contract Subsidy Rates 7/1/21	EAS Carrier	Start	Expiration	Order	Hub(s) Served
Carlsbad	\$3,425,385	Boutique Air	06/01/21	05/31/25	2021-3-11	ABQ/DFW
Clovis	\$4,398,896	KeyLimeAir/DAC	05/01/20	04/30/22	2020-2-2	DEN
Silver City/Hurley/Deming	\$4,466,656	Advanced Air	02/01/21	01/31/23	2021-2-10	ABQ/PHX



2,314,7387
2020 Regional Enplanements
(18% of industry total)

Code	Airport Name	% Pax.	% Depts.
ALB	Albany	34%	56%
ART	Watertown	100%	100%
BGM	Binghamton	100%	100%
BUF	Buffalo	31%	46%
ELM	Elmira/Corning	53%	77%
HPN	White Plains	33%	68%
HTO	East Hampton	100%	100%
IAG	Niagara Falls	0%	0%
ISP	Islip	4%	11%
ITH	Ithaca	100%	100%

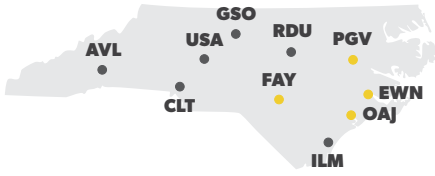
12,690,786
2020 Industry Wide Enplanements

88,119
2020 Regional Departures
(37% of industry total)

Code	Airport Name	% Pax.	% Depts.
JFK	John F. Kennedy Int'l	6%	13%
LGA	New York LaGuardia	23%	46%
MSS	Massena	100%	100%
NYS	New York Skyports SPB	100%	100%
OGS	Ogdensburg	47%	88%
PBG	Plattsburgh	16%	54%
ROC	Rochester	55%	71%
SLK	Saranac Lake	100%	100%
SWF	Newburgh/Poughkeepsie	29%	49%
SYR	Syracuse	47%	66%

236,161
2020 Industry Wide Departures

EAS Community	Annual Contract Subsidy Rates 7/1/21	EAS Carrier	Start	Expiration	Order	Hub(s) Served
Massena	\$3,411,097	Boutique Air	04/01/21	03/31/23	2020-3-21	BWI/BOS
Ogdensburg	\$4,998,862	SkyWest	04/01/21	03/31/24	2021-3-4	IAD
Plattsburgh	\$3,340,136	SkyWest	07/01/20	06/30/22	2020-5-12	IAD
Saranac Lake/Lake Placid	\$2,235,559	Cape Air	03/01/18	02/28/22	2018-1-15	BOS
Watertown (NY)	\$3,588,908	American	02/01/20	01/31/22	2020-1-12	PHL



5,961,181
2020 Regional Enplanements
(36% of industry total)

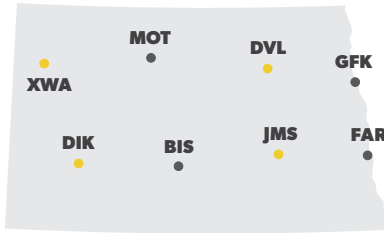
Code	Airport Name	% Pax.	% Depts.
AVL	Asheville/Hendersonville	47%	69%
CLT	Charlotte	36%	56%
EWN	New Bern	100%	100%
FAY	Fayetteville	93%	97%
GSO	Greensboro/High Point	60%	76%

16,630,360
2020 Industry Wide Enplanements

148,773
2020 Regional Departures
(56% of industry total)

Code	Airport Name	% Pax.	% Depts.
ILM	Wilmington	79%	90%
OAJ	Jacksonville	100%	100%
PGV	Greenville	100%	100%
RDU	Raleigh/Durham	20%	36%
USA	Concord	0%	0%

264,018
2020 Industry Wide Departures



393,251
2020 Regional Enplanements
(68% of industry total)

Code	Airport Name	% Pax.	% Depts.
BIS	Bismarck	66%	85%
DIK	Dickinson	100%	100%
DVL	Devils Lake	100%	100%
FAR	Fargo	59%	80%

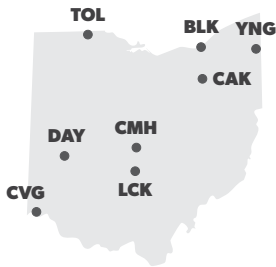
581,316
2020 Industry Wide Enplanements

13,684
2020 Regional Departures
(87% of industry total)

Code	Airport Name	% Pax.	% Depts.
GFK	Grand Forks	72%	86%
JMS	Jamestown	100%	100%
MOT	Minot	71%	88%
XWA	Williston	100%	100%

15,809
2020 Industry Wide Departures

EAS Community	Annual Contract Subsidy Rates 7/1/21	EAS Carrier	Start	Expiration	Order	Hub(s) Served
Devils Lake	\$4,374,843	SkyWest	07/01/20	06/30/23	2020-7-1	DEN
Dickinson	\$2,981,242	United	10/01/20	09/30/22	2020-7-5	DEN
Jamestown (ND)	\$3,100,464	SkyWest	07/01/20	06/30/23	2020-7-1	DEN



1,327,381
2020 Regional Enplanements
(32% of industry total)

Code	Airport Name	% Pax.	% Depts.
BKL	Cleveland	0%	0%
CAK	Akron/Canton	71%	87%
CLE	Cleveland	20%	42%
CMH	Columbus	34%	53%

4,190,967
2020 Industry Wide Enplanements

60,720
2020 Regional Departures
(56% of industry total)

Code	Airport Name	% Pax.	% Depts.
DAY	Dayton	83%	93%
LCK	Columbus	0%	0%
LUK	Cincinnati	0%	0%
TOL	Toledo	45%	74%

109,080
2020 Industry Wide Departures



638,760
2020 Regional Enplanements
(38% of industry total)

Code	Airport Name	% Pax.	% Depts.
LAW	Lawton/Fort Sill	100%	100%
OKC	Oklahoma City	42%	58%

1,661,618
2020 Industry Wide Enplanements

18,039
2020 Regional Departures
(55% of industry total)

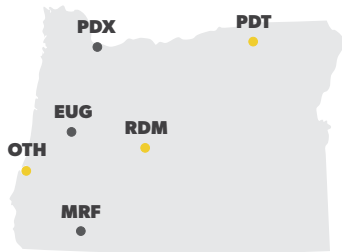
Code	Airport Name	% Pax.	% Depts.
SWO	Stillwater	100%	100%
TUL	Tulsa	30%	46%

32,991
2020 Industry Wide Departures

PASSENGER SERVICE IN U.S.

- Regional flights only (95% and above)
- Regional/other flights

OREGON



Code	Airport Name	% Pax.	% Depts.
EUG	Eugene	80%	91%
MFR	Medford	86%	93%
OTH	North Bend	100%	100%

Code	Airport Name	% Pax.	% Depts.
PDT	Pendleton	100%	100%
PDX	Portland	24%	48%
RDM	Redmond/Bend	95%	98%

EAS Community	Annual Contract Subsidy Rates 7/1/21	EAS Carrier	Start	Expiration	Order	Hub(s) Served
Pendleton	\$2,622,912	Boutique Air	01/01/19	12/31/22	2018-11-4	PDX

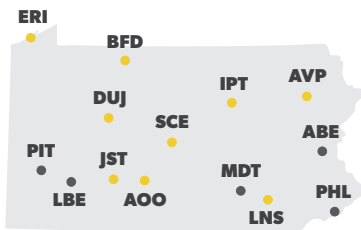
1,463,535
2020 Regional Enplanements
(35% of industry total)

4,151,855
2020 Industry Wide Enplanements

50,834
2020 Regional Departures
(62% of industry total)

81,829
2020 Industry Wide Departures

PENNSYLVANIA



Code	Airport Name	% Pax.	% Depts.
ABE	Allentown/Bethlehem/Easton	48%	72%
AOO	Altoona	100%	100%
AVP	Wilkes-Barre/Scranton	95%	95%
BFD	Bradford	100%	100%
DUJ	DuBois	100%	100%
ERI	Erie	100%	100%
IPT	Williamsport	100%	100%

Code	Airport Name	% Pax.	% Depts.
JST	Johnstown	100%	100%
LBE	Latrobe	0%	0%
LNS	Lancaster	100%	100%
MDT	Harrisburg	62%	81%
PHL	Philadelphia	25%	52%
PIT	Pittsburgh	25%	52%
SCE	State College	87%	94%

EAS Community	Annual Contract Subsidy Rates 7/1/21	EAS Carrier	Start	Expiration	Order	Hub(s) Served
Altoona	\$2,862,610	Boutique Air	01/01/21	12/31/22	2020-9-7	BWI/PIT
Bradford	\$2,483,073	Southern	11/01/20	10/31/22	2020-10-10	IAD/PIT
DuBois	\$3,184,014	Southern	11/01/20	10/31/24	2020-12-3	IAD/PIT
Johnstown	\$3,424,020	SkyWest	12/03/20	10/31/23	2020-9-24	IAD/ORD
Lancaster	\$2,504,174	Southern	11/05/12	12/31/21	2020-12-30	IAD/PIT

2,390,097
2020 Regional Enplanements
(29% of industry total)

8,222,302
2020 Industry Wide Enplanements

93,720
2020 Regional Departures
(58% of industry total)

161,770
2020 Industry Wide Departures

RHODE ISLAND



Code	Airport Name	% Pax.	% Depts.
BID	Block Island	100%	100%
PVD	Providence	24%	41%

Code	Airport Name	% Pax.	% Depts.
WST	Westerly	100%	100%

179,468
2020 Regional Enplanements
(27% of industry total)

666,202
2020 Industry Wide Enplanements

5,968
2020 Regional Departures
(49% of industry total)

12,212
2020 Industry Wide Departures

TAKING BACK THE SKIES

Supporting more than 1,300 aircraft that carry over 100 million passengers annually is not a responsibility we take lightly.

PASSENGER SERVICE IN U.S.

- Regional flights only (95% and above)
- Regional/other flights

SOUTH CAROLINA



1,068,719
2020 Regional Enplanements
(45% of industry total)

2,368,877
2020 Industry Wide Enplanements

29,076
2020 Regional Departures
(61% of industry total)

47,794
2020 Industry Wide Departures

Code	Airport Name	% Pax.	% Depts.
CAE	Columbia	80%	87%
CHS	Charleston	36%	47%
FLO	Florence	100%	100%

Code	Airport Name	% Pax.	% Depts.
GSP	Greenville/Spartanburg	53%	69%
HHH	Hilton Head Island	100%	100%
MYR	Myrtle Beach	27%	42%

SOUTH DAKOTA



343,447
2020 Regional Enplanements
(69% of industry total)

500,071
2020 Industry Wide Enplanements

11,130
2020 Regional Departures
(86% of industry total)

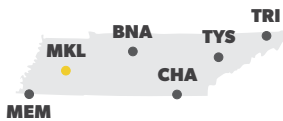
12,916
2020 Industry Wide Departures

Code	Airport Name	% Pax.	% Depts.
ABR	Aberdeen	100%	100%
ATY	Watertown	100%	100%
FSD	Sioux Falls	61%	81%

Code	Airport Name	% Pax.	% Depts.
PIR	Pierre	100%	100%
RAP	Rapid City	76%	88%

EAS Community	Annual Contract Subsidy Rates 7/1/21	EAS Carrier	Start	Expiration	Order	Hub(s) Served
Aberdeen	\$1,298,572	SkyWest	03/01/20	02/28/22	2020-1-13	MSP
Pierre	\$2,364,855	Key Lime Air/DAC	07/01/21	06/30/23	2021-4-7	DEN
Watertown (SD)	\$2,364,855	Key Lime Air/DAC	07/01/21	06/30/23	2021-4-7	DEN/ORD

TENNESSEE



1,454,151
2020 Regional Enplanements
(24% of industry total)

5,997,679
2020 Industry Wide Enplanements

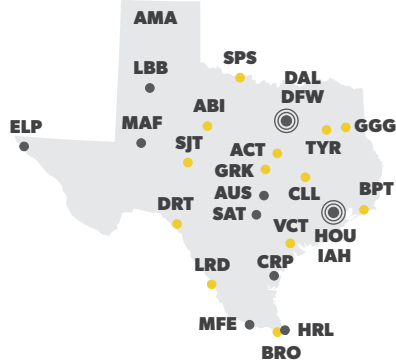
48,640
2020 Regional Departures
(44% of industry total)

109,497
2020 Industry Wide Departures

Code	Airport Name	% Pax.	% Depts.
BNA	Nashville	11%	25%
CHA	Chattanooga	81%	91%
MEM	Memphis	34%	56%

Code	Airport Name	% Pax.	% Depts.
MKL	Jackson	100%	100%
TRI	Bristol/Johnson/Kingsport	82%	92%
TYS	Knoxville	68%	86%

EAS Community	Annual Contract Subsidy Rates 7/1/21	EAS Carrier	Start	Expiration	Order	Hub(s) Served
Jackson	\$1,985,941	Boutique Air	06/01/21	05/31/23	2021-3-19	ATL/STL



Code	Airport Name	% Pax.	% Depts.
ABI	Abilene	100%	100%
ACT	Waco	100%	100%
AMA	Amarillo	53%	72%
AUS	Austin	5%	8%
BPT	Beaumont/Port Arthur	100%	100%
BRO	Brownsville	100%	100%
CLL	College Station	100%	100%
CRP	Corpus Christi	71%	80%
DAL	Dallas	2%	3%
DFW	Dallas	25%	47%
DRT	Del Rio	100%	100%
ELP	El Paso	38%	53%
GGG	Longview	100%	100%

Code	Airport Name	% Pax.	% Depts.
GRK	Killeen/Fort Hood	100%	100%
HOU	Houston	3%	6%
HRL	Harlingen	42%	59%
IAH	Houston	32%	55%
LBB	Lubbock	47%	65%
LRD	Laredo	86%	95%
MAF	Midland	50%	64%
MFE	McAllen/Mission	64%	78%
SAT	San Antonio	12%	19%
SJT	San Angelo	100%	100%
SPS	Wichita Falls	100%	100%
TYR	Tyler	91%	98%
VCT	Victoria	100%	100%

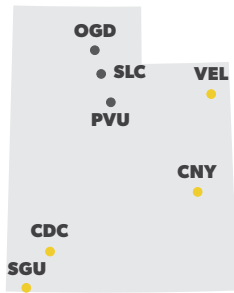
EAS Community	Annual Contract Subsidy Rates 7/1/21	EAS Carrier	Start	Expiration	Order	Hub(s) Served
Victoria	\$3,248,291	SkyWest	11/01/20	10/31/23	2020-9-27	IAH

9,102,481
2020 Regional Enplanements
(22% of industry total)

41,123,656
2020 Industry Wide Enplanements

266,676
2020 Regional Departures
(41% of industry total)

644,566
2020 Industry Wide Departures



Code	Airport Name	% Pax.	% Depts.
CDC	Cedar City	100%	100%
CNY	Moab	100%	100%
OGD	Ogden	0%	0%
PVU	Provo	0%	0%

Code	Airport Name	% Pax.	% Depts.
SGU	St George	100%	100%
SLC	Salt Lake City	24%	43%
VEL	Vernal	100%	100%

EAS Community	Annual Contract Subsidy Rates 7/1/21	EAS Carrier	Start	Expiration	Order	Hub(s) Served
Cedar City	\$2,576,773	SkyWest	01/01/20	12/31/21	2019-6-15	SLC
Moab	\$2,974,268	SkyWest	07/01/20	06/30/22	2020-6-21	DEN/SLC
Vernal	\$3,060,645	SkyWest	07/01/20	06/30/22	2020-6-21	DEN

1,507,557
2020 Regional Enplanements
(24% of industry total)

6,166,327
2020 Industry Wide Enplanements

44,766
2020 Regional Departures
(45% of industry total)

100,152
2020 Industry Wide Departures



Code	Airport Name	% Pax.	% Depts.
BTV	Burlington	83%	89%
MVL	Morrisville/Stowe	100%	100%

Code	Airport Name	% Pax.	% Depts.
RUT	Rutland	100%	100%

EAS Community	Annual Contract Subsidy Rates 7/1/21	EAS Carrier	Start	Expiration	Order	Hub(s) Served
Rutland	\$1,702,873	Cape Air	11/01/19	10/31/21	2019-6-16	BOS

169,399
2020 Regional Enplanements
(84% of industry total)

202,755
2020 Industry Wide Enplanements

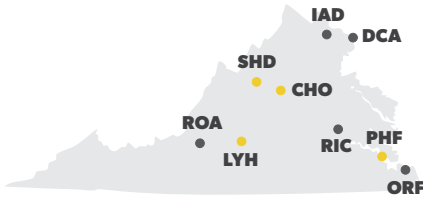
7,465
2020 Regional Departures
(92% of industry total)

8,145
2020 Industry Wide Departures

PASSENGER SERVICE IN U.S.

- Regional flights only (95% and above)
- Regional/other flights

VIRGINIA



Code	Airport Name	% Pax.	% Depts.
CHO	Charlottesville	95%	98%
DCA	Ronald Reagan Washington National	28%	46%
IAD	Washington Dulles International Airport	39%	60%
LYH	Lynchburg	100%	100%

Code	Airport Name	% Pax.	% Depts.
ORF	Norfolk	38%	58%
PHF	NewportNews/Williamsburg	100%	100%
RIC	Richmond	35%	56%
ROA	Roanoke	82%	93%
SHD	Staunton/Waynesborough	100%	100%

EAS Community	Annual Contract Subsidy Rates 7/1/21	EAS Carrier	Start	Expiration	Order	Hub(s) Served
Staunton	\$3,238,406	SkyWest	04/01/20	03/31/23	2020-3-11	IAD/ORD

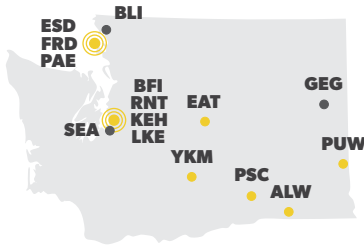
3,266,251
2020 Regional Enplanements
(36% of industry total)

8,948,689
2020 Industry Wide Enplanements

103,482
2020 Regional Departures
(57% of industry total)

182,002
2020 Industry Wide Departures

WASHINGTON



Code	Airport Name	% Pax.	% Depts.
ALW	Walla Walla	100%	100%
BFI	Seattle	100%	100%
BLI	Bellingham	37%	66%
EAT	Wenatchee	100%	100%
ESD	Eastsound	100%	100%
FRD	Friday Harbor	100%	100%
GEG	Spokane	40%	60%
KEH	Kenmore	100%	100%
LKE	Seattle	100%	100%
OTS	Anacortes	100%	100%

Code	Airport Name	% Pax.	% Depts.
PAE	Everett	100%	100%
PSC	Pasco/Kennewick/Richland	85%	95%
PUW	Pullman	100%	100%
RCE	Roche Harbor	100%	100%
RNT	Renton	100%	100%
RSJ	Rosario	100%	100%
SEA	Seattle	21%	40%
WSX	Westsound	100%	100%
YKM	Yakima	100%	100%

2,773,428
2020 Regional Enplanements
(26% of industry total)

10,593,263
2020 Industry Wide Enplanements

96,427
2020 Regional Departures
(49% of industry total)

198,530
2020 Industry Wide Departures

WEST VIRGINIA



Code	Airport Name	% Pax.	% Depts.
BKW	Beckley	100%	100%
CKB	Clarksburg	37%	83%
CRW	Charleston	96%	97%
HTS	Huntington/Ashland KY	21%	55%

Code	Airport Name	% Pax.	% Depts.
LWB	Lewisburg	100%	100%
MGW	Morgantown	100%	100%
PKB	Parkersburg	100%	100%

EAS Community	Annual Contract Subsidy Rates 7/1/21	EAS Carrier	Start	Expiration	Order	Hub(s) Served
Beckley	\$2,827,968	AEAS/Contour	12/01/18	09/30/21	2018-10-8	CLT
Clarksburg/Fairmont	\$2,799,356	SkyWest	11/01/19	10/31/21	2019-10-3	IAD/ORD
Greenbrier/White Sulphur Springs/Lewisburg	\$3,758,289	SkyWest	04/01/20	03/31/23	2021-6-16	IAD/ORD
Morgantown	\$3,146,083	Southern	11/01/20	10/31/24	2020-12-3	IAD/PIT
Parkersburg/Marietta, OH	\$2,134,573	AEAS/Contour	12/01/18	09/30/21	2018-10-8	CLT

121,213
2020 Regional Enplanements
(67% of industry total)

180,684
2020 Industry Wide Enplanements

8,652
2020 Regional Departures
(92% of industry total)

9,356
2020 Industry Wide Departures



951,957
2020 Regional Enplanements
(45% of industry total)

Code	Airport Name	% Pax.	% Depts.
ATW	Appleton	63%	84%
CWA	Wausau	100%	100%
EAU	Eau Claire	100%	100%
GRB	Green Bay	91%	96%

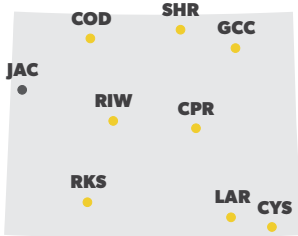
Code	Airport Name	% Pax.	% Depts.
LSE	La Crosse	100%	100%
MKE	Milwaukee	26%	42%
MSN	Madison	65%	83%
RHI	Rhineland	100%	100%

EAS Community	Annual Contract Subsidy Rates 7/1/21	EAS Carrier	Start	Expiration	Order	Hub(s) Served
Eau Claire	\$2,363,769	SkyWest	02/01/20	01/31/23	2020-2-1	ORD
Rhineland	\$2,560,031	SkyWest	02/01/21	01/31/24	2020-12-14	MSP

2,124,540
2020 Industry Wide Enplanements

31,798
2020 Regional Departures
(67% of industry total)

47,407
2020 Industry Wide Departures



158,838
2020 Regional Enplanements
(40% of industry total)

Code	Airport Name	% Pax.	% Depts.
COD	Cody	100%	100%
CPR	Casper	100%	100%
CYS	Cheyenne	100%	100%
GCC	Gillette	100%	100%
JAC	Jackson	13%	25%

Code	Airport Name	% Pax.	% Depts.
LAR	Laramie	100%	100%
RIW	Riverton	100%	100%
RKS	Rock Springs	100%	100%
SHR	Sheridan	100%	100%

EAS Community	Annual Contract Subsidy Rates 7/1/21	EAS Carrier	Start	Expiration	Order	Hub(s) Served
Cody	\$841,000	United	03/01/20	05/31/22	2020-1-14	DEN
Laramie	\$2,215,702	SkyWest	10/01/20	09/30/22	2020-6-18	DEN

400,413
2020 Industry Wide Enplanements

6,271
2020 Regional Departures
(68% of industry total)

9,279
2020 Industry Wide Departures



127,557
2020 Regional Enplanements
(5% of industry total)

Code	Airport Name	% Pax.	% Depts.
BQN	Aguadilla	0%	0%
CPX	Culebra	100%	100%
JRV	Ceiba	100%	100%
MAZ	Mayaguez	100%	100%

Code	Airport Name	% Pax.	% Depts.
PSE	Ponce	0%	0%
SIG	San Juan	100%	100%
SJU	San Juan	3%	66%
VQS	Vieques	100%	100%

EAS Community	Annual Contract Subsidy Rates 7/1/21	EAS Carrier	Start	Expiration	Order	Hub(s) Served
Mayaguez	\$1,693,289	Cape Air	05/01/21	04/30/26	2021-3-22	SJU

2,461,661
2020 Industry Wide Enplanements

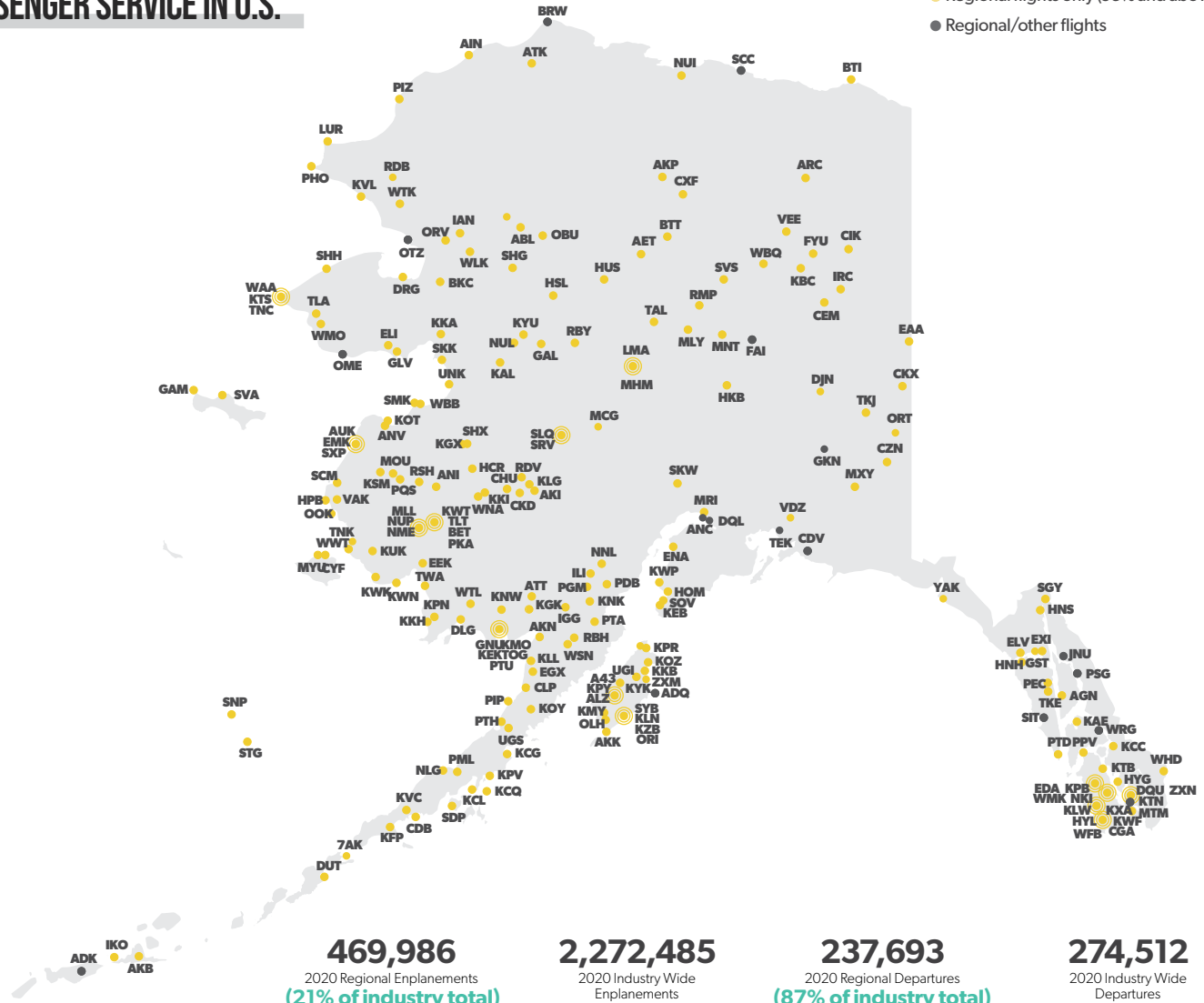
54,284
2020 Regional Departures
(71% of industry total)

76,971
2020 Industry Wide Departures

PASSENGER SERVICE IN U.S.

ALASKA

● Regional flights only (95% and above)
● Regional/other flights



469,986
2020 Regional Enplanements
(21% of industry total)

2,272,485
2020 Industry Wide Enplanements

237,693
2020 Regional Departures
(87% of industry total)

274,512
2020 Industry Wide Departures

Code	Airport Name	% Pax.	% Depts.	Code	Airport Name	% Pax.	% Depts.	Code	Airport Name	% Pax.	% Depts.	Code	Airport Name	% Pax.	% Depts.
7AK	Akun	100%	100%	CDB	Cold Bay	46%	93%	FYU	Fort Yukon	100%	100%	KCG	Chignik	100%	100%
A43	Kodiak Island	100%	100%	CDV	Cordova	0%	0%	GAL	Galena	100%	100%	KCL	Chignik	100%	100%
ABL	Ambler	100%	100%	CEM	Central	100%	100%	GAM	Gambell	100%	100%	KCQ	Chignik	100%	100%
ADK	Adak Island	0%	0%	CGA	Craig	100%	100%	GKN	Gulkana	51%	60%	KEB	Nanwalek	100%	100%
ADQ	Kodiak	13%	88%	CHU	Chuathbaluk	100%	100%	GLV	Golovin	100%	100%	KEK	Ekwok	100%	100%
AET	Allakaket	100%	100%	CIK	Chalkyitsik	100%	100%	GNU	Goodnews Bay	100%	100%	KFP	False Pass	100%	100%
AGN	Angoon	100%	100%	CKD	Crooked Creek	100%	100%	GST	Gustavus	67%	88%	KGK	Koliganek	100%	100%
AIN	Wainwright	100%	100%	CKX	Chicken	100%	100%	HCR	Holy Cross	100%	100%	KGX	Grayling	100%	100%
AKB	Atka	100%	100%	CLP	Clarks Point	100%	100%	HKB	Healy Lake	100%	100%	KKA	Koyuk	100%	100%
AKI	Akiak	100%	100%	CXF	Coldfoot	100%	100%	HNH	Hoonah	100%	100%	KKB	Kitoi Bay	100%	100%
AKK	Akiak	100%	100%	CYF	Chefornak	100%	100%	HNS	Haines	100%	100%	KKH	Kongiganak	100%	100%
AKN	King Salmon	48%	92%	CZJ	Chisana	100%	100%	HOM	Homer	100%	100%	KKI	Akiachak	100%	100%
AKP	Anaktuvuk Pass	100%	100%	DJN	Delta Junction	100%	100%	HPB	Hooper Bay	100%	100%	KLG	Kalskag	100%	100%
ALZ	Alitak	100%	100%	DLG	Dillingham	60%	97%	HSL	Huslia	100%	100%	KLL	Levelock	100%	100%
ANC	Anchorage	7%	41%	DQL	Anchorage	0%	0%	HUS	Hughes	100%	100%	KLN	Larsen Bay	100%	100%
ANI	Aniak	100%	100%	DRG	Deering	100%	100%	HYG	Hydaburg	100%	100%	KLW	Klawock	100%	100%
ANV	Anvik	100%	100%	DUT	Dutch Harbor	100%	100%	HYL	Hollis	100%	100%	KMO	Manokotak	100%	100%
AOS	Amook Bay	100%	100%	EAA	Eagle	100%	100%	IAN	Kiana	100%	100%	KMY	Moser Bay	100%	100%
ARC	Arctic Village	100%	100%	EDA	Edna Bay	100%	100%	IGG	Igiugig	100%	100%	KNK	Kokhanok	100%	100%
ATK	Atkasuk	100%	100%	EEK	Eek	100%	100%	IKO	Nikolski	100%	100%	KNW	New Stuyahok	100%	100%
ATT	Atmautluak	100%	100%	EGX	Egegik	100%	100%	ILI	Iliamna	100%	100%	KOT	Kotlik	100%	100%
AUK	Alakanuk	100%	100%	ELI	Elim	100%	100%	IRC	Circle	100%	100%	KOY	Olga Bay	100%	100%
BET	Bethel	48%	97%	ELV	Elfin Cove	100%	100%	JNU	Juneau	9%	69%	KOZ	Ouzinkie	100%	100%
BKC	Buckland	100%	100%	EMK	Emmonak	100%	100%	KAE	Kake	100%	100%	KPB	Point Baker	100%	100%
BRW	Barrow	16%	79%	ENA	Kenai	100%	100%	KAL	Kaltag	100%	100%	KPN	Kipnuk	100%	100%
BTI	Barter Island	100%	100%	EXI	Excursion Inlet	100%	100%	KBC	Birch Creek	100%	100%	KPR	Port Williams	100%	100%
BTT	Bettles	100%	100%	FAI	Fairbanks	15%	73%	KCC	Coffman Cove	100%	100%	KPV	Perryville	100%	100%

Code	Airport Name	% Pax.	% Depts.	Code	Airport Name	% Pax.	% Depts.	Code	Airport Name	% Pax.	% Depts.	Code	Airport Name	% Pax.	% Depts.
KPY	Port Bailey	100%	100%	NKI	Naukiti Bay	100%	100%	RBY	Ruby	100%	100%	TLA	Teller	100%	100%
KQA	Akutan	100%	100%	NLG	Nelson Lagoon	100%	100%	RDB	Red Dog	0%	0%	TLT	Tuluksak	100%	100%
KSM	St Mary's	100%	100%	NME	Nightmute	100%	100%	RDV	Red Devil	100%	100%	TNC	Tin City	100%	100%
KTB	Thorne Bay	100%	100%	NNL	Nondalton	100%	100%	RMP	Rampart	100%	100%	TNK	Tununak	100%	100%
KTN	Ketchikan	11%	59%	NUI	Nuiqsut	100%	100%	RSH	Russian Mission	100%	100%	TOG	Tojiak	100%	100%
KTS	Brevig Mission	100%	100%	NUL	Nulato	100%	100%	SCC	Prudhoe Bay/Deadhorse	4%	42%	TWA	Twin Hills	100%	100%
KUK	Kasigluk	100%	100%	NUP	Nunapitchuk	100%	100%	SCM	Scammon Bay	100%	100%	UGB	Pilot Point	100%	100%
KVC	King Cove	100%	100%	OBU	Kobuk	100%	100%	SDP	Sand Point	100%	100%	UGI	Uganik	100%	100%
KVL	Kivalina	100%	100%	OLH	Old Harbor	100%	100%	SGY	Skagway	100%	100%	UNK	Unalakleet	100%	100%
KWF	Waterfall	100%	100%	OME	Nome	36%	92%	SHG	Shungnak	100%	100%	UUK	Kuparuk	0%	0%
KWK	Kwigillingok	100%	100%	OOK	Toksook Bay	100%	100%	SHH	Shishmaref	100%	100%	VAK	Chevak	100%	100%
KWN	Quinhagak	100%	100%	ORI	Port Lions	100%	100%	SHX	Shageluk	100%	100%	VDZ	Valdez	100%	100%
KWP	West Point	100%	100%	ORT	Northway	100%	100%	SIT	Sitka	13%	80%	VEE	Venetie	100%	100%
KWT	Kwethluk	100%	100%	ORV	Noorvik	100%	100%	SKK	Shaktolik	100%	100%	WAA	Wales	100%	100%
KXA	Kasaan	100%	100%	OTZ	Kotzebue	37%	92%	SKW	Skwentna	100%	100%	WBB	Stebbins	100%	100%
KYK	Karluk	100%	100%	PDB	Pedro Bay	100%	100%	SLQ	Sleetmute	100%	100%	WBC	Beaver	100%	100%
KYU	Koyukuk	100%	100%	PEC	Pelican	100%	100%	SMK	St Michael	100%	100%	WFB	Ketchikan	100%	100%
KZB	Zachar Bay	100%	100%	PGM	Port Graham	100%	100%	SNP	St Paul Island	100%	100%	WLK	Selawik	100%	100%
LMA	Lake Minchumina	100%	100%	PHO	Point Hope	100%	100%	SOV	Seldovia	100%	100%	WMO	White Mountain	100%	100%
LUR	Cape Lisburne	100%	100%	PIP	Pilot Point	100%	100%	SRV	Stony River	100%	100%	WNA	Napakiaik	100%	100%
MCG	Mcgrath	19%	53%	PIZ	Point Lay	100%	100%	STG	St George Island	100%	100%	WRG	Wrangell	0%	0%
MLL	Marshall	100%	100%	PKA	Napaskiak	100%	100%	SVA	Savoonga	100%	100%	WSN	South Naknek	100%	100%
MLY	Manley Hot Springs	100%	100%	PML	Port Moller	100%	100%	SVS	Stevens Village	100%	100%	WTK	Noatak	100%	100%
MNT	Minto	100%	100%	PPV	Port Protection	100%	100%	SXP	Nunam Iqua	100%	100%	WTL	Tuntutuliak	100%	100%
MOU	Mountain Village	100%	100%	PQS	Pilot Station	100%	100%	SYB	Seal Bay	100%	100%	WWP	Whale Pass	100%	100%
MRI	Anchorage	0%	0%	PSG	Petersburg	0%	0%	TAL	Tanana	100%	100%	WWT	Newtok	100%	100%
MTM	Metlakatla	100%	100%	PTA	Port Alsworth	100%	100%	TCT	Takotna	0%	0%	YAK	Yakutat	0%	0%
MXY	McCarthy	100%	100%	PTH	Port Heiden	100%	100%	TEK	Tatitlek	0%	0%				
MYU	Mekoryuk	100%	100%	PTU	Platinum	100%	100%	TKE	Tenakee	100%	100%				
NIB	Nikolai	0%	0%	RBH	Brooks Lodge	100%	100%	TKJ	Tok	100%	100%				

EAS Community	Annual Contract Subsidy Rates 7/1/21	EAS Carrier	Start	Expiration	Order	Hub(s) Served
Adak	\$2,075,588	Alaska Airlines	10/01/19	09/30/21	2019-9-2	ANC
Adak (freighter)	\$528,943	Alaska Airlines	10/01/19	09/30/21	2019-9-2	ANC
Akhiok	\$234,686	Island Air	07/01/19	06/30/24	2019-6-13	ADQ
Akutan (fixed-wing)	\$1,037,523	Grant Aviation	04/01/21	03/31/23	2021-6-26	DUT
Akutan (helicopter)	\$905,439	Maritime Helicopters	04/01/21	03/31/23	2021-6-26	7AK
Alitak*	\$36,198	Island Air	11/01/20	10/31/25	2020-11-15	ADQ
Amook Bay*	\$36,198	Island Air	11/01/20	10/31/25	2020-11-15	ADQ
Angeon	\$356,446	Alaska Seaplanes	02/01/19	01/31/23	2018-11-6	JNU
Atka	\$1,183,916	Grant Aviation	10/01/20	09/30/22	2020-9-13	DUT
Central	\$159,268	Warbelow's	12/01/19	11/30/21	2019-11-20	FAI
Chignik	\$326,038	Grant Aviation	03/01/20	02/28/25	2020-2-20	AKN
Chignik Lake	\$326,038	Grant Aviation	03/01/20	02/28/25	2020-2-20	AKN
Chisana	\$105,389	40-Mile Air	06/01/21	05/31/23	2021-5-3	TKJ
Circle	\$159,268	Warbelow's	12/01/19	11/30/21	2019-11-20	FAI
Cordova	\$2,059,427	Alaska Airlines	05/01/21	04/30/23	2021-4-12	ANC/JNU
Cordova (freighter)	\$48,250	Alaska Airlines	05/01/21	04/30/23	2021-4-12	ANC/JNU
Diomedes	\$643,916	Pathfinder	07/01/20	06/30/23	2020-6-22	OME/WAA
Egegik	\$202,236	Tanana Air Service	04/01/20	03/31/22	2020-2-20	AKN
Ekwook	\$75,190	Grant Aviation	12/01/19	11/30/21	2019-11-19	DLG
Elfin Cove	\$106,834	Alaska Seaplanes	02/01/19	01/31/23	2018-11-6	JNU
Excursion Inlet	\$38,297	Alaska Seaplanes	10/01/18	09/30/22	2018-9-20	JNU
False Pass	\$240,633	Grant Aviation	07/01/21	06/30/21	2019-5-15	CDB
Gulkana	\$256,286	Reeve	02/01/21	01/31/23	2021-2-1	ANC
Gustavus	\$192,446	Alaska Airlines	05/01/21	04/30/23	2021-4-12	JNU
Healy Lake	\$130,903	40-Mile Air	06/01/20	05/31/22	2020-5-6	FAI
Hydaburg	\$362,435	Taquan	11/01/20	10/31/25	2020-11-2	WFB
Igiugig	\$205,722	Tanana Air Service	12/01/19	11/30/21	2019-11-19	AKN
Kake	\$255,511	Alaska Seaplanes	10/01/18	09/30/22	2018-9-20	JNU
Karluk	\$197,041	Island Air	11/01/20	10/31/22	2020-11-10	ADQ
King Cove	\$635,242	Grant Aviation	12/01/19	11/30/24	2019-11-19	CDB
Kitoi Bay	\$36,198	Island Air	11/01/20	10/31/25	2020-11-15	ADQ
Lake Minchumina	\$142,400	Wright	11/01/20	10/31/22	2020-7-11	FAI
Levelock	\$156,305	Grant Aviation	03/01/20	02/28/25	2020-2-20	AKN
Manley Hot Springs	\$43,423	Warbelow's	09/01/20	08/31/22	2020-7-13	FAI

EAS Community	Annual Contract Subsidy Rates 7/1/21	EAS Carrier	Start	Expiration	Order	Hub(s) Served
May Creek	\$139,240	Copper Valley	02/01/21	01/31/23	2021-2-1	GKN
McCarthy	\$139,240	Copper Valley	02/01/21	01/31/23	2021-2-1	GKN
McGrath	\$334,121	Reeve	12/10/20	11/30/22	2020-12-9	ANC
Minto	\$43,423	Warbelow's	09/01/20	08/31/22	2020-7-13	FAI
Moser Bay*	\$36,198	Island Air	11/01/20	10/31/25	2020-11-15	ADQ
Nikolski	\$372,942	Grant Aviation	10/01/20	09/30/22	2020-9-13	DUT
Olga Bay*	\$36,198	Island Air	11/01/20	10/31/25	2020-11-15	ADQ
Pelican	\$339,292	Alaska Seaplanes	02/01/19	01/31/23	2018-11-6	JNU
Perryville	\$691,290	Grant Aviation	09/01/19	08/31/21	2019-8-14	AKN
Petersburg	\$2,116,128	Alaska Airlines	05/01/21	04/30/23	2021-4-12	JNU/KTN
Petersburg (freighter)	\$247,113	Alaska Airlines	05/01/21	04/30/23	2021-4-12	JNU/SEA
Pilot Point	\$181,653	Grant Aviation	12/01/19	11/30/21	2019-11-19	AKN
Port Alexander	\$147,357	Baranautica	09/30/19	09/30/21	2019-10-1	SIT
Port Bailey*	\$36,198	Island Air	11/01/20	10/31/25	2020-11-15	ADQ
Port Heiden	\$289,454	Grant Aviation	05/01/20	04/30/25	2020-4-7	AKN
Port Williams*	\$36,198	Island Air	11/01/20	10/31/25	2020-11-15	ADQ
Seal Bay	\$36,198	Island Air	11/01/20	10/31/25	2020-11-15	ADQ
South Naknek	\$148,906	Grant Aviation	07/01/21	06/30/21	2019-5-15	AKN
St. George	\$984,673	Grant Aviation	10/01/20	09/30/22	2020-9-13	DUT
St. Paul Island	\$2,224,491	Corvus	10/01/19	09/30/21	2019-10-2	ANC
Tatitlek	\$114,013	Alaska Air Transit	10/01/19	09/30/21	2019-9-4	MRI
Tenakee	\$159,940	Alaska Seaplanes	02/01/19	01/31/23	2018-11-6	JNU
Twin Hills	\$208,199	Grant Aviation	09/01/19	08/31/24	2019-8-14	DLG
Uganik	\$36,198	Island Air	11/01/20	10/31/25	2020-11-15	ADQ
Ugashik	\$181,653	Grant Aviation	12/01/19	11/30/21	2019-11-19	AKN
West Point	\$36,198	Island Air	11/01/20	10/31/25	2020-11-15	ADQ
Wrangell	\$2,116,128	Alaska Airlines	05/01/21	04/30/23	2021-4-12	JNU/KTN
Wrangell (freighter)	\$259,895	Alaska Airlines	05/01/21	04/30/23	2021-4-12	JNU/SEA
Yakutat	\$3,783,552	Alaska Airlines	05/01/21	04/30/23	2021-4-12	ANC/JNU
Yakutat (freighter)	\$46,359	Alaska Airlines	05/01/21	04/30/23	2021-4-12	ANC/JNU
Zachar Bay	\$36,198	Island Air	11/01/20	10/31/25	2020-11-15	ADQ
Yakutat (freighter)	\$29,734	Alaska Airlines	05/01/19	04/30/21	2019-4-10	ANC/JNU
Zachar Bay	\$38,408	Island Air	11/01/19	10/31/20	2019-10-18	ADQ



ravn alaska

N151RA



DIRECTORIES

RAA AIRLINE MEMBER DIRECTORY

Air Wisconsin Airlines

d/b/a United Express
W6390 Challenger Dr Ste 203, Appleton, WI 54914
www.airwis.com
@AirWisconsin
@AirWisconsin
AirWisconsin
@AirWisconsin
air-wisconsin-airlines

HQ: Appleton, WI

Hubs: HQ (358); DAY (57 MX); IAD (221 Crew); MKE (174 Crew); MKE (57 MX); ORD (372 Crew)

Total Employees: 1254

Fleet: Bombardier CL-65 CRJ-200

Key Airline Executives: Robert Binns, President and Chief Executive Officer; Liam Mackay, Chief Financial Officer; Bob Frisch, Senior Vice President and Chief Operating Officer; Gregg Garvey, Senior Vice President, Chief Accounting Officer and Treasurer; Jim McLeod, Vice President of Information Technology and Business Intelligence; Michael Perrizo, Vice President Flight Operations; Chris White, Vice President of Safety and Security

Champlain Enterprises, LLC



d/b/a CommutAir; United Express
24950 Country Club Blvd, Suite 200, North Olmsted, OH 44070
www.flycommutair.com
@flycommutair
UCVS9iFGH6bQGZ35T8mYHrIQ
commutair
@flycommutair
commutair

HQ: North Olmsted, OH

Hubs: ALB (97 MX); DEN (348 Crew, 36 MX); EWR (82 Crew, 35 MX); IAD (124 Crew, 45 MX); IAH (309 Crew, 101 MX); LNK (5 MX); HDQ (208)

Total Employees: 1477

Fleet: 75 ERJ145XR

Key Airline Executives: John Sullivan, Executive Chairman; Rick Hoeffling, CEO; Joel Raymond, COO; Sean Frick, CFO; Radha Iyer, CTO; John Darke, Director of Safety; Michael Traster, Director of Maintenance; Jake Lofting, Director of Ops

Corvus Airlines Inc

d/b/a Ravn Alaska
4700 Old International Airport Rd,
Anchorage AK 99501
https://www.ravnalaska.com/
@ravnalaska
Ravn Alaska
@ravnalaska

HQ: Anchorage, Alaska

Total Employees: 390

Fleet: 9- DeHavilland/Dash 8/106, 1- DeHavilland/Dash 8/103, 1- DeHavilland/Dash 8/311

Key Airline Executives: CEO Rob McKinney, President Tom Hsieh, DOM Bob Torrey, DOS Tony Santiago, DO Evan Veal, Chief Pilot Sean Shumar, Managing Director Commercial Tina Hanley

Empire Airlines

11559 N. Atlas Rd, Hayden, ID 83835
www.empireairlines.com
EmpireAirlinesInc
@EmpireAirlnc
@empireairlinesinc
empireairlinesinc"

HQ: COE

Hubs: ABQ (Crew 7, Mx 0); AFW (Crew 8, Mx 4); ANC (Crew 10, Mx 4); BZN (Crew 2, Mx 2); COE (Admin 104, Mx 48); GEG (Crew 24, Mx 14); HNL (Crew 0, Mx 5); ICT (Crew 3, Mx 1); IDA (Crew 3, Mx 2); LBB (Crew 3, Mx 0); MAF (Crew 2, Mx 2); MSO (Crew 2, Mx 2); PDX (Crew 18, Mx 5); PHX (Crew 10, Mx 4); RAP (Crew 3, Mx 2); SBA (Crew 3, Mx 2); SEA (Crew 5, Mx 2); Homebase (Crew 11)

Total Employees: 318

Fleet: 5 ATR 42-300; 3 ATR 42-320; 6 ATR 72-212; 1 ATR 72-212A; 1 ATR 72-600F; 38 C-208B

Key Airline Executives: Tim Komberec, CEO; Scott Marikis, President/COO; Tom Strom, VP Maintenance; Randy Lanfell, VP Flight Ops; Chris Leard, DOM; Jake Russack, DO; Arlon Rosenoff, DOS; Brett Dickey, DOQ; Pete Broschet, Director of HR

Endeavor Air

7500 Airline Dr., Minneapolis, MN 55450
endeavorair.com
@EndeavorAir
9EAir
@endeavorair

HQ: Minneapolis, MN

Hubs: ATL (Crew 1,222, Mx 178); CVG (Crew 167, Mx 108); CWA (Mx 52); DSM (Mx 44); DTW (Crew 738, Mx 145, HDQ 883); IND (Mx 23); JFK (Crew 341, Mx 55); LGA (Crew 439, Mx 71); MSP (Crew 589, Mx 97); RDU (Mx 58); TYS (Mx 92)

Total Employees: 5,196

Fleet: Bombardier CRJ-200 (CL-600-2B19) = 51; Bombardier CRJ-700 (CL-600-2C10) = 13; Bombardier CRJ-900 (CL-600-2D24) = 108

Key Airline Executives: CEO: Jim Graham, COO: Phillip Underwood, VP Finance & Supply Chain: Brian Darsow, VP Tech Ops: Bill Donohue, VP Human Resources: Jodie Douglas, VP Operations: Russ Elander, VP Network and Crew Resources: Jay Furnish, VP Inflight Services: Patty Allen

Envoy Air



d/b/a American Eagle
4301 Regent Blvd., Irving, TX 75063

envoyair.com

envoyaircareers

envoypilotrecruitment

@envoyaircareers

HQ: Irving, TX

Hubs: DFW Management 228, Maintenance 300, Fleet Service 1580, Pilots 1051, Support Staff 52, Passenger Service 439, Flight Attendant 905; MIA (Management 53, Maintenance 72, Fleet Service 364, Pilots 246, Support Staff 4, Passenger Service 928, Flight Attendant 239); ORD (Management 105, Maintenance 202, Fleet Service 985, Pilots 627, Support Staff 11, Passenger Service 284, Flight Attendant 420)

Total Employees: 16,000+

Fleet: 98 E175, 1 E170, 57 E145 = Total 156 active aircraft as of Aug 17

Key Airline Executives: Pedro Fábregas, President and Chief Executive Officer; Dee Temples, Senior Vice President, Air Operations; John Jaynes, Senior Vice President, Customer Services; John Nicks, Senior Vice President, Corporate Services; Kara McKinney, Vice President Finance & Planning; Chris Pappaioanou, Vice President, Legal, Labor and Employment; Chanan Lively, Vice President - Human Resources & Employment Counsel; Scott Trepinski, Vice President, Safety, Security and Environmental; Ric Wilson, Vice President - Flight Operations; Linda Kunz, Vice President, Flight Service; Curtis Coble, Vice President, Technical Services; Jay Murray, Vice President, Maintenance; John Dixon, Vice President - Crew Services; Kevin Ward, Vice President, Airport Services Planning; Jude Mayeux, Vice President, Airport Services; Jose Velez-Rubio, Vice President, Dallas/Fort Worth Hub; Ricky Deane, Vice President, Chicago Hub; Frank Reynolds, Vice President, New York Hubs and Northeast; Migdoel Rosa, Vice President, Miami Hub; Deesha Desai, Vice President, Los Angeles & West Region; Mindi Kimmell, Managing Director - Financial Services; Robert Nault, Director, System Operations Control; Minnette Vélez-Conty, Director, Communications; Christopher St. James, Counsel and Director — Legal, Labor and Employment

ExpressJet Airlines LLC

dba aha!
1745 Phoenix Blvd., College Park, GA 30349
(404) 856-1000

expressjet.com

[Flyaha.com](http://flyaha.com)

@ExpressJet

ExpressJet

@expressjetairlines

HQ: Atlanta, GA

Hubs: Reno, NV (KRNO)

Fleet:

(5) Embraer ERJ-145

Total Employees: 200

Airline Execs:

Subodh Karnik, Chief Executive Officer, and John Greenlee, Chief Financial Officer

GoJet Airlines



d/b/a United Express
11495 Navaid Rd. Bridgeton, MO 63044

www.gojetairlines.com

@GoJet_Airlines

gojet

@gojetairlines

HQ: St. Louis, MO

Hubs: STL (HDQ 148, Trainees 266, Crew 131, Mx 212); EWR (Crew 150, Mx 31); ORD (Crew 283, Mx 41); RIC (Mx 15)

Total Employees: 1277

Fleet: 50 CRJ-550s; 74 CRJ-550's by Summer 2022

Key Airline Executives: CEO and President - Rick

Leach; COO - Terry Basham

Director of Maintenance - Jeff Bast

Director of Inflight - Tammy Hoevel

Director of Safety - Erik Kientzy

Director of Flight Ops - Brad Sargent

Chief Pilot - Brian Emmett"

Horizon Air



d/b/a Alaska Airlines
19300 International Blvd, SeaTac, WA 98188

alaskaair.com

@alaskaair

alaska airlines

@alaskaair

Alaska Airlines

HQ: Seattle, WA

Hubs: BOI (287); GEG (296); MFR (83); PDX (880); SEA (1,510)

Total Employees: 3,607

Fleet: 32 Bombardier Q400; 30 Embraer 175

Key Airline Executives: Joe Sprague, Horizon Air President; Peggy Willingham, VP People, Labor and Strategy; Matt Prainito, VP Station and Inflight Operations; Gavin Jones, VP Maintenance and Engineering; Capt. Carlos Zendejas, VP Flight Operations

Hyannis Air Service



d/b/a Cape Air
660 Barnstable Dr., Hyannis, MA 02601

www.capeair.com

CapeAir

@capeair

@capeAir

HQ: Cape Air Hyannis, MA

Hubs: ACK, ALB, AUG, BHB, BIL, BOS, CPX, EIS, EWB, GDV, GGW, GUM, HPN, HVR, HVA, IRK, LEB, MAZ, MBL, MVB, MWA, OGS, OLF, OWB, PVC, PWM, RKD, RUT, SDY, SJU, SLK, STX, TBN, UIN, VII, VQS

Total Employees: 739

Fleet: 71 Cessna model CE-402-C, 4 Britten-Norman model BN2B-20, 23 Tecnam model P2012

Key Airline Executives: Linda Markham, President Dan Wolf, CEO Mike Miglore, CFO

RAA AIRLINE MEMBER DIRECTORY (CONT.)

Jazz Aviation LP



dba Air Canada Express
3 Spectacle Lake Drive, Dartmouth,
Nova Scotia, Canada B3B1W8
(902) 873-5000

flyjazz.ca

✉ JazzAviationJobs

📧 @JazzAviationLp

🌐 company/jazz-aviation-lp

HQ: Dartmouth, Nova Scotia, CA

Offices:

YHZ / YVR / YYC / YYZ / YUL

Fleet:

(35) CRJ-900; (15) CRJ-200;
(39) Dash 8-400; (25) Embraer 175

Total Employees: 4,300 active employees

Airline Execs:

Randolph deGooyer, President; Marnie King, Vice President, Airports; Kirk Newhook, Vice President, Employee and Operations Support; Chris Kelly, Vice President, Finance and Business Services; Steve Linthwaite, Vice President, Flight Operations; Kal Rebin, Vice President, Maintenance and Engineering; Anil Mohan, Vice President, Legal

Mesa Airlines



d/b/a Mesa Air Group
410 N 44th Street

https://www.mesa-air.com/

✉ @MesaAirlines 📧 Mesa Airlines 📧 @mesaairlines

HQ: PHX

Hubs: CVG (34); DFW (621); ELP (37); PHX (281); IAD (338); IAH (1200); JAX (1); MXW (80); OKC (6); PHX (486); SDF (77); TRN (41); TUS (30)

Total Employees: 3300+

Fleet: 80 Embraer E175, 50 Bombardier CRJ-900, 2 Boeing 737-400F

Key Airline Executives:

CEO and Chairman - Jonathan Ornstein, President and CFO - Michael Lotz, EVP & Chief Operating Officer - Brad Rich

New England Airlines



56 Airport Road, Westerly, RI 0289
(800) 243-2460

blockislandairline.com

Fleet:

(3) Piper Cherokee Six; (4) Britten-Norman Islander

Airline Execs:

William G. Bendokas, President; Lois J. Bendokas, Vice President; Susan Winkler, Director of Maintenance; Suzette Cowley, Chief Pilot

Piedmont Airlines



dba American Eagle
5443 Airport Terminal Rd., Salisbury, MD 21804
(410) 572-5100

piedmont-airlines.com

✉ @PiedmontAir

📧 @PiedmontAirlines

📧 WorkForPiedmont

🌐 company/Piedmont-Airlines

HQ: Salisbury, MD

Hubs: CLT-hub, domicile, line mx / DCA-hub / PHL-hub, domicile, mx base / ALB-mx base / MDT-mx base / RIC-mx base / ROA-mx base / SBY-mx base

Fleet: (55) Embraer EMB-145-LR

Total Employees: 10,000

Airline Execs:

Lyle Hogg, CEO; Eric Morgan - President; William Arndt, VP, Maintenance and Engineering; Perry Constant, VP, Finance; Jeff Garver, VP, Piedmont Ground Handling; Jacqueline Lanza Jennings, VP, People and Communications; Stephen Keefer, VP, Flight Operations; Julie Schell, VP, Safety and

Regulatory Compliance

PSA Airlines, Inc.



d/b/a American Eagle
3400 Terminal Drive, Vandalia, Ohio 45377

psairlines.com

✉ PSAairlines

📧 @psairlines

✉ @PSAAirlinesInc

🌐 psa-airlines-inc

HQ: Dayton, Ohio (DAY)

Hubs: DAY (480 Crew); CLT (1975 Crew); DCA (500 Crew); PHL (680 Crew); CAK (106MX); CVG (101MX); CLT (224MX); DAY (164MX, 86 HDQ, 104 Operations Control Center); GSP (107MX); ORF (101MX); PNS (71MX); SAV (57MX)

Total Employees: 4900

Fleet: 54 CRJ-900 Next Gen, 15 CRJ-900 Atmosphere, 39 CRJ-700 Classic, 22 CRJ-700 Next Gen

Key Airline Executives: President: Dion Flannery; Vice President of Finance Michael Bruhn; Vice President of Safety and Training Development Darren Hall; Vice President of Flight Operations Keith Stamper; Vice President of Operations Planning and Performance Reddy Gumireddy; Vice President of Inflight and Human Resources Margaret Soda; Vice President of Maintenance and Engineering Mark Swearingin; Director of Safety Christopher Sailer Director of Maintenance Steven Albaugh; Assistant Director of Operations Planning and Performance Sumanth Reddimalla"

Republic Airways



Republic Airways Holdings Inc.
8909 Purdue Road, Indianapolis, IN 46268

www.rjet.com

@republicairways

HQ: Indianapolis, IN

Hubs: BNA (10 MX); BOS (270 Crew & MX); CLT (12 MX); CMH (630 Crew & MX); (480 Crew & MX); EWR (500 Crew & MX); IND (2600 Crew, MX and Corporate); LGA (800 Crew & MX); LIFT IND (90 Staff & Instructors); ORD (360 Crew & MX); PHL (230 Crew & MX); PIT (550 Crew & MX); SDF (Crew & MX)

Total Employees: 6,000

Fleet: 165 Embraer 175 & 62 Embraer 170

Key Airline Executives:

Bryan Bedford - President and CEO; Matt Koscal - Senior Vice President and Chief Administrative Officer; Paul Kinstedt - Senior Vice President and Chief Operating Officer; Joe Allman - Senior Vice President and Chief Financial Officer; Chad Pulley - Vice President and General Counsel

SkyWest Airlines



d/b/a United Airlines, Delta Air Lines, Alaska Airlines, American Airlines

444 S. River Road. St. George UT 84790

www.skywest.com

🌐 skywest-airlines 📧 SkyWestAirlinesJobs

✉ SkyWestAirlinesPilotRecruitment

📧 @skywestairlines ✉ @SkyWestAirlines

✉ @SkyWestJobs

HQ: St. George, UT

Hubs: BOI (FO 196, IF 214, MX 119); COS (O 81, FO 101, IF 48, MX 107); DEN (O 20, FO 835, IF 694, MX 51); DFW (FO 339, IF 365, MX 33); DTW (FO 137, IF 117, MX 137); FAT (FO 88, F 42, MX 187); FWA (MX 84); HDQ/SGU (743); IAH (FO 133, IF 100, MX 33); LAX (FO 351, IF 341, MX 40); MSP (O 358, IF 377, MX 31); ORD (FO 767, IF 825, MX 143); PDX (FO 67, IF 85); PHX (FO 198, IF 238, MX 27); PSP (F 42, IF 33, MX 116); SAN (FO 107, IF 99); SBN (MX 72); SEA (FO 220, IF 239, MX 27); SFO (O 305, IF 264, MX 34); SLC (AO 259, FO 688, IF 688, MX 339); TUS (FO 30, IF 18, MX 169)

Total Employees: 14,072

Fleet: 141 - CL-600-2B19 | 104 - CL-600-2C10 | 40 - CL-600-2D24 | 131 - ERJ 170-200 LR -| ERJ 170 - 200 LL 62

Key Airline Executives: Chip Childs: CEO & President | Greg Wooley: EVP of Operations | Bill Dykes: SVP of Maintenance | Sonya Wolford: SVP of InFlight | Tracy Gallo: SVP of Flight Operations | Brad Blake: VP of Operations Control Center | Lori Hunt: VP of Airport Operations

MAINTENANCE | REPAIR | OVERHAUL

SERVICES

Heavy maintenance
 Line operations
 Modifications
 AOG teams

AIRCRAFT TYPES









CERTIFICATIONS



CONTACT

sales@premieraviationqc.ca

1 (888) 578-3369, 2488



2021 REGIONAL AIRLINE ASSOCIATION SCHOLARSHIP WINNERS

One of RAA's paramount goals is to encourage future generations to pursue aviation, while helping to offset the financial burden placed on students during their education and training. The Regional Airline Association Scholarship Foundation has awarded its 2021 scholarships to the following outstanding students who are pursuing aviation studies at institutions of higher learning.



**ISABELLA
CAPUANO**

BAYLOR
UNIVERSITY



**JAMIE
GALLAGHER**

EMBRY-RIDDLE
AERONAUTICAL
UNIVERSITY



**JACOB
LARKIN**


CALIFORNIA
AERONAUTICAL
UNIVERSITY



**ELIAS
WILEY**

EMBRY-RIDDLE
AERONAUTICAL
UNIVERSITY

Scan the QR code to make a **tax-deductible contribution in support of the RAA Scholarship Foundation.**





ASSOCIATE MEMBER COUNCIL DIRECTORY



Philippe Poutissou, Chair
 Philippe.Poutissou@dehavilland.com
De Havilland Aircraft of Canada

	Company	Name	E-mail
Aircraft Lessor	Elix Aviation Capital	David Ropper	dropper@elix.aero
	GE Commercial Aviation Services	Dan Slater	daniel.slater@gecas.com
Airframe	De Havilland Aircraft of Canada	Philippe Poutissou	Philippe.Poutissou@dehavilland.com
	Embraer Aircraft	André Cavalca	andre.cavalca@embraer.net.br
	MHI RJ Aviation ULC	Ross Mitchell	ross.mitchell@mhij.com
Avionics	Collins Aerospace	Jeffrey Spies	jeff.spies@collins.com
Components	Commercial Jet Inc	Rick Townsend	Fortressaviation@cox.net
	RIM Enterprises	Allan Nordine	anordine@riment.com
Ex Officio	US Technical	Jerry Schumacher	jerry-schumacher@ustechnical.com
Other Services	HQ Aero Management Inc.	Ronald Eagle	Ron@hqaero.com
	Jet Support Services Inc. (JSSI)	Kyle Sale	ksale@jetsupport.com
Training	Flight Safety International	Blaine Little	Blaine.Little@FlightSafety.com

WHEN THE RAA COMMUNITY MET RECENTLY IN WASHINGTON, DC FOR THE 2021 LEADERS CONFERENCE, THE ENERGY WAS PALPABLE.

For many, it was the first opportunity to return to an in-person industry event: to network; to share ideas and opportunities; to rekindle long-standing friendships and to develop new ones. It's fitting that an RAA event serve as a catalyst for reconnecting – truly a metaphor for the vital role regional airlines play in developing, connecting and (in downturns) recovering markets.

At this event we shared our experiences, visions and ideas on how to tackle the complex business environment in which we find ourselves. The unpredictable planning horizon, frictions and restrictions at borders, the increased burden of health and safety protocols, and disruptions in the supply chain are among the new issues RAA Members and Associate Members now face because of the COVID-19 pandemic. Meanwhile, long-term challenges that were perhaps temporarily overshadowed, have become more pressing than ever as the market recovers. The demand for trained regional aircraft crew and technical staff is urgent and the imperative to decarbonize commercial aviation and make our industry more sustainable over the long-term are both important challenges we must continue to tackle together.

Fortunately, key initiatives such as the RAA Scholarship Foundation have also persisted and prevailed. Despite not being able to host many of our traditional fundraisers over the past 18 months, the generosity of the RAA community has ensured that selected students will receive a financial award

to train and pursue career ambitions in regional aviation. The Leaders Conference also saw the return of the RAA Purchasing Forum which facilitates business connections between airline members and Associate Member suppliers. The 2021 Purchasing Forum was again well attended and constructive. The continuing success of these two initiatives indicates that our community is as committed and motivated as ever.

On behalf of the Associate Member Council, I sincerely hope conditions will permit us to restore even more RAA events in 2022. I therefore encourage all RAA Associate Members to get involved in your association and lend your support to our efforts, large and small, to drive the recovery and promote the long-term vitality of the regional airline industry.



Philippe Poutissou
Chair, RAA Associate
Member Council

ASSOCIATE MEMBERS

INDEX (LISTED ALPHABETICALLY)

1 Vision Aviation	87	De Havilland Aircraft of Canada LTD	78	Nordic Aviation Capital	84
3 Points Aviation Corp.	82	Dean Baldwin Painting, LP	80	Olmsted Instrument Company	89
Accessory Aero Group, LLC.	80	DeGroof Aviation Technologies	92	Opslab	94
Accommodations Plus International (API)	95	Deutsche Aircraft	78	Papillon Grand Canyon Helicopters	94
AerFin Limited	82	Dubuque Regional Airport	91	Phoenix Air Repair, Inc.	89
Aero Parts Mart, Inc	80	Elix Aviation Management Limited	84	PPG	81
Aerovision International LLC	90	Embraer	78	Pratt & Whitney Canada	83
AIR SUPPORT A/S	84	Erie Aviation, Inc.	80	Premier Aviation Quebec Inc.	89
Aircraft Lighting International, Inc.	80	Falko	84	PrimeFlight Aviation Services	90
Aircraft Propeller Service, Inc.	87	First Aviation	81	Professional Aircraft Accessories, Inc.	81
Alltec Integrated Manufacturing Inc.	78	FirstSource Solutions	92	RCMBT	95
ALPA, Air Line Pilots Association, Int'l	90	FlightSafety International	86	Regional Airline Support Group	82
ARCOS	79	Fokker Services Americas	81	Regional One, Inc.	91
Ascent Aviation Services	87	GAL Aerospace	78	RIM ENTERPRISES LLC	91
Atlanta Aerospace	87	Garmin	92	SAFRAN	78
ATP Flight School	86	GE Aviation	83	Shell Aviation	83
Aviation Accreditation Board International	92	GE Commercial Aviation Services	84	Sky Mart Sales Corp	83
Aviation Inventory Resources	82	Heads Up Technologies, Inc.	92	Sky Service F.B.O. Inc.	90
Aviatron, Inc.	80	HEICO	89	StandardAero	83
Avionica, LLC	79	HQ Aero Management (US-Inc.	94	Sterling Global Aviation Logistics	95
Barfield Precision Electronics	80	Huntsville International Airport	91	STS Aviation Group	90
Baylor Institute for Air Science	86	IFS Aerospace & Defense Ltd	79	TBM, Inc. Filtration Systems Products, Inc.	83
Boeing	90	Jet Support Services, Inc. (JSSI)	91	Thomas Global Systems	79
Boutique Air Inc	91	Jet Yard	94	Travelpro Products Inc	95
C&L Aviation Group	87	JETPUBS Inc	94	U.S. Technical	92
CAE	86	Korn Ferry	82	Universal Avionics, an Elbit Systems Company	79
California Aeronautical University	86	Lee Aerospace Inc.	81	University Aviation Association	92
Camtronics Aviation Group	80	Littler	82	Via Airlines	95
Collins Aerospace	79	Lufthansa Technik AERO Alzey GmbH	89	Western Michigan University - College of Aviation	86
Commercial Jet Inc.	87	M&H Uniforms/Murphy & Hartelius	94	WILKERSON AIRCRAFT TIRES	90
Dallas Aeronautical Services	87	Magellan Aviation Group	82	Zenith Aviation, Inc.	83
David Clark Company	84	MHI RJ Aviation ULC	89		
		Michelin North America Inc.	81		

INDEX (BY CATEGORY)

AIRCRAFT INTERIORS/FURNISHINGS

Alltec Integrated Manufacturing Inc.	78
GAL Aerospace	78
SAFRAN	78

AIRFRAME MANUFACTURERS & SALES

De Havilland Aircraft of Canada LTD	78
Deutsche Aircraft	78
Embraer	78

AVIATION SOFTWARE

ARCOS	79
IFS Aerospace & Defense Ltd	79

AVIONICS MANUFACTURERS & SALES

Avionica, LLC	79
Collins Aerospace	79
Thomas Global Systems	79
Universal Avionics, an Elbit Systems Company	79

CLEANING & DETAILING SERVICES (PAINTINGS & MARKINGS)

Dean Baldwin Painting, LP	80
---------------------------------	----

COMPONENT MANUFACTURING/ REPAIR & OVERHAUL

Accessory Aero Group, LLC	80
Aero Parts Mart, Inc.	80
Aircraft Lighting International, Inc.	80
Aviatron, Inc.	80
Barfield Precision Electronics	80
Camtronics Aviation Group	80
Erie Aviation, Inc.	80
First Aviation.	81
Fokker Services Americas	81
Lee Aerospace Inc.	81
Michelin North America Inc.	81
PPG	81
Professional Aircraft Accessories, Inc.	81

CONSULTANTS (LEGAL, INSURANCE, TAX, & COMMUNICATIONS)

Korn Ferry	82
Littler	82

DISTRIBUTOR

3 Points Aviation Corp.	82
AerFin Limited	82
Aviation Inventory Resources	82
Magellan Aviation Group	82
Regional Airline Support Group	82
Shell Aviation	83
Sky Mart Sales Corp.	83
TBM, Inc. Filtration Systems Products, Inc.	83
Zenith Aviation, Inc.	83

ENGINE MANUFACTURER

GE Aviation.	83
Pratt & Whitney Canada	83

ENGINE REPAIR, OVERHAUL & MODIFICATIONS

StandardAero	83
--------------------	----

FINANCE & LEASING

Elix Aviation Management Limited.	84
Falko	84
GE Commercial Aviation Services	84
Nordic Aviation Capital	84

FLIGHT CREW PRODUCTS/SERVICES

David Clark Company	84
---------------------------	----

FLIGHT PLANNING SERVICES

AIR SUPPORT A/S	84
-----------------------	----

FLIGHT TRAINING SIMULATORS

CAE	86
FlightSafety International	86

GOVT/COLLEGES/UNIVERSITIES/ SCHOOLS

ATP Flight School	86
Baylor Institute for Air Science	86
California Aeronautical University	86
Western Michigan University - College of Aviation	86

MAINTENANCE & REPAIR STATIONS

1 Vision Aviation	87
Aircraft Propeller Service, Inc.	87
Ascent Aviation Services	87
Atlanta Aerospace	87
C&L Aviation Group	87
Commercial Jet Inc.	87
Dallas Aeronautical Services	87
HEICO	89
Lufthansa Technik AERO Alzey GmbH ..	89
MHI RJ Aviation ULC	89
Olmsted Instrument Company	89
Phoenix Air Repair, Inc.	89
Premier Aviation Quebec Inc.	89
PrimeFlight Aviation Services	90
Sky Service F.B.O. Inc.	90
STS Aviation Group	90
Wilkerson Aircraft Tires	90

OTHER

Aerovision International LLC	90
ALPA, Air Line Pilots Association, Int'l ..	90
Boeing	90
Boutique Air Inc.	91
Dubuque Regional Airport	91
Huntsville International Airport	91
Jet Support Services, Inc. (JSSI)	91
Regional One, Inc.	91
RIM ENTERPRISES LLC	91
U.S. Technical	92
University Aviation Association	92

SAFETY & EMERGENCY EQUIPMENT

DeGross Aviation Technologies	92
-------------------------------------	----

SPECIALIZED SERVICES

Aviation Accreditation Board International	92
FirstSource Solutions	92
Garmin	92
Heads Up Technologies, Inc.	92
HQ Aero Management (US-Inc.	94
Jet Yard	94
JETPUBS Inc	94
M&H Uniforms/Murphy & Hartelius ..	94
Opslab	94
Papillon Grand Canyon Helicopters ..	94
RCMBT	95
Sterling Global Aviation Logistics	95
Travelpro Products Inc.	95

TRAVEL SERVICES

Accommodations Plus International (API)	95
Via Airlines	95

ASSOCIATE MEMBERS

AIRCRAFT INTERIORS/FURNISHINGS

Alltec Integrated Manufacturing Inc.

2240 South Thornburg Street,
Santa Maria, California 93455
P: 805-595-3500 F: 805-595-1024

www.alltecmfg.com

RAA Representative: Randall Dennis, Owner/President

Plastic Injection Molder- Engineering/Design, complete tool build in house capabilities (ITAR registered, -PSU's, Window reveals, armrest assemblies, Latches, Bumpers. All plastic parts and plastic assemblies done in our facility.

GAL Aerospace

276 Adrien Patenaude, Vaudreuil,
Quebec J7V 5V5 Canada
P: 817-504-2050

<http://galaerospace.com>

RAA Representative: Shadd McKinney,
Vice President of Sales-North America

The GAL Aerospace Group is a vertically integrated solution provider to the aerospace cabin interiors market. With offices in Canada, The United States of America, and Colombia, GAL offers complete design engineering, manufacturing and certification services for both business and commercial aircraft.

Our products and services cover the entire passenger cabin interior, with the exception of seats and in-flight entertainment systems, and our staffing division provides technical services and general staffing services to aerospace companies around the globe

SAFRAN

3225 Woburn Street, Bellingham,
Washington 98226
P: 360-738-2005

<http://www.safran-cabin.com>

RAA Representative: Paul Neary,
V.P. Sales & Marketing- Cabin- Floor

Safran Cabin's mission is to design, certify, manufacture, and support the world's most innovative aircraft cabin interiors, providing airlines and OEM customers with distinctive aircraft branding, and their passengers with a safe, comfortable and enjoyable flying experience. Safran Cabin provides all elements of a seamlessly integrated Commercial, Business Jet and VVIP cabin Interior. From the overhead bins, lavatories and galleys to crew rests and cargo containers, either as independent world class products or as a fully integrated cabin.

AIRFRAME MANUFACTURERS & SALES

De Havilland Aircraft of Canada LTD

123 Garratt Blvd., Toronto, Ontario M3K1Y5 Canada
P: 1-844-272-2720

<https://dehavilland.com/en>

RAA Representative: Philippe Poutissou,
VP Sales & Marketing

With its acquisition of the Dash 8 aircraft program, Longview Aviation Capital has proudly relaunched De Havilland Canada, one of Canada's most iconic brands. De Havilland Canada's portfolio includes support to the worldwide fleet of Dash 8-100/200/300/400 aircraft, as well as production and sales of the Dash 8-400 aircraft. With its low carbon footprint and operating costs, industry-leading passenger experience and jet-like performance, the Dash 8-400 aircraft, which seats up to 90 passengers, is the environmentally responsible choice for operators seeking optimal performance on regional routes.

Deutsche Aircraft

Oberpfaffenhofen Airport, Postbox 12 52, Wessling, AE
(Area Europe) 82231 Germany
P: 815-388-1110

<https://www.deutscheaircraft.com/>

RAA Representative: Paul Wawruszczak, Marketing
Manager

Founded on the proud heritage of Dornier and upholding Germany's reputation for engineering design, quality and innovation, Deutsche Aircraft is the new purpose-driven German Original Equipment Manufacturer (OEM). As Dornier 328 type certificate holder, Deutsche Aircraft enables development of the D328® aircraft platform toward an efficient, economic and environmentally friendly aircraft, driving the future of aviation toward climate-neutral flight. With the government of Germany as partner, Deutsche Aircraft is leading the way in a new era of a cleaner, safer and more efficient aviation.

Embraer

276 S.W. 34th Street, Fort Lauderdale, Florida 33315
P: 954-359-3800

<https://embraer.com/global/en>

RAA Representative: André Cavalca, Regional Marketing
Director

Since its inception 52 years ago, Embraer has become the leading manufacturer of commercial jets in the 37 to 150-seat category in the world. Around 100 airlines fly their E-jets and ERJs. Today the E-jet family of airplanes includes the new-generation E2s flying in mainline, regional and low-cost carriers. The three E2 variants have capacities from 70 to 146 seats. Their optimized design gives them tremendous versatility and class-leading sustainability. The order book for E-jets stands at over 1,800 orders and more than 1,600 deliveries. Given their size, the E-jet family is well positioned to help airlines uniquely match capacity with demand.

AVIATION SOFTWARE

ARCOS

445 Hutchinson Ave, Ste 600, Columbus, Ohio 43235
P: 614-396-5610
<https://www.arcos-inc.com/>
RAA Representative: Jordan Abbruzzese, Industry Marketing Manager

ARCOS is a leader in delivering SaaS solutions for managing resources, ensuring accurate, compliant shift scheduling and automatically planning for all types of events. The ARCOS solution reports on the up-to-the-minute location and status of equipment and crews via mobile technology for utilities and other critical infrastructure like airlines, manufacturers and industrial facilities. The ARCOS resource management platform helps organizations save time and money, while improving customer satisfaction and the efficiency, safety and accuracy of operations.

IFS Aerospace & Defense Ltd

175 Terrence Matthews Crescent, Ottawa, Ontario K2M 1W8 Canada
www.ifs.com/industries/aerospace-and-defense/
RAA Representative: Sueann Norris, Marketing Communications Specialist

IFS develops and delivers enterprise software for companies around the world who manufacture and distribute goods, build and maintain assets, and manage service-focused operations. Within our single platform, our industry specific products are innately connected to a single data model and use embedded digital innovation so that our customers can be their best when it really matters to their customers – at the Moment of Service.

AVIONICS MANUFACTURERS & SALES

Avionica, LLC

9941 West Jessamine Street, Miami, Florida 33157
P: 786-544-1144
<https://avionica.com/>
RAA Representative: Claudia Espinosa, Director, Global Services

Avionica, Inc. specializes in complete flight data and communications management solutions comprising of both airborne avionics as well as ground support equipment. Airborne products include the miniQAR Mk III with 4G gateway avSYNC's Immediate Data Transfer, avRDC MAX an evolution to the miniQAR Family that can serve as a perfect AID, avWiFi CWLU/ TWLU Router, satLINK MAX, the fully ARINC 741 compliant Iridium SDU with avTRACK Aircraft Tracking and Telemetry Service.



Collins Aerospace

Collins Aerospace

Avionics Division, 400 Collins Road NE, Cedar Rapids, Iowa 52498
P: +1 319-295-1000
<http://www.collinsaerospace.com>
RAA Representative: Jeff Spies, Account Manager, Avionics Services Business Development

Collins Aerospace is a leader in technologically advanced, intelligent solutions that help to redefine the aerospace and defense industry. We dedicate our capabilities, comprehensive portfolio and expertise to solving customers' toughest challenges and meeting the demands of the global market. The company employs more than 68,000 people in more than 300 locations worldwide.

Based in Cedar Rapids, Iowa, Collins Aerospace's Avionics division includes: commercial and government avionics systems; cabin management and content systems; information management systems and services; fire protection services; and aircraft sensors.

Thomas Global Systems

13844 Alton Parkway, Irvine, California 92618
P: +1 949-596-7895
www.thomas-global.com
RAA Representative: Angus Hutchinson, Chief Executive Officer

Thomas Global is an industry leader in the design, production and support of innovative electronic systems solutions for aerospace and defense applications. Since 1956, the Company has gained international recognition for practical innovation and dependability. Thomas Global delivers expertise in advanced flight displays, armored vehicle electronics and mission system solutions supported by dedicated service and support teams operating around the world. The Company's facilities are in Sydney, Australia and Irvine, California.

Universal Avionics, an Elbit Systems Company

3260 E. Universal Way, Tucson, Arizona 85756
P: +1 520-295-2300
www.uasc.com
RAA Representative: Kosta Gialamboukis/Scott Campbell, Director of Business Development/Airline Programs

Universal Avionics, an Elbit Systems Company, is a leading manufacturer of innovative commercial avionics systems offered as retrofit and forward-fit solutions for the largest diversification of aircraft types in the industry.

CLEANING & DETAILING SERVICES (PAINTINGS & MARKINGS)

Dean Baldwin Painting, LP

2395 Bulverde Road, Suite 105,
Bulverde, Texas 78163
P: 830-438-5340

<http://www.deanbaldwinpainting.com>

RAA Representative: Rick Smith, VP of Business
Development

For over 50 years Dean Baldwin Painting Lp. has been providing expert aircraft refinishing services to the aviation industry. Our well trained and experienced staff of over 350 professionals provide a broad range of services including, full aircraft strip and paint, flight control removal, balancing and re-install, aircraft weigh, minor maintenance and custom liveries for VIP and airline customers. The company has a total of 13 strip and paint bays across 3 locations AZ, NM and IN. The facility features include, temperature controlled bays with air filtration systems and independent water waste management systems.

COMPONENT MANUFACTURING/REPAIR & OVERHAUL

Accessory Aero Group, LLC.

1112 Anne Street, Griffin, Georgia 30224
P: 678-692-8605

<http://www.aagatlanta.com>

RAA Representative: Ron Byrd, President

Located adjacent to the Griffin-Spalding County airport (6A2-and approximately 30 miles from Hartsfield-Jackson Atlanta International Airport, Accessory Aero Group offers full assistance for a multitude of aircraft repair needs. We are owned and managed by aircraft maintenance professionals that have the knowledge and skill to get you the right parts and the right service for your aircraft at competitive pricing.

Aero Parts Mart, Inc

4205 Stadium Dr STE 310, Fort Worth, Texas 76133
P: 817-923-2894

<http://www.apmparts.com>

RAA Representative: Noel VanHook, Business Development
Manager

Aero Parts Mart, (APM-Engineering led company provides quality precision engineered FAA PMA products. Delivering engineered solutions, rapid manufacturing, improved reliability and reduced lead times. APM guarantees significant operational cost reductions meeting our global customer demands through PMA or Owner Produced Parts manufacturing. APM is AS9100C and ISO 9001:2008 Certified. "Bringing Value to Aviation"

Aircraft Lighting International, Inc.

195 Engineers Road, Hauppauge, New York 11766
P: 631-474-2254

www.aircraftlighting.com

RAA Representative: David Mou, Business Strategist

Since 1998, Aircraft Lighting International has designed and manufactured state of the art FAA-certified fluorescent and LED aircraft lighting systems for business, commercial, and military aerospace applications. We specialize in plug and play bulb replacement options that will improve lighting, increase reliability, and reduce maintenance costs. We are an AS9100D certified facility and manufacture all of our products in New York State. Let us help you with all your aerospace lighting needs!

Aviatron, Inc.

25 Customs Drive, South Burlington, Vermont 05403
P: 802-865-9318 F: 802-862-9707

www.aviatron.com

RAA Representative: Paul Mulley, Director of Sales &
Marketing

Aviatron is an Air Cycle Machine and Air Starter Specialist, with a "No BER" guarantee. Our Capabilities also include Overhaul/Repair of Pneumatic Valves, Power Generation Components and Generator Control Units. Offering an in-house Engineering service and an active DER and PMA development program currently delivering proven reliability and substantial operational cost savings. Aviatron is a FAA and EASA certified repair station.

Barfield Precision Electronics

5000 Clark-A Clark Howell Hwy,
Atlanta, Georgia 30349
P: 404-767-4667

<http://www.aeromaintenancegroup.com>

RAA Representative: Brad Darpel, Sales Director

The Aero Maintenance Group (AMG-of companies is recognized as a quality provider of aerospace repair and parts support services. AMG Precision Electronics, Atlanta, GA is a leading MRO provider for electronic, hydraulic, pneumatic, instrument and fuel components and accessories for ERJ, CRJ, ATR and other regional aircraft. AMG's component and accessory repair station, Aero Technologies, Miami, FL focuses on the repair of hydraulic, pneumatic, electro-mechanical and avionics. Flite Components, Dallas, TX specializes in composite and structural repairs including Radome, Thrust reversers, cowling, and flight control surfaces. AMG Air-Pro provides interior and safety equipment refurbishment and parts support including crew seats, slides and rafts.

Camtronics Aviation Group

122 W. Beechcraft Drive, Tulsa, Oklahoma 74132
P: 918-299-5148

www.camtronicsllc.com

RAA Representative: Casey Kenney,
Director of Sales & Marketing

Camtronics group of companies offers a wide variety of specialized repairs designed to reduce costs and improve reliability. The core business of Camtronics involves repair of Antennas, Heat Transfer, Battery/Power Supply, Actuation, Galley, Lavatory, and Fluid System components on most Commercial, Military and Corporate aircraft platforms. We are experts in component repair and overhaul, providing repair solutions driven by our customer's needs. We are specialists committed to fast turn-around times, unparalleled customer service and proven reliability.

Erie Aviation, Inc.

1607 Asbury Road, Erie, Pennsylvania 16505
P: 814-838-8934 F: 814-833-3672

www.ErieAviation.com

RAA Representative: Brian Peterman, Marketing

Erie Aviation, Inc. is a Part FAR 145 Repair Station / Part FAR 21 Manufacturer and distributor for commercial airline cabin equipment, electronics, hydraulics and cargo loading system control units. Erie Aviation, Inc. holds PMA's / STC's for a variety of fluorescent to LED cabin reconfigurations as well as lavatory faucets. All products are proudly made in the USA, in Erie PA. For additional information, please visit our website at: www.ErieAviation.com

COMPONENT MANUFACTURING/REPAIR & OVERHAUL (CONTINUED)

First Aviation

15 Riverside Avenue, Westport, Connecticut 06880
P: 203-291-3300
<https://www.firstaviation.com/>
RAA Representative: Joshua T. Krotec, Senior Vice President

First Aviation Services Inc. (FAvS), located in Westport, Connecticut, is a leading provider of repair and overhaul, PMA parts manufacturing and rotables management to the aviation industry worldwide. FAvS's principal operating subsidiaries are: Aerospace Turbine Rotables, Inc. (AeTR-and Evolution Aerospace, Inc. (EVO-in Wichita, Kansas and Piedmont Propulsion Systems, LLC (PPS-in Winston-Salem, North Carolina. Together, the companies repair and overhaul Landing Gear systems, Flight Controls and Flight Control Actuation systems, Lighting, Power Supplies, Tach Generators, Oxygen & Fire Suppression systems, Hydrostatic Testing, and Crew Masks, all Dowty, Hamilton, Hartzell and McCauley propellers. In addition, the companies offer hundreds of PMAs for Honeywell/Grimes lighting, starter/generator brushes, landing gear, crew masks and oxygen and fire bottles. More information about FAvS and its subsidiaries may be found on the company's website, www.firstaviation.com.

Fokker Services Americas

456 Aerotron Parkway, LaGrange, Georgia 30240
P: +1 706-812-1700
www.fokkerservices.com
RAA Representative: Leon Kouters, Director Sales

Our drive revolves around one purpose: exceed reliability expectations to keep your aircraft where they belong, in the sky. As a Global Independent Aerospace Service Provider we create tailored solutions for your maintenance of regional, commercial and military aircraft. We engineer, repair, upgrade, and deliver made-to-measure solutions, innovating in multiple areas to support your competitive operations. Our services range from type certificate holder-related product support services to flight hour based component availability and repair programs, spare parts, engineering, modifications, and documentation support. The combination of OEM design-expertise and after-sales support makes us an essential partner for the aerospace industry.

Lee Aerospace Inc.

9323 E. 34th St. N, Wichita, Kansas 67226
P: 316-636-9200
www.leeaerospace.com
RAA Representative: Harry Thurmond, SVP Business Development

Lee Aerospace is an industry leader in the design and manufacturing of acrylic aircraft windows, structure assemblies as well as composite parts in our modern manufacturing facility.

We are ISO9001:2015 / AS9100D for the design, manufacturing, assembly, repair, installation and distribution of aerospace window/windshields composite details and assemblies, sheet metal wing spars and fuselage assemblies for the aerospace market. We are also NADCAP certified for composites manufacturing.

Michelin North America Inc.

One Parkway South, Greenville, South Carolina 29615
<http://www.airmichelin.com>
RAA Representative: Brian Remsberg, Marketing Manager

Michelin Aircraft Tire is a leading tire solutions provider to the global aviation marketplace. Michelin tires will help you reduce your business operating costs. Our unique NZG technology makes our tires lighter, more FOD-resistant and longer-lasting. That means lower fuel consumption, fewer maintenance costs, and total peace of mind. With our team of experts, we are the ideal tire partner for your business.



PPG

12780 San Fernando Rd, Sylmar, California 91342
P: 256-859-2500
<http://www.ppgaerospace.com>
RAA Representative: Aaron Anderson, Segment Manager

PPG is a leading manufacturer of original equipment and replacement aircraft transparencies, PRC® and Pro-Seal™ aerospace sealants, DeSoto® and Deft® aerospace coatings, Cuming Microwave and Dexmet engineered materials, and Semco® packaging & application systems for commercial, regional, military and general aviation. PPG also offers chemical management services and framing repair services, and operates a global network of Application Support Centers. Visit us at ppgaerospace.com.

Professional Aircraft Accessories, Inc.

7035 Center Lane, Titusville, Florida 32780
P: 321-264-4109
<http://www.gopaa.com>
RAA Representative: Tonya Wondolowski, Director of Sales and Business Development

Professional Aircraft Accessories, Inc., (PAA), A Greenwich AeroGroup Company, is a licensed FAA 145 repair station that is well known throughout the aviation world as a premier landing gear repair and overhaul facility. PAA has class ratings other than Limited Airframe which includes an extensive list of landing gear capabilities. PAA also holds Accessories Class 1,2,3,4, Radio Class 1,2,3, Instrument Class 1,2,3, and Limited NDI.

CONSULTANTS (LEGAL, INSURANCE, TAX, & COMMUNICATIONS)



Korn Ferry

Miami, FL
P: 305-205-7238 F: 305-377-4428
<https://www.kornferry.com>
RAA Representative: Michael Bell, Senior Client Partner,
Aviation & Aerospace

Korn Ferry is a global organizational consulting firm. We work with organizations to design their organizational structures, roles, and responsibilities. We help them hire the right people and advise them on how to reward, develop, and motivate their workforce. And, we help professionals navigate and advance their careers. Our 8,600 colleagues serve clients in more than 50 countries. We offer five core solutions.

- Organizational Strategy
- Assessment and Succession
- Talent Acquisition
- Leadership Development
- Rewards and Benefits

Our Civil Aviation Practice serves the entire aviation ecosystem including many regional airlines and the aviation services providers that support them.

Littler

815 Connecticut Avenue NW, Suite 400, Washington, DC 20006
P: 202-842-3400 F: 202-842-0011
<http://www.littler.com>
RAA Representative: Kevin Kraham, Shareholder

At Littler, our unparalleled commitment to labor and employment law helps our clients navigate a complex business world with nuanced legal issues – building better solutions for their toughest challenges.

DISTRIBUTOR

3 Points Aviation Corp.

27 Sagona Ave, Unit #4, Mount Pearl, Newfoundland and
Labrador A1N 4P8 Canada
<http://www.3pointsaviation.com>
RAA Representative: Leo Druken,
Chief Financial Officer

3 Points Aviation is a supplier of aircraft rotables and consumables for the regional aircraft market.

AerFin Limited

Newton Road, Crawley, West Sussex RH10 9TS United Kingdom
P: 44-140-358-3219
<http://www.aerfin.com>
RAA Representative: Melissa Hodges,
Marketing Manager

AerFin specialise in aircraft end of life services, offering leasing, technical consulting, trading and supply of equipment from entire aircraft through to piece part components for Airbus, Boeing and E-Jet.

Aviation Inventory Resources

PO Box 1999, Mansfield, Texas 76063
P: 817-672-0060 F: 817-670-0064
www.avinvres.com
RAA Representative: Denise Fernandez,
Director of Sales

Aviation Inventory Resources, Inc. provides support for regional aircraft and spare parts. Our inventory mainly consists of SAAB 340, ATR42/72, jetstream and metro. We are currently expanding our inventory to include embraer and other miscellaneous aircraft parts. Our well trained sales staff is available for any questions that you may have, as well as a 24 hour aog line for your after hours requirements. With our extensive inventory, we offer competitive pricing, exchange as well as leasing opportunities.



Magellan Aviation Group

2345 Township Rd, Charlotte, North Carolina 28273
P: +1-704-504-9204
www.magellangroup.net
RAA Representative: Ron Hankins,
Senior VP, Engine & Airframe Part Sales

Magellan Aviation Group is an industry-leading provider of aftermarket aviation products and services to the commercial and regional airline industries. Magellan provides quality airframe and engine parts, aircraft and engine sales and leasing, as well as inventory management and consignment programs. Our proficient team is skilled in providing a full range of solutions across an extensive variety of aircraft, with custom-tailored solutions & real-time updates to fit the specific needs of each customer. Whether you're in need of an outright unit or a temporary replacement, our team is experienced in developing innovative, flexible options to optimize your fleet management expenses.

DISTRIBUTOR (CONTINUED)

Shell Aviation

910 Louisiana Street, Houston, Texas 77002
P: 937-217-1884
<http://www.shell.com/business-customers/aviation.html>
RAA Representative: Scott McFarland,
Business Development Mgr-TEO

Every day at around 900 airports in about 40 countries, Shell Aviation provides fuel for almost 7,000 aircraft, refueling a plane every 12 seconds. From the private pilot to the largest global airlines, Shell Aviation earns the loyalty of its customers by creating value through the safe and timely supply of high quality aviation fuels and a comprehensive range of high performance aviation lubricants and fluids.

Sky Mart Sales Corp

9475 NW 13th Street, Miami, Florida 33172
P: 305-592-0263 F: 305-592-8359
www.skymart.aero
RAA Representative: Alan Arnett, General Manager

Sky Mart is a leading authorized distributor for Chemicals, Consumables, Fluids, Lubricants, Paints and select Rotables. We represent leading manufacturers like 3M, Alglas, Aeroshell, Castrol, Chemetall, Eastman, Energizer, ExxonMobil, Nuvite, Polyken, PPG, Royco, Socomore and many other leading lines. We maintain a large stock, priced competitively that is ready to ship immediately. Sky Mart is an expert at shelf life management and VMI programs.

TBM, Inc. Filtration Systems Products, Inc.

8506 Herrington Court, Pevely, Missouri 63070
<http://www.fsptbm.com>
RAA Representative: Kim Heikkila, Sales Manager

TBM, Inc. is a business that distributes and manufactures lubricants, greases, chemicals, mil-spec products and lubricating equipment. TBM also offers adhesives, coatings and sealants, as well as specialized equipment to compliment these products. We also manufacture products for specific needs and applications.

Zenith Aviation, Inc.

1321 Lafayette Blvd., Fredericksburg, Virginia 22401
P: 540-361-7700 F: 540-361-7800
www.zenithaviation.com
RAA Representative: Angela Shawaryn, President

We provide quality Airframe and Engine Parts, Exchange Pool Inventories, Customer Managed Repairs, Consignment Programs & 3PL Logistics.

ENGINE MANUFACTURER

GE Aviation

1 Neumann Way, Room 242, Cincinnati, Ohio 45215
P: 35316116013 F: 35316116003
www.geaviation.com
RAA Representative: Paolo Bellini,
Regional Engines and Services, Marketing

GE Aviation, an operating unit of General Electric Company (NYSE: GE), is a world-leading provider of commercial and military jet engines and components as well as integrated digital, electric power, and mechanical systems for aircraft. GE Aviation also has a global service network to support these offerings and provides flexible OnPoint service solutions tailored to meet the needs of the aviation markets.

Pratt & Whitney Canada

1000 Marie-Victorin, Longueuil, Quebec J4G 1A1 Canada
P: 1-800-268-8000
<https://www.pwc.ca>
RAA Representative: Frederic Lefebvre,
Vice President Marketing, Regional Aviation

At Pratt & Whitney, we believe that powered flight has transformed – and will continue to transform – the world. That's why we work with an explorer's heart and a perfectionist's grit to design, build, and service the world's most advanced aircraft engines. We do this across a diverse portfolio – including Commercial Engines, Military Engines, Business Aviation, General Aviation, Regional Aviation, and Helicopter Aviation – and as a way of turning possibilities into realities for our customers. This is how we at Pratt & Whitney approach our work, and this is why we are inspired to go beyond.

ENGINE REPAIR, OVERHAUL & MODIFICATIONS



StandardAero

StandardAero

6710 N Scottsdale Road, Suite 250, Scottsdale, Arizona 85253
P: +1 480-377-3100
www.standardaero.com
RAA Representative: Jason Johnson,
VP, Sales & Marketing

StandardAero is one of the world's largest independent providers of services including engine and airframe maintenance, repair and overhaul, engine component repair, engineering services, interior completions and paint applications. StandardAero serves a diverse array of customers in business and general aviation, airline, military, helicopter, components and energy markets.

FINANCE & LEASING

Elix Aviation Management Limited

12/13 Exchange Place, Dublin, Dublin 1 Ireland
P: +1 571-276-6838
www.elix.aero
RAA Representative: David Ropper,
SVP Commercial

Elix Aviation was initially established to focus on the turbo-prop market segment, where leasing is underrepresented. This market requires a specific focus and set of skills not common to the larger aircraft segment, which represents a market dynamic and aircraft conditions with different risks and returns. An experienced team with diverse backgrounds and significant airline experience allows Elix Aviation to craft tailor-made solutions with its customers and be an active and engaged partner.

Falko

1, Bishop Square, St Albans Road West, Hatfield,
Hertfordshire AL10 9NE United Kingdom
P: +353 1 669 4890
www.falko.com
RAA Representative: Jack Hynes,
VP Portfolio Development

Falko is an aircraft operating leasing company focused on the regional aircraft sector. It is one of the longest standing and largest managers of regional aircraft globally, having acquired 140 aircraft with a total value of \$2.0 billion since its expansion into all regional aircraft types in 2013. Falko's strategy is focused on growing its portfolio of funds and aircraft under management and the continued development of products and services in support of its lease management activity.

GE Commercial Aviation Services

901 Main Avenue, Norwalk, Connecticut 06851
P: 203-229-3300
<https://www.gecas.aero/>
RAA Representative: Dan Slater,
Senior Vice President, Commercial, US

GE Commercial Aviation Services (GECAS) is a global aviation solutions provider, offering a full range of fleet, financing and productivity solutions to the airline industry. With more than 225 airline customers and over 30 years experience in aircraft finance, GECAS owns and manages a fleet of over 1,400 commercial airplanes. GECAS is a wholly owned subsidiary of the General Electric Company. GECAS offers a full range of fleet, financing and productivity solutions, including: Operating leases, Sale/leasebacks, Aircraft trading and remarketing, Secured loans, Regional Jets, Freighter aircraft, Engine Leasing, Asset management, Pilot training and services, and Fleet advisory/technical services. GECAS has a broad portfolio of Bombardier and Embraer regional jets for lease to airlines around the world. Markets/Industries served: Over 225 airlines in 70 countries.

Nordic Aviation Capital

5th Floor-Bedford Place, Henry Street, Limerick, Ireland
<http://www.nac.dk>
RAA Representative: Chris Mueller,
Vice President-Marketing

Nordic Aviation Capital (NAC) is the global leader in Regional Aircraft Leasing and Financing, and the fifth largest aircraft leasing company in the world. NAC provides aircraft leasing and lease management services to airlines and aircraft investors worldwide. NAC provides flexible, customized and competitive aviation solutions to airlines globally. With offices in Ireland, Canada, Denmark, Singapore and the United States we are best situated to serve each commercial aviation market across the globe. NAC has a current fleet of over 400 owned and managed aircraft and serves over 70 airline customers in 49 countries.

FLIGHT CREW PRODUCTS/SERVICES

David Clark Company

360 Franklin Street, Worcester, Massachusetts 01604
P: +1 508-751-5800
www.davidclark.com
RAA Representative: Paul Bryson,
Market Manager - Aviation

Located in Worcester, Massachusetts, David Clark Company introduced the first noise-attenuating headset in 1975 designed to provide hearing protection for pilots, while also providing clear reception and crisp transmission at normal voice levels in a noisy aircraft. Since then, the 'green domes' have consistently set the standards of comfort, quality and performance in aviation headset design and manufacture. Today, our broad line of passive noise attenuating and Electronic Noise Cancelling (ENC)-aviation headsets for both fixed wing and rotary wing aircraft is the top choice for general aviation and commercial pilots. David Clark Company – Employee owned in the USA!

FLIGHT PLANNING SERVICES



AIR SUPPORT A/S

Nimbusvej 9, Billund, Vejle 7190 Denmark
P: +4527127555
<http://www.ppsflightplanning.com>
RAA Representative: Thomas Johansen,
Area Manager, Americas

Today, aircraft operators in more than 75 countries use our software solutions.

We specialize in delivering advanced flight planning software PPS Flight Planning (PPS-with integrated web-based briefing service CrewBriefing, Weather Watch and OpsControl | Flight Watch incl. global coverage and gate-to-gate precision.

We are the market leader in Europe and deliver PPS to airlines, business aircraft operators as well as service providers. We offer advanced interfaced solutions to aviation operators who utilize 3rd party scheduling and crew planning systems, which give operators fully automated and dynamically optimized data.

400+ companies worldwide use our flight planning system.



Same high utilization and proven reliability. Plus, technologies to reduce emissions.

GE's CF34® engine. Continually investing — then, now and into the future.

More than a quarter century ago, GE Aviation's CF34 engine helped launch the regional jet engine revolution. And we remain committed to evolving and investing in our CF34 engine portfolio to help ensure the continued success of regional aviation.

And by utilizing already-approved Sustainable Aviation Fuel, GE's 360 Foam Wash to restore engine

efficiency, and GE Digital software to optimize flight operations to reduce fuel consumption, CF34 operators can lower their carbon footprint.

Discover more at geaviation.com/CF34. And visit geaviation.com/sustainability to learn more about how we're working to lower emissions and improve fuel efficiency across the portfolio.



FLIGHT TRAINING SIMULATORS

CAE

8585 Cote-De-Liesse, Saint Laurent, Quebec H4T 1G6
Canada
<http://www.cae.com>
RAA Representative: Daniel Martineau, Group Leader
Tradeshows and Events

CAE is a world leader in providing simulation and modelling technologies and integrated training solutions for the civil aviation industry and defence forces around the globe. CAE employs more than 6,500 people at more than 75 sites and training locations in 20 countries. We have the largest installed base of civil and military full-flight simulators and training devices. Through our global network of 29 civil aviation and military training centres, we train more than 75,000 crewmembers yearly. We also offer modelling and simulation software to various market segments and, through CAE's professional services division, we assist customers with a wide range of simulation-based needs.

FlightSafety International

3100 Easton Square Place, Suite 201, Columbus, Ohio
43219
P: 1-718-565-4100
www.flightsafety.com
RAA Representative: Blaine Little, Assistant Director, Sales

Founded in 1951, FlightSafety International is the world's premier professional aviation training company and supplier of flight simulators, visual systems and displays to commercial, government and military organizations. FlightSafety provides more than 1.4 million hours of training each year to pilots, technicians and other aviation professionals and has manufactured over 720 simulators and other advanced technology training devices. Many leading airlines around the world rely on FlightSafety for professional training services, and flight simulation equipment. We serve regional aircraft operators using a fleet of full flight simulators and other advanced technology training devices located at Learning Centers worldwide.

GOVT/COLLEGES/UNIVERSITIES/SCHOOLS

ATP Flight School

P: 904-595-7950
<https://atpflightschool.com>
RAA Representative: Ashley Pillon, Manager, Airline and
Corporate Partnerships

ATP is the nation's largest flight school, providing students with the most efficient path to a successful airline pilot career. For over 35 years, ATP has been the leader in professional flight training and supplying pilots to regional and major airlines.

Baylor Institute for Air Science

One Bear Place #97413, Waco, Texas 76798-7413
P: 254-710-3563 F: 254-710-3560
www.baylor.edu/aviation
RAA Representative: William B. Cade III, Ph. D.,
Program Director

Baylor Institute for Air Science at Baylor University offers the unique combination of a professional aviation degree and a stellar education from a world-class, faith-based university. Soar to new heights and discover Baylor's one-of-a-kind spirit of community and faith!

California Aeronautical University

1450 Boughton Drive, Bakersfield, California 93308
P: 661-615-5915 F: 661-615-5914
<https://calaero.edu/>
RAA Representative: Matthew Johnston, President

California Aeronautical University prepares students for exciting careers in aviation. With locations in Bakersfield, San Diego, Oxnard, and Phoenix, the University offers degree programs for aviation-related careers at the associate's, bachelor's and master's degree levels. CAU's campus is an on-airport world-class training facility. The 20-acre tree-lined campus is home to a 39,000-square-foot flight training center and a 32,000-square-foot hangar. Other amenities include on-campus student housing, dining hall and recreation center with athletic courts, gym, and pool. The University offers FAA Part 141 approved training and financial aid to those who qualify. For more information, visit www.calaero.edu or call 661-615-5915.



WESTERN MICHIGAN UNIVERSITY

College of Aviation

Western Michigan University - College of Aviation

237 Helmer Road, Battle Creek, Michigan 49037
P: 269-964-5768 www.wmich.edu/aviation
RAA Representative: Tom Thinner, Manager of Recruitment,
Marketing, and Outreach

Western Michigan University's College of Aviation offers the only comprehensive aviation program at a public university in Michigan, and with nearly 1,200 undergraduate students, is one of the largest aviation programs in the nation. Backed by over 80 years of aviation experience, education, and our excellent industry reputation, WMU's College of Aviation is a powerful force in the future of aviation training. As one of three aviation programs in the United States affiliated with both United Aviate and Delta Propel, and the only one connected to Delta, United, and the AAR Eagle Career Pathway program, employment opportunities abound at WMU.

MAINTENANCE & REPAIR STATIONS

1 Vision Aviation

2500 Keokuk Ave, Sioux City, Iowa 51111
P: 712-574-8727
<https://www.1vision.aero>
RAA Representative: Jimmy Sponder, CEO

1 Vision is a complete, one stop FAR part 145 repair station housed in a 32,000 square foot hangar facility located on Sioux City, Iowa's Sioux Gateway Airport (KSUX). We have all the necessary capabilities required to take care of any and all of your airline's needs. We provide a complete range of in-house maintenance and repair options from heavy checks, line maintenance, sheet metal repair and fabrication, all the way to complete exterior aircraft paint.

Aircraft Propeller Service, Inc.

595 Telsler Road, Lake Zurich, Illinois 60047
P: 847-541-1133
<http://www.aircraftpropeller.com>
RAA Representative: J.P. DeJoris, Director of Sales

A dedicated airline support facility specializing in propellers, governors and accessories since 1953. We continue to provide service and sales support for Dowty, Hamilton Sundstrand, Hartzell, McCauley, BFG, Woodward, Rapco, Lermer and MAPCO products. Recently, our capabilities have expanded to the service of wheels, brakes and landing gear. These components will be serviced with the same attention to detail and quality that our long established reputation has been built on. Our specialty is the customers.



Ascent Aviation Services

24641 E Pinal Air Park Rd, Marana, Arizona 85653
P: 520-682-4181
<https://ascentmro.com/>
RAA Representative: Scott Butler, Chief Commercial Officer

Ascent Aviation Services is one of the largest aircraft maintenance operations in the world providing fully integrated aviation maintenance, repair and overhaul (MRO), line maintenance, storage, reclamation, paint and interior services to owners, operators, and lessors of wide body, narrow body, and regional aircraft. Ascent Aviation Services currently operates two maintenance facilities that span more than 1,250 acres and houses 5 hangars in southern Arizona. Ascent Aviation Services is a Class IV CFR Part 145 certified Repair Station and maintains approvals & certifications from regulatory authorities globally, including FAA, EASA, BDA/AMO, TCCA, NCAA, and 2-REG.

Atlanta Aerospace

129 Sky Harbor Way, Griffin, Georgia 30224
P: 1 770-467-9490
www.atlantaaero.com
RAA Representative: Michael Cook, Director of Sales

Atlanta Aerospace is a composite and sheet metal shop focused primarily in radome repair. We have an on-site transmissivity booth. In addition to radomes, Atlanta Aerospace specializes in ATA 78 sheet metal assemblies, various other composite structures, cargo nets, and safety equipment.

C&L Aviation Group

40 Wyoming Avenue, Bangor, Maine 04401
P: 1 207-217-6050
<http://www.cla.aero>
RAA Representative: Calvin Tuitt, SVP Business Development MRO

We are a global aviation services and aftermarket-support provider for regional and corporate aircraft specializing in quality parts, service, sales, leasing, maintenance, aircraft refurbishment, and aircraft re-marketing. We make aircraft ownership more economical by providing all of our services in one location: our state-of-the-art 200,000 square-foot facility at Bangor International Airport in Maine, where for more than 20 years, aircraft have been coming for maintenance and inspections. And to make things even more convenient for our customers, we also maintain sales offices and warehouses around the globe.

Commercial Jet Inc.

4600 NW 36th St, BLDG 896, Miami, Florida 33166
P: 305-341-5150
<https://www.commercialjet.com/>
RAA Representative: Rick Townsend, Vice President, Sales & Marketing

Commercial Jet provides turn-key aircraft maintenance, repair and overhaul (MRO) services for a wide array of commercial and military aircraft. As an independent FAA EASA approved repair station, our customers include scheduled and non-scheduled passenger airlines, cargo operators and leasing companies. Commercial Jet has two large facilities encompassing over half a million square feet, strategically located in South Florida and Alabama - with both facilities capable of supporting multiple heavy maintenance checks simultaneously. Positioned within the industry as a leading provider of responsive, quality and cost effective maintenance solutions, Commercial Jet is your partner for Advanced MRO Solutions.

Dallas Aeronautical Services

1456 Edgefield Dr, Cedar Hill, Texas 75104
P: 799-9090
<http://dasvcs.com>
RAA Representative: Michael Ward, Business Relations Manager

Leading provider of overhaul and repair services for corporate and commercial aircraft composites, structures and assemblies.



SkyWest
AIRLINES

EMPLOYEE ID: 4811032
MULTI-PASS

QELB
SERVICE CHART
8411191-110-0000-0000

MAINTENANCE & REPAIR STATIONS (CONTINUED)

HEICO

3000 Taft Street, Hollywood, Florida 33021
P: 954-987-4000
www.heico.com
RAA Representative: Kim Barmoha,
Senior Director, Marketing

HEICO Corporation is globally recognized as a leader in high quality, cost-saving parts supply and repair solutions. HEICO Parts Group is the world's largest independent supplier of FAA-PMA approved engine and component parts for virtually every engine platform and ATA chapter, holding over 11,000 FAA approvals, and producing more than 500 new, highly engineered parts each year. HEICO Repair Group supplies flight-critical repair and overhaul services for aircraft components and is one of the largest independent component MRO and Asset Management Services providers in the world. HEICO Distribution Group is the world's largest Distributor of Original Equipment Parts to the airline, MRO and OEM markets.



Lufthansa Technik AERO Alzey

Lufthansa Technik AERO Alzey GmbH

Rudolf-Diesel-Str. 10, Alzey,
Rhineland Palatinate 55232 Germany
P: +49 (0) 6731-497 0
www.lhaero.com
RAA Representative: Raimund Schnell,
VP Marketing + Sales

With more than 30 years experience in MRO services for regional aircraft engines, Lufthansa Technik AERO Alzey is nowadays the leading independent service provider for CF34-3/-8/-10 series and PW100- and PW150 series engines and the PW1500G as latest family member. LTAA is industry recognised for providing Regional Airlines as well as General & Business Aviation Operators with high quality maintenance services and repairs at excellent price-performance ratios. LTAA is a General Electric and P&WC designated/authorised repair and overhaul facility and approved by FAA and EASA and others. The services comprise engine overhaul and repair, HSI, engine conversions, worldwide onsite support and engineering services. With more than 50 units of CF34-series, PW100 and PW150-series lease engines, customers are supported in the most flexible and shortest time frame to keep the aircraft flying. We are continuously growing and well recognized as one of the most attractive and reliable employer in the region.



MHIRJ Aviation ULC

3655 Avenue des Grande Tourelles, Suite 110, Boisbriand,
Quebec J7H 0E2 Canada
P: +1 450-497-0555
<http://www.mhirj.com>
RAA Representative: Ross Mitchell, Vice President,
Corporate Shared Services

MHIRJ Aviation Group (MHIRJ) provides comprehensive critical operational, engineering and customer support solutions including maintenance, refurbishment, technical publications, marketing and sales activities for the global regional aircraft industry. Headquartered in Montréal, Quebec, and bolstered by an Aerospace Engineering Center, MHIRJ's network of service centres, support offices and parts depots are positioned in important aviation hubs in the U.S., Canada and Germany. A wholly owned subsidiary of Mitsubishi Heavy Industries, Ltd, MHIRJ Aviation Group includes MHIRJ Aviation ULC (Canada), MHIRJ Aviation Inc. (U.S.A.) and MHIRJ Aviation GmbH (Germany).

Olmsted Instrument Company

1401 Stoneridge Drive
Middletown, Pennsylvania 17057
P: 717-944-4021
www.olmsted.cc
RAA Representative: Bill McMinn, President

Established in 1970, Olmsted Instrument Company provides avionics, instrumentation, and accessories sales, service, and installation for private, corporate, commercial, and government entities.

Phoenix Air Repair, Inc.

1842 E. 3rd. St., Tempe, Arizona 85281
P: 480-730-7905 F: 450-730-9952
<http://www.phxair.net>
RAA Representative: Perry Hogan, General Manager,
Business Development

Phoenix Air Repair, Inc. is the certified repair station of choice in the Valley of the Sun for specialized aircraft components. As an FAA/EASA repair station, Phoenix Air Repair, Inc. holds limited accessory, instrument, and radio ratings. We focus on the repair of components for Bombardier, Embraer, Boeing/Douglas, and Airbus aircraft electronics, avionics, and instruments.

Premier Aviation Quebec Inc.

800, 8e rue de l'Aéroport, Quebec G2G 2S6 Canada
P: 1-888-578-3369
www.premieraviation.ca
RAA Representative: JC Tewfik, VP Sales,
Marketing & Services

Premier Aviation Quebec Inc. is an International primary provider of regional airframe heavy maintenance with all back shops under one roof. Located at the Jean Lesage International Airport in Quebec City (YQB), Quebec, Canada, Premier Aviation Quebec Inc. is Transport Canada, FAA (Bi-lateral), ANAC, 2-REG and EASA certified. Premier Aviation Quebec Inc. provides world-class cost-effectiveness and value-added MRO services to lessors and aircraft operators worldwide. We maintain all regional types' aircraft such as but not limited to: EMB 170/190, ERJ 135/145, Dash 8 Family, ATR42/72, CL215-415 and SAAB340. Let our technician make your Heavy Maintenance a positive experience!

MAINTENANCE & REPAIR STATIONS (CONTINUED)

PrimeFlight Aviation Services

3 Sugar Creek Center Boulevard, Sugar Land, Texas 77478
P: 281-942-6800
www.primeflight.com
RAA Representative: Carl Shipsky/Amanda Hoffman, VP,
Sales & Customer Support/ Senior Director, Marketing &
Communications

PrimeFlight Aviation Services provides air carriers and airports with a wide range of aircraft, passenger and security services, including GSE Maintenance, Cargo, Fueling, Deicing, Ground Handling, Aircraft Appearance and Customer Support services, to ensure the safe and reliable operation of their aircraft and the comfort of their passengers. Our team is focused on quality, safety and providing a positive customer experience through all services offered. We strive to be a leading provider of aviation services and strong business partner for our customers.

Sky Service F.B.O. Inc.

6120 Midfield Road, Mississauga, Ontario L5P 1B1 Canada
P: 796-0689
<http://www.skyservice.com>
RAA Representative: Kelly McCaffrey, Off Site Coordinator

In 1986, Skyservice was incorporated in order to serve the needs of the Aviation Community. Over the past 21 years Skyservice has become the primary reference for Business and Regional Aviation Services. With award winning FBO and Maintenance facilities in Montreal, Toronto and Calgary, Skyservice has taken a large focus on regional aircraft maintenance with over 300 employees as well as 300,000sq. ft. of state of the art hangar and maintenance facilities to support Regional aircraft operators. Skyservice Aviation is currently one of the largest aviation companies in Canada including maintenance, charter, aircraft management, FBO and air ambulance services.

STS Aviation Group

2000 NE Jensen Beach Blvd, Jensen Beach, Florida 34957
P: 888-777-2960
<http://www.sts-cs.com>
RAA Representative: Kim Johnson,

STS Aviation Group is a fully integrated turnkey solutions provider with a common goal. Whether you need a single aircraft mechanic, a full range of Aviation Staffing, Engineering, Line Maintenance or Component Solutions, we are available to support you. STS is a recognized leader in providing A&P Staffing Services, Line Maintenance Services, Engineering Services and Component Distribution and Inventory Management Service to the global aviation market.

WILKERSON AIRCRAFT TIRES

206 West Virginia Ave., P.O. Box 438, Crewe, Virginia
23930
P: 434-645-9641 F: 434-645-7759
<https://www.wilkersonaircrafttires.com/>
RAA Representative: Bill Wilkerson, President

Wilkerson Aircraft Tires is the leading tire supplier for the Commuter/Regional fleets in the USA as well as many countries. We offer programs using both new tires and retreads in an effort to offer each airline purchasing options that work well for their tire requirements.

OTHER

Aerovision International LLC

620 E. Ellis, Norton Shores, Michigan 49441
P: 231-799-9000
<http://aerovi.com/>
RAA Representative: Mickala VanDop,
Senior Director of Sales & Operations

A global leader in after market aviation parts, whole asset sales and leasing. With a primary focus of connecting our customers with a solution, through integrity and relationships.

ALPA, Air Line Pilots Association, Int'l

7950 Jones Branch Drive, Suite 400S McLean, VA 22102
P: 703-689-2270
<http://www.alpa.org>
RAA Representative: Keith Hagy, Director,
Engineering and Air Safety

The Air Line Pilots Association, International (ALPA), Int'l is the largest air line pilots union in the world, representing 59,000 pilots at 33 US and Canadian airlines.

Boeing

Englewood, Colorado 80112
P: 303-799-9090
<https://shop.boeing.com/>
RAA Representative: Rhonda Larence,
Industry Relations Manager

Boeing's century of experience in bringing innovative service solutions to commercial, business & general aviation, defense and space customers united to form Boeing Global Services. With a focus on innovative services in engineering, digital solutions and analytics as well as supply chain logistics and training support, Boeing delivers agile, cost-competitive solutions, regardless of the original equipment manufacturer, so customers can reduce costs, drive efficiency and optimize operations.

OTHER (CONTINUED)

Boutique Air Inc

5 3rd Street, Suite 925, San Francisco, California 94103
P: 855-268-8478
<https://www.boutiqueair.com/>
RAA Representative: Shawn Simpson, CEO

Boutique Air, Inc. is a commuter airline based in San Francisco, California.

Dubuque Regional Airport

11000 Airport Rd, Dubuque, Iowa 52003
P: 563-589-4233
<http://www.flydbq.com>
RAA Representative: Todd Dalsing, Airport Director

Dubuque Regional Airport provides viable and competitive airport services while promoting sustainable economic development within the region.

Flight Safety Foundation

701 N. Fairfax Street, Suite 250
Alexandria, Virginia 22314 United States
P: 703-739-6700 F: 703-739-6708
<https://flightsafety.org/>
RAA Representative: Louise Martin,
Vice President of Membership

Since 1947, Flight Safety Foundation has helped save lives around the world. The Foundation is an international non-profit organization whose sole purpose is to provide impartial, independent, expert safety guidance and resources for the aviation and aerospace industry.

Huntsville International Airport

1000 Glenn Hearn Blvd, Box 20008,
Huntsville, Alabama 35824
P: 256-772-9395
<https://www.flyhuntsville.com/>
RAA Representative: Rick Tucker, Chief Executive Officer

Huntsville International Airport (HSV) is the largest commercial airport in North Alabama, serving more than 1.2 million passengers annually. HSV is known throughout its 18-county service region for outstanding customer service, state-of-the-art technology and convenience. HSV has nonstop service to 13 destinations, including: Atlanta, Charleston, Charlotte, Chicago, Dallas, Denver, Detroit, Houston, Miami (seasonal), Orlando, Tampa and two airports in Washington D.C. – Dulles and National. The airport is quick and easy to navigate, and very convenient to all the attractions and businesses located in North Alabama.

Jet Support Services, Inc. (JSSI)

180 North Stetson Ave, 29th Floor, Chicago, Illinois 60601
P: 312-644-8716
www.jetssupport.com
RAA Representative: Francisco Zozaya, Senior Vice
President, Business Development & Strategy

For over 30 years, Jet Support Services, Inc. (JSSI), has been the leading independent provider of maintenance programs to the aviation industry, covering virtually all makes and models of aircraft, engines, and APUs. JSSI provides its customers with comprehensive, flexible and affordable financial programs and tools for managing the often unpredictable costs of operating and maintaining business and commercial jets, turboprops and helicopters. As the creator of the revolutionary Tip-to-Tail® Program, JSSI is the only single source provider of this trademarked service. JSSI serves customers globally and manages maintenance services through its worldwide infrastructure of certified technical advisors.

Regional One, Inc.

6750 NE 4th Ct, Miami, Florida 33133
P: 305-759-0670
www.RegionalOne.com
RAA Representative: Tony Daponte,
Director of Sale and Marketing

Regional One is a purchaser, lessor, and seller of aircraft, aircraft parts, engines and engine parts, offering worldwide support to regional and commercial aircraft operators.

RIM ENTERPRISES LLC

1050 Lyons Lane, Marion, Iowa 52302
P: 319-393-9727
www.riment.com
RAA Representative: ALLAN NORDINE, Vice President

RIM Enterprises LLC is focused on being your aircraft parts supplier of choice by offering impeccable customer service while maintaining the highest quality standards. Our staff utilizes over 150 years of combined aviation experience to assist with your requirements and has been delivering aircraft parts worldwide since 1991.

Originally established as a supplier of avionics and instrumentation, through strategic planning and extensive inventory expansion we have grown in to a full service aircraft parts supplier capable of meeting all of our customer's needs. We maintain an inventory in excess of 90,000 line items at our centrally located facility in Marion, Iowa.

We offer creative aircraft parts solutions to our customers on a purchase, exchange, lease and rental basis. We are pleased to customize plans to meet each and every customer's specific requirements. Our dedicated staff will be happy to work with you every step of the way with only one goal in mind...your complete satisfaction.

OTHER (CONTINUED)

U.S. Technical

2461 E. Orangethorpe STE 105, Fullerton, California 92831
P: 714-446-1920 F: 714-446-1931
www.ustechnical.com
RAA Representative: Jerry Schumacher, President

U.S. TECHNICAL was founded in 1990 by a group of successful aviation businessmen and technical experts. It is headquartered in Fullerton, California and employs over 20 people. U.S. Technical's Engineering and Certification Services, provides services to most US and many foreign major airlines as well as aviation equipment suppliers. Our Team Services provide customer specific manpower and program management personnel for worldwide applications. We also offer products and parts kitting services and have the resources to support your aircraft modification programs. We are approved by the FAA to provide parts manufacturing authorization (PMA) to our customer base.

University Aviation Association

8092 Memphis Ave, Millington, Tennessee 38053
P: 901-563-0505
<https://www.uaa.aero/>
RAA Representative: Dawn Vinson, Executive Director

The University Aviation Association (UAA) is the voice of collegiate aviation to our members, the industry, government and the general public. Through the collective expertise of our members, UAA plays a pivotal role in the advancement of degree-granting aviation programs that represent all segments of aviation. Today, UAA is comprised of over 1200 members from more than 220 colleges and universities in the U.S., Canada, Australia, Europe, and Asia. The organization and its members are poised to meet the ever-changing needs of the aviation industry and address the challenges of the 21st century.

SAFETY & EMERGENCY EQUIPMENT

DeGross Aviation Technologies

150 Forest Park Dr., Berne, Indiana 46711
P: 866-359-2020
<http://www.degrossoaviation.com>
RAA Representative: Adam Thompson, Director, Marketing

Since 1985, DeGross Aviation Technologies has brought together product development and pilot experience to create expertly engineered aircraft safety solutions for corporate, commercial, and general aviation. We are the first and only company to design and manufacture self-disengaging pitot probe covers, saving lives and costly accidents and incidents.

SPECIALIZED SERVICES

Aviation Accreditation Board International

115 S. 8th Street, Suite 102, Opelika, Alabama 36801
P: 334-748-9359
<https://www.aabi.aero/>
RAA Representative: Dr. Guy Smith, President

The Aviation Accreditation Board International (AABI) was created in 1988 at the initiative of 100 colleges and universities with aviation programs who recognized the need to establish standards and submit themselves to the review of their peers and the industry. Its purpose is to serve as the official accrediting body for all collegiate aviation. Accreditation is a system for recognizing educational institutions and/or their professional programs that achieve and maintain a level of performance, integrity and quality that entitles them to the confidence of the educational community, the industry and the public they serve.

FirstSource Solutions

100 Highpoint Drive, Suite 102, Chalfont, Pennsylvania 18914
P: 215-396-5505
<http://www.firstsourcesolutions.com/>
RAA Representative: Mary Ellen Petti,
Vice President, Client Advocacy

First Source Solutions delivers a variety of solutions to address the needs of employer regulatory compliance and addiction medicine, including: drug & alcohol testing, occupational health services, background screening and monitoring of those with a substance use disorder.

Formerly FirstLab, FS Solutions is a partner with RAA in the RAA Drug Testing Consortium.

Garmin

<https://www.garmin.com/en-US/>
RAA Representative: Marla Prothe

We make products that are engineered on the inside for life on the outside. We do this, so our customers can make the most of the time they spend pursuing their passions. With more than 11,500 associates in 60 offices around the world, we bring GPS navigation and wearable technology to the automotive, aviation, marine, outdoor and fitness markets. We think every day is an opportunity to innovate, and a chance to beat yesterday.

Heads Up Technologies, Inc.

2033 Chenault, Suite 100, Carrollton, Texas 75006-5119
P: 972-980-4890 F: 972-980-4843
www.heads-up.com
RAA Representative: Rob Harshaw, President / CEO

Heads Up Technologies began by developing highly advanced digital audio checklist systems for pilots that allowed them to fly "heads up." Since that first innovative step, we've expanded our expertise to include an array of cockpit, cabin and aviation electrical solutions.

From warning systems that enable safer flight, to cabin management systems that set a new standard for luxury, we're out to redefine the flying experience. Our goal is to make your vision a reality by removing obstacles, and by delivering customizable products that work seamlessly into your design.



GO BEYOND


XT

SETTING NEW STANDARDS IN REGIONAL AVIATION

EXTENDED TIME-ON-WING WITH THE **PW127XT ENGINE SERIES**

Pratt & Whitney's commitment to performance and innovation continues to lead the way in regional aviation. The revolutionary PW127XT engine series is setting new standards with extended time-on-wing, reduction in maintenance costs and improvements in fuel efficiency. Using the latest materials and engineering technology, the PW127XT engine series is purpose-built to improve airline economics and sustainability – with a dedicated global team of experts to keep you flying.

LEARN MORE AT PWC.CA/XT



SPECIALIZED SERVICES (CONTINUED)

HQ Aero Management (US-Inc.)

167 Airplane Ave, Bridgeport, West Virginia 26330
P: 304-848-0900 F: 304-848-0904
www.hqaero.com
RAA Representative: Ronald Eagle, President

In today's aviation industry when most companies struggle with finding qualified aircraft technicians, they rely on the services of a highly qualified recruiting partner.

In addition to recruiting highly qualified aviation contractors for your short or long term contract needs, HQ Aero offers recruiting and placement services for your direct placement needs as well. The only time we charge a fee for service is when you make an offer to a candidate and they start work with your company. We offer direct placement recruiting services to our customers at a substantially discounted rate, as a compliment to our contract recruiting services, in an effort to build a strong long term relationship as our customer's full service aviation recruiter of choice.

Jet Yard

25233 E Pinal Airpark Road, Suite 101,
Marana, Arizona 85653
P: 952-224-2426
<http://jetyard.com>
RAA Representative: Dave Bixler, President

Jet Yard looks forward to offering aircraft maintenance services to your organization

- Aircraft storage, short and long-term parking
- Engine preservation and storage services
- Engine & APU borescope inspection services
- Part warehousing and storage
- Static displays, training aids, cockpit and special skin cuts
- Disassembly, part-out, packaging, wrapping, crating and shipping
- Aircraft and engine end of life solutions and recycling
- FAA 145 maintenance service capabilities
- Worldwide aircraft disassembly and recycling services

JETPUBS Inc

900 Crest View Drive, Suite 130, Hudson, Wisconsin 54016
P: 715-220-4232
www.jetpubs.com
RAA Representative: Larissa Fildes, Chief Executive Officer

At JETPUBS, our primary purpose is to make our clients' lives easier. With 500+ global clients, JETPUBS is an aviation services company that specializes in delivering tailored solutions for training materials and manuals management.

As a leader in this niche space, JETPUBS assists clients to improve their efficiency, safety, and compliance of their flight operations, in-flight, maintenance, and ground operations by delivering high-quality materials and services in print and digital formats. From managing content and manual revisions via our Online Manuals Service (OMS-to providing cockpit posters, static trainers, systems schematics, and graphics, we deliver unmatched customized solutions.

M&H Uniforms/Murphy & Hartelius

843 Stanton Road, Burlingame, California 94010
P: 800-888-9927 F: 650-344-3165
<http://www.mandhunifforms.com>
RAA Representative: Briana Sanders, Uniform Sales Specialist

M&H Uniforms is a third generation family business that has specialized in uniforms for over 60 years and we have the right uniform for you!

We can help with a customized program, of any size, making your company totally unique or you can visit our existing inventory with no inventory obligation or commitment. We look forward to working together!

Opslab

800 Brazos Street, Unit 808, Austin, Texas 78701-2540
P: 281-515-9043
<https://www.opslab.com/>
RAA Representative: Henry Townsend, Head of Global Sales, Airlines

Opslabs provides smart assistants to solve operational planning, tracking and recovery problems at scale. Our solutions, built with operations research and machine learning, tackle reactive and predictive aspects of problems like scheduling, routing and dispatch, and automate away the most complex parts of solving such problems.

Papillon Grand Canyon Helicopters

P.O. Box 455, 3568 Airport Road,
Grand Canyon National Park, Arizona 86023
P: 928-638-9330 F: 928-638-9349
www.Papillon.com
RAA Representative: Jeff Bubier, South Rim General Manager / DER

Papillon Grand Canyon Helicopters conducts helicopter tours over the Grand Canyon, Las Vegas Strip, tours from Page AZ to Bryce Canyon, Monument Valley and Lake Powell as well as charter services.

Papillon has a Utility division that supports Arizona Game and Fish, Grand Canyon National Park and Fire fighting operations throughout out the United States.

SPECIALIZED SERVICES (CONTINUED)



RCMBT

89 Mojave Crescent, Richmond Hill,
Ontario L4L8N9 Canada
P: 905-264-7501 F: 905-264-7856

<https://www.rcmbt.com>

RAA Representative: Paul Vascotto, President & COO

RCMBT has more than 16 years of technology experience dealing with Big Data. We developed a truly unique analytics service in this highly-regulated and risk-adverse aerospace industry. Using client collected data, we process it through our internally developed tools and AI platform, driving out the best insights for clients to implement. The net results are improved technical and operational performance, lower operational costs, improved asset utilization, and optimization. Our team's extensive aerospace knowledge, hands-on experience in the industry, and investments made in technology have positioned RCMBT as the forefront leader providing analytics services to commercial aviation operations and MROs in a cost effective manner.



Sterling Global Aviation Logistics

570 Herndon Parkway, Suite 300, Herndon, Virginia 20170
P: 800-633-6666 F: 703-471-4557

www.sterlingaog.aero

RAA Representative: Steve Wilson, SVP Business
Development - Americas

The rapid transportation of critical and valuable aviation parts demands quick response time, precision handling and real-time monitoring. Sterling meets these needs swiftly and efficiently – offering you a complete array of customized solutions, on-time delivery and round-the-clock, personalized service every day of the year. Our industry experts know that every moment counts and your requests are met with a range of unparalleled speed, reliability and attention to detail to keep downtime to a minimum. With a wide range of solutions for shipping everything from AOG parts, Dangerous Goods, Loan-Borrow Recovery and Reverse Logistics. Sterling's priority services offer you: Next Flight Out; Next Drive Out; OBC – Hand Carry; Global Air Charter and Global Priority Freight. Real-time tracking and tracing. 24/7/365 logistics that keep you flying.

Travelpro Products Inc

700 Banyan Trail, Boca Raton, Florida 33431
P: 561-998-2824 F: 561-912-0416

<http://www.travelpro.com>

RAA Representative: Patricia Duffy, Director- Airline Division

For over 25 years, Travelpro® has prided itself on design innovation and durability in crafting the highest quality luggage for travelers worldwide. Since transforming the ease of modern day travel with The Original Rollaboard® wheeled luggage, Travelpro has been the brand of choice for flight crews and frequent travelers on every continent. Today, Travelpro's spinner and Rollaboard® suitcases, executive briefcases, rolling travel duffel bags, totes and backpacks are the choice of more than ninety airlines and frequent travelers worldwide. The company is dedicated to building a lifelong relationship with its customers by consistently meeting and exceeding their expectations.

TRAVEL SERVICES

Accommodations Plus International (API)

1200 Rte. 109, Lindenhurst, New York 11757
P: 254-710-3563

<http://www.apihotels.com>

RAA Representative: Ramzi Kamel,
Chief Commercial Officer

Accommodations Plus International (API) was founded in 1984 on the principles of integrity and professionalism as a solution provider to the airline industry specializing in the handling of hotel accommodations for airline crews as well as business and leisure travel. As a full-service travel management company, API includes a suite of technology solutions that streamline the process of securing accommodations. API's transparent pricing model and advanced suite of solutions offer our airline clients an optimized solution that will simplify operations and result in considerable savings.

Via Airlines

111 S. Maitland Avenue, Maitland, Florida 32751
P: 407-641-4122 F: 407-374-2429

<http://www.flyviaair.com>

RAA Representative: Amos Vizer,

ViaAir is an aviation company offering scheduled flights, charters, packaged AirCruises, and tours over select cities.



U.S. PART 135/PART 121 CERTIFICATED AIR CARRIERS

RAA Member Airlines
shown in **bold**.

Q5	40-Mile Air
AN	ADVANCED AIR, LLC
1YQ	Air Charter, Inc d/b/a Air Flamenco
X4	Air Excursions LLC
AAT	Air Sunshine Inc.
ZW	Air Wisconsin Airlines Corp
AS	Alaska Airlines Inc.
G4	Allegiant Air
AA	American Airlines Inc.
8E	Bering Air Inc.
Z3	Bidzy Ta Hot Aana, Inc. d/b/a Tanana Air Service
4B	Boutique Air
9K	Cape Air
LF	CFM Inc d/b/a Contour Airlines d/b/a One Jet Shuttle
1QQ	City Wings Inc dba Seafight
C5	Commutair Aka Champlain Enterprises, Inc.
CP	Compass Airlines
7H	Corvus Airlines, Inc d/b/a Era Aviation d/b/a Ravn Alaska
DL	Delta Air Lines Inc.
1BQ	Eastern Airlines f/k/a Dynamic Airways, LLC
2HQ	Elite Airways LLC
ELL	Ellis Air Taxi Inc.
EM	Empire Airlines Inc.
9E	Endeavor Air Inc.
MQ	Envoy Air
EV	ExpressJet Airlines LLC
WST	Friday Harbor Seaplanes
F9	Frontier Airlines Inc.
22Q	Gem Air LLC
G7	GoJet Airlines LLC d/b/a United Express
YR	Grand Canyon Airlines, Inc. d/b/a Grand Canyon Airlines d/b/a Scenic Airlines
GV	Grant Aviation
H6	Hageland Aviation Service
HA	Hawaiian Airlines Inc.
QX	Horizon Air
V8	Iliamna Air Taxi
2O	Island Air Service
2EQ	J&M Alaska Air Tours, Inc. d/b/a Alaska Air Transit

B6	JetBlue Airways
J5	Kalinin Aviation LLC d/b/a Alaska Seaplanes
KAT	Katmai Air
KAH	Kenmore Air Harbor
38Q	Key Lime Air Corporation
YV	Mesa Airlines Inc.
MW	Mokulele Flight Services, Inc.
3E	Multi-Aero, Inc. d/b/a Air Choice One
3BQ	Nealco Air Charter Services, Inc. d/b/a Watermakers Air
NEW	New England Airlines Inc.
3F	Pacific Airways, Inc.
K2	Paklook Air, Inc d/b/a/ Airlift Alaska d/b/a/ Yute Commuter Service
KS	Peninsula Airways Inc.
PT	Piedmont Airlines
OH	PSA Airlines Inc.
RVQ	Reeve Air Alaska, LLC
YX	Republic Airways
7S	Ryan Air f/k/a Arctic Transportation
I4	Scott Air LLC dba Island Air Express
SEB	Seaborne Virgin Islands, Inc.
3M	Silver Airways
OO	SkyWest Airlines Inc.
2E	Smokey Bay Air Inc.
9X	Southern Airways Express, dba Mokulele Airlines
WN	Southwest Airlines Co.
SNK	Spernak Airways Inc.
NK	Spirit Air Lines
1SQ	Star Marianas Air Inc.
SY	Sun Country Airlines d/b/a MN Airlines
5V	Tatonduk Outfitters Limited d/b/a Everts Air Alaska and Everts Air Cargo
04Q	Tradewind Aviation
AX	Trans States Airlines
2LQ	Tropic Ocean Airways LLC
UA	United Air Lines Inc.
K3	Venture Travel LLC d/b/a Taquan Air Service
VI	Vieques Air Link Inc.
4W	Warbelow
8V	Wright Air Service

U.S. AIRPORT CODES

ABR Aberdeen, SD	ATT Atmaultuak, AK	BUR Burbank, CA	KCC Coffman Cove, AK
ABI Abilene, TX	ATK Atqasuk, AK	BRL Burlington, IA	CDB Cold Bay, AK
ADK Adak Island, AK	AGS Augusta, GA	BTV Burlington, VT	CXF Coldfoot, AK
BQN Aguadilla, PR	AUG Augusta, ME	BTM Butte, MT	CLL College Station, TX
AKK Akhiok, AK	AUS Austin, TX	CGI Cape Girardeau, MO	COS Colorado Springs, CO
KKI Akiachak, AK	BFL Bakersfield, CA	LJR Cape Lisburne, CA	COU Columbia, MO
AKI Akiak, AK	BWI Baltimore, MD	CNM Carlsbad, NM	CAE Columbia, SC
CAK Akron/Canton, OH	BGR Bangor, ME	CPR Casper, WY	CSG Columbus, GA
7AK Akun, AK	BHB Bar Harbor, ME	CDC Cedar City, UT	GTR Columbus, MS
KQA Akutan, AK	BRW Barrow, AK	CID Cedar Rapids, IA	CMH Columbus, OH
AUK Alakanuk, AK	BTI Barter Island, AK	JRV Ceiba, PR	LCK Columbus, OH
ALS Alamosa, CO	BTR Baton Rouge, LA	CEM Central, AK	CCR Concord, CA
ABY Albany, GA	BPT Beaumont/Port Arthur, TX	CDR Chadron, NE	USA Concord, NC
ALB Albany, NY	WBQ Beaver, AK	CIK Chalkyitsik, AK	CDV Cordova, AK
ABQ Albuquerque, NM	BKW Beckley, WV	CMI Champaign/Urbana, IL	CRP Corpus Christi, TX
AEX Alexandria (US), LA	BLV Belleville, IL	CHS Charleston, SC	CEZ Cortez, CO
ALZ Alitak, AK	BLI Bellingham, WA	CRW Charleston, WV	CGA Craig, AK
AET Allakaket, AK	BJI Bemidji, MN	CLT Charlotte, NC	CEC Crescent City, CA
ABE Allentown/Bethlehem/Easton, PA	BET Bethel, AK	CHO Charlottesville, VA	CKD Crooked Creek, AK
AIA Alliance, NE	BIT Bettles, AK	CHA Chattanooga, TN	CPX Culebra, PR
APN Alpena, MI	BIL Billings, MT	CYF Chefornak, AK	DAL Dallas, TX
AOO Altoona, PA	BGM Binghamton, NY	VAK Chevak, AK	DFW Dallas, TX
AMA Amarillo, TX	KBC Birch Creek, AK	CYS Cheyenne, WY	DAY Dayton, OH
ABL Ambler, AK	BHM Birmingham, AL	MDW Chicago, IL	DAB Daytona Beach, FL
AOS Amook Bay, AK	BIS Bismarck, ND	ORD Chicago, IL	DEC Decatur, IL
OTS Anacortes, WA	BID Block Island, RI	RFD Chicago, IL	DRG Deering, AK
AKP Anaktuvuk Pass, AK	BMI Bloomington/Normal, IL	CKX Chicken, AK	DRT Del Rio, TX
ANC Anchorage, AK	BOI Boise, ID	KCG Chignik, AK	DJN Delta Junction, AK
DQL Anchorage, AK	BOS Boston, MA	KCL Chignik, AK	DEN Denver, CO
MRI Anchorage, AK	BLD Boulder City, NV	KCQ Chignik, AK	DSM Des Moines, IA
AGN Angoon, AK	BZN Bozeman, MT	CZN Chisana, AK	DSI Destin/Ft Walton Beach, FL
ANI Aniak, AK	BFD Bradford, PA	CHU Chuathbaluk, AK	VPS Destin/Ft Walton Beach, FL
ANV Anvik, AK	BRD Brainerd, MN	CVG Cincinnati, KY	DTW Detroit, MI
ATW Appleton, WI	BKG Branson, MO	LUK Cincinnati, OH	DVL Devils Lake, ND
ACV Arcata/Eureka, CA	KTS Brevig Mission, AK	IRC Circle, AK	DIK Dickinson, ND
ARC Arctic Village, AK	TRI Bristol/Johnson/Kingsport, TN	CLP Clarks Point, AK	DLG Dillingham, AK
AVL Asheville/Hendersonville, NC	RBH Brooks Lodge, AK	CKB Clarksburg, WV	DDC Dodge City, KS
ASE Aspen, CO	BRO Brownsville, TX	BKL Cleveland, OH	DHN Dothan, AL
AKB Atka, AK	BQK Brunswick, GA	CLE Cleveland, OH	DUJ Dubois, PA
ATL Atlanta, GA	BKC Buckland, AK	CVN Clovis, NM	DBQ Dubuque, IA
ACY Atlantic City, NJ	BUF Buffalo, NY	COD Cody, WY	DLH Duluth, MN

U.S. AIRPORT CODES (CONT'D)

DRO Durango, CO	GAL Galena, AK	ITO Hilo, HI	AZO Kalamazoo/Battle Creek, MI
DUT Dutch Harbor, AK	GAM Gambell, AK	HHH Hilton Head Island, SC	LUP Kalaupapa, HI
EAA Eagle, AK	GCK Garden City, KS	HOB Hobbs, NM	FCA Kalispell, MT
HTO East Hampton, NY	GCC Gillette, WY	HYL Hollis, AK	KLG Kalskag, AK
ESD Eastsound, WA	GGW Glasgow, MT	HCR Holy Cross, AK	KAL Kaltag, AK
EAU Eau Claire, WI	GDV Glendive, MT	HOM Homer, AK	MUE Kamuela, HI
EDA Edna Bay, AK	GLV Golovin, AK	HNL Honolulu, HI	MCI Kansas City, MO
EEK Eek, AK	GNU Goodnews Bay, AK	MKK Hoolehua, HI	JHM Kapalua, HI
EGX Egegik, AK	GCN Grand Canyon, AZ	HNH Hoonah, AK	KYK Karluk, AK
KEK Ekwok, AK	GCW Grand Canyon West, AZ	HPB Hooper Bay, AK	KXA Kasaan, AK
ELD El Dorado, AR	GFK Grand Forks, ND	HOT Hot Springs, AR	KUK Kasigluk, AK
ELP El Paso, TX	GRI Grand Island, NE	HOU Houston, TX	EAR Kearney, NE
ELV Elfin Cove, AK	GJT Grand Junction, CO	IAH Houston, TX	ENA Kenai, AK
ELI Elim, AK	GRR Grand Rapids, MI	HUS Hughes, AK	KEH Kenmore, WA
EKO Elko, NV	KGX Grayling, AK	HTS Huntington/Ashland KY, WV	KTN Ketchikan, AK
ELM Elmira/Corning, NY	GTF Great Falls, MT	HSV Huntsville, AL	WFB Ketchikan, AK
EMK Emmonak, AK	GRB Green Bay, WI	HSL Huslia, AK	EYW Key West, FL
ERI Erie, PA	GSO Greensboro/High Point, NC	HYA Hyannis, MA	IAN Kiana, AK
ESC Escanaba, MI	GLH Greenville, MS	HYG Hydaburg, AK	GRK Killeen/Fort Hood, TX
EUG Eugene, OR	PGV Greenville, NC	IDA Idaho Falls, ID	KVC King Cove, AK
EVV Evansville, IN	GSP Greenville/Spartanburg, SC	IGG Igiugig, AK	AKN King Salmon, AK
PAE Everett, WA	GPT Gulfport/Biloxi, MS	ILI Iliamna, AK	KPN Kipnuk, AK
EXI Excursion Inlet, AK	GKN Gulkana, AK	IPL Imperial/El Centro, CA	IRK Kirksville, MO
FAI Fairbanks, AK	GUC Gunnison, CO	IND Indianapolis, IN	KKB Kitoi Bay, AK
KFP False Pass, AK	GST Gustavus, AK	INL International Falls, MN	KVL Kivalina, AK
FAR Fargo, ND	HGR Hagerstown, MD	IMT Iron Mountain/Kingsfd., MI	KLW Klawock, AK
FAY Fayetteville, NC	SUN Hailey/Sun Valley, ID	IWD Ironwood, MI	TYS Knoxville, TN
XNA Fayetteville/Springdale, AR	HNS Haines, AK	ISP Islip, NY	OBU Kobuk, AK
FLG Flagstaff, AZ	HNM Hana, HI	ITH Ithaca, NY	ADQ Kodiak, AK
FNT Flint, MI	CMX Hancock, MI	JAN Jackson, MS	A43 Kodiak Island, AK
FLO Florence, SC	HRL Harlingen, TX	MKL Jackson, TN	KNK Kokhanok, AK
FOD Fort Dodge, IA	MDT Harrisburg, PA	JAC Jackson, WY	KGK Koliganek, AK
FLL Fort Lauderdale, FL	HRO Harrison, AR	JAX Jacksonville, FL	KOA Kona, HI
FXE Fort Lauderdale, FL	BDL Hartford, CT	OAJ Jacksonville, NC	KKH Kongiganak, AK
TBN Fort Leonard Wood, MO	PIB Hattiesburg/Laurel, MS	JMS Jamestown, ND	KOT Kotlik, AK
RSW Fort Myers, FL	HVR Havre, MT	JFK John F. Kennedy Int'l, NY	OTZ Kotzebue, AK
FSM Fort Smith, AR	HRH Hawthorne, CA	JST Johnstown, PA	KKA Koyuk, AK
FWA Fort Wayne, IN	HDN Hayden, CO	JBR Jonesboro, AR	KYU Koyukuk, AK
FYU Fort Yukon, AK	HYS Hays, KS	JLN Joplin, MO	UUK Kuparuk, AK
FAT Fresno, CA	HKB Healy Lake, AK	JNU Juneau, AK	KWT Kwethluk, AK
FRD Friday Harbor, WA	HLN Helena, MT	OGG Kahului, HI	KWK Kwigillingok, AK
GNV Gainesville, FL	HIB Hibbing/Chisholm, MN	KAE Kake, AK	LSE La Crosse, WI



LFT	Lafayette Regional Apt, LA	MAZ	Mayaguez, PR	EWB	New Bedford/Fall River, MA	ECP	Panama City, FL
LCH	Lake Charles, LA	MFE	McAllen/Mission, TX	EWN	New Bern, NC	PKB	Parkersburg, WV
LMA	Lake Minchumina, AK	MXY	McCarthy, AK	HVN	New Haven, CT	PSC	Pasco/Kennewick/Richland, WA
LNJ	Lanai City, HI	MCK	Mccook, NE	MSY	New Orleans, LA	PDB	Pedro Bay, AK
LNS	Lancaster, PA	MCG	Mcgrath, AK	KNW	New Stuyahok, AK	PEC	Pelican, AK
LAN	Lansing, MI	MFR	Medford, OR	LGA	New York LaGuardia, NY	PLN	Pellston, MI
LAR	Laramie, WY	MYU	Mekoryuk, AK	NYS	New York Skyports SPB, NY	PDT	Pendleton, OR
LRD	Laredo, TX	MLB	Melbourne, FL	EWR	Newark, NJ	PNS	Pensacola, FL
KLN	Larsen Bay, AK	MEM	Memphis, TN	SWF	Newburgh/Poughkeepsie, NY	PIA	Peoria, IL
LAS	Las Vegas, NV	MCE	Merced, CA	PHF	Newport News/Williamsburg, VA	KPV	Perryville, AK
LBE	Latrobe, PA	MEI	Meridian, MS	WWT	Newtok, AK	PSG	Petersburg, AK
LAW	Lawton/Fort Sill, OK	MTM	Metlakatla, AK	IAG	Niagara Falls, NY	PHL	Philadelphia, PA
LEB	Lebanon, NH	MIA	Miami, FL	NME	Nightmute, AK	AZA	Phoenix, AZ
KLL	Levelock, AK	MPB	Miami Seaplane Base, FL	NIB	Nikolai, AK	PHX	Phoenix, AZ
LWB	Lewisburg, WV	MAF	Midland, TX	IKO	Nikolski, AK	PIR	Pierre, SD
LWS	Lewiston, ID	MKE	Milwaukee, WI	WTK	Noatak, AK	PIP	Pilot Point, AK
LEX	Lexington, KY	MSP	Minneapolis/St Paul, MN	OME	Nome, AK	UGB	Pilot Point, AK
LBL	Liberal, KS	MOT	Minot, ND	NNL	Nondalton, AK	POS	Pilot Station, AK
LIH	Lihue, HI	MNT	Minto, AK	ORV	Noorvik, AK	PIT	Pittsburgh, PA
LNK	Lincoln, NE	MSO	Missoula, MT	ORF	Norfolk, VA	PTU	Platinum, AK
LIT	Little Rock, AR	CNY	Moab, UT	OTH	North Bend, OR	PBG	Plattsburgh, NY
LGB	Long Beach, CA	BFM	Mobile, AL	LBF	North Platte, NE	PIH	Pocatello, ID
GGG	Longview, TX	MOB	Mobile, AL	ORT	Northway, AK	KPB	Point Baker, AK
LAX	Los Angeles, CA	MLI	Moline, IL	OWD	Norwood, MA	PHO	Point Hope, AK
ONT	Los Angeles, CA	MLU	Monroe, LA	NUI	Nuiqsut, AK	PIZ	Point Lay, AK
SDF	Louisville, KY	MRY	Monterey/Carmel, CA	NUL	Nulato, AK	PSE	Ponce, PR
LBB	Lubbock, TX	MGM	Montgomery, AL	SXP	Nunam Iqua, AK	PTA	Port Alsworth, AK
LYH	Lynchburg, VA	MTJ	Montrose, CO	NUP	Nunapitchuk, AK	KPY	Port Bailey, AK
MCN	Macon, GA	MGW	Morgantown, WV	OAK	Oakland, CA	PGM	Port Graham, AK
MSN	Madison, WI	MVL	Morrisville/Stowe, VT	OGD	Ogden, UT	PTH	Port Heiden, AK
MMH	Mammoth Lakes, CA	KMY	Moser Bay, AK	OGS	Ogdensburg, NY	ORI	Port Lions, AK
MHT	Manchester, NH	MOU	Mountain Village, AK	OKC	Oklahoma City, OK	PML	Port Moller, AK
MHK	Manhattan, KS	MSL	Muscle Shoals/Florence, AL	OLH	Old Harbor, AK	PPV	Port Protection, AK
MBL	Manistee, MI	MKG	Muskegon, MI	KOY	Olga Bay, AK	KPR	Port Williams, AK
MLY	Manley Hot Springs, AK	MYR	Myrtle Beach, SC	OMA	Omaha, NE	PWM	Portland, ME
KMO	Manokotak, AK	ACK	Nantucket, MA	MCO	Orlando, FL	PDX	Portland, OR
MWA	Marion, IL	KEB	Nanwalek, AK	SFB	Orlando, FL	PSM	Portsmouth, NH
MQT	Marquette, MI	WNA	Napakiaik, AK	KOZ	Ouzinkie, AK	PRC	Prescott, AZ
MLL	Marshall, AK	PKA	Napaskiak, AK	OWB	Owensboro, KY	PQI	Presque Isle, ME
MVY	Martha's Vineyard, MA	BNA	Nashville, TN	PAH	Paducah, KY	PVD	Providence, RI
MCW	Mason City, IA	NKI	Naukiti Bay, AK	PGA	Page, AZ	PVC	Provincetown, MA
MSS	Massena, NY	NLG	Nelson Lagoon, AK	PSP	Palm Springs, CA	PVU	Provo, UT

U.S. AIRPORT CODES (CONT'D)

SCC Prudhoe Bay/Deadhorse, AK	SIG San Juan, PR	SGU St George, UT	TYR Tyler, TX
PUB Pueblo, CO	SJU San Juan, PR	STG St George Island, AK	UGI Uganik, AK
PUW Pullman, WA	SBP San Luis Obispo, CA	STL St Louis, MO	UNK Unalakleet, AK
PGD Punta Gorda, FL	SDP Sand Point, AK	KSM St Mary's, AK	EGE Vail, CO
UIN Quincy, IL	SNA Santa Ana, CA	SMK St Michael, AK	VDZ Valdez, AK
KWN Quinhagak, AK	SBA Santa Barbara, CA	SNP St Paul Island, AK	VLD Valdosta, GA
RDU Raleigh/Durham, NC	SAF Santa Fe, NM	SCE State College, PA	VEE Venetie, AK
RMP Rampart, AK	SMX Santa Maria, CA	SHD Staunton/Waynesborough, VA	VEL Vernal, UT
RAP Rapid City, SD	STS Santa Rosa, CA	WBB Stebbins, AK	VRB Vero Beach, FL
RDV Red Devil, AK	SLK Saranac Lake, NY	SVS Stevens Village, AK	VCT Victoria, TX
RDB Red Dog, AK	SRQ Sarasota/Bradenton, FL	SWO Stillwater, OK	VQS Vieques, PR
RDD Redding, CA	CIU Sault Ste Marie, MI	SCK Stockton, CA	ACT Waco, TX
RDM Redmond/Bend, OR	SAV Savannah, GA	SRV Stony River, AK	AIN Wainwright, AK
RNO Reno, NV	SVA Savoonga, AK	SYR Syracuse, NY	WAA Wales, AK
RNT Renton, WA	SCM Scammon Bay, AK	TCT Takotna, AK	ALW Walla Walla, WA
RHI Rhineland, WI	BFF Scottsbluff, NE	TLH Tallahassee, FL	IAD Washington Dulles Intl Airport, VA
RIC Richmond, VA	SYB Seal Bay, AK	PIE Tampa, FL	KWF Waterfall, AK
RIW Riverton, WY	BFI Seattle, WA	TPA Tampa, FL	ALO Waterloo, IA
ROA Roanoke, VA	LKE Seattle, WA	TAL Tanana, AK	ART Watertown, NY
RCE Roche Harbor, WA	SEA Seattle, WA	TEK Tatitlek, AK	ATY Watertown, SD
RST Rochester, MN	WLK Selawik, AK	TLA Teller, AK	CWA Wausau, WI
ROC Rochester, NY	SOV Seldovia, AK	TEX Telluride, CO	EAT Wenatchee, WA
RKS Rock Springs, WY	SHX Shageluk, AK	TKE Tenakee, AK	PBI West Palm Beach, FL
RKD Rockland, ME	SKK Shaktoolik, AK	TEB Teterboro, NJ	KWP West Point, AK
DCA Ronald Reagan Washington Ntnl, VA	SHR Sheridan, WY	TXK Texarkana, AR	WYS West Yellowstone, MT
RSJ Rosario, WA	SHH Shishmaref, AK	TVF Thief River Falls, MN	WST Westerly, RI
ROW Roswell, NM	SOW Show Low, AZ	KTB Thorne Bay, AK	WSX Westsound, WA
RBY Ruby, AK	SHV Shreveport, LA	TNC Tin City, AK	WWP Whale Pass, AK
RSH Russian Mission, AK	SHG Shungnak, AK	TOG Togiak, AK	WMO White Mountain, AK
RUT Rutland, VT	SDY Sidney, MT	TKJ Tok, AK	HPN White Plains, NY
SMF Sacramento, CA	SVC Silver City, NM	OOK Toksook Bay, AK	ICT Wichita, KS
MBS Saginaw/Midland/Bay C., MI	SUX Sioux City, IA	TOL Toledo, OH	SPS Wichita Falls, TX
SLN Salina, KS	FSD Sioux Falls, SD	TVC Traverse City, MI	AVP Wilkes-Barre/Scranton, PA
SBY Salisbury/Ocean City, MD	SIT Sitka, AK	TTN Trenton, NJ	IPT Williamsport, PA
SMN Salmon, ID	SGY Skagway, AK	TKF Truckee, CA	XWA Williston, ND
SLC Salt Lake City, UT	SKW Skwentna, AK	TUS Tucson, AZ	ILM Wilmington, NC
SJT San Angelo, TX	SLQ Sleetmute, AK	TUL Tulsa, OK	OLF Wolf Point, MT
SAT San Antonio, TX	SBN South Bend, IN	TLT Tuluksak, AK	ORH Worcester, MA
SQL San Carlos, CA	WSN South Naknek, AK	WTL Tuntutuliak, AK	WRG Wrangell, AK
CLD San Diego, CA	GEG Spokane, WA	TNK Tununak, AK	YKM Yakima, WA
SAN San Diego, CA	SPI Springfield, IL	TUP Tupelo, MS	YAK Yakutat, AK
SFO San Francisco, CA	SGF Springfield, MO	TWF Twin Falls, ID	YUM Yuma, AZ
SJC San Jose, CA	STC St Cloud, MN	TWA Twin Hills, AK	KZB Zachar Bay, AK



