

RAA



ONWARD.

REGIONAL
AIRLINE
ASSOCIATION
▶ ANNUAL REPORT 2018



ONWARD



RAA STATS

INTRODUCTION **6**

RAA Staff & Board of Directors	6-7
Welcome Letters	8-11

INDUSTRY STATISTICS **12**

2017 at a Glance	14
Regional Airline Statistics 2008-2017	16
Comparative Trends in U.S. Passenger Airline Service	17

TRAFFIC, CAPACITY, & OPERATIONS **18**

Average Passenger Trip Length	18
Passengers Enplaned	18
Average Load Factor	19
Average Daily Departures	19
2017 Departures and Enplanements	20
Service at U.S. Airports	20-21
Regional Airline Full-Time Equivalent Employees	21
Regional Airline Partnerships	22
Enplanements & Corporate Groupings of Top 50 U.S. Regional Airlines	24-25

SAFETY **26**

Safety Record of U.S. Carriers-NTSB Data	26-27
--	-------

REGIONAL AIRCRAFT STATISTICS **28**

Average Seating Capacity of Regional Aircraft	30
RAA Member Airline Fleet	30
RAA Member Airline Fleet Details	31
Regional Airline Fleet Details	32-33
Composition of Regional Airline Fleet	34-35

U.S. AIRPORTS & REGIONAL SERVICE **36**

Top 50 U.S. Airports (by Total Departures)	38
U.S. Airports Served Exclusively by Regional Airlines	39
Top 50 U.S. Airports (by Regional Departures)	40-41
Shortest and Longest Regional Routes (Lower 48)	42
Regional Airline Transborder Service	42
Passenger Service in U.S.—State by State Analysis	43-61

Regional Airline Association

1201 15th St., NW, Suite 430
Washington, DC 20005

P: (202) 367-1170

F: (202) 367-2170

E-mail: raa@raa.org

www.raa.org

Interested in advertising in this publication?
Email media@raa.org.

The 2018 RAA Annual Report
is available online at: www.raa.org

©2018 RAA All rights reserved


DIRECTORIES **62**

RAA Airline Member Directory	64-67
Associate Member Council Directory	68
AMC Chair's Report	70-71
Associate Member Index A-Z	72
Associate Member Index by Category	73
Associate Member Listings	74-93

REFERENCE **94**

U.S. Part 135/Part 121 Certificated Air Carriers Legend	94
U.S. Airport Codes	94-95

Print copies of the 2018 RAA Annual Report are available for \$35 each. Special bulk rates for orders of five or more reports are available upon request. Please email raa@raa.org to order.



RAA STAFF



FAYE MALARKEY BLACK
PRESIDENT



STACEY BECHDOLT
VICE PRESIDENT, SAFETY & OPERATIONS/
REGULATORY COUNSEL



JENNIFER SUNDERMAN
DIRECTOR, OPERATIONS,
SAFETY & TECHNICAL SERVICES



DREW JACOBY LEMOS
DIRECTOR, GOVERNMENT AFFAIRS



AARON KARP
COMMUNICATIONS DIRECTOR



AMANDA THAXTON
MANAGER-MEMBERSHIP & OPERATIONS



SHARON SMITH-PROSPER
EXECUTIVE ASSISTANT

Annual Report Production

CONTRAST & CO.
Design and Layout

JENNIFER SUNDERMAN
Data Preparation

Convention Team

DIANA LUNDIE
Exhibit Sales & Sponsorship

SARA HAUKAP
Convention Manager

BOARD OF DIRECTORS



BRYAN BEDFORD
CHAIR
Republic Airline



DION FLANNERY
TREASURER
PSA Airlines



JOE MILLER
EXECUTIVE CMTE. AT-LARGE
Endeavor Air



LINDA MARKHAM
IMMEDIATE PAST CHAIR
Cape Air

CHRISTINE DEISTER
Air Wisconsin Airlines

SUBODH KARNIK
CommutAir

BRIAN RANDOW
Compass Airlines

PEDRO FABREGAS
Envoy Air

TERRY VAIS
ExpressJet Airlines

TERRY BASHAM
GoJet Airlines

MARK SLACK
Grand Canyon Airlines

DOUG VOSS
Great Lakes Aviation



RICK LEACH
VICE CHAIR
Trans States Holdings



CHIP CHILDS
SECRETARY
SkyWest, Inc.



TIM KOMBEREC
EXECUTIVE CMTE. AT-LARGE
Empire Airlines

GARY BECK
Horizon Air

COLIN COPP
Jazz Aviation

JONATHAN ORNSTEIN
Mesa Airlines

WILLIAM BENDOKAS
New England Airlines

LYLE HOGG
Piedmont Airlines

DAVID PFLIEGER
Ravn Alaska

JESUS MEDINA
Seaborne Airlines



Faye Malarkey Black
President, Regional Airline Association

➤ **Onward. That's the theme of our Annual Report this year. As our community continues to face a global pilot shortage reaching crisis levels, where will this journey lead millions of travelers who rely on regional airlines for their safe, reliable connection to our nation's air transportation system and the global economy beyond?**

RAA members have spent the last decade making meaningful workforce investments that center each employee partner as critical to success. Airlines have introduced creative initiatives to support pilots from dream of flight to retirement flight and beyond. While it is harder than ever for aspiring pilots to surmount the high fence barring career entry, resolution is within reach. RAA members have proposed safety-centered pilot workforce solutions—backed by countless safety and training experts and strongly supported by data—to help pilots overcome the shortage of structured training pathways. We need policymakers to play a strong supporting role. Today, student loans do not cover training costs, and talented, aspiring pilots without private wealth have been sidelined. Increasing financial aid for pilot training is a sound investment that will drive immediate economic benefit across the nation.

Each day, tens of thousands of Americans board regional airlines as we honor our commitment to keep them safely connected. Our core value of continuously advancing aviation safety is woven throughout the fabric of every step we take, every flight we operate. Over 40 percent of our nation's commercial flights are operated by regional airlines; in fact, RAA members provide the only commercial air service to 63% of U.S. airports.

Air service has declined in recent years due to the pilot shortage and resulting industry contraction; however, RAA members increased their workforce modestly between 2017 and 2018. RAA members have also invested in new technology and aircraft to better serve the flying public and are well positioned to grow and restore more air service once workforce challenges are addressed. As an industry, we are smaller than before, but we have charted a clear path forward. Our shared future looks clear and bright.

Onward!

Faye Malarkey Black
President, Regional Airline Association



Bryan Bedford

Chairman of the Board, Regional Airline Association



Dear RAA members and friends,

The publication of this report coincides with our annual meeting, so the combination gives us a regular milestone to both look back and look ahead. In the pages of this document, you'll find both a qualitative and quantitative snapshot of our industry, its accomplishments and its prospects. A few minutes with its contents will truly be time well spent.

Similarly, every RAA convention is an excellent opportunity to network with friends and colleagues and to discover new things. I encourage everyone to set aside quality time to visit our convention hall and see the wonderful innovations on display this year.

From a policy perspective it has been another busy year. The RAA team, led by President Faye Malarkey Black, has done great work advancing the industry's position on critical issues such as ATC privatization and making our voice heard when important issues are addressed in the FAA reauthorization bill that is working its way through Congress. In that context, no issue is more important than how our industry will develop a new framework for training the next generation of aviation professionals, particularly our next pilots and maintenance technicians.

As the aviation community continues to grapple with a global pilot shortage, it's more important than ever that we speak with one voice to advocate for responsible solutions in this area. The pilot shortage is a serious threat to both our national economy and our national security. While America can continue to count on regional airlines for safe, reliable air service to and from every corner of the country – and beyond – we most certainly will be constrained in those efforts unless stakeholders address this acute labor shortage in a meaningful manner.


Accordingly, we need policymakers to support sensible, safety-enhancing solutions. Aspiring pilots without private wealth face significant barriers to the profession: extraordinarily high training costs; limited student loan availability (which do not fully cover training costs); lack of structured training after completion of initial licensure requirements; and lack of defined employment options. All of these factors conspire to stifle interest in what should be a terrific career option for young women and men. Policymakers must address these critical realities and unlock this career pathway for young people, an action that will drive immediate economic benefit across our nation.

As always, thank you for your active participation in RAA and for your part in making aviation the safest and most reliable form of transportation in the world.

Best regards,

Bryan Bedford

Chairman of the Board, Regional Airline Association



INDUSTRY STATISTICS



2017

AT A GLANCE.

Regional airlines are the only source of air service to nearly two-thirds of U.S. airports and provide numerous transborder links, playing a vital role in keeping travelers connected in North America.

The RAA connects regional carriers, business partners, and other stakeholders—creating opportunities to support, celebrate and advocate on behalf of this industry. The cornerstone of our advocacy is advancing safe and reliable regional air service that gives passengers far-reaching access to the air transport system so that, in a changing business and policy environment, every corner of North America retains a link to the global economy. As part of our industry service, the RAA offers the strongest data and analysis on industry trends available. Here are some of the key findings from this year's report, which are presented in greater detail in the pages that follow.

96%



Percentage of U.S. airports with scheduled passenger service in 2017 to which regional airlines provided service.

41%



Percentage of all scheduled passenger flights in 2017 operated by regional airlines.

63%



Percentage of U.S. airports with scheduled passenger service to which regional airlines provide the only passenger air service.



REGIONAL AIRLINE STATISTICS

2008-2017

	2008	2009	2010	2011	2012	2013	2014	2015	2016	2017
U.S. Regional Certificated Carriers	71	67	66	68	66	63	65	64	67	65
Departures Completed (millions)	4.89	4.66	4.69	4.59	4.46	4.34	4.11	3.87	3.81	3.68
Average Daily Departures	13,411	12,767	12,843	12,570	12,209	11,898	11,260	10,613	10,452	10,081
Average Seating Capacity	53	55	56	56	56	56	58	61	62	64
Passengers Enplaned (millions)	158.73	157.66	164.1	162.18	161.34	159.13	157.56	156.56	154.92	153.25
Average Passenger Trip Length (miles)	462	459	467	471	469	471	477	478	488	487
Average Load Factor	73.94%	74.92%	76.56%	76.40%	78.01%	78.33%	79.94%	80.55%	79.56%	78.78%
Fleet Flying Hours (thousands)	5,330	5,002	5,048	5,021	4,853	4,782	4,522	4,302	4,255	4,137
Revenue Passenger Miles (billions)	73.22	72.29	76.62	76.24	75.60	74.94	75.11	74.75	75.46	74.49
Available Seat Miles (billions)	99.03	96.49	100.07	99.78	96.90	95.67	93.95	92.80	94.84	94.55

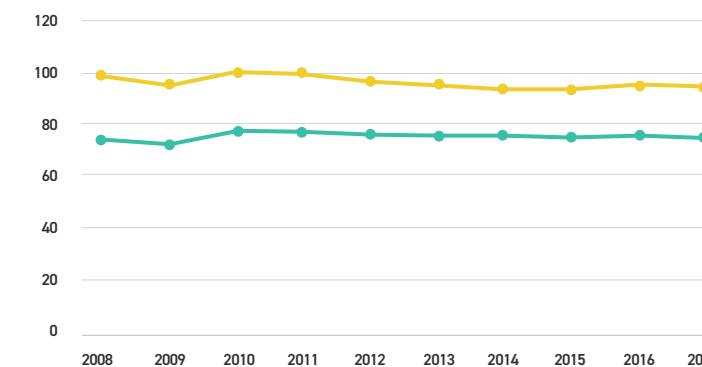
Source: RAA Analysis of Bureau of Transportation Statistics, Air Carrier Statistics Form 41 Traffic: T-100 Segment (U.S. Carriers Only)

COMPARATIVE TRENDS IN U.S. PASSENGER AIRLINE SERVICE

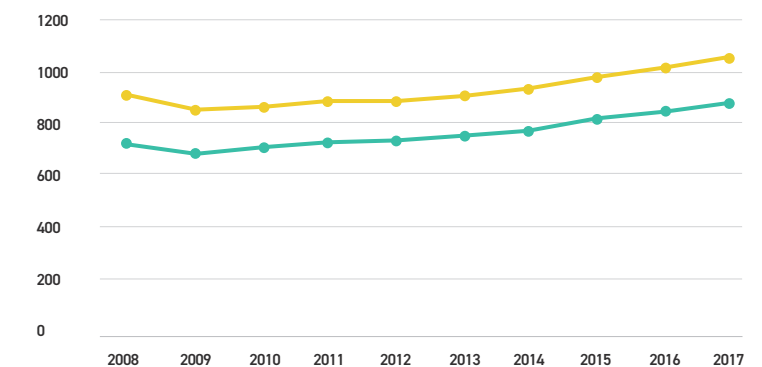
Revenue Passenger Miles (RPMs) and Available Seat Miles (ASMs)

■ Available Seat Miles (ASMs)- billions ■ Revenue Passenger Miles (RPMs)- billions

Regional Airlines

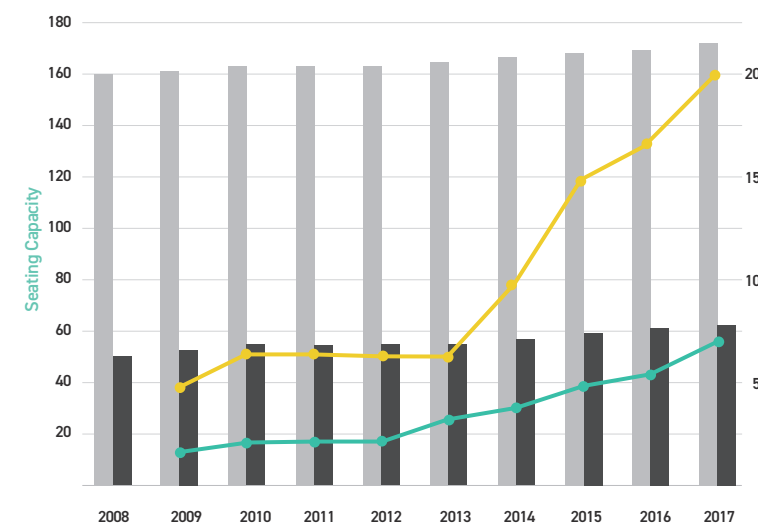


Non-Regional Airlines

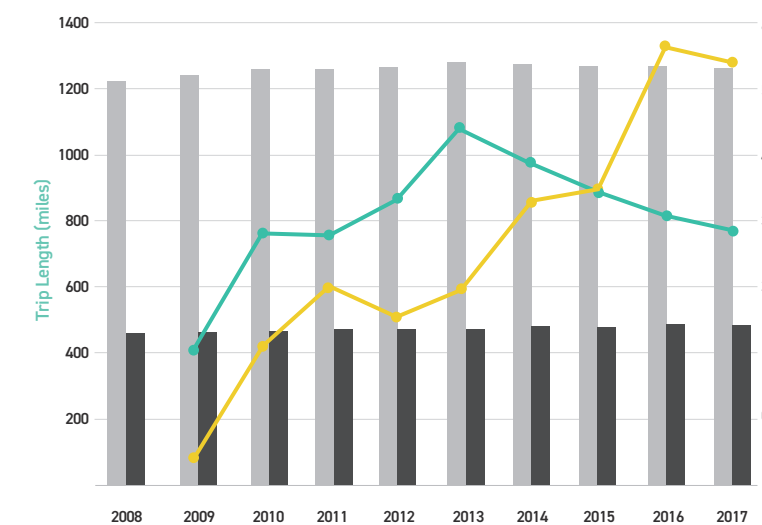


Average Seating Capacity

■ Regional Airlines ■ Non-Regional Airlines ● % Change Non-Regional Airlines vs. 2008 ● % Change Regional Airlines vs. 2008



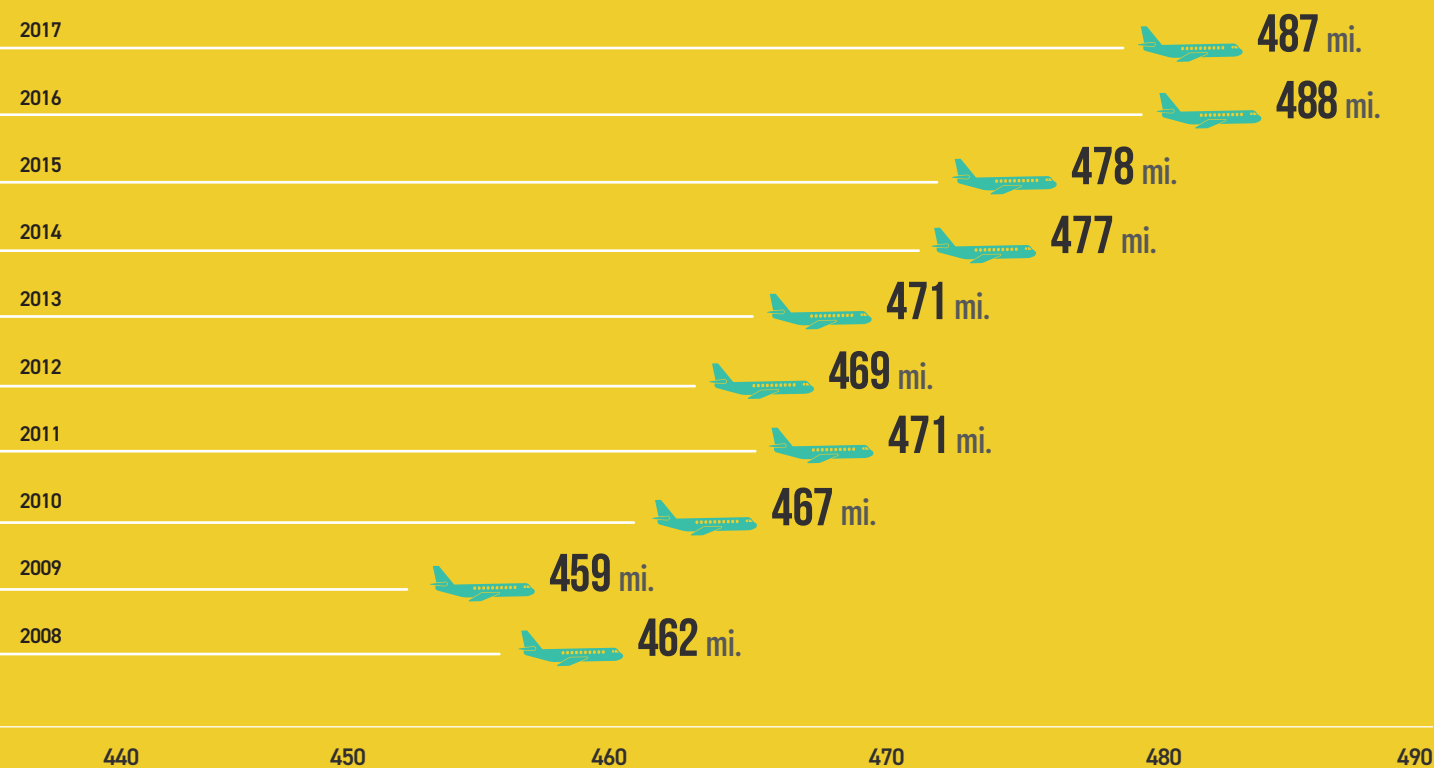
Average Passenger Trip Length



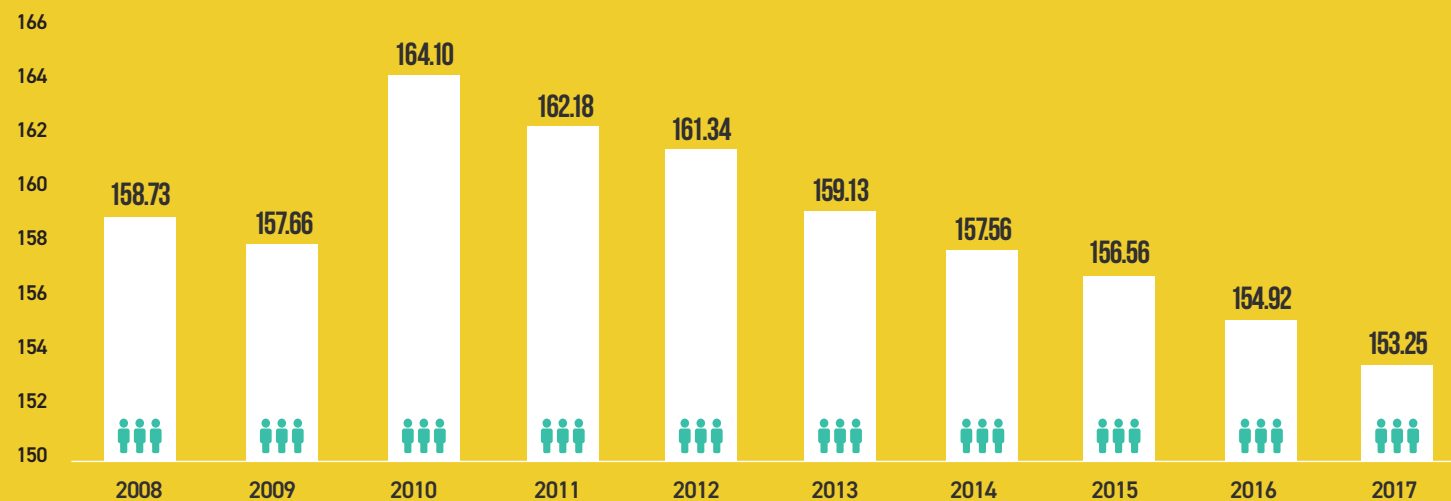
Source: RAA Analysis of Bureau of Transportation Statistics, Air Carrier Statistics Form 41 Traffic: T-100 Segment (U.S. Carriers Only)

TRAFFIC, CAPACITY, & OPERATIONS

Average Passenger Trip Length (Miles)



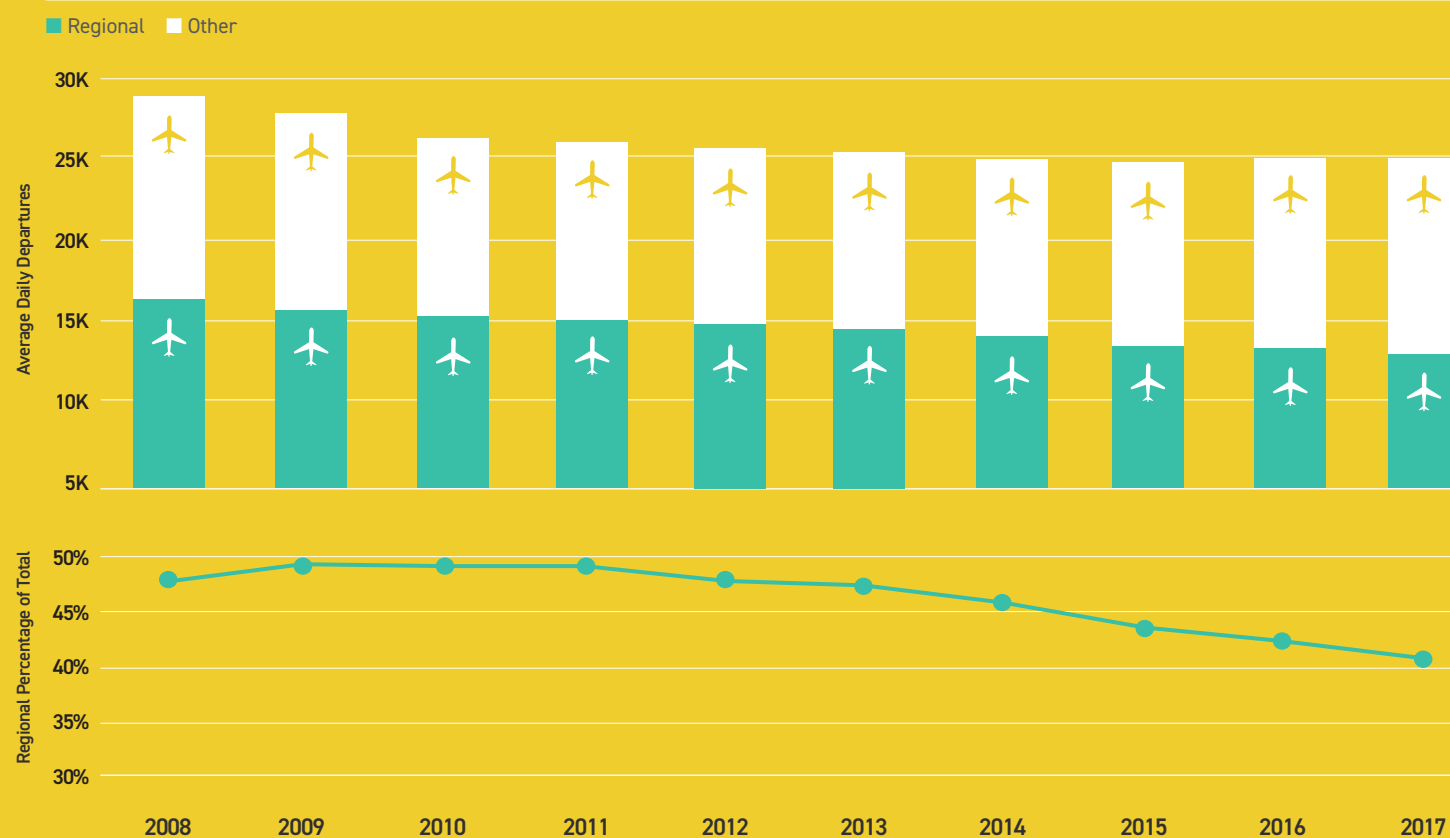
Passengers Enplaned (Millions)



Average Load Factor



Average Daily Departures



Source: BTS Air Carrier Statistics Form 41 Traffic: T-100 Segment (U.S. Carriers Only)


TRAFFIC, CAPACITY, & OPERATIONS (CONT.)

2017 Departures and Enplanements

■ RAA Regional Airlines ■ Non-RAA Regional Airlines ■ Non-Regional Airlines

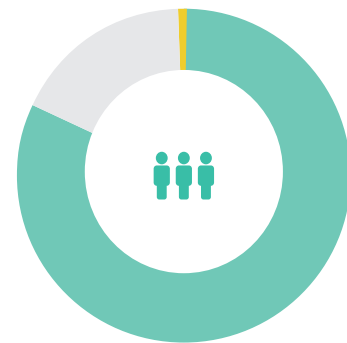
2017 Regional Enplanements

■ 98.3% ■ 1.7%



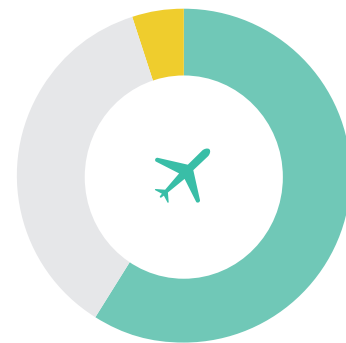
2017 Enplanements

■ 17.6% ■ 0.3% ■ 82.1%

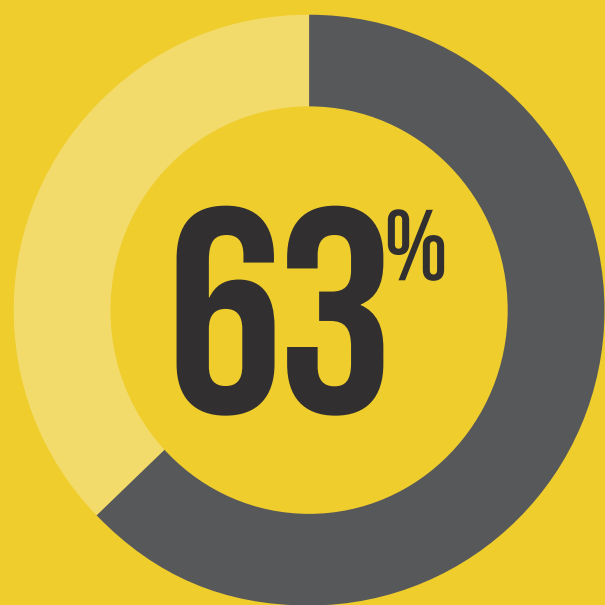


2017 Departures

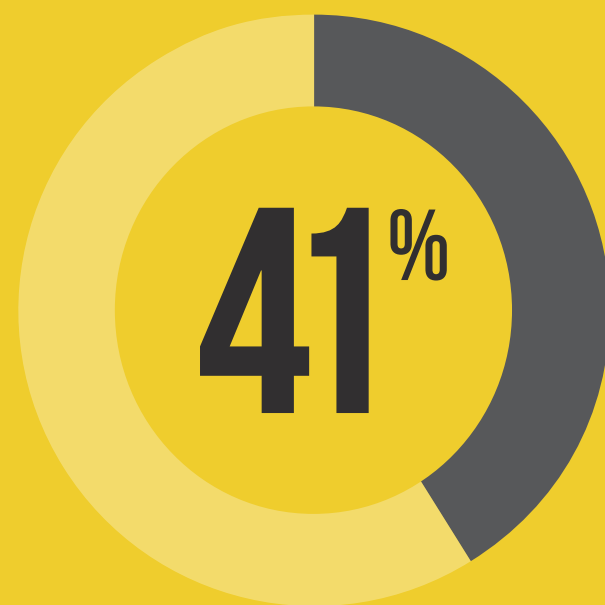
■ 36.2% ■ 4.6% ■ 59.2%



Service at U.S. Airports



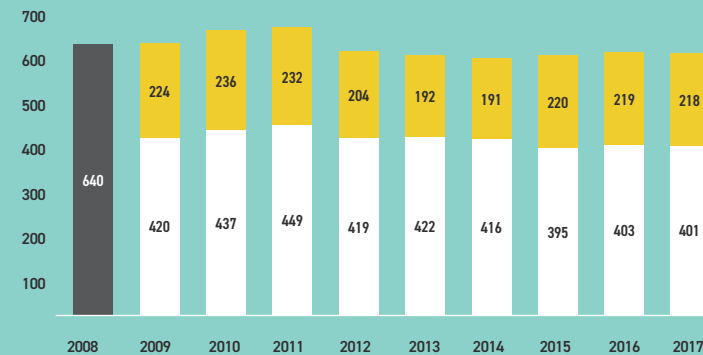
63% of U.S. airports with scheduled passenger air service get their **ONLY** source of air service from regional airports.



41% of scheduled passenger departures were operated by U.S. regional airlines.

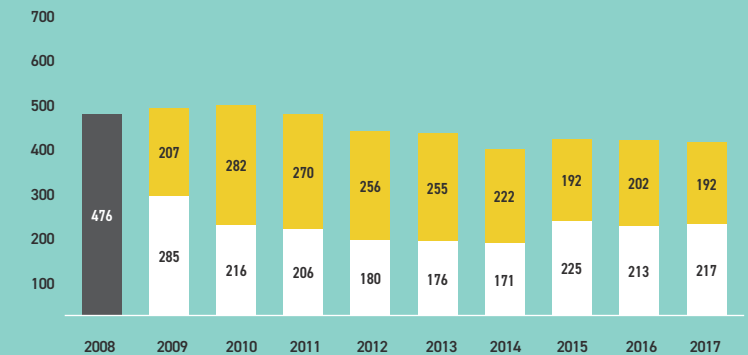
619 U.S. Airports with Regional Service in 2017

■ Lower 48
■ AK & HI
■ Total



409 U.S. Airports with **ONLY** Regional Service in 2017

■ Lower 48
■ AK & HI
■ Total



Source: Years 2008-2014 reflect values reported in previous annual reports. 2015-2017 use PlaneStats OAG data

Regional Airline Full-time Equivalent Employees

May 2014-2018*

Rank	Airline	2014	2015	2016	2017	2018	Percent Change	
							'14-'18	'17-'18
1	SkyWest	9,835	9,934	10,630	11,363	13,493	37.2	18.7
2	Envoy	10,813	10,875	10,655	11,489	12,872	19.0	12.0
3	YX/S5/RP Combined#	5,839	5,991	5,305	5,519	5,696	-2.4	3.2
	Republic	2,893	3,210	3,394	5,519	5,696	96.9	3.2
	Shuttle America	2,041	2,781	1,911	N/A	N/A	N/A	N/A
	Chautauqua	905	N/A	N/A	N/A	N/A	N/A	N/A
4	Endeavor	3,838	3,247	3,475	3,926	4,428	15.4	12.8
5	ExpressJet	9,322	8,067	6,864	5,712	3,755	-59.7	-34.3
6	PSA	1,389	2,177	2,585	2,910	3,680	164.9	26.5
7	Horizon	2,818	3,091	3,254	3,351	3,565	26.5	6.4
8	Mesa	1,929	2,511	2,900	3,071	3,227	67.3	5.1
9	Compass	1,189	1,524	1,763	1,806	1,696	42.6	-6.1
10	GoJet	1,118	1,159	1,344	1,344	1,250	11.8	-7.0
	Air Wisconsin	2,543	1,893	1,779	1,312	-	-	-
	Total	50,633	50,469	50,554	51,803	53,662	6.0	3.6

Source: Bureau of Transportation Statistics, Table 15

*Full-time Equivalent Employee (FTE) calculations count two part-time employees as one full-time employee.

Effective the end of December 2016, Republic and Shuttle America combined operations and Shuttle America ceased operating.

Effective the end of December 2014, Shuttle America and Chautauqua Airlines combined operations and Chautauqua ceased operating.

N/A: Carriers did not meet the standard for filing, was no longer operating, merged with another operating carrier or failed to file. See previous notes.

REGIONAL AIRLINE PARTNERSHIPS

Based on July 2018 schedules. Wholly owned subsidiaries of major airlines shown in **bold**.

Marketing Carrier	Regional Brand	Operating Carrier
Air Canada (AC) 	Air Canada Express	Air Georgian (ZX) Exploits Valley Air Services (8K) Jazz Aviation LP (QK) Sky Regional (RS)
Alaska Air Group (AS) 	Alaska Airlines	Horizon Air (QX) PenAir (KS) SkyWest Airlines (OO)
American Airlines (AA) 	American Eagle	Compass Airlines (CP) Envoy Air (MQ) ExpressJet Airlines (EV) Mesa Airlines (YV) Piedmont Airlines (PDT) PSA Airlines (JIA) Republic Airline (YX) SkyWest Airlines (OO) Trans States Airlines (AX)
Delta Air Lines (DL) 	Delta Connection	Compass Airlines (CP) Endeavor Air (9E) ExpressJet Airlines (EV) GoJet Airlines (G7) Republic Airline (YX) SkyWest Airlines (OO)
United Airlines (UA) 	United Express	Air Wisconsin Airlines (ZW) CommutAir (C5) ExpressJet Airlines (EV) GoJet Airlines (G7) Mesa Airlines (YV) Republic Airline (YX) SkyWest Airlines (OO) Trans States Airlines (AX)

RAA

Back by popular demand! Please join us next year when we land in Nashville—one of our all-time favorite convention destinations. There you will network with partners and customers, learn about critical industry initiatives, hear the latest from influencers and decision-makers, and work together to protect and strengthen our industry as we take in the sights, sounds and scene in Music City.

#RAA19 #NashvilleTN #RAAinBNA

SEE YOU IN NASHVILLE

AT THE 44TH ANNUAL RAA CONVENTION
SEPTEMBER 4–7, 2019

Interested in exhibiting or sponsorships at #RAA19?
 Learn more at raa.org/page/2019Convention.



Enplanements & Corporate Groupings of Top 50 U.S. Regional Airlines (Enplanements)

2017 Individual Carrier Rank	2017 Carrier Group Rank	Carrier	2017 Marketing Codes	2017 Passengers Enplaned	Percent of Total	2017 Enplaned Group Total
	1	SkyWest, Inc.			33.54%	51,395,227
1		SkyWest Airlines Inc.	AA/AS/DL/UA	35,866,120	23.40%	
3		ExpressJet Airlines Inc.	AA/DL/UA	15,529,107	10.13%	
	2	American Airlines Group			17.97%	27,532,321
5		PSA Airlines Inc.	AA	12,667,451	8.27%	
6		Envoy Air	AA	11,808,762	7.71%	
13		Piedmont Airlines	AA	3,056,108	1.99%	
2	3	Republic Airline	AA/DL/UA	16,961,576	11.07%	
	4	Trans States Holdings			9.69%	14,845,973
9		Compass Airlines	AA/DL	6,068,314	3.96%	
10		GoJet Airlines	DL/UA	5,311,805	3.47%	
12		Trans States Airlines	AA/UA	3,465,854	2.26%	
4	5	Mesa Airlines Inc.	AA/UA	13,448,330	8.78%	
7	6	Endeavor Air Inc.	DL/UA	11,797,801	7.70%	
8	7	Horizon Air	AS	7,051,397	4.60%	
11	8	Air Wisconsin Airlines	AA/UA	3,604,094	2.35%	
14	9	Commatair Aka Champlain Enterprises, Inc.	UA	1,594,609	1.04%	
	10	Ravn Alaska			0.48%	733,135
18		Corvus Airlines		439,096	0.29%	
20		Hageland Aviation Service		294,039	0.19%	
15	11	Silver Airways		644,712	0.42%	
16	12	Cape Air	UA	618,524	0.40%	
17	13	Island Air Hawaii		537,749	0.35%	
19	14	Peninsula Airways Inc.		303,865	0.20%	
21	15	Seaborne Virgin Islands, Inc.		261,289	0.17%	
22	16	Mokulele Flight Services, Inc.		228,106	0.15%	
23	17	Empire Airlines Inc.		204,515	0.13%	
24	18	Boutique Air		187,855	0.12%	
25	19	Grant Aviation		115,150	0.08%	
26	20	Bering Air Inc.		91,026	0.06%	
Total Enplanements- Top 50 U.S. Regional Airlines				153,194,188	99.96%	
Total Enplanements- All 65 U.S. Regional Airlines				153,250,605	100.00%	

Enplanements & Corporate Groupings of Top 50 U.S. Regional Airlines (Enplanements) (cont.)

2017 Individual Carrier Rank	2017 Carrier Group Rank	Carrier	2017 Marketing Codes	2017 Passengers Enplaned	Percent of Total	2017 Enplaned Group Total
27	21	Multi-Aero, Inc. d/b/a Air Choice One		83,851	0.05%	
28	22	Star Marianas Air Inc.		78,797	0.05%	
29	23	Sun Air Express LLC dba Sun Air International		78,044	0.05%	
30	24	Aerodynamics Inc. d/b/a SkyValue d/b/a SkyValue Airways		65,398	0.04%	
31	25	Kalinin Aviation LLC d/b/a Alaska Seaplanes		64,043	0.04%	
32	26	Vieques Air Link Inc.		63,569	0.04%	
33	27	Via Airlines d/b/a Charter Air Transport		62,585	0.04%	
34	28	Great Lakes Airlines		61,883	0.04%	
35	29	Kenmore Air Harbor		60,839	0.04%	
36	30	Wright Air Service		59,754	0.04%	
37	31	Elite Airways LLC		55,292	0.04%	
38	32	Air Charter, Inc d/b/a Air Flamenco		49,344	0.03%	
39	33	Venture Travel LLC d/b/a Taquan Air Service		41,745	0.03%	
40	34	New England Airlines Inc.		32,487	0.02%	
41	35	Tradewind Aviation		28,649	0.02%	
42	36	Smokey Bay Air Inc.		24,804	0.02%	
43	37	Scott Air LLC dba Island Air Express		20,554	0.01%	
44	38	Warbelow		20,012	0.01%	
45	39	CFM Inc d/b/a Contour Airlines d/b/a One Jet Shuttle		18,159	0.01%	
46	40	City Wings Inc dba Seafight		16,732	0.01%	
47	41	Island Air Service		15,928	0.01%	
48	42	Pacific Airways, Inc.		13,569	0.01%	
49	43	Makani Kai Air Charters		11,080	0.01%	
50	44	Katmai Air		9,816	0.01%	
Total Enplanements- Top 50 U.S. Regional Airlines				153,194,188	99.96%	
Total Enplanements- All 65 U.S. Regional Airlines				153,250,605	100.00%	

Safety Record of U.S. Air Carriers 1998-2017

U.S. Air Carriers Operating Under 14 CFR 121, Scheduled Service (Airlines)

Year	Accidents		Fatalities		Flight Hours	Miles Flown	Departures	Accidents per 100,000 Flight Hours		Accidents per 1,000,000 Miles Flown		Accidents per 100,000 Departures	
	All	Fatal	Total	Aboard				All	Fatal	All	Fatal	All	Fatal
1998	41	1	1	0	15,921,447	6,343,690,000	10,535,196	0.258	0.006	0.0065	0.0002	0.389	0.009
1999	40	2	12	11	16,693,365	6,689,327,000	10,860,692	0.240	0.012	0.0060	0.0003	0.368	0.018
2000	49	2	89	89	17,478,519	7,152,260,000	11,053,826	0.280	0.011	0.0069	0.0003	0.443	0.018
2001*	41	6	531	525	17,157,858	6,994,939,000	10,632,880	0.216	0.012	0.0053	0.0003	0.348	0.019
2002	34	0	0	0	16,718,781	6,927,954,000	10,276,107	0.203	-	0.0049	-	0.331	-
2003	51	2	22	21	16,887,756	7,015,935,000	10,227,924	0.302	0.012	0.0073	0.0003	0.499	0.020
2004	23	1	13	13	18,184,016	7,604,248,000	10,782,989	0.126	0.005	0.0030	0.0001	0.213	0.009
2005	34	3	22	20	18,712,191	7,843,717,000	10,910,460	0.182	0.016	0.0043	0.0004	0.312	0.027
2006	26	2	50	49	18,647,896	7,851,864,000	10,627,481	0.139	0.011	0.0033	0.0003	0.245	0.019
2007	26	0	0	0	19,014,677	8,024,313,000	10,734,170	0.137	-	0.0032	-	0.242	-
2008	20	0	0	0	18,580,166	7,813,371,000	10,282,575	0.108	-	0.0026	-	0.195	-
2009	26	1	50	49	17,182,970	7,248,702,000	9,564,891	0.151	0.006	0.0036	0.0001	0.272	0.010
2010	28	0	0	0	17,235,121	7,352,374,000	9,467,282	0.162	-	0.0038	-	0.296	-
2011	29	0	0	0	17,464,623	7,473,520,000	9,419,064	0.166	-	0.0039	-	0.308	-
2012	26	0	0	0	17,271,783	7,443,532,000	9,241,935	0.151	-	0.0035	-	0.281	-
2013	19	0	0	0	17,323,783	7,475,895,000	9,156,961	0.110	-	0.0025	-	0.207	-
2014	28	0	0	0	17,266,292	7,492,800,000	8,912,313	0.162	-	0.0037	-	0.314	-
2015	28	0	0	0	17,511,666	7,626,695,082	8,968,732	0.160	-	0.0037	-	0.312	-
2016	27	0	0	0	17,860,082	7,810,757,947	9,101,676	0.151	-	0.0035	-	0.297	-
2017	29	0	0	0	18,089,503	7,921,059,479	9,118,696	0.160	-	0.0037	-	0.318	-

Source: https://www.ntsb.gov/investigations/data/Pages/aviation_stats.aspx

Safety Record of U.S. Air Carriers (cont.) 1998-2017

U.S. Air Carriers Operating Under 14 CFR 135, Scheduled Service (Airlines)

Year	Accidents		Fatalities		Flight Hours	Miles Flown	Departures	Accidents per 100,000 Flight Hours		Accidents per 1,000,000 Miles Flown		Accidents per 100,000 Departures	
	All	Fatal	Total	Aboard				All	Fatal	All	Fatal	All	Fatal
1998	8	0	0	0	353,670	50,773,000	707,071	2.262	-	0.1576	-	1.131	-
1999	13	5	12	12	342,731	52,403,000	672,278	3.793	1.459	0.2481	0.0954	1.934	0.744
2000	12	1	5	5	369,535	44,943,000	603,659	3.247	0.271	0.2670	0.0223	1.988	0.166
2001*	7	2	13	13	300,432	43,099,000	558,052	2.330	0.666	0.1624	0.0464	1.254	0.358
2002	7	0	0	0	273,559	41,633,000	513,452	2.559	-	0.1681	-	1.363	-
2003	2	1	2	2	319,206	47,404,000	572,260	0.627	0.313	0.0422	0.0211	0.349	0.175
2004	4	0	0	0	302,218	46,809,000	538,077	1.324	-	0.0855	-	0.743	-
2005	6	0	0	0	299,775	45,721,000	527,267	2.002	-	0.1312	-	1.138	-
2006	3	1	2	2	301,495	46,503,000	568,464	0.995	0.332	0.0645	0.0215	0.528	0.176
2007	3	0	0	0	291,701	46,049,000	592,577	1.028	-	0.0651	-	0.506	-
2008	7	0	0	0	296,939	46,758,000	588,955	2.357	-	0.1497	-	1.189	-
2009	2	0	0	0	309,545	45,335,000	589,182	0.646	-	0.0441	-	0.339	-
2010	6	0	0	0	314,648	48,001,000	605,342	1.907	-	0.1250	-	0.991	-
2011	4	0	0	0	325,632	48,728,000	607,898	1.228	-	0.0821	-	0.658	-
2012	5	0	0	0	322,416	50,313,000	602,014	1.551	-	0.0994	-	0.831	-
2013	7	2	5	5	296,102	43,307,000	574,946	2.364	0.675	0.1616	0.0462	1.218	0.348
2014	4	0	0	0	331,920	48,361,000	628,585	1.205	-	0.0827	-	0.636	-
2015	4	1	1	1	373,139	58,620,153	635,984	1.072	0.268	0.0682	0.0171	0.629	0.157
2016	8	2	8	6	386,778	63,791,183	642,555	2.068	0.517	0.1254	0.0314	1.245	0.311
2017	8	1	1	1	401,054	70,863,523	628,401	1.995	0.249	0.1129	0.0141	1.273	0.159

Notes:

- 2017 data are preliminary.
- Flight hours, miles, and departures are compiled by the Federal Aviation Administration.
- Since March 20, 1997, aircraft with 10 or more seats used in scheduled passenger service have been operated under 14 CFR 121.
- Years followed by the symbol * are those in which an illegal act was responsible for an occurrence in this category. These acts, such as suicide, sabotage and terrorism are included in the totals for accidents and fatalities but are excluded for the purpose of accident rate computation.
- Based on a February 2002 FAA legal interpretation provided to the NTSB, any 14 CFR 135 operation conducted with no revenue passengers aboard will be considered an on-demand flight operation. This interpretation will be applied to accidents beginning with the year 2002.
- It has not been retroactively applied to 36 accidents, nine of them fatal that occurred during the period 1983–2001.
- U.S. air carriers operating under 14 CFR Part 135 were previously referred to as Scheduled and Nonscheduled Services. Current tables now refer to these same air carriers as Commuter Operations and On-Demand Operations, respectively, in order to be consistent with definitions in 14 CFR 119.3 and terminology used in 14 CFR 135.1. On-Demand Part 135 operations encompass charters, air taxis, air tours, or medical services (when a patient is on board). U.S. Air Carriers Operating Under 14 CFR 121, Scheduled Service (Airlines) Source: NTSB



REGIONAL AIRCRAFT STATISTICS IN

2017

2,018



Total RAA member operated aircraft.

1,704



RAA member aircraft comprised of jets (84%).

314



RAA member aircraft comprised of non-jets (16%).

64



Average seating capacity aboard regional aircraft compared to 53 ten years ago.

+21%



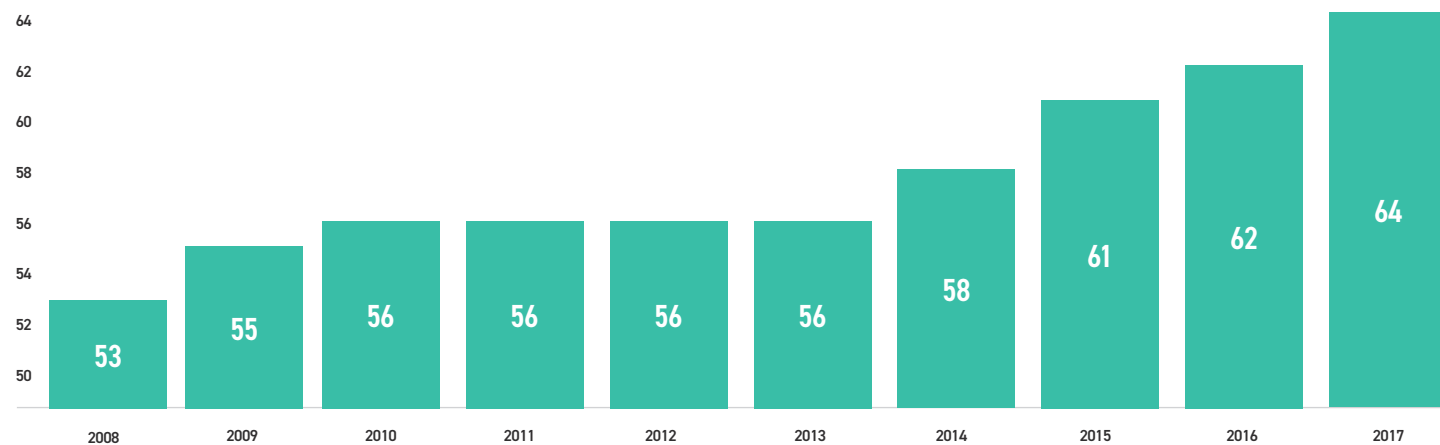
Increase in seating capacity from 2008 to 2017.

Source: RAA Analysis of Bureau of Transportation Statistics, Air Carrier Statistics Form 41 Traffic: T-100 Segment (U.S. Carriers Only)

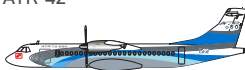




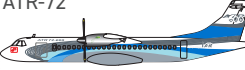
















U.S. REGIONAL AIRCRAFT FLEET

Average Seating Capacity of Regional Aircraft



RAA Member Airline Fleet

ATR	Bombardier	Britten-Norman	Embraer	Piper
ATR-42 	CL-600-2B19 aka "CRJ-200" 	BN-2 aka "Islander" 	ERJ-170/175 aka "E170/E175" 	PA-28 aka "Cherokee" 
ATR-72 	CL-600-2C10 aka "CRJ-700" 		EMB-120 aka "Brasilia" 	PA-31 aka "Navajo" 
	CL-600-2D24 aka "CRJ-900" 		EMB-135 aka "ERJ-135" 	
Beechcraft BE-1900-C/D aka "Beechcraft 1900" 	DHC-6-300 aka "Twin Otter" 	Cessna CE-402 	EMB-145 aka "ERJ-145" 	Saab Saab 340 
	DHC-8-100/200/300 aka "Dash 8" 	CE-208 aka "Caravan" 		
	DHC-8-402 aka "Q400" 	CE-207 aka "Skywagon" 		

RAA Member Airline Fleet Details

Aircraft Type	Manufacturer	Make/Model/Series	Number of Aircraft	% of Total Fleet	Average Seats	
Jets	Embraer	ERJ-170-200LR	426	21.1%	76	
	Bombardier	CL-600-2B19	337	16.7%	50	
	Bombardier	CL-600-2D24	270	13.4%	76	
	Bombardier	CL-600-2C10	256	12.7%	68	
	Embraer	EMB-145-LR	180	8.9%	50	
	Embraer	EMB-145-XR	101	5.0%	50	
	Embraer	EMB-135-KL	49	2.4%	37	
	Embraer	ERJ-170-100SE	40	2.0%	70	
	Embraer	EMB-135-LR	25	1.2%	37	
	Embraer	ERJ-170-100SU	14	0.7%	70	
	Embraer	ERJ-170-100LR	6	0.3%	70	
	TOTAL			1,704	84.4%	
	Non-Jets	Cessna	CE-402-C	90	4.5%	9
Cessna		CE-208-B	56	2.8%	9	
Bombardier/de Havilland		DHC-8-402	47	2.3%	76	
Beechcraft		BE-1900-D	28	1.4%	19	
Cessna		CE-207-A	18	0.9%	5	
ATR		ATR-72-212	13	0.6%	64	
Bombardier/de Havilland		DHC-8-106	9	0.4%	35	
ATR		ATR-42-300	8	0.4%	47	
Piper		PA-31-350	8	0.4%	9	
Beechcraft		BE-1900-C	7	0.3%	19	
Saab		SF-340-340B	4	0.2%	33	
Embraer		EMB-120-ER	6	0.3%	30	
Cessna		CE-208B-EX	4	0.2%	31	
ATR		ATR-42-320	3	0.1%	47	
ATR		ATR-42-500	3	0.1%	47	
Piper		PA-32-300	3	0.1%	4	
Britten-Norman		BN-2-A26	2	0.1%	8	
Bombardier/de Havilland		DHC-6-300	2	0.1%	17	
Bombardier/de Havilland		DHC-8-103	1	0.0%	35	
Britten-Norman		BN-2-A	1	0.0%	8	
Piper	PA-28-181	1	0.0%	4		
TOTAL			314	15.6%		
Jet and Non-Jet Total			2,018			

Source: U.S. Airline reported fleet data

Regional Airline Fleet Details (Fixed Wing)—Sorted by Airline

Top 50 U.S. Airlines as of 2017 (Departures)

*Ceased operations effective November 10, 2017 **Ceased operations effective March 26, 2018

Carrier	Aircraft Fleet	Total
SkyWest Airlines Inc.	Bombardier/de Havilland CL-600-2B19 (194), CL-600-2C10 (87) CL-600-2D24 (36), Embraer ERJ-170-200LR (126)	443
Republic Airline	Embraer ERJ-170-100LR (6), ERJ-170-100SE (40), ERJ-170-100SU (14), ERJ-170-200LR (129)	189
Envoy Air	Bombardier/de Havilland CL-600-2C10 (19), Embraer EMB-135-KL (49), EMB-145-LR (58), ERJ-170-200LR (44)	170
Endeavor Air Inc.	Bombardier/de Havilland CL-600-2B19 (42), CL-600-2C10(3), CL-600-2D24 (109)	154
ExpressJet Airlines Inc.	Bombardier/de Havilland CL-600-2C10 (39), Embraer EMB-135-LR (3), EMB-145-LR (74), EMB-145-XR (36)	152
Mesa Airlines Inc.	Bombardier/de Havilland CL-600-2B19 (1), CL-600-2C10 (20), CL-600-2D24 (64), Embraer ERJ-170-200LR (60)	145
PSA Airlines Inc.	Bombardier/de Havilland CL-600-2B19 (35), CL-600-2C10 (41), CL-600-2D24 (54)	130
Cape Air	Cessna CE-402-C (90)	90
Air Wisconsin Airlines Corp	Bombardier/de Havilland CL-600-2B19 (65)	65
Trans States Airlines	Embraer ERJ-135-LR (22), ERJ-145-XR (38)	60
Empire Airlines Inc.	ATR-42-300 (8), ATR 42-320 (3), ATR-42-500 (3), ATR-72-212 (8), Cessna CE-208-B (37)	59
Horizon Air	Bombardier/de Havilland DHC-8-402 (45), Embraer ERJ-170-200LR (11)	56
Compass Airlines	Embraer ERJ-170-200LR (56)	56
Hageland Aviation Service	Beechcraft BE-1900-C (7), Cessna CE-207-A (18), CE-208B-EX (4), CE-208-B (19), Piper PA-31-350 (8)	56
GoJet Airlines LLC d/b/a United Express	Bombardier/de Havilland CL-600-2C10 (47), CL-600-2D24 (7)	54
Piedmont Airlines	Embraer ERJ-145-LR (48)	48
Great Lakes Airlines**	Beechcraft BE-1900-D (28), Embraer EMB-120-ER (6)	34
Boutique Air	Beechcraft BE-300-B300C (4), Pilatus PC-12-45 (11), PC-12-47 (14)	29
Grant Aviation	Beechcraft BE-200-200 (2), BE-200-B200 (1), Cessna CE-207-207 (1), CE-207-A (5), CE-208-B (11), Piper PA-31-350 (5), Other Manufacturer- GA-GA8 (3)	28
Commutair Aka Champlain Enterprises, Inc.	Embraer ERJ-145-XR (27)	27
Tradewind Aviation	Cessna CE-525-525B (3), Pilatus PC-12-45 (12), PC-12-47 (9)	24
Bering Air Inc.	Beechcraft BE-200-200 (1), BE-200-B200 (4), BE-1900-D (2), Cessna CE-208-B (10), Piper PA-31-350 (4), Other Manufacturer- C-212-CC (2)	23
Silver Airways	Saab SF-340-340B (21)	21
Sun Air Express LLC dba Sun Air International	Cessna CE-208-B (19), Piper PA-31-350 (2)	21
Kenmore Air Harbor	Bombardier/de Havilland DHC-2-MKI (10), Cessna CE-180-B (2), Pilatus PC-12-12 (8)	20
Mokulele Flight Services, Inc.	Cessna CE-208-B (15), Pilatus PC-12-47 (2)	17
Wright Air Service	Beechcraft BE 36-A36 (1), Cessna CE-206-U206G (2), CE-208-B (11), Piper PA-31-350 (3)	17
Warbelow	Piper PA-31-350 (15)	15
Venture Travel LLC d/b/a Taquan Air Service	Bombardier/de Havilland DHC-2-MKI (11), DHC-3-3 (3)	14
Kalinin Aviation LLC d/b/a Alaska Seaplanes	Bombardier/de Havilland DHC-2-MKI (3), Cessna CE-206-U206F (1), CE-206-U206G (1), CE-207-207 (2), CE-207-A (1), CE-208-A (1), CE-208-B (4)	13
Star Marianas Air Inc.	Piper PA-31-350 (5), Pilatus PC-32-300 (7)	12
Air Charter, Inc d/b/a Air Flamenco	Britten-Norman BN-2-A (4), BN-2-A8 (2), BN-2-A9 (2), BN-2-B26 (2), Other Manufacturer- SD-360 (2)	12
Peninsula Airways Inc.	Saab 2000 (5), 340-A (1), SF-340-340B (5)	11
Multi-Aero, Inc. d/b/a Air Choice One	Cessna CE-208-B (11)	11
Corvus Airlines	Bombardier/de Havilland DHC-8-103 (1), DHC-8-106 (9)	10
Yute Air Aka Flight Alaska	Cessna CE-172-M/N (6), CE-207-207 (6), Piper PA-32-260 (2)	10
Island Air Service	Bombardier/de Havilland DHC-2-MKI (1), Britten-Norman BN-2-A (1), Cessna CE-180-B (1), CE-185-B (1), CE-208-A (1), Piper PA-32-260 (2), PA-32-300 (1)	8
CFM Inc d/b/a Contour Airlines d/b/a One Jet Shuttle	Embraer EMB-135-LR (5), Other Manufacturer- BA-JETSTM-3101 (3)	8
Island Air Hawaii*	Bombardier/de Havilland DHC-8-402 (2), ATR-72-212 (5)	7
Vieques Air Link Inc.	Britten-Norman BN-2-A9 (1), BN-2-B26 (4), BN-2-A26 (2)	7
Smokey Bay Air Inc.	Cessna CE-206-U206F (3), CE-206-U206G (2), CE-207-207 (1), CE-207-A (1)	7
New England Airlines Inc.	Britten-Norman BN-2-A (1), BN-2-A26 (2), Piper PA-28-181 (1), PA-32-300 (3)	7
Pacific Airways, Inc.	Bombardier/de Havilland DHC-2-MKI (6), Cessna CE-185-B (1)	7
Seaborne Virgin Islands, Inc.	Bombardier/de Havilland DHC-6-300 (2), Saab SF-340-340B (4)	6
Scott Air LLC dba Island Air Express	Cessna CE-206-U206F (1), CE-208-A (4), Pilatus PC-12-12 (1)	6
Via Airlines d/b/a Charter Air Transport	Embraer EMB-145-LR (5)	5
Iliamna Air Taxi	Bombardier/de Havilland DHC-2-MKI (2), Beechcraft BE-36-A36 (1), BE-58-58 (1), Cessna CE-207-207 (1)	5
Makani Kai Air Charters	Cessna CE-208-B (3), Piper PA-31-350 (1)	4
Air Sunshine Inc.	Saab 340-A (2), Beechcraft BE-1900-D (1),	3
Harris Air Services	Cessna CE-185-B (1), Piper PA-31-350 (2)	3
RAA Member Total Aircraft		2,018
TOTAL U.S. REGIONAL AIRCRAFT		2,379

RAA Member Airlines shown in **bold**.

Regional Airline Fleet Details (Fixed Wing)—Sorted by Manufacturer

Top 50 U.S. Airlines as of 2017 (Departures)

*Ceased operations effective November 10, 2017 **Ceased operations effective March 26, 2018

Carrier	Aircraft Fleet	Airlines & Qty.	RAA Total	U.S. Total
Bombardier/de Havilland	CL-600-2B19	SkyWest Airlines Inc. (194), PSA Airlines Inc. (35), Endeavor Air Inc. (42), Mesa Airlines Inc. (1), Air Wisconsin Airlines Corp. (65)	337	337
	CL-600-2D24	SkyWest Airlines Inc. (36), PSA Airlines Inc. (54), Endeavor Air Inc. (109), Mesa Airlines Inc. (64), GoJet Airlines LLC (7)	270	270
	CL-600-2C10	SkyWest Airlines Inc. (87), ExpressJet Airlines Inc. (39), Envoy Air (19), PSA Airlines Inc. (41), Endeavor Air Inc. (3), Mesa Airlines Inc. (20), GoJet Airlines LLC (47)	256	256
	DHC-8-402	Horizon Air (45), Island Air Hawaii* (2)	47	47
	DHC-2-MKI	Kalinin Aviation LLC (3), Kenmore Air Harbor (10), Venture Travel LLC (11), Island Air Service (1), Pacific Airways Inc. (6), Iliamna Air Taxi (2)	0	33
	DHC-8-106	Corvus Airlines (9)	9	9
	DHC-3-3	Venture Travel LLC (3)	0	3
	DHC-6-300	Seaborne Virgin Islands, Inc. (2)	2	2
	DHC-8-103	Corvus Airlines (1)	1	1
	Saab	SF-340-340B	Silver Airways (21), Peninsula Airways Inc. (5), Seaborne Virgin Airlines, Inc. (4)	4
SAAB-2000		Peninsula Airways Inc. (5)	0	5
SAAB-340-A		Peninsula Airways Inc. (1), Air Sunshine Inc. (2)	0	3
Beechcraft	BE-1900-D	Bering Air Inc. (2), Great Lakes Airlines Inc.** (28)	28	30
	BE-1900-C	Hageland Aviation Service (7), Air Sunshine Inc. (1)	7	8
	BE-200-B200	Grant Aviation (1), Bering Air Inc. (4)	0	5
	BE-300-B300C	Boutique Air (4)	0	4
	BE-200-200	Grant Aviation (2), Bering Air Inc. (1)	0	3
	BE-36-A36	Iliamna Air Taxi (1), Wright Air Service (1)	0	2
	BE-58-58	Iliamna Air Taxi (1)	0	1
	ERJ-170-200LR	Republic Airline (129), SkyWest Airlines Inc. (126), Compass Airlines (56), Mesa Airlines Inc. (60), Envoy Air (44), Horizon Air (11)	426	426
EMB-145-LR	ExpressJet Airlines Inc. (74), Envoy Air (58), Piedmont Airlines (48), Via Airlines d/b/a Charter Air Transport (5)	180	185	
EMB-145-XR	ExpressJet Airlines Inc. (36), Trans States Airlines (38), Commutair Aka Champlain Enterprises, Inc. (27)	101	101	
ERJ-170-100SE	Republic Airline (40)	40	40	
ERJ-170-100SU	Republic Airline (14)	14	14	
EMB-120-ER	Great Lakes Airlines** (6)	6	6	
ERJ-170-100LR	Republic Airline (6)	6	6	
EMB-135-LR	ExpressJet Airlines Inc. (3), Trans States Airlines (22), CFM Inc d/b/a Contour Airlines d/b/a One Jet Shuttle (5)	25	30	
EMB-135-KL	Envoy Air (49)	49	49	
ATR	ATR-72-212	Empire Airlines Inc. (8), Island Air Hawaii* (5)	13	13
	ATR-42-300	Empire Airlines Inc. (8)	8	8
	ATR-42-320	Empire Airlines Inc. (3)	3	3
	ATR-42-500	Empire Airlines Inc. (3)	3	3
Britten-Norman	BN-2-A26	Vieques Air Link Inc. (2), New England Airlines Inc. (2)	2	4
	BN-2-B26	Vieques Air Link Inc. (4), Air Charter Inc d/b/a Air Flamenco (2)	0	6
	BN-2-A9	Vieques Air Link Inc. (1), Air Charter Inc d/b/a Air Flamenco (2)	0	3
	BN-2-A8	Air Charter Inc d/b/a Air Flamenco (2)	0	2
	BN-2-A	New England Airlines Inc. (1), Island Air Service (1), Air Charter Inc d/b/a Air Flamenco (4)	1	6
Cessna	CE-208-B	Hageland Aviation Service (19), Grant Aviation (11), Mokulele Flight Services, Inc. (15), Bering Air Inc. (10), Sun Air Express LLC dba Sun Air International (19), Multi-Aero, Inc. d/b/a AirChoice One (11), Kalinin Aviation LLC d/b/a Alaska Seaplanes (4), Wright Air Service (11), Empire Airlines (37), Makani Kai Air Charters (3)	56	140
	CE-402-C	Cape Air (90)	90	90
	CE-207-A	Hageland Aviation Service (18), Grant Aviation (5), Kalinin Aviation LLC d/b/a Alaska Seaplanes (1), Smokey Bay Air Inc. (1)	18	25
	CE-208BEX	Hageland Aviation Service (4)	4	4
	CE-207-207	Yute Air Aka Flight Alaska (6), Grant Aviation (1), Kalinin Aviation LLC d/b/a Alaska Seaplanes (2), Iliamna Air Taxi (1), Smokey Bay Air Inc. (1)	0	11
	CE-206-U206F	Smokey Bay Air Inc. (3), Scott Air LLC dba Island Air Express (1), Kalinin Aviation LLC d/b/a Alaska Seaplanes (1)	0	5
	CE-206-U206G	Smokey Bay Air Inc. (2), Wright Air Service (2), Kalinin Aviation LLC d/b/a Alaska Seaplanes (1)	0	5
	CE-172-M/N	Yute Air Aka Flight Alaska (2)	0	2
	CE-180-B	Kenmore Air Harbor (2), Island Air Service (1)	0	3
	CE-525-525B	Tradewind Aviation (3)	0	3
CE-185-B	Island Air Service (1), Pacific Airways, Inc. (1), Harris Air Services (1)	0	3	
CE-208-A	Kalinin Aviation LLC d/b/a Alaska Seaplanes (1), Island Air Service (1), Scott Air LLC dba Island Air Express (4)	0	6	
Piper	PA-31-350	Warbelow (15), Hageland Aviation Service (8), Bering Air Inc. (4), Grant Aviation (5), Star Marianas Air Inc. (5), Wright Air Service (3), Sun Air Express LLC dba Sun Air International (2), Makani Kai Air Charters (1), Harris Air Services (2)	8	45
	PA-32-300	Star Marianas Air Inc. (7), Island Air Service (1), New England Airlines Inc. (3)	3	11
	PA-32-260	Island Air Service (2), Yute Air Aka Flight Alaska (2)	0	4
	PA-28-181	New England Airlines Inc. (1)	1	1
Pilatus	PC-12-45	Tradewind Aviation (12), Boutique Air (11)	0	23
	PC-12-47	Boutique Air (14), Tradewind Aviation (9), Mokulele Flight Services, Inc. (2)	0	25
	PC-12-12	Kenmore Air Harbor (8), Scott Air LLC dba Island Air Express (1)	0	9
Other	GA-GA8	Grant Aviation (3)	0	3
	BA-JETSTM-3101	CFM Inc d/b/a Contour Airlines d/b/a One Jet Shuttle (3)	0	3
	SD-3-60	Air Charter Inc d/b/a Air Flamenco (2)	0	2
	C-212-CC	Bering Air Inc. (2)	0	2

RAA Member Airlines shown in **bold**.



U.S. REGIONAL AIRCRAFT FLEET (CONT.)

Composition of Regional Airline Fleet 2018 (select aircraft)



20%
CRJ 100/200

21%
ERJ 135/145

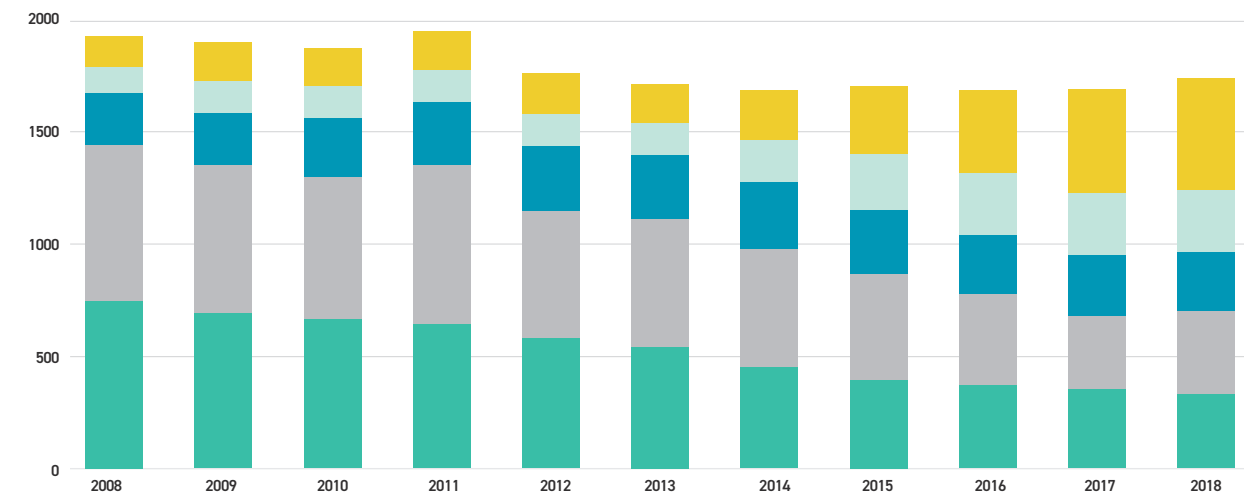
15%
CRJ 700

16%
CRJ 900

28%
ERJ 170/175

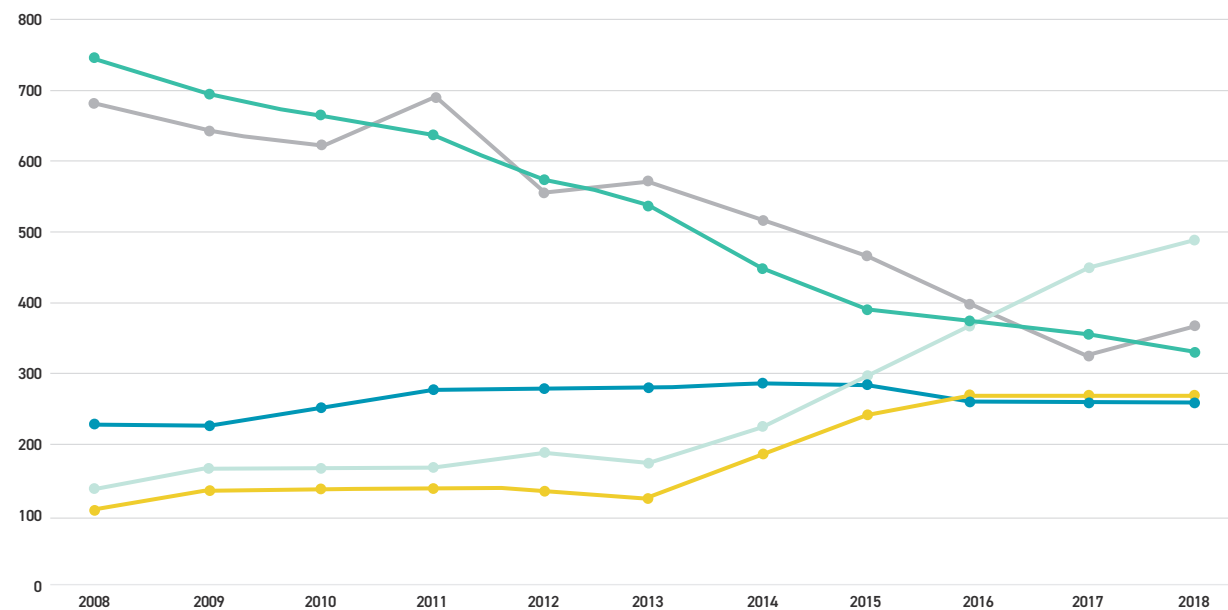
Composition of Regional Airline Fleet (select aircraft)

CRJ 100/200 ERJ 135/145 CRJ 700 CRJ 900 ERJ 170/175



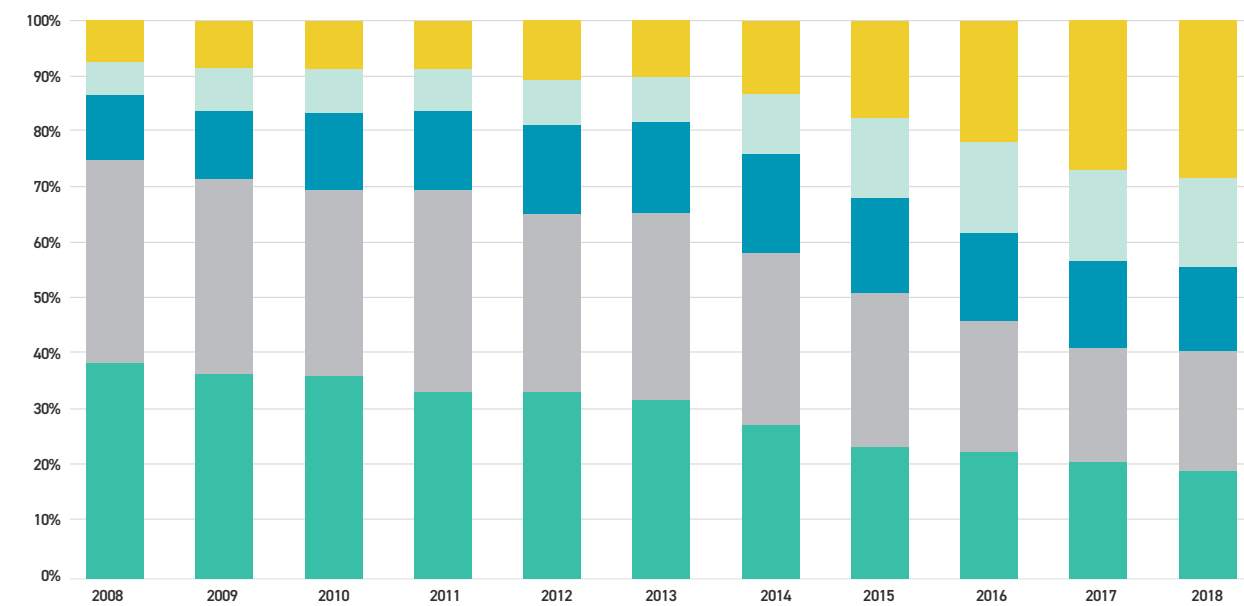
Composition of Regional Airline Fleet (select aircraft)

CRJ 100/200 ERJ 135/145 CRJ 700 CRJ 900 ERJ 170/175



Composition of Regional Airline Fleet (select aircraft)

CRJ 100/200 ERJ 135/145 CRJ 700 CRJ 900 ERJ 170/175





U.S. AIRPORTS & REGIONAL SERVICE

The following section includes both industry and regional airline specific departure statistics at the nation's Top 50 U.S. airports (both in chart and map form) as well as a map showing those U.S. airports served exclusively by regional airlines. The Essential Air Service program (EAS) is a critical program put in place to guarantee that small communities, that were served by certificated air carriers before airline deregulation, maintain a minimum level of scheduled air service. The U.S. Department of Transportation is mandated to provide eligible EAS communities with access to the National Air Transportation System. This is generally accomplished by subsidizing two round-trips a day with 30-to 50-seat aircraft—or additional frequencies with aircraft with nine seats or fewer usually to a large or medium-hub airport. The DOT currently subsidizes commuter and certificated air carriers to serve approximately 62 communities in Alaska and 112 communities in the lower 48 contiguous states that otherwise would not receive any scheduled air service.

Source: <https://www.transportation.gov/policy/aviation-policy/small-community-rural-air-service/essential-air-service>

Top 50 U.S. Airports

Ranked by total scheduled departures in 2017

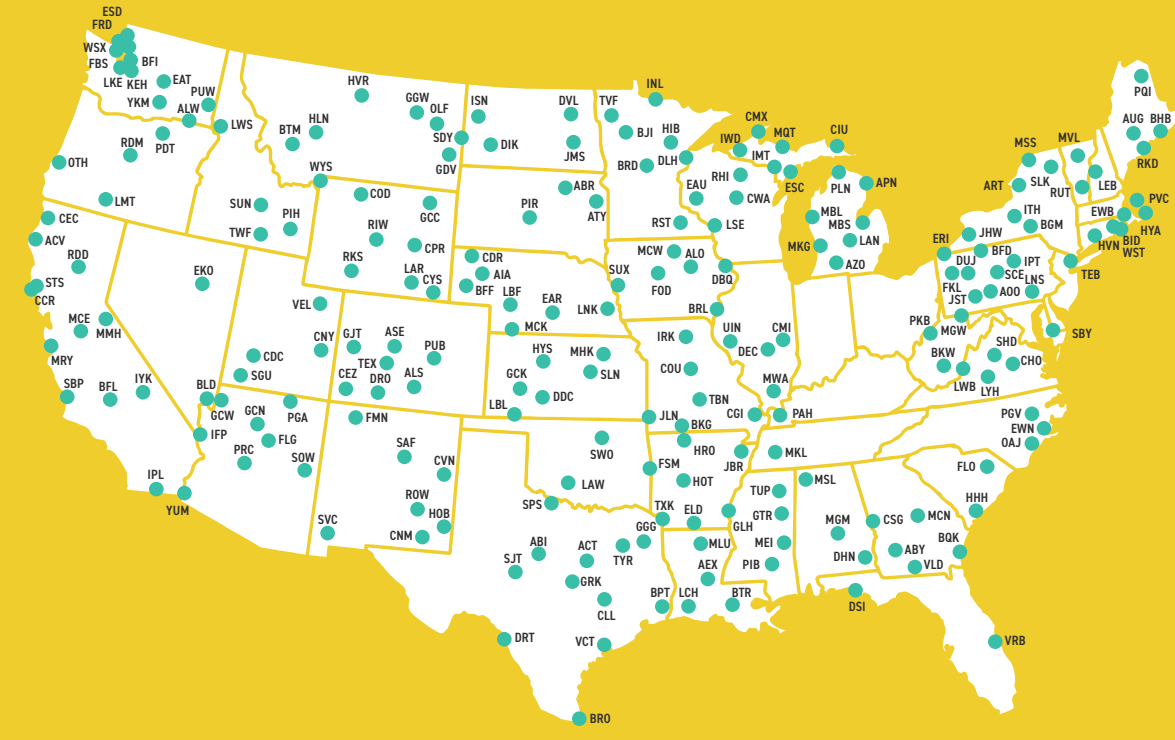


Rank	Airport	Airport Code	Regional Departures	Total Departures	Regional Share	Rank	Airport	Airport Code	Regional Departures	Total Departures	Regional Share
1	Atlanta Hartsfield-Jackson	ATL	78,126	422,641	18.5%	27	San Diego	SAN	12,850	90,604	14.2%
2	Chicago O'Hare	ORD	217,866	398,980	54.6%	28	Portland	PDX	36,099	89,722	40.2%
3	Dallas/Fort Worth	DFW	123,051	304,089	40.5%	29	St. Louis	STL	32,871	85,002	38.7%
4	Los Angeles	LAX	71,371	274,335	26.0%	30	Tampa	TPA	6,050	76,793	7.9%
5	Denver	DEN	86,232	271,691	31.7%	31	Nashville	BNA	24,501	73,121	33.5%
6	Charlotte	CLT	139,266	257,980	54.0%	32	Honolulu	HNL	19,064	72,241	26.4%
7	Houston Bush	IAH	103,752	203,984	50.9%	33	Dallas Love	DAL	671	69,510	1.0%
8	San Francisco	SFO	43,898	193,804	22.7%	34	Raleigh/Durham	RDU	29,034	63,888	45.4%
9	Seattle/Tacoma	SEA	69,222	192,108	36.0%	35	Houston Hobby	HOU	2,848	60,978	4.7%
10	Detroit	DTW	96,507	187,401	51.5%	36	Pittsburgh	PIT	33,451	60,586	55.2%
11	New York Newark	EWL	71,505	186,760	38.3%	37	Austin	AUS	7,420	58,726	12.6%
12	Minneapolis/St. Paul	MSP	76,225	186,431	40.9%	38	San Jose	SJC	12,663	57,019	22.2%
13	Phoenix	PHX	39,359	183,373	21.5%	39	Kansas City	MCI	13,447	55,778	24.1%
14	New York Laguardia	LGA	96,795	174,073	55.6%	40	Oakland	OAK	3,276	55,104	5.9%
15	New York Kennedy	JFK	36,629	167,138	21.9%	41	New Orleans	MSY	5,704	53,649	10.6%
16	Boston	BOS	36,525	165,412	22.1%	42	San Juan	SJU	25,999	53,168	48.9%
17	Philadelphia	PHL	83,033	164,080	50.6%	43	Indianapolis	IND	25,237	50,556	49.9%
18	Las Vegas	LAS	5,577	163,886	3.4%	44	Cleveland	CLE	24,968	50,536	49.4%
19	Washington National	DCA	75,470	144,450	52.2%	45	Cincinnati	CVG	33,329	50,342	66.2%
20	Orlando	MCO	5,083	142,136	3.6%	46	Sacramento	SMF	10,929	49,971	21.9%
21	Miami	MIA	28,645	138,451	20.7%	47	Columbus	CMH	26,707	47,093	56.7%
22	Fort Lauderdale	FLL	8,497	120,391	7.1%	48	Orange County	SNA	5,775	44,973	12.8%
23	Salt Lake City	SLC	50,340	120,306	41.8%	49	Anchorage	ANC	23,275	40,643	57.3%
24	Baltimore	BWI	10,973	114,066	9.6%	50	San Antonio	SAT	8,897	39,883	22.3%
25	Washington Dulles	IAD	53,884	97,267	55.4%						
26	Chicago Midway	MDW	4,344	91,570	4.7%						

Source: RAA analysis of 2017 OAG schedules via PlaneStats online portal

U.S. Airports Served Exclusively by Regional Airlines

217 airports in lower 48 states based on 2017 schedules



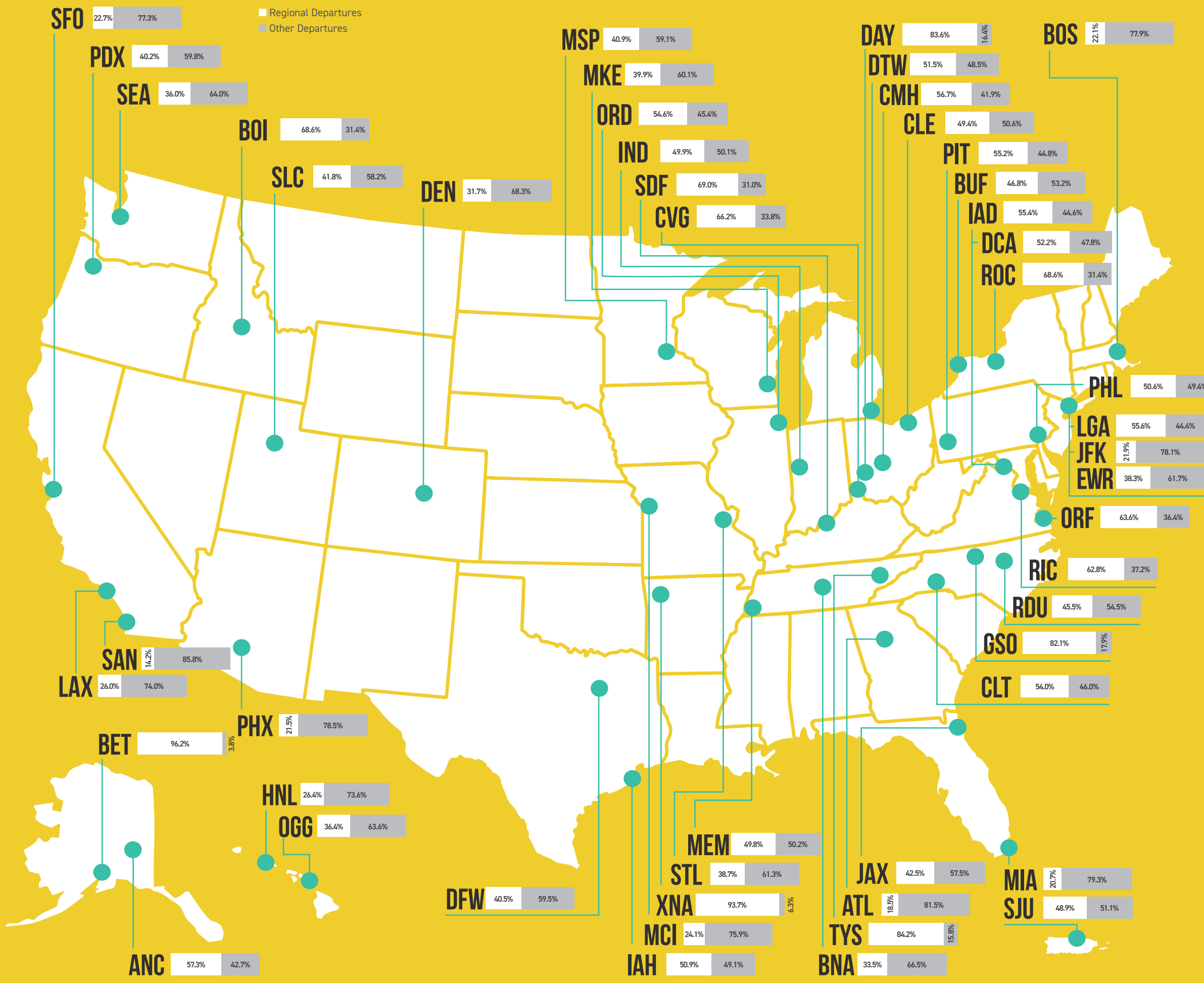
Airport Code	Airport	Airport Code	Airport	Airport Code	Airport	Airport Code	Airport	Airport Code	Airport	Airport Code	Airport
ABR	Aberdeen, South Dakota	COU	Columbia, Missouri	FSM	Ft. Smith, Arkansas	LMT	Klamath Falls, Oregon	PAH	Paducah, Kentucky	SOW	Show Low, Arizona
ABI	Abilene, Texas	CSG	Columbus, Georgia	GCK	Garden City, Kansas	LSE	La Crosse Wi/Winona, Wisconsin	PGA	Page, Arizona	SDY	Sidney, Montana
ALS	Alamosa, Colorado	GTR	Columbus/Starkville/West Pt, Mississippi	GCC	Gillette, Wyoming	LCH	Lake Charles, Louisiana	PKB	Parkersburg, West Virginia	SVC	Silver City, New Mexico
ABY	Albany, Georgia	CCR	Concord, California	GDV	Glendive, Montana	LNS	Lancaster, Pennsylvania	PLN	Pellston, Michigan	SGU	St. George, Utah
AEX	Alexandria, Louisiana	CEZ	Cortez, Colorado	GCN	Grand Canyon, Arizona	LAN	Lansing, Michigan	PDT	Pendleton, Oregon	SCE	State College, Pennsylvania
AIA	Alliance, Nebraska	CEC	Crescent City, California	GCW	Grand Canyon West Airport, Arizona	LAR	Laramie, Wyoming	PIR	Pierre, South Dakota	PIH	Pocatello, Idaho
APN	Alpena, Michigan	DEC	Decatur, Illinois	DRT	Del Rio, Texas	PIB	Laurel/Hattiesburg, Mississippi	PRC	Prescott, Arizona	MVL	Stowe, Vermont
AOO	Altoona, Pennsylvania	DSI	Destin, Florida	GJT	Grand Junction, Colorado	LAW	Lawton, Oklahoma	PQI	Presque Isle, Maine	SUN	Sun Valley, Idaho
ASE	Aspen, Colorado	DVL	Devils Lake, North Dakota	LWB	Greenbrier, West Virginia	LEB	Lebanon, New Hampshire	PVC	Provincetown, Massachusetts	TEX	Telluride, Colorado
AUG	Augusta, Maine	DIK	Dickinson, North Dakota	GLH	Greenville, Mississippi	LWS	Lewisville, Idaho	PUB	Pueblo, Colorado	TEB	Teterboro, New Jersey
BFL	Bakersfield, California	DDC	Dodge City, Kansas	PGV	Greenville, North Carolina	LBL	Liberal, Kansas	PUW	Pullman, Washington	TXK	Tarkana, Arkansas
BHB	Bar Harbor, Maine	DHN	Dothan, Alabama	CMX	Hancock, Michigan	LNK	Lincoln, Nebraska	UIN	Quincy, Illinois	TVF	Thief River Falls, Minnesota
BTR	Baton Rouge, Louisiana	DUH	Du Bois, Pennsylvania	HRO	Harrison, Arkansas	GGG	Longview, Texas	RDD	Redding, California	TUP	Tupelo, Mississippi
BKW	Beckley, West Virginia	DBQ	Dubuque, Iowa	HVS	Hays, Kansas	MCN	Macon, Georgia	RDM	Redmond, Oregon	TWF	Twin Falls, Idaho
BJI	Bemidji, Minnesota	DLH	Duluth Mn/Superior, Minnesota	HLN	Helena, Montana	MMH	Mammoth Lakes, California	RHI	Rhineland, Wisconsin	TYR	Tyler, Texas
BGM	Binghamton, New York	DRO	Durango, Colorado	HIB	Hibbing, Minnesota	HHH	Hilton Head Island, South Carolina	RIW	Riverton, Wyoming	VLD	Valdosta, Georgia
BID	Block IS., Rhode Island	ESD	Eastsound, Washington	HHH	Hilton Head Island, South Carolina	MBL	Manistee, Michigan	RST	Rochester, Minnesota	VEL	Vernal, Utah
BLD	Boulder City Airport, Nevada	EAU	Eau Claire, Wisconsin	HOB	Hobbs, New Mexico	MWA	Marion, Illinois	RKS	Rock Springs, Wyoming	VRB	Vero Beach, Florida
BFD	Bradford, Pennsylvania	IPL	El Centro/Imperial, California	HOT	Hot Springs, Arkansas	MQT	Marquette, Michigan	RKD	Rockland, Maine	VCT	Victoria, Texas
BRD	Brainerd, Minnesota	ELD	El Dorado, Arkansas	HYA	Hyannis, Massachusetts	MCW	Mason City, Iowa	ROW	Roswell, New Mexico	ACT	Waco, Texas
BKG	Branson Airport, Missouri	EKO	Elko, Nevada	INL	Intl Falls, Minnesota	MSS	Massena, New York	RUT	Rutland, Vermont	ALW	Walla Walla, Washington
BRO	Brownsville, Texas	ERI	Erie, Pennsylvania	INL	Intl Falls, Minnesota	MCK	Mc Cook, Nebraska	MBS	Saginaw, Michigan	SLN	Salina, Kansas
BQK	Brunswick, Georgia	ESC	Escanaba, Michigan	IYK	Inyokern, California	IMT	Iron Mountain, Michigan	SLN	Salina, Kansas	ALD	Waterloo, Iowa
BUL	Bullhead City Az/Laughlin, Arizona	ACV	Eureka/Arcata, California	IMT	Iron Mountain, Michigan	IWD	Ironwood, Michigan	SBJ	San Angelo, Texas	ART	Watertown, New York
BRL	Burlington, Iowa	FMN	Farmington, New Mexico	ITH	Ithaca, New York	MLK	Muskogee, Oklahoma	SJT	San Jose, California	ATY	Watertown, South Dakota
BTM	Butte, Montana	FLG	Flagstaff, Arizona	JKN	Jackson, Tennessee	OAJ	Oak Ridge, Tennessee	SBP	San Luis Obispo, California	CWA	Wausau, Wisconsin
CGI	Cape Girardeau, Missouri	FLO	Florence, South Carolina	JKN	Jackson, Tennessee	MTN	Montgomery, Alabama	SAF	Santa Fe, New Mexico	EAT	Wenatchee, Washington
CNM	Carlsbad, New Mexico	FOD	Fort Dodge, Iowa	JMS	Jamestown, North Carolina	MRY	Monterey, California	STS	Santa Rosa, California	WST	Westerly, Rhode Island
CPR	Casper, Wyoming	FKL	Franklin, Pennsylvania	JKN	Jackson, Tennessee	MGM	Montgomery, Alabama	SLK	Saranac Lake, New York	WYS	West Yellowstone, Montana
CDC	Cedar City, Utah	FRD	Friday Harbor, Washington	JST	Jamestown, North Dakota	MGW	Morgantown, West Virginia	CIU	Chico, Michigan	WSX	Westwood, Washington
CDR	Chadron, Nebraska	FRD	Friday Harbor, Washington	JST	Jamestown, North Dakota	MSL	Muskegon, Michigan	BFF	Scottsbluff, Nebraska	SPS	Wichita Falls, Texas
CDI	Chadron, Nebraska	FRD	Friday Harbor, Washington	JST	Jamestown, North Dakota	MKG	Muskogee, Oklahoma	BFI	Seattle/Tacoma (Boeing), Washington	IPT	Williamsport, Pennsylvania
CEC	Cheyanne, Wyoming	FBS	Friday Harbor, Washington	JST	Jamestown, North Dakota	NEW	New Bedford, Massachusetts	KEH	Seattle/Tacoma	ISN	Williston, North Dakota
CHO	Charlottesville, Virginia	FRD	Friday Harbor, Washington	JST	Jamestown, North Dakota	EWN	New Bern, North Carolina	LKE	Seattle/Tacoma (LUnion), Washington	OLF	Wolf Point, Montana
CYS	Cheyenne, Wyoming	TBN	Ft. Leonard Wood, Missouri	JST	Jamestown, North Dakota	EAR	Kearney, Nebraska	SHD	Shenandoah Valley Airport, Virginia	YKM	Yakima, Washington
CVN	Clovis, New Mexico			JST	Jamestown, North Dakota	GRK	Killeen Gray, Texas			YUM	Yuma, Arizona
COD	Cody, Wyoming			JST	Jamestown, North Dakota	OTH	North Bend, Oregon				
CLL	College Station, Texas			JST	Jamestown, North Dakota	LBF	North Platte, Nebraska				

TOP 50 U.S. AIRPORTS

Ranked by total scheduled departures with regional aircraft in 2017

Source: RAA analysis of 2017 OAG schedules via PlaneStats online portal

Rank	Airport	Airport Code	Regional Departures	Total Departures	Regional Share
1	CHICAGO OHARE	ORD	217,866	398,980	54.6%
2	CHARLOTTE	CLT	139,266	257,980	54.0%
3	DALLAS/FORT WORTH	DFW	123,051	304,089	40.5%
4	HOUSTON BUSH	IAH	103,752	203,984	50.9%
5	NEW YORK LAGUARDIA	LGA	96,795	174,073	55.6%
6	DETROIT	DTW	96,507	187,401	51.5%
7	DENVER	DEN	86,232	271,691	31.7%
8	PHILADELPHIA	PHL	83,033	164,080	50.6%
9	ATLANTA HARTSFIELD-JACKSON	ATL	78,126	422,641	18.5%
10	MINNEAPOLIS/ST. PAUL	MSP	76,225	186,431	40.9%
11	WASHINGTON NATIONAL	DCA	75,470	144,450	52.2%
12	NEW YORK NEWARK	EWK	71,505	186,760	38.3%
13	LOS ANGELES	LAX	71,371	274,335	26.0%
14	SEATTLE/TACOMA	SEA	69,222	192,108	36.0%
15	WASHINGTON DULLES	IAD	53,884	97,267	55.4%
16	SALT LAKE CITY	SLC	50,340	120,306	41.8%
17	SAN FRANCISCO	SFO	43,898	193,804	22.7%
18	PHOENIX	PHX	39,359	183,373	21.5%
19	NEW YORK KENNEDY	JFK	36,629	167,138	21.9%
20	BOSTON	BOS	36,525	165,412	22.1%
21	PORTLAND	PDX	36,099	89,722	40.2%
22	PITTSBURGH	PIT	33,451	60,586	55.2%
23	CINCINNATI	CVG	33,329	50,342	66.2%
24	ST. LOUIS	STL	32,871	85,002	38.7%
25	RALEIGH/DURHAM	RDU	29,034	63,888	45.4%
26	MIAMI	MIA	28,645	138,451	20.7%
27	COLUMBUS	CMH	26,707	47,093	56.7%
28	SAN JUAN	SJU	25,999	53,168	48.9%
29	INDIANAPOLIS	IND	25,237	50,556	49.9%
30	CLEVELAND	CLE	24,968	50,536	49.4%
31	NASHVILLE	BNA	24,501	73,121	33.5%
32	BETHEL	BET	24,012	24,973	96.2%
33	ANCHORAGE	ANC	23,275	40,643	57.3%
34	HONOLULU	HNL	19,064	72,241	26.4%
35	LOUISVILLE	SDF	17,436	25,273	69.0%
36	RICHMOND/WMBG	RIC	16,551	26,375	62.8%
37	BOISE	BOI	15,742	22,940	68.6%
38	NORFOLK/VA. BEACH/WMBG	ORF	15,456	24,302	63.6%
39	MILWAUKEE	MKE	14,859	37,211	39.9%
40	DAYTON	DAY	14,588	17,460	83.6%
41	KNOXVILLE	TYS	14,351	17,052	84.2%
42	MAUI	OGG	13,899	38,182	36.4%
43	KANSAS CITY	MCI	13,447	55,778	24.1%
44	BUFFALO	BUF	13,431	28,676	46.8%
45	FAYETTEVILLE/SPRINGFIELD	XNA	13,080	13,958	93.7%
46	GREENSBORO/H.PT/WIN-SALEM	GSO	12,988	15,817	82.1%
47	SAN DIEGO	SAN	12,850	90,604	14.2%
48	MEMPHIS	MEM	12,791	25,683	49.8%
49	ROCHESTER	ROC	12,732	18,557	68.6%
50	JACKSONVILLE	JAX	12,721	29,925	42.5%



Shortest & Longest Regional Routes (Lower 48)

Regional Jet	Origin	Destination	Marketing Carrier	Operating Carrier	Aircraft	Distance (SM)	Block Time (min)	# of 2017 Departures
Shortest Distance	ABE: ALLENTOWN, PA	PHL: PHILADELPHIA, PA	American Airlines	Air Wisconsin	CL-600-2C10	55	39	608
Shortest Time	ABE: ALLENTOWN, PA	PHL: PHILADELPHIA, PA	American Airlines	Air Wisconsin	CL-600-2C10	55	39	608
Longest Distance	STL: ST. LOUIS, MO	SFO: SAN FRANCISCO, CA	United Airlines	SkyWest Airlines	ERJ-170-200LR	1731	245	444
Longest Time	STL: ST. LOUIS, MO	SFO: SAN FRANCISCO, CA	United Airlines	SkyWest Airlines	ERJ-170-200LR	1731	245	444

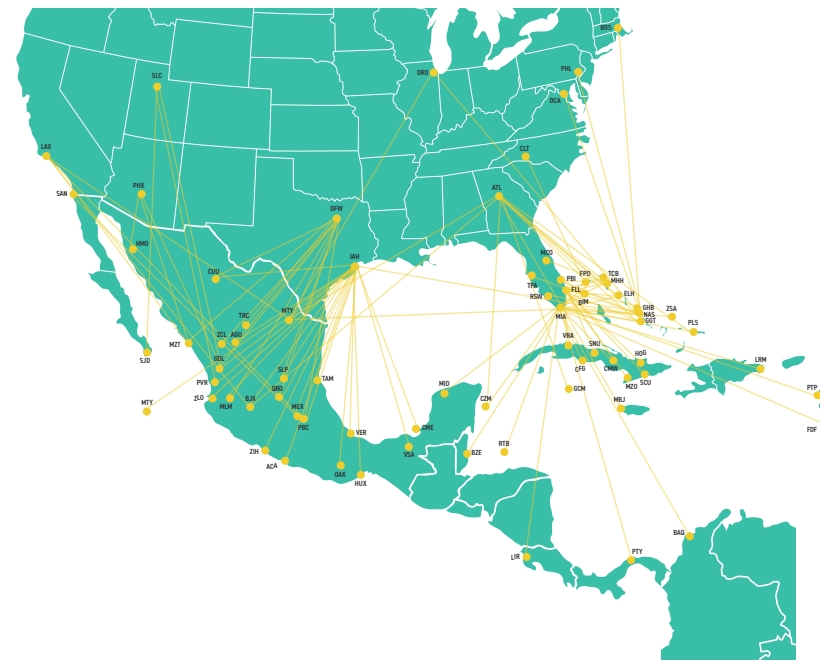
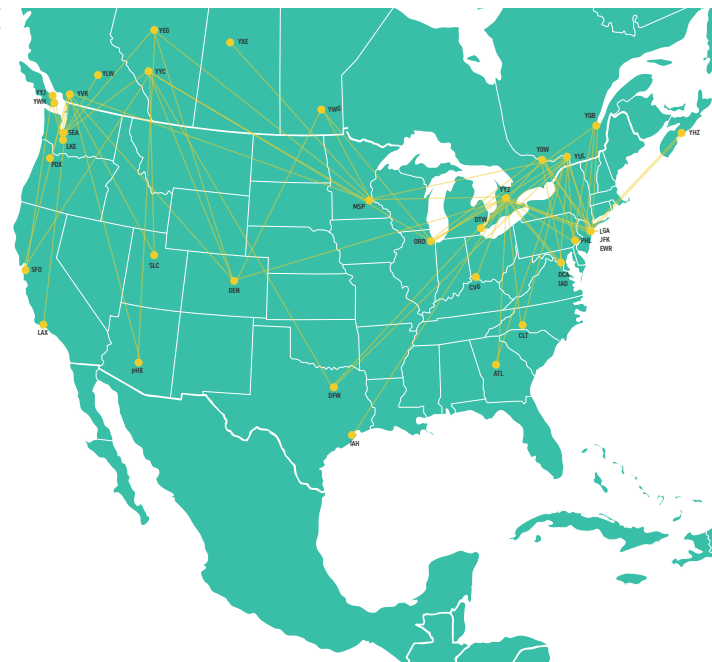
Non-Jet	Origin	Destination	Marketing Carrier	Operating Carrier	Aircraft	Distance (SM)	Block Time (min)	# of 2017 Departures
Shortest Distance	LKE: SEATTLE/TACOMA (L.UNION), WA	KEH: SEATTLE/TACOMA (KENMORE), WA	Kenmore Air	Kenmore Air	DHC-2-MKI	8	10	125
Shortest Time	LKE: SEATTLE/TACOMA (L.UNION), WA	KEH: SEATTLE/TACOMA (KENMORE), WA	Kenmore Air	Kenmore Air	DHC-2-MKI	8	10	125
Longest Distance	LAX: LOS ANGELES, CA	SUN: SUN VALLEY, ID	Alaska Airlines	Horizon Air	DHC-8-402	696	154	211
Longest Time	LAX: LOS ANGELES, CA	SUN: SUN VALLEY, ID	Alaska Airlines	Horizon Air	DHC-8-402	696	154	211

Source: Per OAG Schedule 2017

Regional Airline Transborder Service

North Transborder Map

South Transborder Map



Passenger Service in U.S.

- Regional flights only (95% and above)
- Regional/other flights

State by State Analysis, including Alaska, Hawaii, and Puerto Rico. Due to its size, Alaska can be found on its own dedicated page at the end of this section.

Source: DEPARTURES = 2017 OAG schedules via PlaneStats online portal; ENPLANEMENTS = Bureau of Transportation Statistics, Air Carrier Statistics Form 41 Traffic: T-100 Segment (U.S. Carriers Only)

ALABAMA

Total 2017 Enplanements				Total 2017 Departures			
Regional	1,321,047	Regional	32,022				
Industry	2,403,053	Industry	41,954				
Regional Share	55%	Regional Share	76%				

Code	Airport Name	% Pax.	% Depts.	Code	Airport Name	% Pax.	% Depts.
BHM	Birmingham	40%	62%	MGM	Montgomery	100%	100%
DHN	Dothan	100%	100%	MOB	Mobile	84%	93%
HSV	Huntsville/Decatur	61%	78%	MSL	Muscle Shoals	100%	100%

State	EAS Community	Annual Contract Subsidy Rates 9/1/17	EAS Carrier	Start	Expiration	Order	Hub(s) Served
AL	Muscle Shoals	\$2,778,811	Boutique Air	03/01/18	02/28/22	2017-11-9	ATL/BNA

ARKANSAS

Total 2017 Enplanements				Total 2017 Departures			
Regional	1,180,613	Regional	27,921				
Industry	1,811,430	Industry	33,671				
Regional Share	65%	Regional Share	83%				

Code	Airport Name	% Pax.	% Depts.	Code	Airport Name	% Pax.	% Depts.
ELD	El Dorado	100%	100%	JBR	Jonesboro	100%	100%
FSM	Ft. Smith	100%	100%	LIT	Little Rock	46%	63%
HOT	Hot Springs	100%	100%	TXK	Texarkana	100%	100%
HRO	Harrison	100%	100%	XNA	Fayetteville/Springfield	86%	93%

State	EAS Community	Annual Contract Subsidy Rates 9/1/17	EAS Carrier	Start	Expiration	Order	Hub(s) Served
AR	El Dorado/Camden	\$2,306,627	Southern	01/01/17	02/28/19	2016-12-9	DFW
AR	Harrison	\$2,397,188	Southern	01/31/17	02/28/19	2016-12-9	DFW/MEM
AR	Hot Springs	\$2,378,312	Southern	01/01/17	02/28/19	2016-12-9	DFW
AR	Jonesboro	\$2,040,947	Air Choice One	03/01/18	02/28/22	2017-11-22	STL

ARIZONA

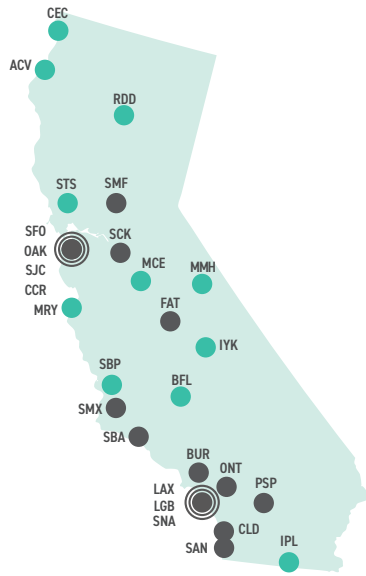
Total 2017 Enplanements				Total 2017 Departures			
Regional	2,834,661	Regional	55,822				
Industry	23,599,225	Industry	213,336				
Regional Share	12%	Regional Share	26%				

Code	Airport Name	% Pax.	% Depts.	Code	Airport Name	% Pax.	% Depts.
AZA	Williams Gateway	0%	0%	PHX	Phoenix	10%	21%
FLG	Flagstaff	100%	100%	PRC	Prescott	100%	100%
GCN	Grand Canyon	100%	100%	SOW	Show Low	100%	100%
GCW	Grand Canyon West Airport	100%	100%	TUS	Tucson	33%	53%
IFP	Bulthead City AZ/Laughlin	100%	100%	YUM	Yuma	100%	100%
PGA	Page	100%	100%				

State	EAS Community	Annual Contract Subsidy Rates 9/1/17	EAS Carrier	Start	Expiration	Order	Hub(s) Served
AZ	Page	\$2,282,818	Great Lakes	09/01/17	08/31/19	2017-5-15	DEN/PHX
AZ	Prescott	\$2,657,002	Great Lakes	05/01/17	04/30/19	2017-2-14	LAX
AZ	Show Low	\$1,535,940	Boutique Air	06/08/16	06/30/18	2016-6-15	PHX

● Regional flights only (95% and above) ● Regional/other flights

CALIFORNIA



Total 2017 Enplanements		Total 2017 Departures	
Regional	11,142,786	Regional	218,993
Industry	95,122,840	Industry	884,443
Regional Share	12%	Regional Share	25%

Code	Airport Name	% Pax.	% Depts.	Code	Airport Name	% Pax.	% Depts.
ACV	Eureka/Arcata	100%	100%	OAK	Oakland	3%	6%
BFL	Bakersfield	100%	100%	ONT	Ontario	12%	25%
BUR	Burbank	13%	23%	PSP	Palm Springs	31%	53%
CCR	Concord	0%	0%	RDD	Redding	100%	100%
CEC	Crescent City	100%	100%	SAN	San Diego	7%	14%
CLD	Carlsbad	0%	0%	SBA	Santa Barbara	80%	88%
FAT	Fresno	74%	88%	SBP	San Luis Obispo	100%	100%
IPL	El Centro/Imperial	100%	100%	SCK	Stockton	0%	0%
IYK	Inyokern	100%	100%	SFO	San Francisco	10%	23%
LAX	Los Angeles	12%	26%	SJC	San Jose	12%	22%
LGB	Long Beach	9%	15%	SMF	Sacramento	11%	22%
MCE	Merced	100%	100%	SMX	Santa Maria	11%	83%
MMH	Mammoth Lakes	100%	100%	SNA	Orange County	6%	13%
MRY	Monterey	93%	98%	STS	Santa Rosa	96%	98%

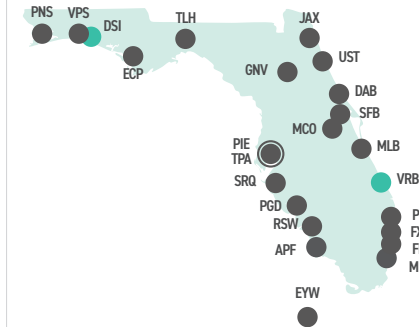
State	EAS Community	Annual Contract Subsidy Rates 9/1/17	EAS Carrier	Start	Expiration	Order	Hub(s) Served
CA	Crescent City	\$3,310,503	Alternate EAS/Contour	04/01/18	09/30/20	2018-2-17	OAK
CA	El Centro	\$2,488,824	Mokulele	05/01/18	04/30/22	2018-3-6	LAX
CA	Merced	\$2,991,546	Boutique Air	08/01/17	07/31/21	2017-6-19	LAX/OAK

DELAWARE



No scheduled passenger air service in 2017.

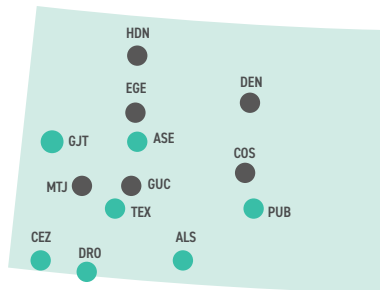
FLORIDA



Total 2017 Enplanements		Total 2017 Departures	
Regional	4,330,062	Regional	99,577
Industry	76,242,617	Industry	643,046
Regional Share	6%	Regional Share	15%

Code	Airport Name	% Pax.	% Depts.	Code	Airport Name	% Pax.	% Depts.
APF	Naples	0%	0%	PBI	West Palm Beach	2%	8%
DAB	Daytona Beach	22%	38%	PGD	Punta Gorda	0%	0%
DSI	Destin	100%	100%	PIE	St. Petersburg	0%	0%
ECP	NW Florida Beaches International Airport	7%	16%	PNS	Pensacola	40%	65%
EYW	Key West	68%	86%	RSW	Fort Myers	3%	8%
FLL	Fort Lauderdale	1%	7%	SFB	Sanford	1%	1%
FXE	Ft. Lauderdale (Executive)	0%	0%	SRQ	Sarasota/Bradenton	25%	40%
GNV	Gainesville	86%	93%	TLH	Tallahassee	57%	77%
JAX	Jacksonville	26%	43%	TPA	Tampa	2%	8%
MCO	Orlando	1%	4%	UST	St. Augustine	24%	63%
MIA	Miami	9%	21%	VPS	Ft. Walton Beach	38%	58%
MLB	Melbourne	27%	46%	VRB	Vero Beach	100%	100%

COLORADO



Total 2017 Enplanements		Total 2017 Departures	
Regional	4,997,390	Regional	115,224
Industry	31,593,155	Industry	306,755
Regional Share	16%	Regional Share	38%

Code	Airport Name	% Pax.	% Depts.	Code	Airport Name	% Pax.	% Depts.
ALS	Alamosa	100%	100%	GJT	Grand Junction	92%	97%
ASE	Aspen	100%	100%	GUC	Gunnison	54%	74%
CEZ	Cortez	100%	100%	HDN	Steamboat Springs	54%	75%
COS	Colorado Springs	42%	66%	MTJ	Montrose	70%	83%
DEN	Denver	13%	32%	PUB	Pueblo	68%	100%
DRO	Durango	100%	100%	TEX	Telluride	100%	100%
EGE	Vail/Eagle	17%	35%				

State	EAS Community	Annual Contract Subsidy Rates 9/1/17	EAS Carrier	Start	Expiration	Order	Hub(s) Served
CO	Alamosa	\$2,593,050	Boutique Air	10/01/16	09/30/18	2016-8-1	DEN
CO	Cortez	\$3,580,480	Boutique Air	10/01/16	09/30/18	2016-8-1	DEN/PHX
CO	Pueblo	\$2,548,067	SkyWest	12/01/17	11/30/19	2017-6-8	DEN

GEORGIA

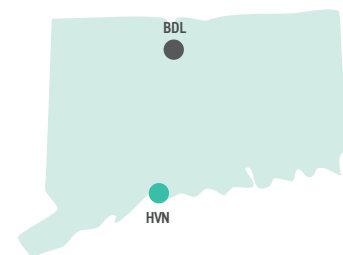


Total 2017 Enplanements		Total 2017 Departures	
Regional	4,650,859	Regional	96,123
Industry	51,320,963	Industry	448,067
Regional Share	9%	Regional Share	21%

Code	Airport Name	% Pax.	% Depts.	Code	Airport Name	% Pax.	% Depts.
ABY	Albany	100%	100%	MCN	Macon	100%	100%
AGS	Augusta	64%	84%	PDK	Atlanta Peachtree-Dekalb	0%	0%
ATL	Atlanta Hartsfield-Jackson	8%	18%	SAV	Savannah	40%	59%
BQK	Brunswick	100%	100%	VLD	Valdosta	100%	100%
CSG	Columbus	100%	100%				

State	EAS Community	Annual Contract Subsidy Rates 9/1/17	EAS Carrier	Start	Expiration	Order	Hub(s) Served
GA	Macon	\$4,687,979	Alternate EAS/Contour	08/18/17	07/31/19	2017-1-1	BWI

CONNECTICUT

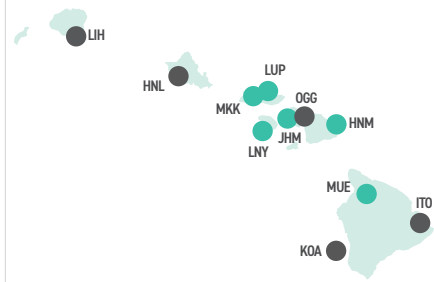


Total 2017 Enplanements		Total 2017 Departures	
Regional	494,722	Regional	10,620
Industry	3,118,881	Industry	32,223
Regional Share	16%	Regional Share	33%

Code	Airport Name	% Pax.	% Depts.	Code	Airport Name	% Pax.	% Depts.
BDL	Hartford Ct/Springfield	15%	31%	HVN	New Haven	100%	100%

● Regional flights only (95% and above) ● Regional/other flights

HAWAII

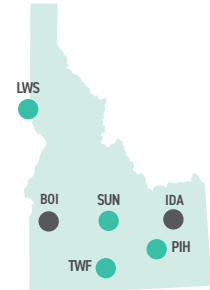


Total 2017 Enplanements		Total 2017 Departures	
Regional	964,562	Regional	62,071
Industry	15,687,300	Industry	172,054
Regional Share	6%	Regional Share	36%

Code	Airport Name	% Pax.	% Depts.	Code	Airport Name	% Pax.	% Depts.
HNL	Honolulu	5%	26%	LNJ	Lanai City	100%	100%
HNM	Hana	100%	100%	LUP	Kalaupapa	100%	100%
ITO	Hilo	<1%	0%	MKK	Molokai/Hoolehua	100%	100%
JHM	Kapalua	100%	100%	MUE	Kamuela	100%	100%
KOA	Kona	8%	39%	OGG	Maui	6%	36%
LIH	Lihue	5%	17%				

State	EAS Community	Annual Contract Subsidy Rates 9/1/17	EAS Carrier	Start	Expiration	Order	Hub(s) Served
HI	Hana	\$114,099	Mokulele	11/21/17	11/30/19	2017-12-13	OGG
HI	Kalaupapa	\$690,463	Makani Kai	06/01/14	05/31/18	2014-6-12	HNL/MKK
HI	Kamuela	\$377,584	Mokulele	07/01/18	06/30/19	2018-4-14	OGG

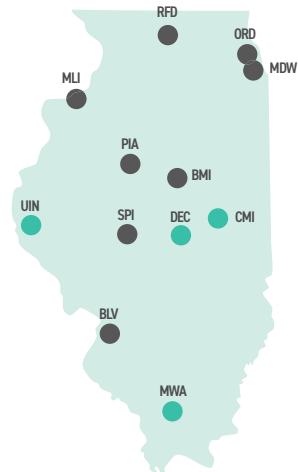
IDAHO



Total 2017 Enplanements		Total 2017 Departures	
Regional	1,300,128	Regional	23,821
Industry	2,208,088	Industry	31,315
Regional Share	59%	Regional Share	76%

Code	Airport Name	% Pax.	% Depts.	Code	Airport Name	% Pax.	% Depts.
BOI	Boise	52%	69%	PIH	Pocatello	100%	100%
IDA	Idaho Falls	72%	89%	SUN	Sun Valley	100%	100%
LWS	Lewiston	100%	100%	TWF	Twin Falls	100%	100%

ILLINOIS



Total 2017 Enplanements		Total 2017 Departures	
Regional	11,051,554	Regional	247,260
Industry	47,572,344	Industry	518,749
Regional Share	23%	Regional Share	48%

Code	Airport Name	% Pax.	% Depts.	Code	Airport Name	% Pax.	% Depts.
BLV	Belleville (Scott Afb)	0%	0%	MWA	Marion	100%	100%
BMI	Bloomington	77%	91%	ORD	Chicago O'Hare	28%	55%
CMI	Champaign	100%	100%	PIA	Peoria	68%	89%
DEC	Decatur	100%	100%	RFD	Rockford	0%	0%
MDW	Chicago Midway	2%	5%	SPI	Springfield	70%	90%
MLI	Moline	82%	94%	UIN	Quincy	100%	100%

State	EAS Community	Annual Contract Subsidy Rates 9/1/17	EAS Carrier	Start	Expiration	Order	Hub(s) Served
IL	Decatur	\$2,915,273	Cape Air	02/01/18	01/31/20	2017-12-20	ORD/STL
IL	Marion/Herrin	\$2,840,958	Cape Air	12/01/15	11/30/19	2015-10-19	STL
IL	Quincy/Hannibal, MO	\$2,659,328	SkyWest	12/01/17	11/30/19	2017-8-25	ORD

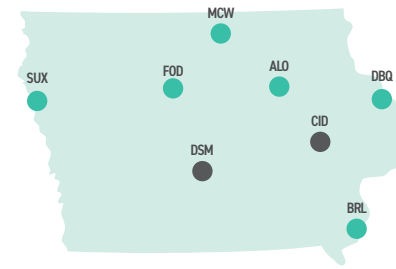
INDIANA



Total 2017 Enplanements		Total 2017 Departures	
Regional	1,969,599	Regional	42,541
Industry	5,239,145	Industry	69,538
Regional Share	38%	Regional Share	61%

Code	Airport Name	% Pax.	% Depts.	Code	Airport Name	% Pax.	% Depts.
EVV	Evansville	81%	92%	IND	Indianapolis	30%	50%
FWA	Fort Wayne	78%	93%	SBN	South Bend	67%	88%

IOWA

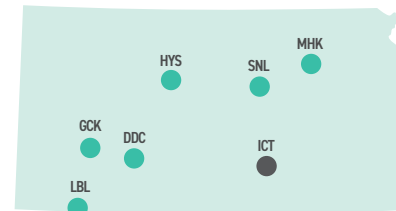


Total 2017 Enplanements		Total 2017 Departures	
Regional	1,038,238	Regional	26,556
Industry	1,963,090	Industry	34,274
Regional Share	53%	Regional Share	77%

Code	Airport Name	% Pax.	% Depts.	Code	Airport Name	% Pax.	% Depts.
ALO	Waterloo	100%	100%	DSM	Des Moines	42%	63%
BRL	Burlington	100%	100%	FOD	Fort Dodge	100%	100%
CID	Cedar Rapids/Iowa City	65%	84%	MCW	Mason City	100%	100%
DBQ	Dubuque	100%	100%	SUX	Sioux City	100%	100%

State	EAS Community	Annual Contract Subsidy Rates 9/1/17	EAS Carrier	Start	Expiration	Order	Hub(s) Served
IA	Burlington	\$2,439,963	Air Choice One	02/01/18	01/31/22	2017-12-20	ORD/STL
IA	Fort Dodge	\$2,949,904	Air Choice One	03/01/17	02/28/21	2016-12-28	MSP/STL
IA	Mason City	\$2,949,904	Air Choice One	03/01/17	02/28/21	2016-12-28	MSP/ORD
IA	Waterloo	\$1,727,411	American	05/01/18	04/30/20	2018-1-4	ORD

KANSAS



Total 2017 Enplanements		Total 2017 Departures	
Regional	479,920	Regional	12,370
Industry	919,807	Industry	16,157
Regional Share	52%	Regional Share	77%

Code	Airport Name	% Pax.	% Depts.	Code	Airport Name	% Pax.	% Depts.
DDC	Dodge City	100%	100%	LBL	Liberal	100%	100%
GCK	Garden City	100%	100%	MHK	Manhattan	100%	100%
HYS	Hays	100%	100%	SLN	Salina	100%	100%
ICT	Wichita	45%	67%				

State	EAS Community	Annual Contract Subsidy Rates 9/1/17	EAS Carrier	Start	Expiration	Order	Hub(s) Served
KS	Dodge City	\$3,621,182	Boutique Air	01/01/18	01/31/20	2017-10-13	DEN
KS	Garden City	\$968,313	American	08/01/16	07/31/18	2016-6-11	DFW
KS	Hays	\$3,482,353	SkyWest	08/01/16	07/31/18	2016-6-11	DEN
KS	Liberal/Guymon, OK	\$3,747,998	SkyWest	01/01/18	01/31/20	2017-10-13	DEN
KS	Salina	\$2,995,087	SkyWest	04/01/18	03/31/20	2017-12-22	DEN/ORD

● Regional flights only (95% and above) ● Regional/other flights

KENTUCKY

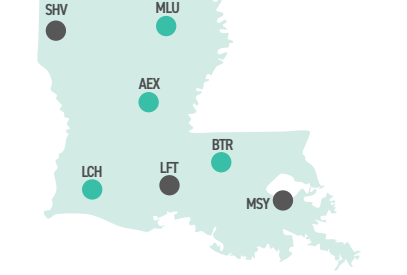


Total 2017 Enplanements				Total 2017 Departures			
Regional	2,786,631			Regional	62,549		
Industry	6,132,199			Industry	89,555		
Regional Share	45%			Regional Share	70%		

Code	Airport Name	% Pax.	% Depts.	Code	Airport Name	% Pax.	% Depts.
CVG	Cincinnati	42%	66%	PAH	Paducah	100%	100%
LEX	Lexington	62%	83%	SDF	Louisville	47%	69%
OWB	Owensboro	25%	91%				

State	EAS Community	Annual Contract Subsidy Rates 9/1/17	EAS Carrier	Start	Expiration	Order	Hub(s) Served
KY	Owensboro	\$2,107,191	Cape Air	01/01/16	12/31/19	2015-10-18	STL
KY	Paducah	\$2,787,695	SkyWest	02/01/18	01/31/20	2017-11-17	ORD

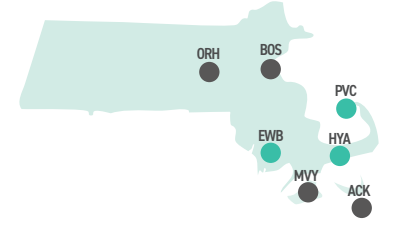
LOUISIANA



Total 2017 Enplanements				Total 2017 Departures			
Regional	1,371,415			Regional	31,739		
Industry	7,135,294			Industry	80,724		
Regional Share	19%			Regional Share	39%		

Code	Airport Name	% Pax.	% Depts.	Code	Airport Name	% Pax.	% Depts.
AEX	Alexandria	100%	100%	MLU	Monroe	100%	100%
BTR	Baton Rouge	93%	96%	MSY	New Orleans	6%	11%
LCH	Lake Charles	100%	100%	SHV	Shreveport	90%	94%
LFT	Lafayette	85%	92%				

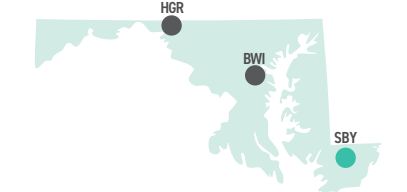
MASSACHUSETTS



Total 2017 Enplanements				Total 2017 Departures			
Regional	1,052,923			Regional	58,287		
Industry	16,293,963			Industry	188,904		
Regional Share	6%			Regional Share	32%		

Code	Airport Name	% Pax.	% Depts.	Code	Airport Name	% Pax.	% Depts.
ACK	Nantucket	58%	94%	MVY	Marthas Vineyard	64%	95%
BOS	Boston	6%	22%	ORH	Worcester	0%	0%
EWB	New Bedford	100%	100%	PVC	Provincetown	100%	100%
HYA	Hyannis	63%	98%				

MARYLAND

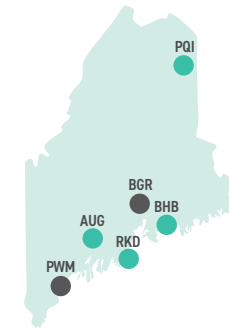


Total 2017 Enplanements				Total 2017 Departures			
Regional	326,041			Regional	14,290		
Industry	13,085,528			Industry	117,548		
Regional Share	2%			Regional Share	12%		

Code	Airport Name	% Pax.	% Depts.	Code	Airport Name	% Pax.	% Depts.
BWI	Baltimore	2%	10%	SBY	Salisbury	100%	100%
HGR	Hagerstown	8%	88%				

State	EAS Community	Annual Contract Subsidy Rates 9/1/17	EAS Carrier	Start	Expiration	Order	Hub(s) Served
MD	Hagerstown	\$1,785,638	Southern	11/05/12	09/30/18	2018-3-23	BWI/PIT

MAINE

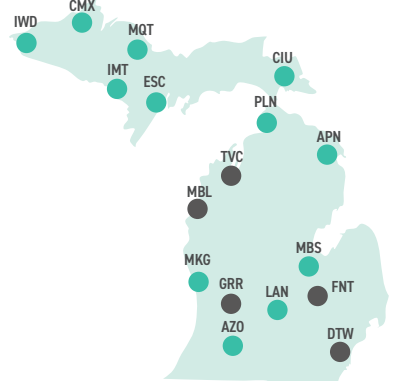


Total 2017 Enplanements				Total 2017 Departures			
Regional	741,167			Regional	19,184		
Industry	1,238,121			Industry	23,660		
Regional Share	60%			Regional Share	81%		

Code	Airport Name	% Pax.	% Depts.	Code	Airport Name	% Pax.	% Depts.
AUG	Augusta	100%	100%	PQL	Presque Isle	100%	100%
BGR	Bangor	77%	92%	PWM	Portland	53%	71%
BHB	Bar Harbor	100%	100%	RKD	Rockland	100%	100%

State	EAS Community	Annual Contract Subsidy Rates 9/1/17	EAS Carrier	Start	Expiration	Order	Hub(s) Served
ME	Augusta/Waterville	\$2,045,122	Cape Air	11/01/14	10/31/18	2014-10-4	BOS
ME	Bar Harbor (Labor Day to Memorial Day)	\$1,777,937	Cape Air	07/01/16	06/30/20	2016-4-10	BOS
ME	Bar Harbor (Memorial Day to Labor Day)	\$466,799	PenAir	07/01/16	06/30/18	2016-4-10	BOS
ME	Presque Isle/Houlton	\$5,201,724	PenAir	07/01/16	06/30/18	2016-4-10	BOS
ME	Rockland	\$2,127,026	Cape Air	11/01/14	10/31/18	2014-10-4	BOS

MICHIGAN



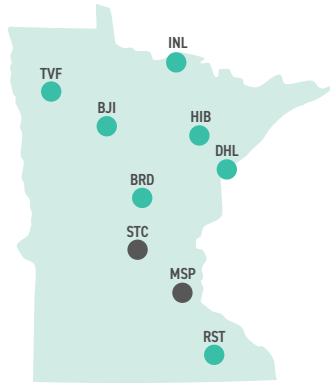
Total 2017 Enplanements				Total 2017 Departures			
Regional	6,217,909			Regional	134,056		
Industry	19,505,711			Industry	235,385		
Regional Share	32%			Regional Share	57%		

Code	Airport Name	% Pax.	% Depts.	Code	Airport Name	% Pax.	% Depts.
APN	Alpena	100%	100%	IWD	Ironwood	100%	100%
AZO	Kalamazoo	100%	100%	LAN	Lansing	100%	100%
CIU	Sault Ste. Marie	100%	100%	MBL	Manistee	0%	0%
CMX	Hancock	100%	100%	MBS	Saginaw	100%	100%
DTW	Detroit	28%	51%	MKG	Muskegon	100%	100%
ESC	Escanaba	100%	100%	MQT	Marquette	100%	100%
FNT	Flint	31%	55%	PLN	Pellston	100%	100%
GRR	Grand Rapids	36%	58%	TVC	Traverse City	100%	93%
IMT	Iron Mountain	100%	100%				

State	EAS Community	Annual Contract Subsidy Rates 9/1/17	EAS Carrier	Start	Expiration	Order	Hub(s) Served
MI	Alpena	\$2,348,781	SkyWest	10/01/16	09/30/18	2016-5-21	DTW
MI	Escanaba	\$2,832,133	SkyWest	01/01/17	12/31/18	2016-8-23	DTW
MI	Hancock/Houghton	\$2,024,076	SkyWest	02/01/18	01/31/20	2017-11-17	ORD
MI	Iron Mountain/Kingsford	\$3,924,019	SkyWest	02/01/17	01/31/19	2016-12-19	DTW/MSP
MI	Ironwood/Ashland, WI	\$3,411,470	Air Choice One	08/01/16	07/31/20	2016-6-16	MSP/ORD
MI	Manistee/Ludington	\$2,328,104	AEAS/North Country Sky	07/26/14	07/31/18	2014-7-16	MDW
MI	Muskegon	\$2,608,523	SkyWest	02/01/18	01/31/20	2017-11-17	ORD
MI	Pellston	\$1,346,679	SkyWest	02/01/18	01/31/20	2017-10-14	DTW
MI	Sault Ste. Marie	\$1,998,416	SkyWest	02/01/18	01/31/19	2016-10-15	DTW

● Regional flights only (95% and above) ● Regional/other flights

MINNESOTA

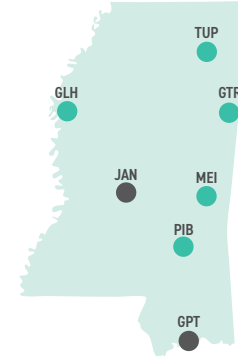


Total 2017 Enplanements		Total 2017 Departures	
Regional	4,124,653	Regional	86,291
Industry	18,640,489	Industry	196,644
Regional Share	22%	Regional Share	44%

Code	Airport Name	% Pax.	% Depts.	Code	Airport Name	% Pax.	% Depts.
BJI	Bemidji	100%	100%	MSP	Minneapolis/St. Paul	21%	41%
BRD	Brainerd	100%	100%	RST	Rochester	100%	100%
DLH	Duluth Mn/Superior	100%	100%	STC	Saint Cloud	0%	0%
HIB	Hibbing	100%	100%	TVF	Thief River Falls	100%	100%
INL	Intl Falls	100%	100%				

State	EAS Community	Annual Contract Subsidy Rates 9/1/17	EAS Carrier	Start	Expiration	Order	Hub(s) Served
MN	Bemidji	\$1,309,684	SkyWest	03/01/18	02/29/20	2017-12-15	MSP
MN	Brainerd	\$1,653,672	SkyWest	02/01/17	01/31/19	2016-12-19	MSP
MN	Chisholm/Hibbing	\$2,867,406	SkyWest	06/01/16	05/31/18	2016-2-22	MSP
MN	International Falls	\$3,274,852	SkyWest	02/01/17	01/31/19	2016-12-19	MSP
MN	Thief River Falls	\$3,537,394	Boutique Air	06/01/16	05/31/18	2016-4-15	MSP

MISSISSIPPI

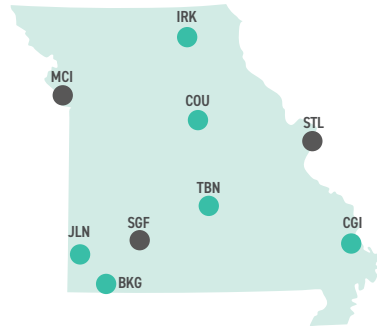


Total 2017 Enplanements		Total 2017 Departures	
Regional	475,322	Regional	14,284
Industry	805,248	Industry	17,624
Regional Share	59%	Regional Share	81%

Code	Airport Name	% Pax.	% Depts.	Code	Airport Name	% Pax.	% Depts.
GLH	Greenville	100%	100%	MEI	Meridian	100%	100%
GPT	Gulfport/Biloxi	47%	67%	PIB	Laurel/Hattiesburg	100%	100%
GTR	Columbus/Starkville/West PT	100%	100.00%	TUP	Tupelo	100%	100%
JAN	JACKSON	57%	75.88%				

State	EAS Community	Annual Contract Subsidy Rates 9/1/17	EAS Carrier	Start	Expiration	Order	Hub(s) Served
MS	Greenville	\$2,724,153	Boutique Air	10/01/17	09/30/21	2017-6-23	BNA/DFW
MS	Laurel/Hattiesburg	\$3,133,072	SkyWest	11/01/16	10/31/18	2016-8-9	DFW/ORD
MS	Meridian	\$2,985,821	SkyWest	11/01/16	10/31/18	2016-8-9	DFW/ORD
MS	Tupelo	\$3,932,032	Alternate EAS/Contour	03/01/18	09/30/20	2018-3-17	BNA

MISSOURI

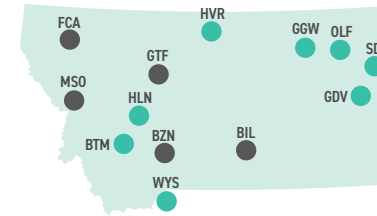


Total 2017 Enplanements		Total 2017 Departures	
Regional	2,388,679	Regional	61,263
Industry	13,783,326	Industry	156,699
Regional Share	17%	Regional Share	39%

Code	Airport Name	% Pax.	% Depts.	Code	Airport Name	% Pax.	% Depts.
BKG	Branson Airport	100%	100%	MCI	Kansas City	13%	24%
CGI	Cape Girardeau	100%	100%	SGF	Springfield	74%	89%
COU	Columbia	100%	100%	STL	St. Louis	15%	39%
IRK	Kirkville	100%	100%	TBN	Ft. Leonard Wood	100%	100%
JLN	Joplin	100%	100%				

State	EAS Community	Annual Contract Subsidy Rates 9/1/17	EAS Carrier	Start	Expiration	Order	Hub(s) Served
MO	Cape Girardeau/Sikeston	\$2,984,760	SkyWest	12/01/17	11/30/19	2017-8-25	ORD
MO	Fort Leonard Wood	\$3,182,419	Cape Air	01/01/15	12/31/18	2015-1-12	STL
MO	Joplin	\$839,513	American	03/01/17	02/28/19	2017-1-20	DFW
MO	Kirkville	\$1,989,635	Cape Air	10/01/16	09/30/20	2016-8-14	STL

MONTANA



Total 2017 Enplanements		Total 2017 Departures	
Regional	1,085,519	Regional	28,808
Industry	2,000,067	Industry	36,247
Regional Share	54%	Regional Share	79%

Code	Airport Name	% Pax.	% Depts.	Code	Airport Name	% Pax.	% Depts.
BIL	Billings	42%	78%	HLN	Helena	100%	100%
BTM	Butte	100%	100%	HVR	Havre	100%	100%
BZN	Bozeman	35%	53%	MSO	Missoula	62%	79%
FCA	Kalispell/Glacier Natl Pk	64%	80%	OLF	Wolf Point	100%	100%
GDV	Glendive	100%	100%	SDY	Sidney	100%	100%
GGW	Glasgow	100%	100%	WYS	West Yellowstone	100%	100%
GTF	Great Falls	76%	90%				

State	EAS Community	Annual Contract Subsidy Rates 9/1/17	EAS Carrier	Start	Expiration	Order	Hub(s) Served
MT	Butte	\$881,665	SkyWest	01/01/18	12/31/19	2017-8-23	SLC
MT	Glasgow	\$2,194,011	Cape Air	01/01/16	12/31/19	2015-9-20	BIL
MT	Glendive	\$2,132,813	Cape Air	01/01/16	12/31/19	2015-9-20	BIL
MT	Havre	\$2,212,162	Cape Air	01/01/16	12/31/19	2015-9-20	BIL
MT	Sidney	\$4,124,531	Cape Air	01/01/16	12/31/19	2015-9-20	BIL
MT	West Yellowstone	\$580,957	SkyWest	06/01/17	09/30/18	2016-12-17	SLC
MT	Wolf Point	\$2,327,384	Cape Air	01/01/16	12/31/19	2015-9-20	BIL

● Regional flights only (95% and above) ● Regional/other flights

NEBRASKA

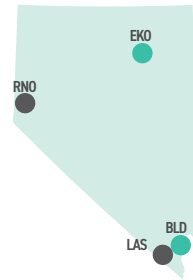


Total 2017 Enplanements		Total 2017 Departures	
Regional	824,007	Regional	20,469
Industry	2,529,804	Industry	35,216
Regional Share	33%	Regional Share	58%

Code	Airport Name	% Pax.	% Depts.	Code	Airport Name	% Pax.	% Depts.
AIA	Alliance	100%	100%	LBF	North Platte	100%	100%
BFF	Scottsbluff	100%	100%	LNK	Lincoln	100%	100%
CDR	Chadron	100%	100%	MCK	McCook	100%	100%
EAR	Kearney	100%	100%	OMA	Omaha	27%	44%
GRI	Grand Is.	50%	75%				

State	EAS Community	Annual Contract Subsidy Rates 9/1/17	EAS Carrier	Start	Expiration	Order	Hub(s) Served
NE	Alliance	\$2,251,337	Boutique Air	06/01/17	05/31/19	2017-5-17	DEN
NE	Chadron	\$2,046,128	Boutique Air	06/01/17	05/31/19	2017-5-17	DEN
NE	Grand Island	\$907,348	American	07/01/17	06/30/19	2017-6-16	DFW
NE	Kearney	\$3,675,276	SkyWest	08/01/18	08/31/20	2017-12-23	DEN
NE	McCook	\$2,373,939	Boutique Air	06/01/16	05/31/18	2016-2-19	DEN
NE	North Platte	\$3,575,926	SkyWest	02/01/18	01/31/20	2017-10-15	DEN
NE	Scottsbluff	\$3,152,294	SkyWest	02/01/18	01/31/20	2017-10-15	DEN

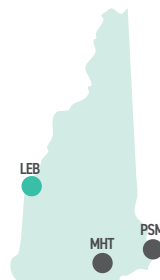
NEVADA



Total 2017 Enplanements		Total 2017 Departures	
Regional	782,422	Regional	13,770
Industry	23,688,103	Industry	185,582
Regional Share	3%	Regional Share	7%

Code	Airport Name	% Pax.	% Depts.	Code	Airport Name	% Pax.	% Depts.
BLD	Boulder City Airport	100%	100%	LAS	Las Vegas	1%	3%
EKO	Eiko	100%	100%	RNO	Reno	23%	37%

NEW HAMPSHIRE

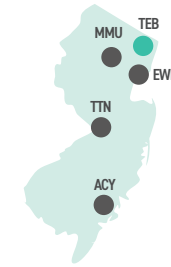


Total 2017 Enplanements		Total 2017 Departures	
Regional	374,399	Regional	9,790
Industry	1,027,196	Industry	15,135
Regional Share	36%	Regional Share	65%

Code	Airport Name	% Pax.	% Depts.	Code	Airport Name	% Pax.	% Depts.
LEB	Lebanon	100%	100%	PSM	Portsmouth	0%	0%
MHT	Manchester	38%	60%				

State	EAS Community	Annual Contract Subsidy Rates 9/1/17	EAS Carrier	Start	Expiration	Order	Hub(s) Served
NH	Lebanon/White River Jct.	\$3,343,904	Cape Air	12/01/14	11/30/18	2014-11-6	BOS/HPN

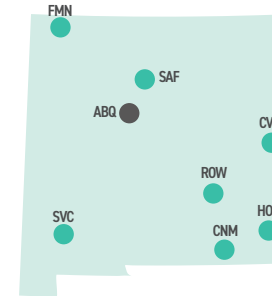
NEW JERSEY



Total 2017 Enplanements		Total 2017 Departures	
Regional	3,245,405	Regional	71,828
Industry	20,183,902	Industry	193,385
Regional Share	16%	Regional Share	37%

Code	Airport Name	% Pax.	% Depts.	Code	Airport Name	% Pax.	% Depts.
ACY	Atlantic City	0%	0%	TEB	Teterboro	100%	100%
EWR	New York Newark	17%	38%	TTN	Trenton	0%	0%
MMU	Morristown	0%	0%				

NEW MEXICO

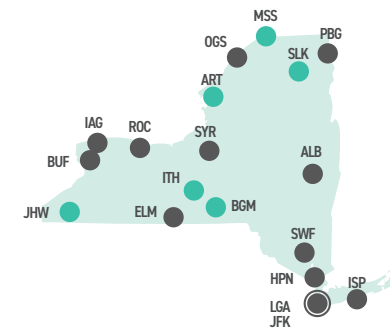


Total 2017 Enplanements		Total 2017 Departures	
Regional	684,878	Regional	18,198
Industry	2,667,319	Industry	34,887
Regional Share	26%	Regional Share	52%

Code	Airport Name	% Pax.	% Depts.	Code	Airport Name	% Pax.	% Depts.
ABQ	Albuquerque	20%	38%	HOB	Hobbs	100%	100%
CNM	Carlsbad	100%	100%	ROW	Roswell	100%	100%
CVN	Clovis	100%	100%	SAF	Santa Fe	100%	100%
FMN	Farmington	100%	100%	SVC	Silver City	100%	100%

State	EAS Community	Annual Contract Subsidy Rates 9/1/17	EAS Carrier	Start	Expiration	Order	Hub(s) Served
NM	Carlsbad	\$2,981,576	Boutique Air	06/01/17	05/31/19	2017-6-10	ABQ/DFW
NM	Clovis	\$3,184,393	Boutique Air	08/01/16	07/31/18	2016-6-12	DFW
NM	Silver City/Hurley/Deming	\$3,368,032	Boutique Air	01/01/17	12/31/18	2016-10-13	ABQ/PHX

NEW YORK



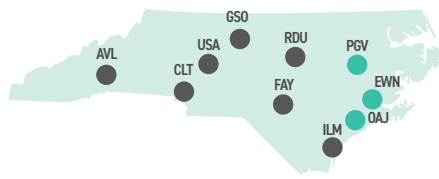
Total 2017 Enplanements		Total 2017 Departures	
Regional	9,061,188	Regional	207,894
Industry	41,066,284	Industry	461,899
Regional Share	22%	Regional Share	45%

Code	Airport Name	% Pax.	% Depts.	Code	Airport Name	% Pax.	% Depts.
ALB	Albany	27%	58%	JHW	Jamestown	100%	100%
ART	Watertown	100%	100%	LGA	New York Laguardia	32%	56%
BGM	Binghamton	100%	100%	MSS	Massena	100%	100%
BUF	Buffalo	28%	47%	OGS	Ogdensburg	25%	89%
ELM	Elmira	69%	87%	PBG	Plattsburgh	5%	40%
HPN	Westchester County	49%	71%	ROC	Rochester	46%	69%
IAG	Niagara Falls	0%	0%	SLK	Saranac Lake	100%	100%
ISP	Islip	5%	17%	SWF	Newburgh	41%	62%
ITH	Ithaca	100%	100%	SYR	Syracuse	56%	75%
JFK	New York Kennedy	9%	22%				

State	EAS Community	Annual Contract Subsidy Rates 9/1/17	EAS Carrier	Start	Expiration	Order	Hub(s) Served
NY	Massena	\$2,870,608	Boutique Air	04/01/17	03/31/19	2017-2-6	ALB/BWI
NY	Ogdensburg	\$2,721,962	Cape Air	04/01/15	03/31/19	2015-1-1	ALB/BOS
NY	Plattsburgh	\$3,068,490	PenAir	07/01/16	06/30/18	2016-4-10	BOS
NY	Saranac Lake/Lake Placid	\$2,045,854	Cape Air	03/01/18	02/28/22	2018-1-15	BOS
NY	Watertown (NY)	\$3,949,646	American	02/01/18	01/31/20	2017-10-17	PHL

● Regional flights only (95% and above) ● Regional/other flights

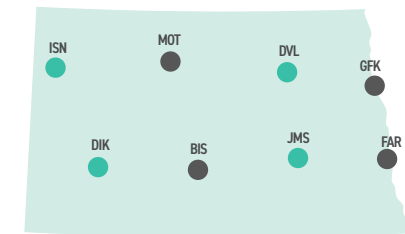
NORTH CAROLINA



Total 2017 Enplanements		Total 2017 Departures	
Regional	10,087,520	Regional	203,802
Industry	30,290,334	Industry	364,345
Regional Share	33%	Regional Share	56%

Code	Airport Name	% Pax.	% Depts.	Code	Airport Name	% Pax.	% Depts.
AVL	Asheville	51%	73%	ILM	Wilmington	66%	82%
CLT	Charlotte	31%	54%	OAJ	Jacksonville	96%	97%
EWN	New Bern	100%	100%	PGV	Greenville	100%	100%
FAY	Fayetteville	79%	90%	RDU	Raleigh/Durham	27%	45%
GSO	Greensboro/H.Pt/Win-Salem	64%	82%	USA	Concord Regional	0%	0%

NORTH DAKOTA

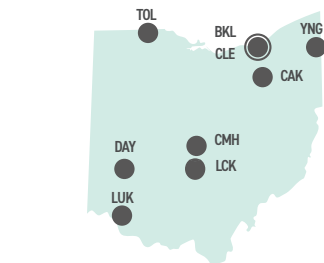


Total 2017 Enplanements		Total 2017 Departures	
Regional	693,165	Regional	17,725
Industry	1,043,095	Industry	20,584
Regional Share	66%	Regional Share	86%

Code	Airport Name	% Pax.	% Depts.	Code	Airport Name	% Pax.	% Depts.
BIS	Bismarck	55%	77%	GFK	Grand Forks	72%	89%
DIK	Dickinson	100%	100%	ISN	Williston	100%	100%
DVL	Devils Lake	100%	100%	JMS	Jamestown	100%	100%
FAR	Fargo	60%	82%	MOT	Minot	74%	91%

State	EAS Community	Annual Contract Subsidy Rates 9/1/17	EAS Carrier	Start	Expiration	Order	Hub(s) Served
ND	Devils Lake	\$3,990,807	SkyWest	07/01/16	06/30/18	2016-5-19	DEN
ND	Dickinson	\$4,162,080	United	09/28/16	09/30/18	2016-10-11	DEN
ND	Jamestown	\$2,798,531	SkyWest	07/01/16	06/30/18	2016-5-19	DEN

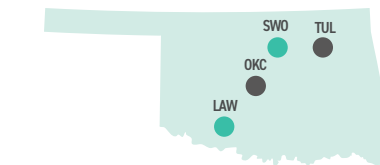
OHIO



Total 2017 Enplanements		Total 2017 Departures	
Regional	3,375,654	Regional	74,917
Industry	9,945,454	Industry	130,227
Regional Share	34%	Regional Share	58%

Code	Airport Name	% Pax.	% Depts.	Code	Airport Name	% Pax.	% Depts.
BKL	Cleveland (Burke)	0%	0%	LCK	Columbus	0%	0%
CAK	Akron/Canton	46%	72%	LUK	Cincinnati (Lunken)	0%	0%
CLE	Cleveland	26%	49%	TOL	Toledo	44%	77%
CMH	Columbus	35%	57%	YNG	Youngstown	0%	0%
DAY	Dayton	65%	84%				

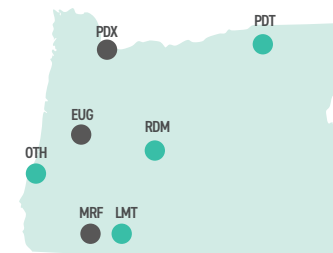
OKLAHOMA



Total 2017 Enplanements		Total 2017 Departures	
Regional	1,145,819	Regional	22,128
Industry	3,422,651	Industry	42,909
Regional Share	33%	Regional Share	52%

Code	Airport Name	% Pax.	% Depts.	Code	Airport Name	% Pax.	% Depts.
LAW	Lawton	100%	100%	SWO	Stillwater	100%	100%
OKC	Oklahoma City	36%	53%	TUL	Tulsa	27%	44%

OREGON

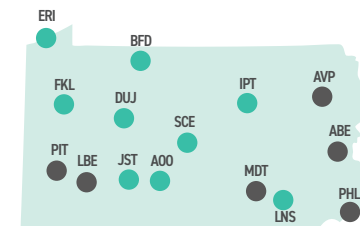


Total 2017 Enplanements		Total 2017 Departures	
Regional	2,996,817	Regional	57,213
Industry	10,631,969	Industry	113,508
Regional Share	28%	Regional Share	50%

Code	Airport Name	% Pax.	% Depts.	Code	Airport Name	% Pax.	% Depts.
EUG	Eugene	61%	76%	PDT	Pendleton	100%	100%
LMT	Klamath Falls	100%	100%	PDX	Portland	21%	40%
MFR	Medford	77%	88%	RDM	Redmond	100%	100%
OTH	North Bend	100%	100%				

State	EAS Community	Annual Contract Subsidy Rates 9/1/17	EAS Carrier	Start	Expiration	Order	Hub(s) Served
OR	Pendleton	\$2,273,823	Boutique Air	12/19/16	12/31/18	2016-9-17	PDX

PENNSYLVANIA



Total 2017 Enplanements		Total 2017 Departures	
Regional	5,423,066	Regional	149,480
Industry	19,813,729	Industry	262,826
Regional Share	27%	Regional Share	57%

Code	Airport Name	% Pax.	% Depts.	Code	Airport Name	% Pax.	% Depts.
ABE	Allentown	54%	78%	JST	Johnstown	100%	100%
AOO	Altoona	100%	100%	LBE	Latrobe	0%	0%
AVP	Wilkes-Barre/Scranton	77%	89%	LNS	Lancaster	100%	100%
BFD	Bradford	100%	100%	MDT	Harrisburg	54%	77%
DUJ	Du Bois	100%	100%	PHL	Philadelphia	24%	51%
ERI	Erie	100%	100%	PIT	Pittsburgh	26%	55%
FKL	Franklin	100%	100%	SCE	State College	100%	100%
IPT	Williamsport	100%	100%				

State	EAS Community	Annual Contract Subsidy Rates 9/1/17	EAS Carrier	Start	Expiration	Order	Hub(s) Served
PA	Altoona	\$2,371,942	Southern	10/01/16	09/30/18	2016-8-26	BWI/PIT
PA	Bradford	\$2,045,826	Southern	11/01/16	10/31/18	2016-8-25	PIT
PA	DuBois	\$2,967,587	Southern	10/01/16	09/30/18	2016-8-24	BWI/PIT
PA	Franklin/Oil City	\$1,442,788	Southern	11/01/16	10/31/18	2016-8-35	PIT
PA	Johnstown	\$2,912,558	Southern	10/01/16	09/30/18	2016-8-24	BWI/PIT
PA	Lancaster	\$2,504,174	Southern	11/05/12	09/30/18	2018-3-23	BWI/PIT

RHODE ISLAND

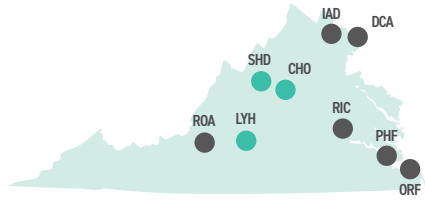


Total 2017 Enplanements		Total 2017 Departures	
Regional	399,074	Regional	7,267
Industry	1,914,350	Industry	20,099
Regional Share	21%	Regional Share	36%

Code	Airport Name	% Pax.	% Depts.	Code	Airport Name	% Pax.	% Depts.
BID	Block Is.	100%	100%	WST	Westerly	100%	100%
PVD	Providence	19%	36%				

● Regional flights only (95% and above) ● Regional/other flights

VIRGINIA

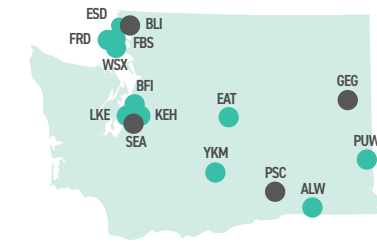


Total 2017 Enplanements		Total 2017 Departures	
Regional	8,260,848	Regional	181,750
Industry	24,605,424	Industry	314,112
Regional Share	34%	Regional Share	58%

Code	Airport Name	% Pax.	% Depts.	Code	Airport Name	% Pax.	% Depts.
CHO	Charlottesville	91%	96%	PHF	Newport News/Williamsburg	82%	91%
DCA	Washington National	30%	52%	RIC	Richmond/Wmbg	39%	63%
IAD	Washington Dulles	31%	55%	ROA	Roanoke	76%	92%
LYH	Lynchburg	100%	100%	SHD	Shenandoah Valley Airport	100%	100%
ORF	Norfolk/Va. Beach/Wmbg	38%	64%				

State	EAS Community	Annual Contract Subsidy Rates 9/1/17	EAS Carrier	Start	Expiration	Order	Hub(s) Served
VA	Staunton	\$2,992,903	SkyWest	04/01/18	03/31/20	2017-11-16	IAD/ORD

WASHINGTON



Total 2017 Enplanements		Total 2017 Departures	
Regional	5,313,606	Regional	96,914
Industry	24,215,197	Industry	230,830
Regional Share	22%	Regional Share	42%

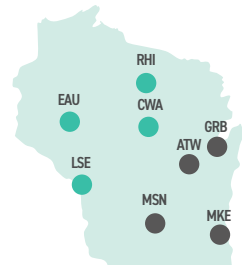
Code	Airport Name	% Pax.	% Depts.	Code	Airport Name	% Pax.	% Depts.
ALW	Walla Walla	100%	100%	KEH	Seattle/Tacoma (Kenmore)	100%	100%
BFI	Seattle/Tacoma (Boeing)	100%	100%	LKE	Seattle/Tacoma (LUnion)	100%	100%
BLI	Bellingham	29%	50%	PSC	Pasco	81%	92%
EAT	Wenatchee	100%	100%	PUW	Pullman	100%	100%
ESD	Eastsound	100%	100%	SEA	Seattle/Tacoma	19%	36%
FBS	Friday Harbor (Seaplane)	100%	100%	WSX	Westsound	100%	100%
FRD	Friday Harbor	100%	100%	YKM	Yakima	100%	100%
GEG	Spokane	37%	55%				

Total 2017 Enplanements		Total 2017 Departures	
Regional	1,724,519	Regional	39,024
Industry	5,154,067	Industry	67,761
Regional Share	33%	Regional Share	58%

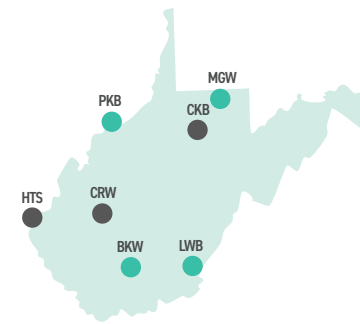
Code	Airport Name	% Pax.	% Depts.	Code	Airport Name	% Pax.	% Depts.
ATW	Appleton	57%	77%	LSE	La Crosse Wi/Winona	100%	100%
CWA	Wausau	100%	100%	MKE	Milwaukee	20%	40%
EAU	Eau Claire	100%	100%	MSN	Madison	46%	66%
GRB	Green Bay	76%	86%	RHI	Rhineland	100%	100%

State	EAS Community	Annual Contract Subsidy Rates 9/1/17	EAS Carrier	Start	Expiration	Order	Hub(s) Served
WI	Eau Claire	\$2,464,972	SkyWest	02/01/18	01/31/20	2017-11-17	ORD
WI	Rhineland	\$1,714,307	SkyWest	02/01/17	01/31/19	2016-12-19	MSP

WISCONSIN



WEST VIRGINIA




Total 2017 Enplanements		Total 2017 Departures	
Regional	227,626	Regional	10,783
Industry	344,357	Industry	11,744
Regional Share	66%	Regional Share	92%

Code	Airport Name	% Pax.	% Depts.	Code	Airport Name	% Pax.	% Depts.
BKW	Beckley	100%	100%	LWB	Greenbrier	100%	100%
CKB	Clarksburg	12%	75%	MGW	Morgantown	100%	100%
CRW	Charleston	83%	93%	PKB	Parkersburg	100%	100%
HTS	Huntington	38%	71%				

State	EAS Community	Annual Contract Subsidy Rates 9/1/17	EAS Carrier	Start	Expiration	Order	Hub(s) Served
WV	Beckley	\$2,828,034	Alternate EAS/Via Air	12/01/16	11/30/18	2016-9-11	CLT
WV	Clarksburg/Fairmont	\$2,850,452	SkyWest	11/01/17	10/31/19	2017-8-2	IAD/ORD
WV	Greenbrier/White Sulphur Springs	\$3,994,423	SkyWest	04/01/18	03/31/20	2017-11-16	IAD/ORD
WV	Morgantown	\$2,989,432	Southern	10/01/16	09/30/18	2016-8-24	BW/PIT
WV	Parkersburg/Marietta, OH	\$1,938,219	Alternate EAS/Via Air	10/01/16	11/30/18	2016-9-11	CLT

WYOMING

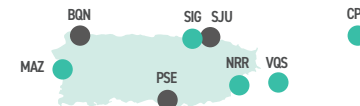


Total 2017 Enplanements		Total 2017 Departures	
Regional	242,812	Regional	7,455
Industry	578,180	Industry	10,349
Regional Share	42%	Regional Share	72%

Code	Airport Name	% Pax.	% Depts.	Code	Airport Name	% Pax.	% Depts.
COD	Cody	100%	100%	JAC	Jackson Hole	15%	29%
CPR	Casper	88%	96%	LAR	Laramie	100%	100%
CYS	Cheyenne	100%	100%	RIW	Riverton	100%	100%
GCC	Gillette	100%	100%	RKS	Rock Springs	100%	100%

State	EAS Community	Annual Contract Subsidy Rates 9/1/17	EAS Carrier	Start	Expiration	Order	Hub(s) Served
WY	Cody	\$850,000	United	03/01/18	02/29/20	2017-12-19	DEN
WY	Laramie	\$2,182,244	SkyWest	10/01/16	09/30/18	2016-6-20	DEN

PUERTO RICO



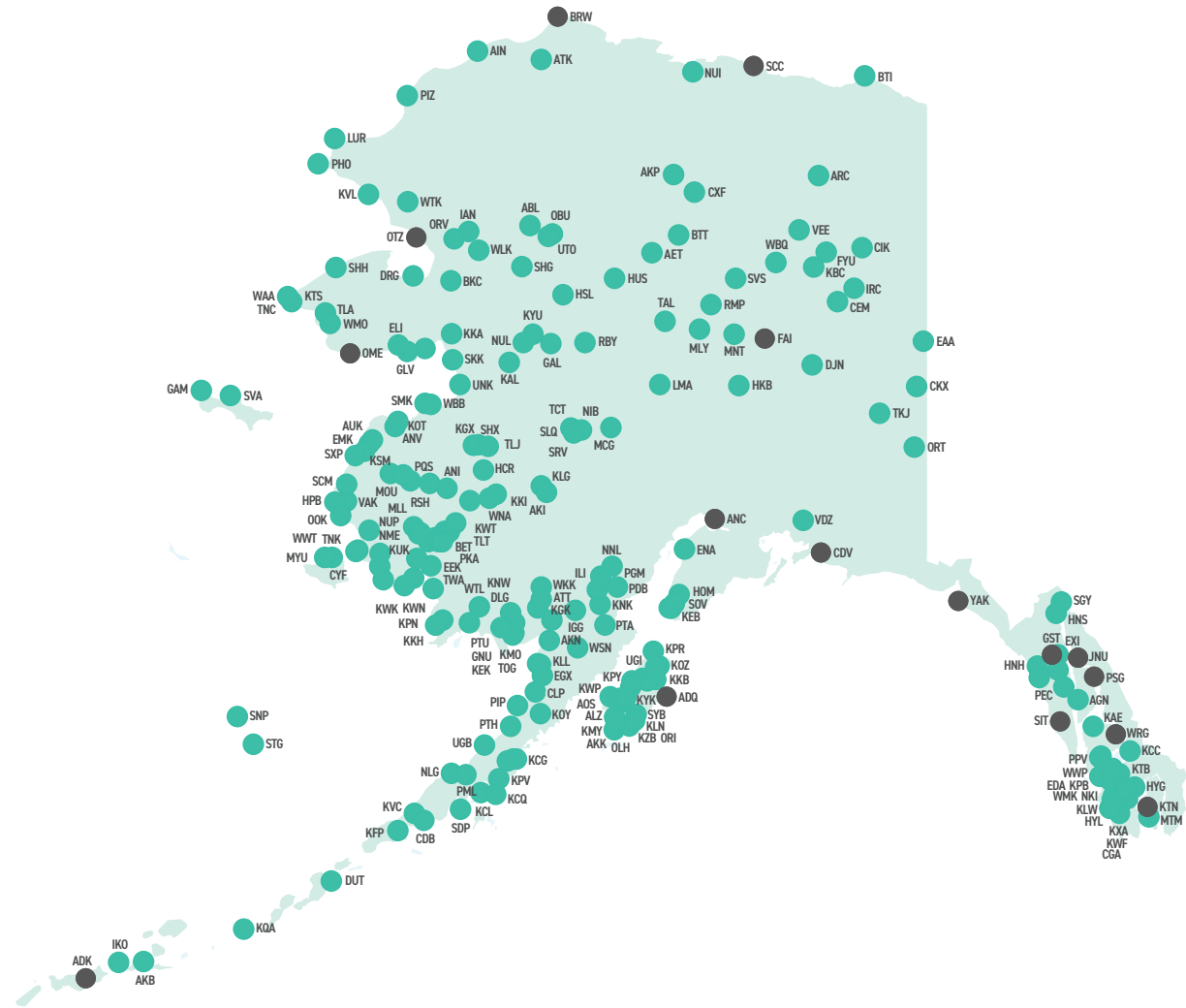
Total 2017 Enplanements		Total 2017 Departures	
Regional	292,106	Regional	39,478
Industry	4,438,816	Industry	69,140
Regional Share	7%	Regional Share	57%

Code	Airport Name	% Pax.	% Depts.	Code	Airport Name	% Pax.	% Depts.
BQN	Aguadilla	0%	0%	PSE	Ponce	0%	0%
CPX	Culebra	100%	100%	SIG	San Juan (Isla Grande)	100%	100%
MAZ	Mayaguez	100%	100%	SJU	San Juan	4%	49%
NRR	Roosevelt Roads NS	100%	100%	VQS	Vieques	100%	100%

State	EAS Community	Annual Contract Subsidy Rates 9/1/17	EAS Carrier	Start	Expiration	Order	Hub(s) Served
PR	Mayaguez	\$1,505,712	Cape Air	05/01/16	04/30/21	2016-2-1	SJU

● Regional flights only (95% and above) ● Regional/other flights

ALASKA



Total 2017 Enplanements		Total 2017 Departures	
Regional	1,671,423	Regional	274,972
Industry	5,285,243	Industry	312,843
Regional Share	32%	Regional Share	88%

Code	Airport Name	% Pax.	% Depts.	Code	Airport Name	% Pax.	% Depts.
ABL	Ambler	100%	100%	KUK	Kasigluk	100%	100%
ADK	Adak Is.	0%	0%	KVC	King Cove	100%	100%
ADQ	Kodiak	49%	89%	KVL	Kivalina	100%	100%
AET	Allakaket	100%	100%	KWF	Waterfall	100%	100%
AGN	Angoon	100%	100%	KWK	Kwigillingok	100%	100%
AIN	Wainwright	100%	100%	KWN	Quinhagak	100%	100%
AKB	Atka	100%	100%	KWP	West Point	100%	100%
AKI	Akiak	100%	100%	KWT	Kwethluk	100%	100%
AKK	Akiok	100%	100%	KXA	Kasaan	100%	100%
AKN	King Salmon	89%	98%	KYK	Kariuk	100%	100%
AKP	Anaktuvuk Pass	100%	100%	KYU	Koyukuk	100%	100%
ALZ	Alitak	100%	100%	KZB	Zachar Bay	100%	100%
ANC	Anchorage	17%	57%	LMA	Lake Minchumina	100%	100%
ANI	Aniak	100%	100%	LUR	Cape Lisburne	100%	100%
ANV	Anvik	100%	100%	MCG	McGrath	100%	100%
AOS	Amook	100%	100%	MLL	Marshall	100%	100%
ARC	Arctic Village	100%	100%	MLY	Manley Hot Spgs.	100%	100%
ATK	Atkasuk	100%	100%	MNT	Minto	100%	100%
ATT	Atmautluak	100%	100%	MOU	Mountain Village	100%	100%
AUK	Atkanuk	100%	100%	MTM	Metalakata	100%	100%
BET	Bethel	64%	96%	MYU	Mekoryuk	100%	100%
BKC	Buckland	100%	100%	NIB	Nikolai	100%	100%
BRW	Barrow	13%	73%	NKI	Naukiti	100%	100%
BTI	Barter Island	100%	100%	NLG	Nelson Lagoon	100%	100%
BTT	Bettles	100%	100%	NME	Nightmute	100%	100%
CDB	Cold Bay	100%	100%	NNL	Nondalton	100%	100%
CDV	Cordova	11%	31%	NUI	Nuiqsut	100%	100%
CEM	Central	100%	100%	NUL	Nulato	100%	100%
CGA	Craig	100%	100%	NUP	Nunapituk	100%	100%
CIK	Chalkyitsik	100%	100%	OBU	Kobuk	100%	100%
CKX	Chicken	100%	100%	OLH	Old Harbor	100%	100%
CLP	Clarks Point	100%	100%	OME	Nome	33%	91%
CMF	Coldfoot	100%	100%	OOK	Toksook Bay	100%	100%
CYF	Chefornak	100%	100%	ORI	Port Lions	100%	100%
DJN	Delta Junction	100%	100%	ORT	Northway	100%	100%
DLG	Dillingham	100%	100%	ORV	Noorvik	100%	100%
DRG	Deering	100%	100%	OTZ	Kotzebue	45%	92%
DUT	Dutch Harbor	100%	100%	PDB	Pedro Bay	100%	100%
EAA	Eagle	100%	100%	PEC	Pelican	100%	100%
EDA	Edna Bay	100%	100%	PEM	Port Graham	100%	100%
EEK	Eek	100%	100%	PHO	Point Hope	100%	100%
EGX	Egegik	100%	100%	PIP	Pilot Point	100%	100%
ELI	Elim	100%	100%	PIZ	Point Lay	100%	100%
EMK	Emmonak	100%	100%	PKA	Napaskiak	100%	100%
ENA	Kenai	100%	100%	PML	Port Moller	100%	100%
EAI	Excursion Inlet	100%	100%	PPV	Port Protection	100%	100%
FAI	Fairbanks	32%	80%	PQS	Pilot Station	100%	100%
FYU	Ft. Yukon	100%	100%	PSG	Petersburg	0%	0%
GAL	Galena	100%	100%	PTA	Port Alsworth	100%	100%
GAM	Gambell	100%	100%	PTH	Port Heiden	100%	100%
GLV	Golovin	100%	100%	PTU	Platinum	100%	100%
GNU	Goodnews Bay	100%	100%	RBY	Ruby	100%	100%
GST	Gustavus	58%	94%	RMP	Rampart	100%	100%
HCR	Holy Cross	100%	100%	RSH	Russian Mission	100%	100%
HKB	Healy Lake	100%	100%	SCC	Prudhoe Bay/Deathorse	30%	64%
HNH	Hoonah	100%	100%	SCM	Scammon Bay	100%	100%
HNS	Haines	100%	100%	SDP	Sand Point	100%	100%
HOM	Homer	100%	100%	SGY	Skagway	100%	100%
HPB	Hooper Bay	100%	100%	SHG	Shungnak	100%	100%
HSL	Huslia	100%	100%	SHH	Shishmaref	100%	100%
HUS	Hughes	100%	100%	SHX	Shageluk	100%	100%
HYG	Hydaburg	100%	100%	SIT	Sitka	9%	45%
HYL	Hollis	100%	100%	SKK	Shaktolik	100%	100%
IAN	Kiana	100%	100%	SLL	Sleetmute	100%	100%
IGG	Igiugig	100%	100%	SMK	St. Michael	100%	100%
IKO	Nikolski	100%	100%	SNP	St. Paul Is.	100%	100%
ILI	Iliamna	100%	100%	SOV	Seldovia	100%	100%
IRC	Circle	100%	100%	SRV	Stony River	100%	100%
JNU	Juneau	8%	70%	STG	St. George Is.	100%	100%
KAE	Kake	100%	100%	SWA	Savoonga	100%	100%
KAL	Kaltag	100%	100%	SVS	Stevens Village	100%	100%
KBC	Birch Creek	100%	100%	SXP	Sheldon Point	100%	100%
KCC	Coffman Cove	100%	100%	SYB	Seal Bay	100%	100%
KCG	Chignik	100%	100%	TAL	Tanana	100%	100%
KCL	Chignik	100%	100%	TCT	Takotna	100%	100%
KCQ	Chignik	100%	100%	TKJ	Tok	100%	100%
KEB	English Bay	100%	100%	TLA	Teller	100%	100%
KEK	Ekwok	100%	100%	TLJ	Tatalina	100%	100%
KFP	False Pass	100%	100%	TLT	Tuluksak	100%	100%
KGK	Koliganek	100%	100%	TNC	Tin City	100%	100%
KGX	Grayling	100%	100%	TNK	Tununak	100%	100%
KKA	Koyuk	100%	100%	TDG	Togiak	100%	100%
KKB	Kitoi	100%	100%	TWA	Twin Hills	100%	100%
KKH	Kongiganak	100%	100%	UGB	Pilot Point	100%	100%
KKI	Kiachak	100%	100%	UGI	Uganik	100%	100%
KLG	Kalslag	100%	100%	UNK	Unalakleet	100%	100%
LLL	Levelock	100%	100%	UTO	Utopia Creek	100%	100%
KLN	Larsen Bay	100%	100%	VAK	Chevak	100%	100%
KLW	Klawock	100%	100%	VDZ	Valdez	100%	100%
KMO	Manokotak	100%	100%	VEE	Venetie	100%	100%
KMY	Moser Bay	100%	100%	WAA	Wales	100%	100%
KMK	Kakhonak	100%	100%	WBB	Stebbins	100%	100%
KNW	New Stuyahok	100%	100%	WBQ	Beaver	100%	100%
KOT	Kotlik	100%	100%	WKK	Aleknagik	100%	100%
KOY	Olga Bay	100%	100%	WLK	Selawik	100%	100%
KOZ	Ouzinkie	100%	100%	WMK	Meyers Chuck	100%	100%
KPB	Point Baker	100%	100%	WMO	White Mountain	100%	100%
KPN	Kipnuk	100%	100%	WNA	Napakiaik	100%	100%
KPR	Port Williams	100%	100%	WRG	Wrangell	0%	0%
KPV	Perryville	100%	100%	WSN	South Naknek	100%	100%
KPY	Port Bailey	100%	100%	WTK	Noatak	100%	100%
KQA	Akutan	100%	100%	WTL	Tuntutuliak	100%	100%
KSM	St. Marys	100%	100%	WWP	Whale Pass	100%	100%
KTB	Thorne Bay	100%	100%	WWT	Newtok	100%	100%
KTN	Ketchikan	7%	74%	YAK	Yakutat	0%	0%
KTS	Brevig Mission	100%	100%				

Subsidized Essential Air Service Communities

As of May 1, 2018

EAS Community	Annual Contract Subsidy Rates 9/1/17	EAS Carrier	Start	Expiration	Order	Hub(s) Served
Adak	\$2,907,935	Alaska Airlines	10/01/17	09/30/19	2017-8-13	ANC
Akiok	\$227,987	Island Air	06/29/17	06/30/19	2017-8-3	AKN
Akutan	\$890,001	Grant Aviation	10/01/16	09/30/18	2017-1-4	DUT
Alitak	\$36,655	Island Air	11/01/17	10/31/19	2017-9-19	ADQ
Amook Bay	\$36,655	Island Air	11/01/17	10/31/19	2017-9-19	ADQ
Angoon	\$303,298	Alaska Seaplanes	02/01/15	01/31/19	2015-1-6	JNU
Atka	\$990,578	Grant Aviation	10/01/16	09/30/18	2016-9-20	DUT
Central	\$162,474	Warbelow's	12/01/17	11/30/19	2017-12-16	FAI
Chatham	\$6,048	Ward Air	10/01/16	09/30/18	2016-8-36	JNU
Chignik	\$362,099	Grant Aviation	03/01/18	02/29/20	2018-1-3	AKN
Chignik Lake	\$362,099	Grant Aviation	03/01/18	02/29/20	2018-1-3	AKN
Chisana	\$93,018	40-Mile Air	06/01/16	05/31/18	2016-4-1	TKJ
Circle	\$162,474	Warbelow's	12/01/17	11/30/19	2017-12-16	FAI
Clark's Point	\$116,093	Grant Aviation	06/15/15	06/30/19	2017-3-16	DLG
Cordova	\$3,107,161	Alaska Airlines	05/01/15	04/30/19	2017-1-17	ANC/JNU
Diomedea	\$190,476	Pathfinder	07/01/17	06/30/20	2016-7-22	OME/WAA
Ekwok	\$386,567	Grant Aviation	03/01/18	02/29/20	2018-1-3	AKN
Excursion Inlet	\$30,792	Alaska Seaplanes	10/01/14	09/30/18	2014-10-12	JNU
False Pass	\$220,753	Grant Aviation	06/15/15	06/30/19	2017-3-16	CDB
Funter Bay	\$14,040	Ward Air	10/01/16	09/30/18	2016-8-36	JNU
Gulkana	\$206,128	Reeve	02/01/17	01/31/19	2017-1-8	ANC
Gustavus	\$776,790	Alaska Airlines	05/01/15	04/30/19	2017-1-17	JNU
Hydaburg	\$113,082	40-Mile Air	06/01/16	05/31/18	2016-4-1	FAI
Igiugig	\$200,933	Grant Aviation	12/01/17	11/30/19	2017-11-1	AKN
Kake	\$181,621	Alaska Seaplanes	10/01/15	09/30/18	2015-9-21	JNU
King Cove	\$638,087	Grant Aviation	12/01/17	11/30/19	2017-11-1	CDB
Kitoi Bay	\$36,655	Island Air	11/01/17	10/31/19	2017-9-19	ADQ
Koliganek	\$314,029	Tanana Air Service	05/01/18	04/30/19	2018-3-29	DLG
Lake Minchumina	\$102,300	Wright	11/01/16	10/31/18	2016-10-12	FAI
Levelock	\$188,636	Grant Aviation	03/01/18	02/29/20	2018-1-3	AKN
Manley	\$41,819	Warbelow's	09/01/16	08/31/18	2016-8-11	FAI
Manokotak	\$308,849	Tanana Air Service	03/01/18	02/28/19	2018-1-3	DLG
May Creek	\$130,964	Copper Valley	02/01/17	01/31/19	2017-1-8	GKN
McCarthy	\$130,964	Copper Valley	02/01/17	01/31/19	2017-1-8	GKN
Minto	\$41,819	Warbelow's	09/01/16	08/31/18	2016-8-11	FAI
Moser Bay	\$36,655	Island Air	11/01/17	10/31/19	2017-9-19	ADQ
New Stuyahok	\$103,877	Tanana Air Service	05/01/18	04/30/19	2018-3-29	DLG
Nikolski	\$331,986	Grant Aviation	10/01/16	09/30/18	2016-9-20	DUT
Olga Bay	\$36,655	Island Air	11/01/17	10/31/19	2017-9-19	ADQ
Pelican	\$348,103	Alaska Seaplanes	02/01/15	01/31/19	2015-1-6	JNU
Perryville	\$629,853	Grant Aviation	09/01/17	08/31/19	2017-6-6	AKN
Petersburg	\$470,525	Alaska Airlines	05/01/15	04/30/19	2017-1-17	JNU/KTN
Pilot Point	\$212,971	Grant Aviation	12/01/17	11/30/19	2017-11-1	AKN
Port Alexander	\$99,364	Harris Air	06/01/17	05/31/19	2017-5-14	SIT
Port Bailey	\$36,655	Island Air	11/01/17	10/31/19	2017-9-19	ADQ
Port Heiden	\$491,662	Grant Aviation	05/01/18	04/30/20	2018-3-29	AKN
Port Williams	\$36,655	Island Air	11/01/17	10/31/19	2017-9-19	ADQ
Seal Bay	\$36,655	Island Air	11/01/17	10/31/19	2017-9-19	ADQ
South Naknek	\$139,998	Grant Aviation	06/15/15	06/30/19	2017-3-16	AKN
St. George	\$354,910	PenAir	04/01/18	09/30/18	2018-4-16	SNP/ANC
Tatitlek	\$102,779	Alaska Air Transit	10/01/17	09/30/19	2017-6-9	MRI
Tenakee	\$152,127	Alaska Seaplanes	02/01/15	01/31/19	2015-1-6	JNU
Twin Hills	\$227,121	Grant Aviation	09/01/17	08/31/19	2017-6-6	DLG
Uganik	\$36,655	Island Air	11/01/17	10/31/19	2017-9-19	ADQ
Ugashik	\$212,971	Grant Aviation	12/01/17	11/30/19	2017-11-1	AKN
West Point	\$36,655	Island Air	11/01/17	10/31/19	2017-9-19	ADQ
Wrangell	\$470,525	Alaska Airlines	05/01/15	04/30/19	2017-1-17	JNU/KTN
Yakutat	\$3,107,161	Alaska Airlines	05/01/15	04/30/19	2017-1-17	ANC/JNU
Zachar Bay	\$36,655	Island Air	11/01/17	10/31/19	2017-9-19	ADQ

RAA AIRLINE MEMBER DIRECTORY



RAA Airline Member Directory

Air Wisconsin Airlines

dba American Eagle through 02/2018,
dba United Express beginning 09/2017
W6390 Challenger Dr #203
Appleton, WI 54914
(920) 739-5123
airwis.com



Christine Deister, President and Chief Executive Officer; Bob Frisch, Senior Vice President and Chief Operating Officer; Stan Petersen-Gauthier, Senior Vice President, Chief Financial Officer and Treasurer; Jeffrey Bethune, Vice President Financial and Business Analysis; Gregg Garvey, Vice President Tax, Risk Management and Employee Benefits; Janet Huculak, Vice President Maintenance, Engineering and Procurement; Laurie Martin, Vice President Inflight and Customer Service; Chris White, Vice President Safety and Security

HQ: Appleton International Airport	
Total Employees: 1,600+	Crew Domiciles: ORD / MKE / IAD Maintenance Bases: ATW / CAE / DAY / MKE
(65) Bombardier CL-600-2B19	
<ul style="list-style-type: none"> @AirWisconsin AirWisconsin 	<ul style="list-style-type: none"> @AirWisconsin company/air-wisconsin-airlines

Champlain Enterprises CommutAir

dba United Express
24950 Country Club Blvd.
Ste. 300
North Olmsted, OH 44070
(440) 779-4588
flycommutair.com



Subodh Karnik, Chief Executive Officer (CEO); Joel Raymond, Chief Operating Officer (COO); Sean Frick, Chief Financial Officer (CFO); Radha Iyer, Chief Technology Officer (CTO)

HQ: North Olmsted, OH	
Total Employees: 885	MX/ALB/126, IAD/195, EWR/370, CLE/184, CVG/10
(27) Embraer EMB-145-XR	
<ul style="list-style-type: none"> @C5Recruiting Commutair 	<ul style="list-style-type: none"> @FlyCommutair company/commutair

Compass Airlines

dba Delta Connection, American Eagle
7500 Airline Drive
Ste. 130
Minneapolis, MN 55450
(612) 713-6800
compassairline.com



Richard Leach, President and Chief Executive Officer, Brian Randow, Chief Operating Officer, James M. White, Director of Operations, Chad Hengemuhle, Director of Maintenance, Bob Looney, Director of Safety and Security, Peggy Groebe, Director of Inflight Services, Bill Huntley, Director of Quality & Chief Inspector

HQ: North Olmsted, OH	
Total Employees: 1,833	SJC / SFO / SEA / LAX / PHX
(56) Embraer ERJ-170-200LR	
<ul style="list-style-type: none"> @CompassAirlines CompassAirline 	<ul style="list-style-type: none"> @Compass_Airline company/compass-airlines

Empire Airlines, Inc.

dba Ohana by Hawaiian
11559 N. Atlas Road
Hayden, ID 83835
Anchorage, AK 99502
(208) 292-3850
empireairlines.com



Tim Komberec, President/CEO; Scott Marikis, Vice President/COO; Randy Lanfell, Vice President Operations; Tom Strom, Vice President Maintenance; Pete Broschet, Director of Human Resources; Melanir Ellingson, Director of IT; Arlon Rosenoff, Director of Safety; Simon Petry, Director of Maintenance; Brett Dickey, Director of Quality Assurance; Jake Russack, Director of Operations

HQ: Coeur d'Alene, ID	
Total Employees: 381	ABQ 6 / AFW 10 / ANC 13 / GEG 39 / ICT 2 / IDA 5 / MAF 3 / HNL 83 / MSO 4 / PDX 28 / PHX 12 / RAP 4 / SBA 4 / SEA 9 / SHV 1 / TUL 3 / COE 155
(8) ATR-72-212, (8) ATR-42-300, (3) ATR-42-320, (3) ATR-42-500, (37) Cessna CE-208B	

Endeavor Air

dba Delta Connection
7500 Airline Dr
Minneapolis, MN 55450
(612) 266-1741
endeavorair.com



Bill Lentsch, CEO; Joe Miller, COO; Russ Elander, VP, Operations; Bill Donohue, VP, Technical Operations; Jodie Douglas, VP, Human Resources; Jay Furnish, VP, Network Planning and Crew Resources, Brian Darsow, VP, Finance and Supply Chain

HQ: Minneapolis, MN	
Total Employees: 4,699	ATL: Crew, MX 810 / CVG: MX 98 / CWA: MX 46 / DSM: MX 45 / DTW: Crew, MX 745 / HDQ Corp, OCC, Crew, MX 692 / IGM: MX 1 / IND: MX 26 / JFK: Crew, MX 725 / LGA: Crew, MX 869 / MSP: Crew, MX 565 / TYS: MX 77
(109) Bombardier CL-600-2D24, (3) Bombardier CL-600-2C10, (42) Bombardier CL-600-2B19	
<ul style="list-style-type: none"> @EndeavorAir EndeavorAir 	<ul style="list-style-type: none"> @EndeavorAir company/Endeavor-Air

Envoy Air, Inc.

dba American Eagle
4301 Regent Blvd
Irving, TX 75063
(972) 374-5200
envoyair.com



Pedro Fábregas, President and Chief Executive Officer; John Jaynes, Senior Vice President, Customer Services; Dee Temples, Senior Vice President Air Operations; Patricia Delgadillo, Senior Vice President, Administration and Chief Financial Officer; John Nicks, Senior Vice President, Corporate Services

HQ: Irving, TX	
Total Employees: 15,000	Hubs & Ground Operations: DFW 5,000 / ORD 3,000 / MIA 1,300 / LGA 1,000 / LAX 450 Maintenance Bases: ABI 350 / CMH 70 / DFW 250 / LGA 80 / LIT 50 / MIA 60 / MQT 160 / ORD 185 / SGF 60 / XNA 75

(49) Embraer EMB-135-KL, (58) Embraer EMB-145-LR, (44) Embraer ERJ-170-200LR, with 25 arriving late 2018 into 2019, (19) Bombardier CL-600-2C10	
<ul style="list-style-type: none"> @EnvoyAirCareers EnvoyAirCareers company/envoy-air-inc-formerly-american-eagle-airlines 	<ul style="list-style-type: none"> @EnvoyAirCareers EnvoyAirCareers

RAA Airline Member Directory (cont.)

ExpressJet Airlines

dba United Express, dba American Eagle
dba Delta Connection (through 4Q 2018)
United Express
990 Toffie Terrace
Atlanta, GA 30354
(404) 856-1000
expressjet.com



Terry Vais, Chief Operating Officer; Greg Wooley, Vice President- Flight Operations; Brandee Reynolds, Vice President- Inflight Services; Denise E. Harvill, Vice President- People Resources; Jamie Hill, Vice President- Maintenance; Kevin Wade, Vice President- Finance and Controller

HQ: Atlanta, GA	
Total Employees: 4,000	ATL: Pilots-237; Flight Attendant-223; Maintenance-23 / BTR: Maintenance- 45 ORD: Pilots-239 ; Flight Attendant-173; Maintenance-14 / CLE: Pilots-93; Flight Attendant-63; Maintenance-66 / DFW: Pilots-271; Flight Attendant-242; Maintenance-14 / IAH: Pilots-496; Flight Attendant-223; Maintenance-118 / TYS: Maintenance- 258 / EWR: Pilots-258; Flight Attendant-170; Maintenance-40 / RIC: Maintenance- 44

(39) Bombardier CL-600-2C10, (3) Embraer EMB-135-LR, (74) Embraer EMB-145-LR, (36) Embraer EMB-145-XR

<ul style="list-style-type: none"> @ExpressJetAirlines 	<ul style="list-style-type: none"> ExpressJet
---	--

GoJet Airlines

dba Delta Connection, United Express
11495 Navaid Road
Suite 700
Bridgeton, MO 63044
(314) 222-4300
gojetairlines.com



Richard A. Leach, President & Chief Executive Officer; Terry Basham, COO/VP; Randy Bratcher, Director of Operations; Michaela Green Klasner, Director Inflight; Jeff Craig, Director of Quality; Jeff Bast, Director of Maintenance; Erik Kientzy, Director of Safety

HQ: St. Louis, MO	
Total Employees: 1,284	ORD / DEN / DTW / RDU / STL
(47) Bombardier CL-600-2C10, (7) CL-600-2D24	
<ul style="list-style-type: none"> @GoJet_Airlines GoJet 	<ul style="list-style-type: none"> @GoJet_Airlines company/gojet-airlines

Grand Canyon Airlines

dba Grand Canyon Scenic Airlines
1265 Airport Road
Boulder City, NV 89005
(702) 638-3200
grandcanyonairlines.com



Brenda Halvorsen, CEO; Jake Tomlin, President; Craig Sanderson, Director of Operations; Jeff Schutt, Chief Pilot; Chad Miller, Director of Maintenance

HQ: Boulder City, NV	
Total Employees: 214	BVU / GCN / PGA
(16) de Havilland DHC-6-300, (8) Cessna CE-208B	
<ul style="list-style-type: none"> @FlyGCSA 	

Great Lakes Aviation, Ltd. *

dba Great Lakes Airlines
1022 Airport Parkway
Cheyenne, WY 82001
(307) 432-7000
flygreatlakes.com



Doug Voss, Founder and CEO; Phil Lundeen, CFO; Jim Sullivan, COO

HQ: Cheyenne, WY	
Total Employees: 235	DEN / LAX / CYS (mx)
(28) Beechcraft BE-1900-D, (6) EMB-120-ER	
<i>*Discontinued scheduled passenger flight operations March 2018</i>	

Horizon Air

dba Alaska Airlines
Subsidiary of Alaska Air Group
19300 International Blvd
Seattle, WA 98188
(206) 392-5413
alaskaair.com



Gary Beck, President and CEO; Constance Von Muehlen, Chief Operating Officer; Diana Shaw, VP Customer Service; George Knobloch, VP Maintenance and Engineering; John Hornibrook, VP Flight Operations; Brooke Vatheuer, VP Finance and Planning

HQ: Seatac, WA; Flight Ops/MX HQ: Portland, OR	
Total Employees: 3,970	Hubs: SEA / PDX Domiciles: SEA / PDX / GEG / BOI / MFR Maintenance: Listed domiciles + RDM
(45) Bombardier DHC-8-402, (11) Embraer ERJ-170-200LR	

<ul style="list-style-type: none"> @AlaskaAir Alaska Air 	<ul style="list-style-type: none"> @AlaskaAir
--	--

Hyannis Air Service

dba Cape Air
660 Barnstable Road
Hyannis, MA 02601
(800) 227-3247
capeair.com



Dan Wolf, CEO; Linda Markham, President; Mike Migliore, CFO

HQ: Hyannis, MA	
Total Employees: 800	Hubs: BOS / ALB / STL / BIL / SJU MROs: HYA / STL
(90) Cessna CE-402-C	

<ul style="list-style-type: none"> @CapeAir CapeAir 	<ul style="list-style-type: none"> @CapeAir company/cape-air
---	--

RAA Airline Member Directory (cont.)

Jazz Aviation LP

dba Air Canada Express
3 Spectacle Lake Drive
Dartmouth, Nova Scotia, Canada B3B1W8
(902) 873-5000
flyjazz.ca



Colin Copp, President; Randolph deGooyer, Vice President, Commercial Services; Franco Giampa, Vice President, Airports and System Operations Control; Kirk Newhook, Vice President, Employee Relations; Gary Osborne, Vice President, Financial and Business Services; Steven Linthwaite, Vice President, Flight Operations; Kal Rebin, Vice President, Maintenance and Engineering; Bob Palmer, Vice President, Safety, Quality and Environment

HQ: Nova Scotia, CA	
Total Employees: 4,500	Bases and line maintenance operations: YYZ 825 / YHZ 896 (line and heavy maintenance base) / YUL 721 / YVR 811 / YYC 736

(21) Bombardier CL-600-2D24, (10) Bombardier CL-600-2B19, (44) Bombardier DHC-8-402, (26) Bombardier DHC-8-300, (15) Bombardier DHC-8-100

Jazz Aviation Jobs
 company/jazz-aviation-lp
 @JazzAviationLp

Mesa Airlines

dba American Eagle & United Express
410 N 44th Street Suite 700
Phoenix, AZ 85008
(602) 685-4000
mesa-air.com



Jonathan Ornstein, Chairman & Chief Executive Officer; Michael Lotz, President & Chief Financial Officer; Michael Ferverda, Chief Operational Officer; Brian Gillman, General Counsel & Executive Vice President

HQ: Phoenix, AZ	
Total Employees: 3,300	IAH 1080 Crew, MX, MX Training / PHX 1020 Corporate Office, Training Center, Crew, MX / DFW 695 Crew, MX / IAD 400 Crew, MX / SDF 70 Crew, MX / ELP 35 MX / TUS 30 MX / CKB 10 MX

(60) Embraer ERJ-170-200LR, (64) Bombardier CL-600-2D24, (20) Bombardier CL-600-2C10, (1) Bombardier CL-600-2B19

@MesaAirlines
 MesaAirlines
 @Mesa_Airlines

New England Airlines

56 Airport Road
Westerly, RI 0289
(800) 243-2460
blockislandairline.com

New England Airlines
Block Island's Resident Airline

William G. Bendokas, President; Lois J. Bendokas, Vice-President; Susan Winkler, Director of Maintenance; Suzette Cowley, Chief Pilot

(3) Britten Norman BN-2-A, (1) Piper PA-28, (3) Piper PA-32

Piedmont Airlines

dba American Eagle
5443 Airport Terminal Rd.
Salisbury, MD 21804
(410) 572-5100
piedmont-airlines.com



Lyle Hogg, President and CEO; Stephen Keefer, Vice President, Flight Operations; Eric Morgan, Senior Vice President, Customer Services; William Arndt, Vice President, Maintenance & Engineering; Terry Petrun, Vice President, Shared Services Organization, Material Services Company; Julie Schell, Vice President, Safety & Regulatory Compliance; Perry Constant, Vice President, Finance; Michelle Foose, Vice President, Human Resources

HQ: Salisbury, MD	
Total Employees: 8,938	CLT- hub, domicile, line mx / DCA- hub / PHL- hub, domicile, line mx / PHX- hub / MDT- mx base / RIC- mx base / ROA- mx base / SBY- mx base

(48) Embraer EMB-145-LR

@PiedmontAir
 WorkForPiedmont
 @PiedmontAirlines
 company/Piedmont-Airlines

PSA Airlines

dba American Eagle
3400 Terminal Drive
Vandalia, OH 45377
(800) 235-0986
psairlines.com



Dion Flannery, President; Michael Bruhn, Vice President of Finance; Randy Fusi, Vice President of Safety, Security and Compliance; Reddy Gumireddy, Vice President of Operations Planning and Performance; Gary Pratt, Vice President of Maintenance and Engineering; Margaret Soda, Vice President of Human Resources; Keith Stamper, Vice President of Air Operations

HQ: Vandalia, OH	
Total Employees: 3,900+	Headquartered in Dayton, Ohio, Flight crew bases: DAY / CVG / TYS / ORF / DCA / CLT / PHL, Maintenance facilities: CAK / CLT / CVG / GSP / ORF / SAV / PNS / DAY

(35) Bombardier CL-600-2B19, (41) Bombardier CL-600-2C10, (54) Bombardier CL-600-2D24
The airline expects to add additional aircraft bringing its fleet count to 150

@PSAAirlinesInc
 PSAairlines
 @PSAAirlines

Ravn Air Group

Ravn Alaska (Corvus Airlines) and Ravn Connect (Hageland Aviation) dba Ravn Alaska
4700 Old International Airport Rd.
Anchorage, AK 99502
(907) 266-8300
flyravn.com



Dave Pflieger, President & CEO; W. Steve Jackson, CFO; Mark McGeorge, VP Safety; Deke Abbott, SVP Flight Ops; Mark Swearingin, SVP Tech Ops; Derek Shanks, Chief Commercial Officer; Wendy Yow, VP Human Resources; Len Sloper, SVP Airports, Cargo Real Estate

HQ: Anchorage, AK	
Total Employees: 991	Maintenance Bases: ANC / PAQ / FAI / BET Hubs: ANC / FAI / BET / ANI / STM / OTZ / OME / UNK / GAL / SCC / BRW

(1) Bombardier DHC-8-103 (Corvus), (9) Bombardier DHC-8-106 (Corvus), (7) Beechcraft BE-1900-C (Hageland), (19) Cessna CE-208B (Hageland), (4) Cessna CE-208B-EX (Hageland), (18) Cessna CE-207-A (Hageland), (8) Piper PA-31-350 (Hageland)

@RavnAlaska
 RavnAlaska
 blog.flyravn.com
 @RavnAlaska
 company/ravn-alaska
 RavnAlaska

RAA Airline Member Directory (cont.)

Republic Airways Holdings, Inc.

dba Republic Airline
8909 Purdue Road
Ste. 300
Indianapolis, IN 46268
(317) 484-6000
rjet.com



Bryan Bedford, President and Chief Executive Officer; Matt Koscal, SVP/Chief Administrative Officer; Paul Kinstedt, SVP/Chief Operating Officer; Joe Allman/SVP/Chief Financial Officer; Wade Sheek, VP/General Counsel

HQ: Indianapolis, IN	
Total Employees: 5,500	HQ: Indianapolis, IN Domiciles: CMH / DCA / EWR / IAH / IND / LGA / MCI / MIA / ORD / PHL / PIT Maintenance bases: CLT / CMH / DCA / EWR / IAH / IND / LGA / ORD / PHL / PIT / SDF

(6) Embraer ERJ-170-100LR, (40) Embraer ERJ-170-100SE, (14) Embraer ERJ-170-100SU, (129) Embraer ERJ-170-200LR

@RepublicAirline
 RepublicAirline
 @RepublicAirline
 company-beta/768161

Seaborne Airlines

Codeshare partners: American Airlines, Delta, JetBlue, Vieques Airlink
World Plaza Building, 9th Floor
268 Munoz Rivera Avenue
San Juan, PR 00918
(787) 946-8741
seaborneairlines.com



Chief Executive Officer, Steven A. Rossum; Chief Operating Officer-Capt. Jesus Medina; Vice President of Maintenance-Julius Betancourt; Commercial Vice President-Hector (Tato) Montanez; General Counsel-Vice President of People-Olvin Valentin, Esq; Chief Pilot-Captain Luis Martinez; Director of Quality Control-Miguel Vazquez; Director of Safety and Regulatory Compliance-Ivan Carrasquillo

HQ: San Juan, PR	
Total Employees: 264	HDQ 62, SJU (HUB) 102 (includes station employees, pilots and flight attendants), SJU / MX 26, STX 30 (includes pilots, station employees, and admins), STX / MX 8, STT 24, EIS 12

(4) Saab SF-340-340B, (2) de Havilland DHC-6-300 aka "Otter Seaplanes"

@FlySeaborne
 SeaborneAirlines
 @SeaborneAirlines
 company-beta/seaborne-airlines

SkyWest Airlines

dba Alaska, United Express, Delta Connection, American Eagle
444 South River Road
St. George, UT 84790
(435) 634-3553
skywest.com



President and Chief Executive Officer-Chip Childs; COO-Mike Thompson; VP of People-Lori Hunt; VP of Customer Service-Steve Black; VP of Operations Control Center-Brad Blake; VP of Maintenance-Bill Dykes; VP of InFlight-Sonya Wolford; VP of Flight Operations-Tracy Gallo

HQ: St. George, UT	
Total Employees: 13,232	Hubs: DEN / DTW / IAH / LAX / MSP / ORD / PDX / PHX / SEA / SFO / SLC Crew Domiciles: ATL / BOI / COS / DEN / DTW / FAT / IAH / LAX / LGA / MSP / ORD / PDX / PHX / PSP / SAN / SFO / SLC / SEA / TUS Maintenance Bases: ATL / BNA / BOI / CHA / COS / DEN / DTW / FAT / FWA / IAH / LAX / MKE / MSP / ORD / PDX / PHX / PSP / SBN / SFO / SEA / SLC / TUS

(194) Bombardier CL-600-2B19, (126) Embraer ERJ-170-200LR, (87) Bombardier CL-600-2C10, (36) Bombardier CL-600-2D24

@SkyWestAirlines
 SkyWestAirlinesJobs
 @SkyWestJobs
 SkyWestAirlinesPilotRecruitment
 company/skywest-airlines

Trans States Airlines

dba United Express, American Eagle
11495 Navaid Road
Bridgeton, MO 63044
(314) 222-4300
transstates.net



Richard A. Leach, President & Chief Executive Officer; Fred Oxley, Chief Operating Officer; Lee Stelzner, Director of Flight Operations; John Wilk, Director of Quality Assurance; Matt Wright, Director of Maintenance; Matt Conrad, Director of Safety; Shonn Clark, Director of Inflight Service

HQ: St. Louis, MO	
Total Employees: 1,325	STL also corporate headquarters / ORD / DEN / IAD / RDU crew base only

(38) Embraer EMB-145-XR, (22) Embraer EMB-145-LR

@TransStates
 TransStatesAirlines
 @Trans_States_Airlines
 company/trans-states-airlines

ASSOCIATE MEMBER COUNCIL DIRECTORY

Chair

COURTNEY MILLER

courtney.miller@aero.bombardier.com
Bombardier

Vice Chair

DALE REID

Dale.Reid@pwc.ca
Pratt & Whitney Canada

Members

Committee	Name	Company	E-mail
Aircraft Lessor	Dan Slater	GECAS	daniel.slater@gecas.com
	Tobias Cladas	Embraer	tcaldas@embraer.com
Airframe	Eddie Jaisaree	MRJ	eddie_jaisaree@mitsubishiaircraft.com
	Courtney Miller	Bombardier	courtney.miller@aero.bombardier.com
	Josephine Werguet	ATR	josephine.werguet@atr-aircraft.com
Avionics	Jeff Spies	Rockwell Collins	jeffrey.spies@rockwellcollins.com
Components	Josh Krotec	First Aviation	jkrotec@firstaviation.com
	Allan Nordine	RIM Enterprises	anordine@riment.com
Ex Officio	Jerry Schumacher	US Technical	jerry-schumacher@ustechnical.com
Other Services	Ron Eagle	HQ Aero	Ron@hqaero.com
	Rick Townsend	Avianor	rick.townsend@avianor.com
Propulsion	Dale Reid	Pratt & Whitney	Dale.Reid@pwc.ca
	Kevin Thomas	Jet Support	kthomas@jetsupport.com
Training	Terry Hibler	Flight Safety	terry.hibler@flightsafety.com





Courtney Miller

Chair, RAA Associate Member Council



Greetings on behalf of the Associate Member Council.

The RAA represents the center of community around which we all gather to discuss, debate, and celebrate the regional aviation industry. We are an industry that reminds of the importance of the small community, the requirement of representation beyond only the largest of players and cities, and an industry that works to ensure this can all be accomplished with the highest level of safety in the world.

Working alongside its member airlines, the Associate Members of the RAA are dedicated to addressing the challenges of the regional industry as suppliers, educators, maintainers, and financiers. The greatest of these challenges affecting the industry as a whole today is the shortage of pilots and technicians. With critical positions left unfilled, the regional industry as a whole will be negatively affected as aircraft are idle without pilots or maintenance staff. The goal of the regional airline industry is not to simply fill those critical roles, rather to fill those roles with the highest quality pilots and technicians and to ensure the highest level of safety.

As a part of this common goal, the AMC has dedicated tremendous effort in support of RAA's Scholarship Program, which identifies and encourages the future of the industry. Thanks to the annual golf tournament, our annual silent auction, and the direct donations from RAA airline and associate members, RAA awards multiple scholarships each year to deserving individuals with a passion for the industry. RAA has credited the efforts of the AMC for its determined work on raising awareness of and increase the reach of the Scholarship Program. We invite you to take part in furthering the future and safety of the regional airline industry by supporting the Scholarship Program.

Above all else, we ask you to play an active role in the discussion. Whether you represent an airline, a supplier, a university, or simply an individual passionate about the industry, your voice is key to representing the future of the regional industry and in continuing to make regional air travel as the safest way of connecting people in the world.

Sincerely,

Courtney Miller

Chair, RAA Associate Member Council



Associate Member Index (Listed Alphabetically)

Company	Page	Company	Page	Company	Page
1 Vision Aviation	87	Dean Baldwin Painting, LP	88	Piedmont Propulsion Systems, LLC	89
2e Systems GmbH	75	Eagle Cap Software, Inc.	75	PPG Aerospace	78
3 Points Aviation	80	Embraer	74	Pratt & Whitney	82
Accessory Aero Group, LLC.	84	Embry Riddle Aeronautical University	84	Premier Aviation Québec Inc.	89
Accommodations Plus International (API)	92	eTT Aviation	75	ProDIGIQ, Inc.	75
ACSS, An L-3 Company	74	First Aviation Services Inc.	79	RCMBT	92
AerFin Limited	80	Flight Safety Foundation	84	Regional One	82
Aero Parts Mart, Inc.	78	FlightSafety International	83	Ricardo	92
Aero-Craft Hydraulics, Inc.	87	Fokker Services Americas	79	RIM Enterprises LLC	82
AeroKool Aviation	87	FreeFlight Systems	77	Rockwell Collins	77
AeroMotion Canada	82	FSSOLUTIONS	91	Saft America, Inc.	77
Aeroneuf Instruments Ltd	78	Future Aviation Inc./HEICO Aerospace	79	Sandel Avionics	77
Aerostar, Inc.	87	Garmin	91	Schneller LLC	74
AeroVision International	80	GE Aviation	82	Skyservice Business Aviation	92
Airstart	78	Global Aerospace Corporation	79	StandardAero	80, 83
ALPA, Air Line Pilots Association, Int'l	89	Grypmat, Inc.	82	STS Aviation Group	80
ARGUS International, Inc.	90	HEICO	79	Thales	75
ATEQ Aviation	84	Herber Aircraft Service, Inc.	80	Thales Avionics Inc.	77
ATS Components	87	HMG Aerospace LTD	90	The Ohio State University	84
Av-DEC	87	Hotel Connections	92	The Weather Company	89
AV8 PMA LLC	87	HQ Aero Management	91	TP Aerospace	80
Avianor Inc.	88	Illiff Aircraft	79	Travelliance	92
Aviatechnik Corporation	88	JD Aero Technical Inc.	91	Travelpro Products, Inc.	83
Aviation Inventory Resources	80	Jeppesen	83	Tronair, Inc.	84
Aviation Week Network	90	Jet Support Services, Inc. (JSSI)	83	True Blue Power	77
Aviatron, Inc.	78	JETPUBS	90	Universal Avionics, an Elbit Systems Company	78
Avion Graphics	91	Kamatics Corporation	79	University of Nebraska at Omaha Aviation Institute	84
Baldwin Aviation- Safety & Compliance	75	Kent State University	84	Vanguard Aerospace	89
Barfield Precision Electronics	78	L3 Commercial Aviation	77	Web Manuals, Inc.	75
BeauTech Power Systems	83	Littler Mendelson, P.C.	87	Western Michigan University- College of Aviation	84
Becker Avionics	77	Lufthansa Technik AERO Alzey GmbH	82	WinAir	89
Better Business Connection, Inc.	92	M & H Uniforms	92	Women in Aviation International	89
Bill Thomas Associates Inc.	91	Magellan Aviation Group	82		
Bombardier Commercial Aircraft	74	MEKCO Group, Inc.	88		
Bose Corporation	78	Midwest Aero Support, Inc.	89		
Brothers Aviation Maintenance Service Inc.	88	Minnesota State University, Mankato	84		
C & L Aerospace	88	Mitsubishi Aircraft Corporation	74		
CAE	83	MTU Maintenance	82		
California Aeronautical University	84	Berlin-Brandenburg GmbH	82		
Camtronics Group	88	Nextant Aerospace	74		
CAP Logistics	91	OMS	92		
CaseBank Technologies Inc.	75	Pacific Southwest Instruments	79		
		Phoenix Air Repair, Inc.	89		

Associate Member Index (by Category)

Aircraft Interiors/Furnishings	74	STS Aviation Group	80	Maintenance & Repair Stations	87
ACSS, An L-3 Company	74	TP Aerospace	80	1 Vision Aviation	87
Schneller LLC	74	Distributor	80	Aero-Craft Hydraulics, Inc.	87
Airframe Manufacturers & Sales	74	3 Points Aviation	80	AeroKool Aviation	87
Bombardier Commercial Aircraft	74	AerFin Limited	80	Aerostar, Inc.	87
Embraer	74	AeroVision International	80	ATS Components	87
Mitsubishi Aircraft Corporation	74	Aviation Inventory Resources	80	Av-DEC	87
Airframe Remanufacturer	74	Herber Aircraft Service, Inc.	80	AV8 PMA LLC	87
Nextant Aerospace	74	Magellan Aviation Group	82	Avianor Inc.	88
Aviation Software	75	Regional One	82	Aviatechnik Corporation	88
2e Systems GmbH	75	RIM Enterprises LLC	82	Brothers Aviation Maintenance Service Inc.	88
Baldwin Aviation- Safety & Compliance	75	Engine Manufacturer	82	C & L Aerospace	88
CaseBank Technologies Inc.	75	GE Aviation	82	Camtronics Group	88
Eagle Cap Software, Inc.	75	Pratt & Whitney	82	Dean Baldwin Painting, LP	88
eTT Aviation	75	Engine Repair, Overhaul & Modifications	82	MEKCO Group, Inc.	88
ProDIGIQ, Inc.	75	AeroMotion Canada	82	Midwest Aero Support, Inc.	89
Thales	75	Grypmat, Inc.	82	Phoenix Air Repair, Inc.	89
Web Manuals, Inc.	75	Lufthansa Technik AERO Alzey GmbH	82	Piedmont Propulsion Systems, LLC	89
Avionics Manufacturers & Sales	77	MTU Maintenance	82	Premier Aviation Québec Inc.	89
Becker Avionics	77	Berlin-Brandenburg GmbH	82	Vanguard Aerospace	89
FreeFlight Systems	77	StandardAero	83	WinAir	89
L3 Commercial Aviation	77	Finance & Leasing	83	News Services	89
Rockwell Collins	77	BeauTech Power Systems	83	The Weather Company	89
Saft America, Inc.	77	Jet Support Services, Inc. (JSSI)	83	Organizations/Trade Associations	89
Sandel Avionics	77	Flight Crew Products/Services	83	ALPA, Air Line Pilots Association, Int'l	89
Thales Avionics Inc.	77	Travelpro Products, Inc.	83	Women in Aviation International	89
True Blue Power	77	Flight Planning Services	83	Publications	90
Universal Avionics, an Elbit Systems Company	78	Jeppesen	83	Aviation Week Network	90
Cleaning & Detailing Services (Paintings & Markings)	78	Flight Training Simulators	83	HMG Aerospace LTD	90
PPG Aerospace	78	CAE	83	JETPUBS	90
Communications	78	FlightSafety International	83	Specialized Services	90
Bose Corporation	78	Government/Colleges/ Universities	84	ARGUS International, Inc.	90
Component Manufacturing/ Repair & Overhaul	78	California Aeronautical University	84	Avion Graphics	91
Aero Parts Mart, Inc.	78	Embry Riddle Aeronautical University	84	Bill Thomas Associates Inc.	91
Aeroneuf Instruments Ltd	78	Flight Safety Foundation	84	CAP Logistics	91
Airstart	78	Kent State University	84	FSSOLUTIONS	91
Aviatron, Inc.	78	Minnesota State University, Mankato	84	Garmin	91
Barfield Precision Electronics	78	Western Michigan University- College of Aviation	84	HQ Aero Management	91
First Aviation Services Inc.	79	The Ohio State University	84	JD Aero Technical Inc.	91
Fokker Services Americas	79	University of Nebraska at Omaha Aviation Institute	84	M & H Uniforms	92
Future Aviation Inc./HEICO Aerospace	79	Ground Support Equipment/ Ground Services/Fuel	84	OMS	92
Global Aerospace Corporation	79	Accessory Aero Group, LLC.	84	RCMBT	92
HEICO	79	ATEQ Aviation	84	Travel Services	92
Illiff Aircraft	79	Tronair, Inc.	84	Accommodations Plus International (API)	92
Kamatics Corporation	79	Legal	87	Better Business Connection, Inc.	92
Pacific Southwest Instruments	79	Littler Mendelson, P.C.	87	Hotel Connections	92
StandardAero	80			Ricardo	92
				Skyservice Business Aviation	92
				Travelliance	92

Aircraft Interiors & Furnishings

ACSS, An L-3 Company

19810 North 7th Avenue
Phoenix, AZ 85027
<http://www.acss.com>
F: (623) 445-7021
RAA Representative: Dennis McCole
Marketing

Schneller LLC

6019 Powdermill Road
Kent, OH 44240
<http://www.schneller.com>
P: (330) 673-1400
F: (330) 673-6374
RAA Representative: Barbara Keener
Sr. Sales Account Executive

Schneller is the premier single source provider of coordinated collections and custom decor of film and reinforced laminates, thermoplastic sheets and non-textile floor coverings designed to meet the exacting requirements of our customers in the aviation and ground transportation industries. We provide continuous roll and sheet production from our ISO9001:2008 and AS9100C certified production facility. From our innovative materials to complete solutions, from advanced engineering to inspiring motifs, from localized knowledge to worldwide service, everything we do is designed to deliver superior aesthetics, performance and results. For further information on Schneller's products and services, please visit our website at www.schneller.com.

Airframe Manufacturers & Sales

Bombardier Commercial Aircraft

13100 Henri-Fabre
Mirabel, QC J7N 3C6 Canada
<http://www.aero.bombardier.com>
P: (416) 373-7883
RAA Representative: Courtney Miller
Regional Manager- Americas- Marketing

With more than 34,100 employees and a leadership position in global markets, Bombardier Aerospace designs, manufactures and supports innovative aviation products for the business, commercial, specialized and amphibious aircraft markets. We have the most comprehensive aircraft portfolio and we hold the number one position in business and regional aircraft. Our high-performance aircraft and services set the standard of excellence in several markets, including: **Business aircraft**- Learjet, Challenger and Global aircraft families, **Commercial aircraft**- new C Series program, CRJ Series and Q Series aircraft families, **Aerostructures & Engineering Services**- aircraft structures, component repair and other services, **Amphibious aircraft**- Bombardier 415 and Bombardier 415 MP aircraft, **Specialized aircraft solutions**- Bombardier aircraft modified for special missions, **Aircraft services and training**- aircraft parts, maintenance, comprehensive training, technical support and publications, and online services

Embraer

276 SW 34th Street
Fort Lauderdale, FL 33315
<http://www.EmbraerCommercialAviation.com>
P: (954) 359-3700
F: (954) 359-8170
RAA Representative: Tobias Caldas
Director Marketing

Embraer is the leading manufacturer of commercial aircraft with up to 150 seats. Since entering revenue service, the E-Jets family has received more than 1,800 orders and over 1,400 aircraft have been delivered. Today, E-Jets are flying in the fleet of 70 customers in 50 countries. The versatile 70 to 150-seat family is flying with low-cost airlines as well as with regional and mainline carriers.

Mitsubishi Aircraft Corporation

4965 Preston Park Blvd.,
Suite 90
Plano, TX 75093
<http://www.flythemrj.com>
P: (469) 573-5800
F: (469) 573-5801
RAA Representative: Eddie Jaisaree
Senior Vice President,
Sales & Marketing in Americas

Mitsubishi Aircraft Corporation was formed in 2008 to conduct the design, type certification, sales, marketing, and customer support for the Mitsubishi Regional Jet (MRJ). The MRJ program features a family of 70- to 90-seat next-generation regional jets that will deliver best-in-class operating costs and outstanding cabin comfort. The MRJ program currently has a fleet of four flight test aircraft at its Flight Test Center in Moses Lake, WA. The program has effectively passed the midpoint of its flight test program and is currently focused on achieving the next milestone to acquire type certification.

Airframe Remanufacturer

Nextant Aerospace

355 Richmond Road
Cleveland, OH 44143
<http://www.nextantaerospace.com>
P: (972) 997-6124
RAA Representative: Jason M Smith
Regional Sales Manager-Government Programs

Nextant Aerospace is recognized as the first company in the world to introduce aircraft remanufacturing to the business jet market. The Nextant 400XTi is a completely-rebuilt Beechjet 400A/XP with Williams FJ44-3AP engines and the Rockwell Collins Pro Line 21® integrated avionics suite. The new aircraft also has major aerodynamic enhancements and an improved engine mounting configuration with redesigned nacelles and pylons. The 400XTi is delivered with a two-year full-aircraft warranty and after-sales support provided by a global network of owned and authorized service centers. Founded in 2007, Nextant is based in Cleveland, Ohio. Nextant is a Directional Aviation Capital company.

Aviation Software

2e Systems GmbH

Koenigsteiner Strasse 87
Bad Soden, Hessen, 65812, Germany
<http://www.2e-systems.com>
P: +49 6196 950580
F: +49 6196 9505894
RAA Representatives:
Phil Douglas- CEO
James Stramelel- Account Manager

2e Systems is a highly versatile software development company specializing in web, mobile and communications solutions for the airline industry. Leading in systems integration, we empower airlines to apply the best of breed concept in developing their ideal platform. We are fast and flexible, with a dynamic team of experts that can deliver and support innovative, cost-effective solutions. The company was founded in February 2000 near Frankfurt, Germany, and has grown to include offices in Croatia, the UK, Australia, Ireland and the USA.

Baldwin Aviation- Safety & Compliance

11 Palmetto Parkway
Hilton Head Island, SC 29926
<http://www.BaldwinAviation.com>
P: (843) 342-5434
RAA Representative: Sunshine McCarthy
VP Education & Business Development

Visit www.BaldwinAviation.com for additional information or call (843) 342-5434

CaseBank Technologies Inc.

6205 Airport Road
Building A, Suite 200
Mississauga, ON, L4V 1E1 Canada
<http://www.casebank.com>
P: (905) 364-3630
F: (905) 364-3601
RAA Representative: Steve Lightstone
VP, Sales

CaseBank Technologies Inc., a Division of ATP, is the aviation industry's leading software and services company providing troubleshooting, reliability and defect trend analysis, so engineering and service teams can accelerate equipment repair, increase uptime, reduce warranty costs and enhance product support and performance. The ChronicX® solution provides an innovative approach for detecting and managing recurring aircraft defects. SpotLight® is an interactive troubleshooting solution for aviation equipment. It accelerates repairs, captures field experience and deploys best practices.

Eagle Cap Software, Inc.

16425 Southwest Brookman Road
Sherwood, OR 97140
<http://www.eaglecapsoftware.com>
P: (619) 321-8550
RAA Representative: Tom Perkowski
Co-Founder

Eagle Cap provides software engineering and systems integration services for the aviation industry. From Maintenance and Engineering, to the OCC and Flight Deck, our team has decades of development experience and understands the regulations, processes, and data that are unique to our industry. We are software engineers, technologists and domain experts with experience in Electronic Flight Bag, Moving Map, Flight Planning, Optimization, Dispatch, Charting, Aviation Data, Airspace Programs, Cabin & Flight Crew, MRO, and M&E.

eTT Aviation

1013 E Winding Creek Dr.
Ste 102
Eagle, ID 83616
<http://www.ettaviation.com>
P: (208) 424-9424
RAA Representative: Tom LaJoie
President

eTT Aviation provides airlines a fully automated and customizable air operation suite of innovative low-cost software for crew, aircraft and flight scheduling, and management.

ProDIGIQ, Inc.

26500 West Agoura Road
Suite 102-796
Calabasas, CA 91302
<http://www.ProDIGIQ.com>
P: (818) 879-0035
RAA Representative: Arpit Malaviya
CEO

ProDIGIQ is a software company exclusively focusing on innovative solutions for the airlines and airports. Our expertise is in automation and data analytics for flight operations, flight scheduling, crew scheduling, safety management, asset management and maintenance management systems.

Thales

Aerospace Division
140 Centennial Ave,
Piscataway Township, NJ 08854
<http://www.thalesgroup.com>
P: (732) 429-6433
RAA Representative: John Alfano
VP Education & Business Development

Thales is a developer and integrator of avionic suites, flight controls, and other innovative systems and services solution for regional and business aviation worldwide.

Web Manuals, Inc.



406 9th Avenue
Suite 306
San Diego, CA 92101
<http://www.webmanuals.aero>
P: (844) 932-6268
RAA Representative: Martin Lidgard
Founder and CEO

Through its cloud-based application, Web Manuals provides a market-leading solution for the simple and controlled authoring, publishing and distribution of operational and technical manuals for airlines and other air operators. With more than 170 clients around the world, Web Manuals' intuitive technology has set new standards in the digitisation and management of aviation manuals. What was traditionally a laborious, manual process has been transformed: the rapid authoring, reviewing, publishing, distribution and control of an entire manuals library can now be managed as a seamless operation. As a result, Web Manuals' clients enjoy significant savings in time and administrative costs while improving their regulatory compliance and flight safety. With offices in Malmö, Sweden and San Diego, California, Web Manuals supports clients around the globe and works with other leaders in aviation knowledge management to constantly enhance its capabilities.

The Greatest Value in Aviation Training

Quality • Experience
Service • Technology



Your Most Trusted Safety Partner

Customers choose FlightSafety for our unequaled experience, master instructors and advanced-technology training devices. But they return for the consistent value they receive in every safety-focused training program we offer. At each of our numerous locations that span the globe, Customers know they're trained by experts, and assisted by FlightSafety teammates who go above and beyond to ensure the best possible experience. With unmatched service and support, Customers become part of the FlightSafety family during and after their training. They train on precision simulators designed and manufactured by engineers and technicians with decades of real-world training experience to match today's sophisticated aircraft. Expect the greatest value from your most trusted training provider. Only FlightSafety delivers it.

Unmatched Advantages

- 1,800 master instructors deliver 1.4 million hours of instruction annually
- Outstanding Customer service, amenities and benefits including Proficiency Protection
- Global network of Learning Centers provides worldwide reach for training
- Unequaled advanced training programs and most complete range of courses
- Master Aviator™ takes pilots beyond proficiency delivering the highest standard in safety
- Largest fleet of advanced-technology simulators manufactured by our experts
- Dedicated to enhancing aviation safety since 1951

Aviation professionals from around the world trust us to provide the highest-quality training and outstanding service. More than 1,800 highly experienced professional instructors deliver aircraft- and mission-specific courses, using our comprehensive training systems and advanced-technology flight simulators designed to enhance safety. Trust your training to FlightSafety. You'll see why so many aviation professionals make the same choice. And have since 1951.

For more information, please contact Steve Gross, Senior Vice President, Commercial
314.785.7815 • sales@flightsafety.com • flightsafety.com • A Berkshire Hathaway company

FlightSafety
international

Avionics Manufacturers & Sales

Becker Avionics

10376 USA Today Way
Miramar, FL 33025
<http://www.becker-avionics.com>
P: (954) 450-3137
RAA Representative: Floyd Roney
Fixed Wing Business Development

Becker Avionics, a leader in digital avionics technology, sets the standard in customer-centric, state-of-the-art ground and airborne solutions. Becker Avionics develops, manufactures and distributes the latest communications, navigation, surveillance and search & rescue equipment for airborne and ground applications. Becker Avionics has been providing avionics products to military, airborne law enforcement, general and corporate aviation and ATC organizations around the world for over 60 years.

FreeFlight Systems

8080 Tristar
Suite 100
Irving, TX 75063
P: (469) 360-1867
RAA Representative: Melanie Mann
Communications & Marketing Manager

FreeFlight Systems designs, manufactures, sells, and supports high-integrity avionics systems that improve the safety, efficiency, and affordability of flying.

L3 Commercial Aviation

19810 N. 7th Ave.
Phoenix, AZ 85027
<http://www.L3CommercialAviation.com>
P: (623) 445-7000
RAA Representative: Jane Jurgenson
Sales Director

L3 Commercial Aviation provides holistic solutions across a wide range of services to the commercial aviation industry. From check-in to touch down L3 Commercial Aviation's integrated solutions work to make air travel safer, more efficient and more effective. Its expertise extends across on-aircraft avionics, integrated airport security and the complete pilot training offering. It combines the products and services across L3's business divisions of Aviation Products, Commercial Training Solutions, Security & Detection Systems and ACSS, a joint venture of L3 and Thales. To learn more about L3 Commercial Aviation, please visit the company's website at www.L3CommercialAviation.com.

Rockwell Collins

400 Collins Road N.E
Cedar Rapids, IA 52498
<http://www.rockwellcollins.com>

Rockwell Collins is a pioneer in the design, production and support of innovative solutions for our customers in aerospace and defense.

Working together, our global team shares a vision to create the most trusted source of communication and aviation electronics solutions, applying insight and foresight to help our customers succeed.

Saft America, Inc.

711 Gil Harbin Industrial Blvd.
Valdosta, GA 31601
<http://www.saftbatteries.com>
P: (229) 247-2331
F: (229) 247-8486
RAA Representative: Chuck Schofield
Director of Sales

For nearly 100 years, Saft's longer-lasting batteries and systems have provided critical safety applications, back-up power and propulsion for our customers. Our innovative, safe and reliable technology delivers high performance in space, at sea, in the air and on land. Saft is a fully owned subsidiary of Total.

Sandel Avionics

2401 Dogwood Way
Vista, CA 92081
<http://www.sandel.com>
P: (760) 727-4900
RAA Representative: Steve Jackson

Sandel Avionics Inc., engineers and manufactures advanced avionics for rotorcraft and fixed-wing aircraft as well as provides embedded software for OEM applications. Its compact integrated display systems, for the military and commercial markets, which include 3-ATI and 4-ATI retrofit primary displays, Class A & B fixed-wing TAWS and HeliTAWS®—the helicopter industry's only certified panel-mount HTAWS that alerts against wires, terrain and obstacles.

Thales Avionics Inc.

140 Centennial Avenue
Piscataway Township, NJ 08854
<http://www.thalesgroup.com>
P: (732) 429-6433
F: (732) 242-6399
RAA Representative: John Weigner
Regional Sales Manager

Thales Avionics is an electronics group that designs, develops and produces electrical power generation systems for commercial and military sectors. Its products include generators, control units, transformer rectifier units, power converters and electrical motors. The group's avionics product line includes integrated modular avionics suites, cockpit display systems, flight management systems, flight control systems, and navigation and surveillance systems. Additionally, the group provides repair, distribution and logistical services. Thales Avionics, with a location in Edison, N.J., operates through a network of subsidiaries and certified repair stations in Europe, Africa, Middle East, Asia and North America. Thales Avionics employs more than 10,000 people.

True Blue Power

9400 E 34th St North
Wichita, KS 67226
P: (316) 630-0101
RAA Representative: Anne And
Events Coordinator

Mid-Continent Instruments and Avionics manufactures, overhauls and repairs aircraft instruments, avionics and advanced power solutions for the global aerospace industry. Serving 57 countries, Mid-Continent supports business and commercial aviation, unmanned aerial vehicles (UAV), defense, and special missions markets. The company manufactures more than 20,000 units per year and processes more than 15,000 units in its overhaul, exchange and repair operation. Mid-Continent's customer base includes original equipment manufacturers (OEMs), fixed base operators (FBOs), instrument and avionics shops, flight schools and government agencies. Mid-Continent products are found in most Cessna-built aircraft, Beechcraft, Cirrus, Diamond, Piper, Nextant Aerospace, Vulcanair, Robinson Helicopter, Airbus Helicopter, Bell Helicopter, Enstrom Helicopter, MD Helicopters, and many more. For additional information, please visit mcico.com.



Universal Avionics, an Elbit Systems Company

UNIVERSAL AVIONICS
an *Elbit Systems* Company

3260 East Universal Way
Tucson, AZ 85756
<http://www.uasc.com>

P: (520) 295-2300

F: (520) 295-2395

RAA Representative: Scott Campbell
Director of Sales

Universal Avionics is a leading manufacturer of innovative avionics systems offered as retrofit and forward-fit solutions for the largest diversification of regional and transport aircraft types in the industry. The company's solutions for LPV, ADS-B Out, CPDLC, and CPDLC DCL provide air carriers with increased capabilities and safety in order to meet the evolving Communication, Navigation, Surveillance/Air Traffic Management (CNS/ATM) requirements of the future.

Cleaning & Detailing Services (Paintings & Markings)

PPG Aerospace

12780 San Fernando Road
Sylmar, CA 91342
<http://www.ppgaerospace.com>
P: (818) 362-6711

PPG Aerospace is a leading manufacturer of original equipment and replacement aircraft transparencies, PRC aerospace sealants, DeSoto aerospace coatings, Surface Solutions paint removers, washes & waxes, and Semco application systems for all regional aircraft. PPG offers Total Service Solutions chemical management and operates a global Application Support Center network.

Communications

Bose Corporation

145 Pennsylvania Ave
Framingham, MA 01701
<http://www.bose.com>
P: (508) 766-8811

RAA Representative: Chris Wuerfl
AirLine Business Development Manager

Bose has provided high performance communication headsets for pilots for more than 25 years. Our products, including the A20 Aviation headset, are recognized for their high quality and reliability as well as for the comfort, clear communication and noise cancellation they provide. Our latest ProFlight Aviation Headset for professional and airline pilots builds on that reputation.

Component Manufacturing/ Repair & Overhaul

Aero Parts Mart, Inc.

4205 Stadium Dr STE 310
Fort Worth, TX 76133
<http://www.apmparts.com>
P: (817) 923-2894

RAA Representative: Noel VanHook
Business Development Manager

Aero Parts Mart, (APM) Engineering led company provides quality precision engineered FAA PMA products. Delivering engineered solutions, rapid manufacturing, improved reliability and reduced lead times. APM guarantees significant operational cost reductions meeting our global customer demands through PMA or Owner Produced Parts manufacturing. APM is AS9100C and ISO 9001:2008 Certified. Bringing Value to Aviation.

Aeroneuf Instruments Ltd

600 3rd Ave
Fabreville
Laval, Quebec H7R4J4 Canada
<http://www.aeroneuf.com>
P: (514) 631-2173

RAA Representative: Paul Nunes
President

Repair and Overhaul of instruments and avionics specializing in Bombardier, Embraer and ATR Turbo prop Aircraft as well as Jet variants.

Airstart

2425 Matheson Blvd East
Suite 800
Mississauga, Ontario L4W 5K4 Canada
<http://www.flyairstart.com>
P: (905) 361-6490

Aviatron, Inc.

25 Customs Drive
South Burlington, VT 05403-6067
<http://www.aviatron.com>
P: (802) 865-9318
F: (802) 862-9707

RAA Representative: Paul Mulley
Director of Sales & Marketing

Aviatron is an Air Cycle Machine and Air Starter Specialist, with a "No BER" guarantee. Our Capabilities also include Overhaul/Repair of Pneumatic Valves, Power Generation Components and Generator Control Units. Offering an in-house Engineering service and an active DER and PMA development program currently delivering proven reliability and substantial operational cost savings. Aviatron is a FAA and EASA certified repair station.

Barfield Precision Electronics

5000 Clark-A Clark Howell Hwy
Atlanta, GA 30349
<http://www.aeromaintenancegroup.com>
RAA Representative: Brad Darpel

The Aero Maintenance Group (AMG) of companies is recognized as a quality provider of aerospace repair and parts support services. AMG Precision Electronics, Atlanta, GA is a leading MRO provider for electronic, hydraulic, pneumatic, instrument and fuel components and accessories for ERJ, CRJ, ATR and other regional aircraft. AMG's component and accessory repair station, Aero Technologies, Miami, FL focuses on the repair of hydraulic, pneumatic, electro-mechanical and avionics. Flite Components, Dallas, TX specializes in composite and structural repairs including Radome, Thrust reversers, cowling, and flight control surfaces. AMG Air-Pro provides interior and safety equipment refurbishment and parts support including crew seats, slides and rafts.

First Aviation Services Inc.

First Aviation Services Inc.

15 Riverside Avenue
Westport, CT 06880
<http://www.firstaviation.com>
P: (203) 291-3300

RAA Representative: Joshua Krotec
Senior Vice President

First Aviation Services is a leading provider of component repair and overhaul, rotables management, PMA parts and related engineering services to the aviation industry worldwide. First Aviation subsidiaries Aerospace Turbine Rotables, Evolution Aerospace, and Piedmont Propulsion Systems support aircraft Propellers, Landing Gear, Hydraulic Systems, Flight Control Actuation Systems, various electronics, Oxygen System components, Fire Bottles, and composites with repair and overhaul and parts manufacturing/PMA services. Piedmont Propulsion Systems is the world's only FAA/EASA-certified MRO capable of overhauling all ATR, DHC8/Q400, Saab and Fokker propellers.

Fokker Services Americas

456 Aerotron Parkway
LaGrange, GA 30240
<http://www.fokkerservices.com>
P: (706) 812-1700
F: (706) 812-1701

RAA Representative: Leon Kouters
Regional Sales Director

Fokker Services with facilities in Europe, Asia and the Americas, we combine a heritage of OEM (design) knowledge, asset management and comprehensive in-house component MRO support to provide performance based logistic support programs for Airbus, Boeing, Bombardier (Dash 8, Q400 and CRJ) and Fokker aircraft. With our proven ABACUS program, we combine our large stock position, extensive exchange pools and sophisticated reliability monitoring tools with our in-house component repair and engineering capabilities to offer you guaranteed availability and predictable costs for all your Fokker and Bombardier (Dash 8, Q400 and CRJ) component support requirements.

Future Aviation Inc./ HEICO Aerospace

14111 Jetport Loop
Fort Myers, FL 33913
<http://www.futureaviation.com>
P: (239) 225-0101

HEICO Corporation is a successful and growing technology-driven aerospace, industrial, defense and electronics company. For more than 60 years, HEICO has thrived by providing customers with innovative and cost-saving products and services. HEICO's products are found on large commercial aircraft, regional, business and military aircraft, as well as on a large variety of industrial turbines, targeting systems, missiles and electro-optical devices.

Global Aerospace Corporation

7075 Fir Tree Drive
Mississauga, ON L5S 1J7 Canada
<http://www.globalaerospace.com>
P: (905) 678-6311

Global Aerospace Corporation provides component overhaul, lease and exchange capabilities for Hydraulic (landing gear, actuators, pumps, valves), Pneumatic (valves, air starters, air cycle machines), Mechanical (actuators, screw jacks, gearboxes) and Electrical (Oil Cooled AC Generators, APU Starters, blowers). Our approvals include Transport Canada AMO #160-93 and JAA #7031 and FAA Acceptance. We retain Approved Repair Station Certificates from major airlines around the world.

HEICO

3000 Taft Street
Hollywood, FL 33021
P: (954) 918-7717

RAA Representative: Rachel McGrath
Sr. Marketing & Events Specialist

HEICO Corporation is a successful and growing technology-driven aerospace, industrial, defense and electronics company. For more than 60 years, HEICO has thrived by providing customers with innovative and cost-saving products and services. HEICO's products are found on large commercial aircraft, regional, business and military aircraft, as well as on a large variety of industrial turbines, targeting systems, missiles and electro-optical devices.

Iliff Aircraft

3225 N. Sheridan Rd
Hangar 17
Tulsa, OK 74115
<http://www.iliffaircraft.com>
P: (918) 835-5554

RAA Representative: Brent Wells
President

Waste and water component specialist. ATA 38

Kamatics Corporation

1330 Blue Hills Avenue
Bloomfield, CT 06002
<http://www.Kamatics.com>

Kamatics Corporation, located in Bloomfield, Connecticut is a wholly owned subsidiary of the Kaman Corporation. Kamatics was founded in 1966 to develop improved bearings for the Kaman helicopters. Today, Kamatics manufactures high performance engineered mechanical products used in aviation and other industries. These products primarily consist of the Karon self-lubricating bearings, which are used on aircraft flight controls, landing gear, thrust reversers, engines and elsewhere. Kamatics bearings are used extensively throughout commercial jetliners, military aircraft, regional aircraft as well as business and personal aircraft. Kamatics holds PMA approval for thousands of bearings in support of these aircraft. Kamatics is also an FAA approved Repair Station completing repairs on landing gear components and other areas.

Pacific Southwest Instruments

1721 Railroad St
Corona, CA 92880
P: (951) 737-0790

RAA Representative: Steve Williams
Sr. Director, Business Development & Marketing

When PSI was founded in 1982, our goals were to provide high quality products and the best possible customer service. A diligent effort to meet these goals plus a lot of hard work has helped to establish PSI as a major aircraft instrument repair, overhaul and exchange company. Our rapid growth and worldwide acceptance show that customers appreciate the quality and support they have found at PSI.

StandardAero

6710N Scottsdale Road,
Suite 250
Scottsdale, AZ 85253
P: (682) 229-5483
RAA Representative: Darlene Hartig
Manager, Marketing Services

StandardAero, a 100 year old company, is one of the worlds largest independent providers of services including engine and airframe maintenance, repair and overhaul, engine component repair, engineering services, interior completions and paint applications. StandardAero serves a diverse array of customers in business and general aviation, airline, military, helicopter, components, energy and VIP completions markets. StandardAero provides a global service network of 13 primary facilities in the U.S., Canada, Europe, Singapore and Australia, plus over 50 sales and field service locations. StandardAero is an entity of Dubai Aerospace Enterprise (DAE) Ltd, a globally recognized aerospace company specializing in maintenance, repair and overhaul (MRO) services, aircraft completions and aircraft leasing.

STS Aviation Group

2000 NE Jensen Beach Blvd
Jensen Beach, FL 34957
<http://www.sts-cs.com>
RAA Representative: Darlene Hartig
President

STS Aviation Group is a fully integrated turnkey solutions provider with a common goal. Whether you need a single aircraft mechanic, a full range of Aviation Staffing, Engineering, Line Maintenance or Component Solutions, we are available to support you. STS is a recognized leader in providing A&P Staffing Services, Line Maintenance Services, Engineering Services and Component Distribution and Inventory Management Service to the global aviation market.

TP Aerospace

4544 W Russell Road Suite J
Las Vegas, NV 89118
P: (702) 768-0695
RAA Representative: Kirby Smith
Director of Sales

TP Aerospace is the leading aftermarket supplier of Wheels & Brakes, carrying the largest ready-to-go inventory in the market for most commercial, regional and commuter aircraft types. With warehouses in Copenhagen, Hamburg, Las Vegas, Orlando, Singapore, Dubai and Melbourne, we provide 24-7-365 support on sale, exchange, loan or lease basis. We offer all-inclusive exchange and cost-per-landing programs governed not only by guaranteed service levels, but also unmatched warranty-all at the right price. TP Aerospace can undertake retrofit exercises through tailor-made flat rate exchange programs, appealing both to airlines and leasing companies. TP Aerospace always buys surplus stock and welcomes information about any available material.

Distributor

3 Points Aviation

241 Conception Bay Highway
Conception Bay South, NFLD A1W 5J8 Canada
<http://www.3pointsaviation.com>
P: (703) 834-6034

3 Points Aviation is a supplier of aircraft rotables and consumables for the regional aircraft market.

AerFin Limited

Newton Road
Crawley, West Sussex RH10 9TS United Kingdom
P: 441293583219
RAA Representative: Toby Steele
Regional Sales Director

AerFin specialise in aircraft end of life services, offering leasing, technical consulting, trading and supply of equipment from entire aircraft through to piece part components for Airbus, Boeing and E-Jet.

AeroVision International

620 Ellis Rd
Muskegon, MI 49441
<http://www.aerovi.com>
P: (231) 799-9000
RAA Representative: Kathy Richards
Director of Operations

AeroVision specializes in providing aircraft, engine, and component services to Operators and MR&O facilities throughout the World. AeroVision has expertise with aircraft powered by PT6A, JT15D, TFE731, AE3007A1, PW500 and PW100 engines. AeroVision stocks a large inventory of aircraft, airframe, engines and components in new, overhaul, serviceable, repairable, or as removed condition.

Aviation Inventory Resources

PO Box 1999
Mansfield, TX 76063
<http://www.avinvres.com>
P: (817) 672-0060
RAA Representative: Paul Wahlstrom

Aviation Inventory Resources, Inc. provides support for regional aircraft and spare parts. Our inventory mainly consists of SAAB 340, ATR42/72, jetstream and metro. We are currently expanding our inventory to include embraer and other miscellaneous aircraft parts. Our well trained sales staff is available for any questions that you may have, as well as a 24 hour aog line for your after hours requirements. With our extensive inventory, we offer competitive pricing, exchange as well as leasing opportunities.

Herber Aircraft Service, Inc.

1401 E. Franklin Avenue
El Segundo, CA 90245
<http://www.herberaircraft.com>
P: (310) 322-9575


Since 1978 Herber Aircraft Service has been a manufacturer and repair center for superior quality FAA-approved harnesses and hoses. Herber is the largest distributor of Eaton Aeroquip fluid conveyance products, and a distributor of Flexfab, LORD, and Thermoid parts. You won't find a better, more cost-effective source for the parts you need to keep flying.



CF34[®]

Powering regional aircraft for over a quarter century

geaviation.com/CF34



Magellan Aviation Group

2345 Township Road #B
Charlotte, NC 28273
http://www.magellangroup.net
P: (704) 504-9204
F: (704) 504-9205
RAA Representative: Ron Hankins
Vice President, Regional Aircraft Division

Magellan Aviation Group is an internationally known provider of aftermarket aviation products and services to the commercial and regional airline industries. Magellan provides quality airframe and engine parts, aircraft and engine sales and leasing, as well as inventory management and consignment programs. We support three segments: commuter/regional turbo-prop, regional jet, and commercial narrow-and wide-body. Magellan Expendables specializes in OEM new and new surplus consumable and expendable aircraft materials. Specializing in hard to find, niche-based aircraft components, our inventory is focused on items with long lead times to help meet your needs for line maintenance, shop repairs/overhauls, or new projects.

Regional One

6750 NE 4th Court
Miami, FL 33138
http://www.regionalone.com
P: (305) 759-0670
RAA Representative: Tony Daponte
Director, Sales

Regional One, is a purchaser, lessor and seller of aircraft, aircraft parts, engines and engine parts and other related support items applicable to the Regional/Commuter aircraft worldwide. We offer a wide range of product & support services to meet our customer demands. Our extensive portfolio of available aircraft, engines and spares including avionics, hydraulic and fuel system rotables, LRU components, landing gears, propellers, insurance spares such as flight controls and expendables assures you, our customer we have what you need when you need it.

RIM Enterprises LLC

700 Center Point Road NE
Cedar Rapids, IA 52402
http://www.riment.com

RIM Enterprises, LLC is a premier global supplier of quality aircraft parts for exchange or outright sale. We offer solutions for your surplus avionics and rotatable inventory through acquisition or consignment opportunities. Our focus in corporate, regional and commercial turbine-powered aircraft allows us to customize aftermarket parts solutions for our customers.

Engine Manufacturer

GE Aviation

One Neumann Way
Room 242
Cincinnati, OH
http://www.geaviation.com
RAA Representative: Scott Garten
Manager

GE Aviation, an operating unit of General Electric Company (NYSE: GE), is a world-leading provider of commercial and military jet engines and components as well as integrated digital, electric power, and mechanical systems for aircraft. GE Aviation also has a global service network to support these offerings and provides flexible OnPoint service solutions tailored to meet the needs of the aviation markets.

Pratt & Whitney

400 Main Street
East Hartford, CT 06118
http://www.pw.utc.com
P: (860) 565-4321

Pratt & Whitney is a world leader in the design, manufacture and servicing of aircraft engines and auxiliary power units (APUs). For longer regional routes and routes with increasing demand, the Pratt & Whitney GTF™ engine family is enabling new-generation aircraft to fly more people, farther, while delivering up to 20% less fuel burn with far fewer emissions and much lower noise. For shorter regional routes, the PW100 turboprop engine family delivers the most versatile, reliable, fuel-efficient, environmentally friendly and high-performing engines in regional aviation. In addition to engines for aircraft propulsion, Pratt & Whitney also supplies APUs for a number of modern regional aircraft. Operators of Pratt & Whitney regional engines and APUs are supported by a large, global network of service centers, field support representatives and an increasing number of digital and service solutions to optimize operations and maintenance, and to extend time on wing.

Engine Repair, Overhaul & Modifications

AeroMotion Canada

278 Ave. Labrosse
Pointe Claire, H9R 5L8 Canada
http://www.aeromotion.ca
P: (514) 697-5872
RAA Representative: Gordon Youngson
V.P. Engineering & Material Management

Transport Canada Authorized Maintenance Organization (AMO 22-06) repairing & servicing PW100/150 and CF-34 turbine engines, QEC, aerospace welding and other related components.

Grypmat, Inc.

6886 Nancy Ave.
Celina, OH 45822
http://www.grypmat.com
P: (419)957-3983
RAA Representative: Ian Hoyt
Director, Aviation

Grypmat products are designed to increase efficiency, safety, and productivity in the aviation maintenance space. Our flexible, high friction tool trays allow tools to be placed where the work is being done while reducing FOD and overall maintenance time while increasing aircraft longevity.

Lufthansa Technik AERO Alzey GmbH



Rudolf-Diesel-Str. 10
Alzey, 55232 Germany
http://www.lhaero.com
P: +49 (0) 6731 497-0
F: +49 (0) 6731 497-197
RAA Representative: Raimund Schnell
VP Marketing & Sales

Independent service provider for CF34-3/-8/-10 series and PW100/ PW150 series engines with 30 years experience in MRO services for regional aircraft engines. Designated/authorised repair and overhaul facility, approved by FAA and EASA. Services comprise engine overhaul and repair, hot section inspection, engine conversions, worldwide on-site support and engineering services and a 24/7 AOG & Sales hotline With more than 70 units of lease engines, customers are supported in the most flexible and shortest time frame to keep the aircraft flying.

MTU Maintenance Berlin-Brandenburg GmbH

Dr.-Ernst-Zimmermann-Strasse 2
Ludwigfelde, Brandenburg, 14974 Germany
http://www.mtu-berlin.de
P: +49-3378-824-00
F: +49-3378-824-300
RAA Representative: Thomas Needham
VP Programs & Sales

MTU Maintenance is the global market leader in providing customized service solu-tions for aero engines. As engine experts, we offer a wide range of individually-tailored solutions encompassing innovative MRO services, integrated leasing and asset management. Our programs span the entire lifecycle of an engine, providing customers with minimized operational costs and maximized engine value. MTU Maintenance has been maintaining engines from the CF34 family (CF34–3,-8C/E,-10E) for 15 years and has provided MRO services to over 90 customers across the globe. Services are performed at MTU Maintenance Berlin-Brandenburg, a General Electric authorized CF34 service provider. MTU Maintenance performs over 100 off-wing shop visits per year.

StandardAero

6710 N. Scottsdale Rd.,
Suite 250
Scottsdale, AZ 85253
http://www.standardaero.com
P: (480) 377-3100
F: (480) 377-3105
RAA Representative: Todd Sywake
VP, Customer Programs

StandardAero is one of the world's largest independent providers of services including engine and airframe maintenance, repair and overhaul, engine component repair, engineering services, interior completions and paint applications. StandardAero serves a diverse array of customers in business and general aviation, airline, military, helicopter, components and energy markets. The company celebrated its 100th year of industry leadership in 2011.

Finance & Leasing

BeauTech Power Systems

1717 McKinney Ave
Suite 700
Dallas, TX 75202
http://www.beautech.aero
P: (469) 644-6970
RAA Representative: Chris Arras
VP Sales & Leasing

BeauTech Power Systems is an engine leasing and trading company focused on all variants of the CF34 engine and associated airframes. Please visit www.beautech.aero for additional information.

Jet Support Services, Inc. (JSSI)

180 North Stetson Ave.
29th Floor
Chicago, IL 60601
http://www.jetssupport.com
P: (312) 644-8716
RAA Representative: Kevin Thomas
SVP, Business Development & Strategic Planning

JSSI is the leading independent provider of hourly cost maintenance programs for all makes and models of airframes, engines and APUs. We offer comprehensive, flexible and affordable financial programs for managing the unpredictable costs of maintaining turbine-powered aircraft. JSSI serves customers globally and utilizes a worldwide team of certified Technical Advisors.

Flight Crew Products/ Services

Travelpro Products, Inc.

700 Banyan Trail
Boca Raton, FL 33431
http://www.Travelpro.com
P: (561) 998-2824
F: (561) 998-8487
RAA Representative: Patricia A. Duffy
Director of Sales- Airlines & Military

For over 25 years, Travelpro® has prided itself on design innovation and durability in crafting the highest quality luggage for travelers worldwide. Since transforming the ease of modern day travel with The Original Rollaboard® wheeled luggage, Travelpro has been the brand of choice for flight crews and frequent travelers on every continent. Today, Travelpro's spinner and Rollabord® suitcases, executive briefcases, rolling travel duffel bags, totes and backpacks are the choice of more than ninety airlines and frequent travelers worldwide. The company is dedicated to building a lifelong relationship with its customers by consistently meeting and exceeding their expectations.

Flight Planning Services

Jeppesen

55 Inverness Drive East
Englewood, CO 80112
P: (303) 326-4099
RAA Representative:Kimberly Kee
Events Marketing

Jeppesen is a leader in international aviation information services and integrates navigational, operational and logistics information to deliver innovative solutions to air, sea and land operators around the globe. Jeppesen is a subsidiary of Boeing Commercial Aviation Services, a unit of Boeing Commercial Airplane

Flight Training Simulators

CAE

8585 Cote-De-Liesse
Saint Laurent, Quebec H4T 1G6 Canada
http://www.cae.com

CAE is a world leader in providing simulation and modelling technologies and integrated training solutions for the civil aviation industry and defence forces around the globe. CAE employs more than 6,500 people at more than 75 sites and training locations in 20 countries. We have the largest installed base of civil and military full-flight simulators and training devices. Through our global network of 29 civil aviation and military training centres, we train more than 75,000 crewmembers yearly. We also offer modelling and simulation software to various market segments and, through CAE's professional services division, we assist customers with a wide range of simulation-based needs. CAE was founded in 1947 and is headquartered in Canada. With clients in more than 100 countries, CAE has the broadest global reach of any simulation and training equipment and services company on the market.

FlightSafety International

Marine Air Terminal- LaGuardia Airport
Flushing, NY 11371
http://www.flightsafety.com
RAA Representative: Terry Hibler
Director, Airline Marketing

Founded in 1951, FlightSafety International is the world's premier professional aviation training company and supplier of flight simulators, visual systems and displays to commercial, government and military organizations. As a factory authorized training provider for the vast majority of regional and business aircraft manufacturers, FlightSafety provides more than a million hours of training each year to pilots, technicians and other aviation professionals from 154 countries and independent territories. Many leading airlines around the world rely on FlightSafety for professional training services, and flight simulation equipment. We serve regional aircraft operators at 19 of our Learning Centers using a fleet of 85 flight simulators and other advanced technology training devices for aircraft manufactured by ATR, Bombardier, Embraer, Fairchild, Jetstream, Hawker Beechcraft and Saab. FlightSafety has designed and manufactured close to 600 simulators and other advanced technology training devices since 1978.

Government/Colleges/ Universities

California Aeronautical University

1450 Boughton Drive
Bakersfield, CA 93308
P: (661) 615-5915
RAA Representative: Matthew Johnston
President

Embry Riddle Aeronautical University

ATB Building PO Box 5190
Daytona Beach, FL 32114
P: (386) 226-6716
RAA Representative: Pablo Alvarez
Director of Admissions

Embry-Riddle is the world's largest, fully accredited university dedicated to the aviation and aerospace industry. Best Aerospace Engineering program in the nation for the last 15 consecutive years. Our degrees prepare students for exciting careers in business, computers, technology, security, intelligence, safety, aviation, and space. Campuses are located in Florida and Arizona.

Flight Safety Foundation

701 N. Fairfax Street
Suite 250
Alexandria, VA 22314
<http://www.flightsafety.org>
P: (703) 739-6700
RAA Representative: Louise Martin
Director of Membership

Since 1947, Flight Safety Foundation has helped protect everyone who benefits from air travel, everywhere in the world. The Foundation is an international non-profit organization exclusively chartered to provide impartial, independent, expert safety guidance and resources for the aviation and aerospace industry. Today, membership includes more than 1,000 organizations and individuals in 150+ countries. The Foundation is based in Alexandria, Virginia, U.S., and has a regional office in Melbourne, Australia.

Kent State University

P.O. Box 5190
<http://www.kent.edu/cae>
P: (330) 672-2892
F: (330) 672-2984
RAA Representative: Maureen R. McFarland, PhD
Senior Academic Program Director

Whether you choose the AABI accredited Aeronautics program or the ATMAE accredited Applied Engineering programs, we have a program designed to develop highly prepared, employable graduates. With facilities like air traffic control simulators, a foundry, CAD and computer labs, 3D prototyping, mechatronics, electronics, FANUC robots, hydraulics, energy and power, KSU airport, and many internship and co-op opportunities, our students receive practical experience so they are job ready upon graduation.

Minnesota State University, Mankato

328 Armstrong Hall
Mankato, MN 56001
<http://ed.mnsu.edu/aviation>
P: (507) 389-6116
RAA Representative: Tom Peterson
Faculty

Only accredited 4 year university aviation (professional pilot and management) program in Minnesota. Students graduate with a Bachelor of Science in Aviation.

Western Michigan University College of Aviation

237 North Helmer Road
Battle Creek, MI 49037
P: (269) 964-5768
RAA Representative: Tom Thinnes
Recruitment and Outreach Manager

The Ohio State University

228 Bolz Hall 2036 Neil Avenue
Columbus, OH 43210
<http://www.aviation.osu.edu>
P: (614) 292-7339
RAA Representative: Martin A. Rottler
Lecturer

University of Nebraska at Omaha Aviation Institute

6001 Dodge Street, CPACS 120
Omaha, NE 68182
P: (402) 554-3785
RAA Representative: Scott Vlasek
Faculty Member

Ground Support Equipment/Services/Fuel

Accessory Aero Group, LLC.

1112 Anne Street
Griffin, GA 30224
<http://www.aagatlanta.com>
P: (678) 692-8605
RAA Representative: Ron Byrd
President

ATEQ Aviation

35980 Industrial Rd
Livonia, MI 48150
<http://www.ateq-aviation.com>
P: (734) 838-3100
F: (734) 838-0644
RAA Representative: Patrick Brousseau
North American Sales Manager

ATEQ Aviation is a division of ATEQ Group which has locations in more than 40 countries and has been in the measurement testing industry since 1975. ATEQ Aviation is a worldwide aviation test equipment manufacturer of automated pitot/static testers & adaptors, bonding/loop resistance testers, battery charger/analyzers and leak detectors for aircraft manufacturing and maintenance. ATEQ instruments are known for being compact, accurate, reliable, user-friendly and cost-effective.

Tronair, Inc.

1740 Eber Rd.
Holland, OH 43528
<http://www.tronair.com>
P: (419) 866-6301

Tronair is the global leader for ground support equipment and is considered by many to be the best in quality and value for general aviation; business; regional; commercial; rotorcraft and military customers worldwide. Products include: towbars; electric towbarless tugs ranging in capacity from 30,000 to 100,000 lbs; tripod and axle jacks; tail, work, and engine stands; engine slings; compressor washers; hydraulic power units; ground power units; air start units; ram air turbine (RAT) test equipment; fluid service units; deicers; lavatory and potable water service units; air conditioning and pre conditioned air units; nitrogen and oxygen transport carts; landing gear service and much more. Tronairs quality, value and service create dependable products for customers worldwide.

THANK YOU TO ALL OF OUR 2018 SUMMER SEMINAR SPONSORS!

RAA Summer Seminars **JUNE 10 - 12, 2018**
Regional Airline Association



FSSolutions
Quality Service Since 1989



Travelpro®

The choice of flight crews
and frequent travelers.®



The Road to NextGen

The savvy approach to NextGen upgrades means thinking beyond ADS-B. Choose Universal Avionics SBAS-FMS for the foundation of your flight deck modernization, and discover the power of CPDLC data link and PBN.

Think beyond ADS-B. Equip with the best today to be ready for the future.

UNIVERSAL AVIONICS
an Elbit Systems Company

Proven Solutions for over 50 aircraft types

uas.com/nextgenroadmap

Legal

Littler Mendelson, P.C.

1150 17th St. NW
Suite 900
Washington, DC 20036
<http://www.littler.com>

Littler Mendelson, with more than 800 attorneys and 50 offices, is the largest U.S.-based law firm exclusively devoted to representing management in employment and labor law matters. As the only U.S. member of the Ius Laboris global alliance, Littler has extensive resources to address the needs of clients, from navigating employment laws and labor relations issues to applying corporate policies on a global basis. Established in 1942, Littler has litigated, mediated and negotiated some of the most influential employment law cases and labor contracts on record. For more information about Littler's global transportation practice, visit www.littler.com.

Maintenance & Repair Stations

1 Vision Aviation

2500 Keokuk Ave
Sioux City, IA 51111
<http://www.1vision.aero>
P: (712) 574-8727

RAA Representative: Jimmy Sponder
Owner

Full Service General Aviation Repair Shop.
145 Repair Shop

Aero-Craft Hydraulics



392 N. Smith Avenue
Corona, CA 92880
<http://www.aero-craft.com/>
P: (951) 736-4690

RAA Representative: Rod Guzman,
President & CEO

Aero-Craft Hydraulics, Inc. is one of the most reputable, full-service FAA and EASA repair stations in the industry. Maintenance, Repair, Overhaul (MRO) Aircraft Components and Accessories, Hydraulic, Fuel, Pneumatic, Electro-Mechanical. Certificate of Registration ISO 9001:2008/AS9110B. Additionally, we maintain a massive inventory of parts you need from the manufacturers you trust. We serve the airline component industry in ATA Chapters 25, 27, 28, 29, 32, 36, 52, and 73. Contact us right away to learn how we can assist you.

AeroKool Aviation



1495 SE 10th Avenue
Hialeah, FL 33010
<http://www.aerokool.com>
P: (305) 887-6912
F: (305) 885-2828

RAA Representative: Jennifer L. Giordano
VP Commercial Sales

Established in 1959, AeroKool Aviation is a global MRO leader in the repair & overhaul of airframe environmental control systems, heat transfer and oil & fuel pumping systems components. We support nearly all military, commercial, regional, transport, business and rotorcraft platforms. AeroKool is a FAA/EASA Certified 145 Repair Station and ISO 9001-2008/AS9100 Certified. For more information, please visit AeroKool's web site at www.aerokool.com

Aerostar, Inc.

2248 Michigan Ave
Mobile, AL 36615
P: (251) 269-0705

RAA Representative: Alan Howell
Director of MRO Sales

ATS Components

15050 Trinity Blvd.
Fort Worth, TX 76155
<http://www.TexasAirComposites.com>
P: (214) 673-9806

RAA Representative: Brady McGuinness
Director of Business Development

Av-DEC

1810 Mony Street
Fort Worth, TX 76102
<http://www.avdec.com>
P: (770) 335-1613

Aviation Devices and Electronic Components, L.L.C. (Av-DEC) is a Fort Worth, Texas, based company whose primary business focus is corrosion prevention in the aviation industry. Av-DEC was founded in order to address, reduce and prevent the debilitating effects of the aviation industries most significant and ongoing maintenance problem CORROSION. Since its inception, Av-DEC has invented and patented unique non-hazardous polyurethane products designed to accomplish these stated goals. The specific areas of focus include: -Aircraft antennas and mating surfaces- Antenna connector sealing- Aircraft structures- Cabin & Cargo bays-Wire harnesses- Connector sealing assemblies Av-DEC has expanded from solving corrosion related issues in the Commercial Airline market, to the Regional Airline and Military markets. Current products include: HiTak Polyurethane Antenna Gaskets (conductive), HiTak Polyurethane Tape (structural sealing), HiTak Polyurethane StretchSeal (connector sealing), and both SelfLeveling and Thixoflex injectable sealants. Av-Dec is an FAA approved 145 repair station (#AV6R204X) for wire harnesses.

AV8 PMA LLC

6100 West By Northwest Blvd. Suite 100
Houston, TX 77040
<http://www.av8pma.com>
P: (713) 589-2668

RAA Representative: Yoel Arnoni
Principal

Specializing in the overhaul and repair of Hawker landing gear, AV8 MRO has decades of experience in overhauling Hawker components. An FAA and EASA-Approved Repair Station, AV8 MRO brings decades of experience in overhauling Hawker components, specifically the repair and overhaul of Hawker landing gear.

Avianor Inc.

12405 Services A-2
Mirabel Int'l Airport
Mirbel, Quebec J7N1E4 Canada
www.avianor.com
P: (450) 476-9075
P U.S.#: (405) 570-3215
F: (450) 476-9292
RAA Representative: R. Rick Townsend
Vice President, Business Development

Avianor Inc. Founded in 1995, Avianor Inc. is a (23) year old privately-owned Canadian company with more than 360 highly trained, non-unionized employees. We are Transport Canada, F.A.A and EASA approved, with our facilities located at Mirabel Int'l Airport where we perform aircraft heavy maintenance, modification, cabin interior integration & refurbishment services along with interior surplus inventory sales for Commercial, Regional and Military aircraft.

Aviatechnik Corporation

325 Brunel Rd
Mississauga, ON L4Z 1Z5, Canada
http://aviatechnikcorp.com
P: (905) 890-7778
F: (905) 890-0774
RAA Representative: Kirill Bazhenov
Account Manager

Aviatechnik Corporation is Canadian owned and operated company, that specialises in Landing Gear repair/overhaul and lease/exchange services for regional and business aircraft as well as Repair/Overhaul of Hydraulic, Mechanical, Pneumatic, Electrical components and Composite Structures. TCCA, EASA, and ANAC approved MRO, as well as Bombardier Aerospace approved Supplier for Commercial Aircraft.

Brothers Aviation Maintenance Service Inc.

406 South Main Street
Clover, SC 29710
P: (803) 222-6006
RAA Representative: Brad DeBlicek
President

C & L Aerospace

40 Wyoming Ave
Bangor, ME 4401
http://www.cla.aero
P: (207) 217-6050

C&L Aerospace are a multinational aerospace company specializing in regional aircraft, and more particularly the Saab 340 aircraft. With offices in Australia, Europe, and USA we cover all Saab 340 operators and deal with most of them on a daily basis. We also deal with many Dash 8 and CRJ operators. C&L Aviation Services are an EASA and FAA approved aircraft maintenance facility located in Bangor Maine. We perform maintenance on most regional aircraft including Dash 8, CRJ, and Saab 340. Specializing in the Saab 340 aircraft C&L has a proven track record in maintenance of the Saab 340 aircraft and performs heavy maintenance for a number of operators around the world including being the major provider of maintenance to Saab Aircraft Leasing. Our ability to also supply leased aircraft and engines offer potential customers an unprecedented level of service and resources in the Saab 340 market.

Camtronics Group

122 W. Beechcraft Dr
Tulsa, OK 74132
P: (516) 523-4938
RAA Representative: Casey Kenney
Director of Sales & Marketing

Camtronics, LLC is an FAA/EASA repair station with Accessory, Airframe, Instrument and Radio licenses. We specialize in component repair for Major Airlines, Regional Airlines, Helicopter, Corporate, and General Aviation. Primary capability include repair of communication equipment, electrical components, instruments, and electro-mechanical components. We are your low cost and fast turn repair alternative. Camtronics centers in repair development programs which focus on enhanced reliability, performance improvement and significant cost savings for the operator.

Dean Baldwin Painting, LP

2395 Bulverde Rd
Suite 105
Bulverde, TX 78163
http://www.deanbaldwinpainting.com
P: (830) 438-5340
F: (830) 438-5345
RAA Representative: Richard Smith
VP of Business Development

For over 50 years Dean Baldwin Painting Lp. has been providing expert aircraft refinishing services to the aviation industry. Our well trained and experienced staff of over 350 professionals provide a broad range of services including, full aircraft strip and paint, flight control removal, balancing and re-install, aircraft weigh, minor maintenance and custom liveries for VIP and airline customers. The company has a total of 13 strip and paint bays across 3 locations AZ, NM and IN. The facility features include, temperature controlled bays with air filtration systems and independent water waste management systems. The Goodyear, AZ location offers strip and paint services as well as heavy aircraft maintenance supporting up to B767. The Roswell, New Mexico facility is a 165,000 sq. ft. FAA repair station (D5XR212Y) with six independent strip and paint bays. In March 2013, Dean Baldwin Painting began operating its new full service facility in Indiana.

MEKCO Group, Inc.

7500 NW 52 Street
Miami, FL
P: (305) 592-8859
RAA Representative: Alfredo Barrantes
Manager- Business Development

MEKCO Group is an FAA/EASA Repair Facility located in Miami, FL, with repairs and sales of In-Cabin Electronic Repairs, IFEC Product Line, Wireless Streaming Solution, Interior Plastic/Composite Repairs, committed to environmental standards, on wing repairs.

Midwest Aero Support, Inc.

1303 Turret Drive
Machesney Park, IL 61115
www.midwestaerosupport.com
P: (815) 222-4631
RAA Representative: Brent R Johnson
President

MAS is an FAA/EASA repair station specializing in the repair of pneumatic, mechanical, electrical, electronic components. MAS also has extensive composite repair capabilities and performs interior maintenance on passenger and crew seats as well as interior panels. MAS was established in 1989 and has been serving the Regional airline industry for 29 years. In addition to providing repair and maintenance services, MAS also manufactures a variety of electrical and electronic components and wire harnesses for the aerospace industry. We are centrally located 70 miles northwest of Chicago in Machesney Park, IL.

Phoenix Air Repair, Inc.

1842 E. 3rd Street
Suite 103
Tempe, AZ 85281
www.phxairrepair.com
P: (480) 730-7905
F: (480) 730-9952
RAA Representative: Perry Hogan
General Manager

Phoenix Air Repair, Inc. is the certified repair station of choice in the Valley of the Sun for specialized aircraft components. As an FAA/EASA repair station, Phoenix Air Repair, Inc. holds limited accessory, instrument, and radio ratings. We focus on the repair of components for Bombardier, Embraer, Boeing/Douglas, and Airbus aircraft electronics, avionics, and instruments. Phoenix Air Repair, Inc. was started in 1997 with just two full-time and two part-time employees. After our initial FAA certification, we began repairing the APU accessories that were being removed from dismantled Beck Aviation units. After eighteen months, we were able to expand in to electronics and aviation repair, as well. John Beck, president of Phoenix Air Repair, Inc., was soon able to lead the company to contracts with GE Capital, Intertrade, Pinnacle, Skywest, AWAC, PSA, Mesaba, Mesa, and AAR, and found that Phoenix Air Repair, Inc. soon became the company we are today.

Piedmont Propulsion Systems, LLC

4400 Lansing Drive
Winston-Salem, NC 27105
http://www.piedmontpropulsion.com
P: (203) 291-7709
RAA Representative: Joshua Krotec
President

For more than 60 years, major airlines, cargo operators, militaries, governments, and private operators worldwide have been turning to Piedmont Propulsion for their propeller maintenance and overhaul solutions. Piedmont is the most modern and largest dedicated propeller facility in the world with FAA Propeller Class 1 and Class 2 and EASA Repair Station ratings for all Dowty, Hamilton, Hartzell, and McCauley propellers. PPS is an authorized Hartzell and McCauley service center and the only facility in the world with FAA/EASA certification to overhaul all ATR and Dash 8/Q400 propeller types. PPS also supports with the same dedication to customer service, out-of-production propellers including the classic Dash-8, Saab 340, Saab 2000, Fokker 27/50/60, EMB-120, & DHC-6 platforms.

Premier Aviation Québec Inc.

800, 8e rue de l'Aéroport
Quebec G2G 2S6 Canada
www.premieraviation.ca
P: (888) 578-3369
F: (418) 948-8616
RAA Representative: JC Tewfik
VP Sales, Marketing & Services

Premier Aviation Quebec Inc. is an International primary provider of Regional airframe heavy maintenance with all back shops under one roof. Located at the Jean Lesage International Airport in Quebec city, Quebec, Canada, Premier Aviation Quebec Inc. is Transport Canada, FAA and EASA certified. Premier Aviation Quebec Inc. provides world-class cost-effectiveness and value-added MRO services to lessors and aircraft operators worldwide. We maintain all Regional types aircraft such as but not limited to: ERJ 135/145, CRJ 100-200-700-900, Dash 8 Family, ATR42/72 and SAAB340. Let our technician make your Heavy Maintenance experience Great Again!

Vanguard Aerospace

813 Ela Ave.
Waterford, WI 53185
http://www.vanguardaerospace.com
P: (414) 418-9569
RAA Representative: Jerrod Van Buren
President

Vanguard Aerospace is a FAA/EASA approved repair station specializing in airframe components and power supplies. Vanguard Aerospace provides both OEM and customized DER repairs to fit the customers needs and requirements.

WinAir

120 Bessemer Road
London, ON N0L1J0 Canada
P: (519) 691-0919 ext 430
RAA Representative: Jane Clayburn
Sales & Marketing Admin

WinAir is the most cost-efficient, easy-to-use, and structurally integrated maintenance and inventory control software system in the aviation industry.

News Services**The Weather Company**

1001 Summit Blvd NE
Brookhaven, GA 30319
http://www.theweathercompany.com

**Organizations/
Trade Associations****ALPA, Air Line Pilots Association, Int'l**

535 Herndon Parkway
Herndon, VA 20170
http://www.alpa.org

The Air Line Pilots Association, International (ALPA, Int'l) is the largest air line pilots union in the world, representing 59,000 pilots at 33 US and Canadian airlines.

Women in Aviation International

Women in Aviation International
3647 State Route 503 South
West Alexandria, OH 45381
P: (937) 839-4647
RAA Representative: Kerisa Citro
Conference and Events Director

Women in Aviation International is a nonprofit organization dedicated to the encouragement and advancement of women in all aviation career fields and interests. Our diverse membership includes astronauts, corporate pilots, maintenance technicians, air traffic controllers, business owners, educators, journalists, flight attendants, high school and university students, air show performers, airport managers and many others.

Publications

Aviation Week Network

AVIATION WEEK NETWORK

605 Third Avenue
21st Floor
New York, NY 10158
RAA Representative: Erving Dockery, Jr.
Manager, Events & Exhibitions
erving.dockery@aviationweek.com

Informa's Aviation Week Network is the largest multimedia information and services provider for the global aviation, aerospace and defense industries. Industry professionals rely on Aviation Week Network for analysis, marketing and intelligence. The product portfolio includes Aviation Week & Space Technology, AC-U-KWIK, Aircraft Blue Book, Airportdata.com, Air Charter Guide, Air Transport World, Aviation Daily, AviationWeek.com, Aviation Week Intelligence Network, Business & Commercial Aviation, Inside MRO, MRO-Network.com, ShowNews, SpeedNews, Fleet and MRO forecasts, global maintenance, repair and overhaul (MRO) tradeshow and aerospace & defense conferences.

HMG Aerospace LTD

103 Mytchett Road
Mytchett, Surrey GU16 6ES England
<http://www.hmgaerospace.com>

International publishers and event organisers dedicated to the aerospace industry.
• Mark Howells, Publisher.
• Bernie Baldwin, Editor of Low-Fare & Regional Airlines magazine.
• Samantha Backstrom, Media Sales Executive, Low-Fare & Regional Airlines magazine.

JETPUBS

900 Crest View Drive, Suite 130
Hudson, WI 54016
<http://www.jetpubs.com>
(715) 220-4232
RAA Representative: Larissa Fildes

With JETPUBS, manuals are more efficient and hassle-free. Through our online service, we manage your manuals, compliance, and consistency so you can focus solely on content. Full audits take minutes. Unlike software, we do the work for you, so you don't have to. Your result: a safer, more efficient airline.

Specialized Services

ARGUS International, Inc.

4240 Airport Road
Suite 300
Cincinnati, OH 45226
<http://www.argus.aero>
P: (513) 852-1010

ARGUS International Inc. (ARGUS) is a specialized aviation services company with global expertise. ARGUS subsidiaries include ARGUS PROS and PRISM. ARGUS PROS is the leading provider of on-site safety audits including IOSA, ISAGO, and BARS. PRISM offers the industry's most advanced Safety Management Systems (SMS) solutions and is a recognized certification consultant.

Avion Graphics

27192 Burbank
Attn: Pete
Foothill Ranch, CA 92610
<http://www.aviongraphics.com>
P: (949) 472-0438
F: (949) 768-3794
RAA Representative: Pete Gardikas
Sales

Avion Graphics is the source for all of your interior/exterior placard/stencil needs. All of our markings meet the highest quality standards, as illustrated by our privileged licensing agreement and FAA-PMA for all Boeing (BAC) markings. Our parts are made on the best materials available and always meet all FAR specifications. Low prices are a given with the massive volume of material we use as the industry leader. New or custom markings are quick and easy- our experienced staff will work with your engineers to tailor each individual part or entire a/c kit to your specific requirements. Our art department can even assist in designing special projects and drawings. We are also one of the only companies approved to convert 3M's A7322 and A7706, the only exterior decal materials made exclusively for aircraft use. Whatever stencil, decal, or placard you require Avion Graphics has got you covered!

Bill Thomas Associates Inc.

BTA INTERNATIONAL

25072 Anza Drive
Valencia, CA 91355
<http://www.BillThomasAssociates.com>
P: (661) 295-4968
F: (661) 295-0341
RAA Representative: Bill Bishop
Field Sales

BTA is the primary manufacturer of ATA 300 Specification Containers for the shipment of oxygen cylinders, wheels, brakes, batteries, avionics and other rotatable components. BTA's products provide a shipping solution that meets regulatory standards and protects the contents of more than 10,000 categorized rotatable part numbers.

CAP Logistics

4120 Jackson St.
Denver, CO 80216
P: (713) 826-1469
RAA Representative: Chuck McCoy
Director-Business Development

CAP Logistics is an all inclusive critical logistics solutions provider offering same day and next day services including hot shots and charters or something more specialized like a hand-carry. Our transportation specialists use blended services and specialized equipment to make sure your shipment arrives safely and on time or something more specialized like a hand-carry we have the air freight options you'll need. Also, by communicating progressive shipment information, our operations specialist are able to keep all parties constantly updated with freight status.

FSSOLUTIONS



100 Highpoint Drive
Suite 102
Chalfont, PA 18914
www.fssolutions.com
P: (800) 732-3784
F: (267) 607-5087
RAA Representative: Kat Molik
Director of Business Development- Aviation

FSSolutions, founded in 1989, is the recognized industry leader in workplace compliance management services. Known for our regulatory, legal and technical expertise in policies and procedures, we offer a full range of workplace screening services including: drug and alcohol testing, background screening & occupational health management services. Certified laboratories and a national network of sites ensure compliance with all DOT/FAA regulations. Our mission is to assist our clients in improving workforce health and safety through innovative technology and quality service.

Garmin

United States
<http://www.garmin.com/en-US>

We make products that are engineered on the inside for life on the outside. We do this, so our customers can make the most of the time they spend pursuing their passions. With more than 11,500 associates in 60 offices around the world, we bring GPS navigation and wearable technology to the automotive, aviation, marine, outdoor and fitness markets. We think every day is an opportunity to innovate, and a chance to beat yesterday.

HQ Aero Management

167 Airplane Ave
Bridgeport, WV 26330
<http://www.hqaero.com>
P: (304) 848-0900
RAA Representative: Ron Eagle
President

A Premier Aviation Recruitment Services Company. We specialize in hiring all categories of aircraft technicians to provide manpower to service centers, repair stations, and aircraft manufacturers. We provide Aviation Technicians on a direct or contract basis to customers who have immediate manpower requirements. Whatever your requirement may be, you have our commitment to provide the very best service possible, wherever and whenever your need arises. Our technicians offer you total flexibility to deal with the ever-changing needs of the aviation industry. They provide an efficient and cost effective solution when you require extra help to complete an unexpected or unscheduled repair. Count on our people to ensure on-time project delivery of your regularly scheduled maintenance, modification or overhaul programs. We are dedicated to matching the employee to the customer, not just filling a position.

JD Aero Technical Inc.

13-475 Airport Road
Sault Ste Marie, Ontario, P6A5K6 Canada
<http://www.jdaeromaintenance.com>
P: (705) 779-3977

Established in 2007, JD Aero Technical is a Canadian privately owned company that strives to provide a broad range of maintenance, inspection and management services. Now in our seventh year of operation as an AMO, we have become a key player in aviation operations worldwide. We are involved in projects in North and South America, Europe, Africa, the Middle East and Asia Pacific regions, making us a true global support company. Our specialty is Bombardier Dash 8 (DHC-8) and Regional Jet (CRJ) aircraft maintenance and technical support. We provide line and heavy aircraft maintenance support, contract aircraft maintenance engineer (A.M.E) manpower resources, aircraft audit, inspection, pre-buy, lease return and technical consulting services.

MTU Maintenance

LIFETIME EXCELLENCE

MTU Maintenance, the world leader in independent engine services. As engine experts, we focus on maximizing your earnings and optimizing costs during the life cycle of the engine and beyond. With decades of experience, we offer tailored solutions encompassing innovative MRO services, integrated leasing and best-of-breed asset management. There is always a better solution for your engines, MTU has it.

www.mtu.de/maintenance

M & H Uniforms

843 Stanton Rd.
Burlingame, CA 94010
<http://mandhuniforams.com>
P: (800) 888-9927
RAA Representative: Olivia Nasir
VP Sales

M & H Uniforms has been outfitting the airlines for over 55 years. We start with the best fabrics in the industry and great patterns and we can work with each Airline to customize and match their unique requirements. M & H Uniforms is family owned and operated and we understand the special nuances of the aviation industry.

OMS

1359 E. Sample Road
Pompano Beach, FL 33064
<http://www.overseasmanpower.com>
P: (954) 364-7814
RAA Representative: Shayne Epstein
President

Since our inception in 2001, Overseas Manpower Solutions (OMS) has placed thousands of talented and compassionate nurses, physical therapists and pilots from Brazil, India, Bangladesh and the Philippines in quality organizations throughout the United States. And working with us couldn't be any easier. We manage the entire process for our candidates, including training, exams, licensure, immigration, travel, and assistance in settling in the U.S. Whether you're seeking a nurse, physical therapist or pilot opportunity in the U.S. or are a company in need of talented professionals for your organization, Simply let us know and we'll handle the rest!

RCMBT

89 Mojave Cres.
Richmond Hill, ON L4S 1R7 Canada
<http://www.rcmbt.com>
P: (905) 264-7501
RAA Representative: Paul Vascotto
President

We provide customized data reliability and parts predictive analytics services to airlines and OEMs.

Travel Services

Accommodations Plus International (API)

265 Broadhollow Road
Melville, NY 11747
P: (952) 473-0052
RAA Representative: Rob Miller
Vice President Business Development
Accommodations Plus International (API) was founded in 1984 on the principles of integrity and professionalism as a solution provider to the airline industry specializing in the handling of hotel accommodations for airline crews as well as business and leisure travel. As a full service travel management company, API includes a suite of technology solutions that streamline the process of securing accommodations. These systems include a comprehensive end-to-end management of the airline crew travel room bookings with centralized billing and reconciliation; crew information and feedback solution enhancing the experience of the crew members and providing airline management with full reporting on all activity for the crew hotels; an online booking capability with instant confirmation of airline crew and other preferred rates for business and leisure travel. API's transparent pricing model and advanced suite of solutions offer our airline clients an optimized solution that will simplify operations and result in savings.

Better Business Connection, Inc.

P.O. Box 16387
Washington, DC 20041
<http://www.bbcexpress.com>
P: (703) 707-2020
RAA Representative: Ferras
Vice President
BBC Express is a ground passenger transportation service provider.

Hotel Connections

6100 Blue Lagoon Dr
Suite 310
Miami, FL 33126
P: (651) 338-6410
RAA Representative: Reneice Haglund
Account Director
Hotel Connections created the market specializing in the innovation to manage airline CREW ACCOMMODATIONS and continues to be the Global Leader in the airline industry providing personalized service required by each airline in a professional environment. Hotel Connections is a full service travel management company providing a broad technology suite to

accommodate any airline needs to successfully streamline processes and provide cost reductions. The robust proprietary software especially designed for airlines scheduling, room block management, centralized invoicing with comprehensive audit checkpoints, online booking platform with auto confirmation numbers used by crew scheduling, corporate staff and employees who wish to book leisure travel; A mobile app to optimize the crew experience of receiving hotel information on their current overnights and submitting instant feedback on their hotel stays is a valuable addition to our technology suite.

Ricardo

6329 226th St
Kent, WA 98032
<http://www.ricardobeverlyhills.com>
P: (425) 207-1937
RAA Representative: Paul Sarazin
President

Skyservice Business Aviation

6120 Midfield Road
Mississauga, Ontario L5P 1B1 Canada
P: (905) 678-5770
Founded in 1986, Skyservice™ is Canada's leader in business aviation. With facilities in Calgary, Toronto, Ottawa and Montreal, Skyservice™ is dedicated to world-class service and the highest levels of safety and security. Our skilled Maintenance teams, outstanding Fixed Base Operations facilities, first-class Aircraft Management, Charter Services, Aircraft Sales and HondaJet aircraft sales provide our customers with an experience that truly is air travel, evolved.

Travelliance

10225 Yellow Circle Drive
Minnetonka, MN 55343
<http://www.travellianceinc.com>
P: (952) 767-6355

Travelliance (www.travellianceinc.com) is a leading full-service lodging and transportation management company specializing in airline crew, distressed passenger, employee travel, and corporate travel management services. The company utilizes best in class technology with 35 years of proven savings in reducing lodging and transportation costs. Travelliance serves over 70 airlines with offices and onsite locations in over 20 cities around the world.

The Greatest Value in Aviation Training

Quality • Experience
Service • Technology



Your Most Trusted Safety Partner

Customers choose FlightSafety for our unequalled experience, master instructors and advanced-technology training devices. But they return for the consistent value they receive in every safety-focused training program we offer. At each of our numerous locations that span the globe, Customers know they're trained by experts, and assisted by FlightSafety teammates who go above and beyond to ensure the best possible experience. With unmatched service and support, Customers become part of the FlightSafety family during and after their training. They train on precision simulators designed and manufactured by engineers and technicians with decades of real-world training experience to match today's sophisticated aircraft. Expect the greatest value from your most trusted training provider. Only FlightSafety delivers it.

Unmatched Advantages

- 1,800 master instructors deliver 1.4 million hours of instruction annually
- Outstanding Customer service, amenities and benefits including Proficiency Protection
- Global network of Learning Centers provides worldwide reach for training
- Unequaled advanced training programs and most complete range of courses
- Master Aviator™ takes pilots beyond proficiency delivering the highest standard in safety
- Largest fleet of advanced-technology simulators manufactured by our experts
- Dedicated to enhancing aviation safety since 1951



Aviation professionals from around the world trust us to provide the highest-quality training and outstanding service. More than 1,800 highly experienced professional instructors deliver aircraft- and mission-specific courses, using our comprehensive training systems and advanced-technology flight simulators designed to enhance safety. Trust your training to FlightSafety. You'll see why so many aviation professionals make the same choice. And have since 1951.

For more information, please contact Steve Gross, Senior Vice President, Commercial
314.785.7815 • sales@flightsafety.com • flightsafety.com • A Berkshire Hathaway company

FlightSafety
international

U.S. Part 135/Part 121 Certificated Air Carriers

Regional Airline RAA Member Airline

Q5	40-Mile Air
AJQ	Aerodynamics Inc. d/b/a SkyValue d/b/a SkyValue Airways
1YQ	Air Charter, Inc d/b/a Air Flamenco
X4	Air Excursions LLC
AAT	Air Sunshine Inc.
ZW	Air Wisconsin Airlines Corp
AS	Alaska Airlines Inc.
G4	Allegiant Air
AA	American Airlines Inc.
7S	Arctic Transportation
8E	Bering Air Inc.
Z3	Bidzy Ta Hot Aana, Inc. d/b/a Tanana Air Service
4B	Boutique Air
9K	Cape Air
LF	CFM Inc d/b/a Contour Airlines d/b/a One Jet Shuttle
1QQ	City Wings Inc dba Seafight
C5	Commutair Aka Champlain Enterprises, Inc.
CP	Compass Airlines
DL	Delta Air Lines Inc.
2JQ	Delux Public Charter LLC
2HQ	Elite Airways LLC
ELL	Ellis Air Taxi Inc.
EM	Empire Airlines Inc.
9E	Endeavor Air Inc.
MQ	Envoy Air
7H	Era Aviation
EV	ExpressJet Airlines Inc.
WST	Friday Harbor Seaplanes
F9	Frontier Airlines Inc.
22Q	Gem Air LLC

G7	GoJet Airlines LLC d/b/a United Express
YR	Grand Canyon Airlines, Inc. d/b/a Grand Canyon Airlines d/b/a Scenic Airlines
GV	Grant Aviation
ZK	Great Lakes Airlines
H6	Hageland Aviation Service
HBQ	Harris Air Services
HA	Hawaiian Airlines Inc.
QX	Horizon Air
V8	Iliamna Air Taxi
WP	Island Air Hawaii
2O	Island Air Service
2EQ	J&M Alaska Air Tours, Inc. d/b/a Alaska Air Transit
B6	JetBlue Airways
J5	Kalinin Aviation LLC d/b/a Alaska Seaplanes
KAT	Katmai Air
KAH	Kenmore Air Harbor
38Q	Key Lime Air Corporation
1PQ	Makani Kai Air Charters
28Q	Menagerie Enterprises Inc d/b/a Monarch Air
YV	Mesa Airlines Inc.
MW	Mokulele Flight Services, Inc.
OMQ	Multi-Aero, Inc. d/b/a Air Choice One
N8	National Air Cargo Group Inc d/b/a National Airlines
NEW	New England Airlines Inc.
3F	Pacific Airways, Inc.
K2	Paklook Air, Inc d/b/a/ Airlift Alaska d/b/a/ Yute Commuter Service
KS	Peninsula Airways Inc.
PT	Piedmont Airlines
OH	PSA Airlines Inc.
RVQ	Reeve Air Alaska, LLC

YX	Republic Airline
I4	Scott Air LLC dba Island Air Express
SEB	Seaborne Virgin Islands, Inc.
3M	Silver Airways
OO	SkyWest Airlines Inc.
2E	Smokey Bay Air Inc.
WN	Southwest Airlines Co.
SNK	Spirit Airways Inc.
NK	Spirit Air Lines
1SQ	Star Marianas Air Inc.
1RQ	Sun Air Express LLC dba Sun Air International
SY	Sun Country Airlines d/b/a MN Airlines
5V	Tatonduk Outfitters Limited d/b/a Everts Air Alaska and Everts Air Cargo
04Q	Tradewind Aviation
2TQ	Trans Northern Airways d/b/a Air Unlimited Charter Services
AX	Trans States Airlines
1WQ	Ultimate JetCharters LLC dba Ultimate Air Shuttle
UA	United Air Lines Inc.
K3	Venture Travel LLC d/b/a Taquan Air Service
1AQ	Via Airlines d/b/a Charter Air Transport
VI	Vieques Air Link Inc.
VX	Virgin America
4W	Warbelow
WRD	Ward Air
8V	Wright Air Service
4Y	Yute Air Aka Flight Alaska

U.S. Airport Codes

ABE	ALLENTOWN, PENNSYLVANIA	AKP	ANAKTUVUK PASS, ALASKA	AUG	AUGUSTA, MAINE	BKG	BRANSON AIRPORT, MISSOURI	BUF	BUFFALO, NEW YORK	CKB	CLARKSBURG, WEST VIRGINIA	CWA	WAUSAU, WISCONSIN
ABI	ABILENE, TEXAS	ALB	ALBANY, NEW YORK	AUK	ALAKANUK, ALASKA	BKL	CLEVELAND (BURKE), OHIO	BUR	BURBANK, CALIFORNIA	CKX	CHICKEN, ALASKA	CFX	COLDFOOT, ALASKA
ABL	AMBLER, ALASKA	ALO	WATERLOO, IOWA	AUS	AUSTIN, TEXAS	BKW	BECKLEY, WEST VIRGINIA	BWI	BALTIMORE, MARYLAND	CLD	CARLSBAD, CALIFORNIA	CYF	CHEFONAK, ALASKA
ABQ	ALBUQUERQUE, NEW MEXICO	ALS	ALAMOS, COLORADO	AVL	ASHEVILLE, NORTH CAROLINA	BLD	BOULDER CITY AIRPORT, NEVADA	BZN	BOZEMAN, MONTANA	CLE	CLEVELAND, OHIO	CYS	CHEYENNE, WYOMING
ABR	ABERDEEN, SOUTH DAKOTA	ALW	WALLA WALLA, WASHINGTON	AVP	WILKES-BARRE/SCRANTON, PENNSYLVANIA	BLI	BELLINGHAM, WASHINGTON	CAE	COLUMBIA, SOUTH CAROLINA	CLL	COLLEGE STATION, TEXAS	DAB	DAYTONA BEACH, FLORIDA
ABY	ALBANY, GEORGIA	ALZ	ALITAK, ALASKA	AZA	WILLIAMS GATEWAY, ARIZONA	BLV	BELLEVILLE (SCOTT AFB), ILLINOIS	CAK	AKRON/CANTON, OHIO	CLP	CLARK'S POINT, ALASKA	DAL	DALLAS LOVE, TEXAS
ACK	NANTUCKET, MASSACHUSETTS	AMA	AMARILLO, TEXAS	AZO	KALAMAZOO, MICHIGAN	BMI	BLOOMINGTON, ILLINOIS	CCR	CONCORD, CALIFORNIA	CLT	CHARLOTTE, NORTH CAROLINA	DAY	DAYTON, OHIO
ACT	WACO, TEXAS	ANC	ANCHORAGE, ALASKA	BDL	HARTFORD CT/SPRINGFIELD, CONNECTICUT	BNA	NASHVILLE, TENNESSEE	CDB	COLD BAY, ALASKA	CMH	COLUMBUS, OHIO	DBQ	DUBUQUE, IOWA
ACV	EUREKA/ARCATA, CALIFORNIA	ANI	ANIAK, ALASKA	BET	BETHEL, ALASKA	BOI	BOISE, IDAHO	CDC	CEDAR CITY, UTAH	CFM	CHAMPAIGN, ILLINOIS	DCA	WASHINGTON NATIONAL, VIRGINIA
ACY	ATLANTIC CITY, NEW JERSEY	ANV	ANVIK, ALASKA	BFD	BRADFORD, PENNSYLVANIA	BOS	BOSTON, MASSACHUSETTS	CDR	CHADRON, NEBRASKA	CMX	HANDCOCK, MICHIGAN	DDC	DODGE CITY, KANSAS
ADK	ADAK IS., ALASKA	ADO	ALTOONA, PENNSYLVANIA	BFF	SCOTTSBLUFF, NEBRASKA	BPT	BEAUMONT/PT. ARTHUR, TEXAS	CDV	CORDOVA, ALASKA	CNM	CARLSBAD, NEW MEXICO	DEC	DECATUR, ILLINOIS
ADO	KODIAK, ALASKA	AOS	AMOOK, ALASKA	BFI	SEATTLE/TACOMA (BOEING), WASHINGTON	BQM	BRUNSWICK, GEORGIA	CEC	CRESCENT CITY, CALIFORNIA	CNY	MOAB, UTAH	DEN	DENVER, COLORADO
AET	ALLAKAKET, ALASKA	APF	NAPLES, FLORIDA	BFL	BAKERSFIELD, CALIFORNIA	BQN	AGUIADILLA, PUERTO RICO	CEM	CENTRAL, ALASKA	COD	CODY, WYOMING	DFW	DALLAS/FORT WORTH, TEXAS
AEX	ALEXANDRIA, LOUISIANA	APN	ALPENA, MICHIGAN	BGM	BINGHAMTON, NEW YORK	BRD	BRainerd, MINNESOTA	CEZ	CORTEZ, COLORADO	DHN	DODHAN, ALABAMA	DIA	DAYTONA BEACH, FLORIDA
AGN	ANGON, ALASKA	ARC	ARCTIC VILLAGE, ALASKA	BGR	BANGOR, MAINE	BRL	BURLINGTON, IOWA	CGA	CRAIG, ALASKA	COU	COLUMBIA, MISSOURI	DIK	DICKINSON, NORTH DAKOTA
AGS	AUGUSTA, GEORGIA	ART	WATERTOWN, NEW YORK	BHB	BAR HARBOR, MAINE	BRO	BROWNSVILLE, TEXAS	CGI	CAPE GIRARDEAU, MISSOURI	CPR	CASPER, WYOMING	DJN	DELTA JUNCTION, ALASKA
AIA	ALLIANCE, NEBRASKA	ASE	ASPEN, COLORADO	BHM	BIRMINGHAM, ALABAMA	BRW	BARRROW, ALASKA	CHT	CHATTANOOGA, TENNESSEE	CPX	CULEBRA, PUERTO RICO	DLN	DILLINGHAM, ALASKA
AIN	WAINWRIGHT, ALASKA	ATK	ATOGASUK, ALASKA	BID	BLOCK IS., RHODE ISLAND	BTH	BARTER ISLAND, ALASKA	CHO	CHARLOTTEVILLE, VIRGINIA	CRP	CORPUS CHRISTI, TEXAS	DLH	DULUTH MN/SUPERIOR, MINNESOTA
AKB	ATKA, ALASKA	ATL	ATLANTA HARTSFIELD-JACKSON, GEORGIA	BIL	BILLINGS, MONTANA	BTM	BUTTE, MONTANA	CHS	CHARLESTON, SOUTH CAROLINA	CRW	CHARLESTON, WEST VIRGINIA	DRG	DEERING, ALASKA
AKI	AKIAK, ALASKA	ATT	ATMAUTLUAK, ALASKA	BIS	BISMARCK, NORTH DAKOTA	BTR	BATON ROUGE, LOUISIANA	CID	CEDAR RAPIDS/IOWA CITY, IOWA	CSG	COLUMBUS, GEORGIA	DRO	DURANGO, COLORADO
AKK	AKHOK, ALASKA	ATW	APPLETON, WISCONSIN	BJI	BEMIDJI, MINNESOTA	BTT	BTTLES, ALASKA	CIK	CHALKYITSIK, ALASKA	CVG	CINCINNATI, KENTUCKY	DRT	DEL RIO, TEXAS
AKN	KING SALMON, ALASKA	ATY	WATERTOWN, SOUTH DAKOTA	BKC	BUCKLAND, ALASKA	BTV	BURLINGTON, VERMONT	CIU	SAULT STE. MARIE, MICHIGAN	CVN	CLOVIS, NEW MEXICO	DSI	DESTIN, FLORIDA

U.S. Airport Codes (cont'd)

DSM	DES MOINES, IOWA	GST	GUSTAVUS, ALASKA	KCL	CHIGNIK, ALASKA	LUP	KALAUAPAPA, HAWAII	OKC	OKLAHOMA CITY, OKLAHOMA	RKS	ROCK SPRINGS, WYOMING	TCT	TAKOTNA, ALASKA
DTW	DETROIT, MICHIGAN	GTF	GREAT FALLS, MONTANA	KCQ	CHIGNIK, ALASKA	LUR	CAPE LISBURNE, ALASKA	OLF	WOLF POINT, MONTANA	RMP	RAMPART, ALASKA	TEB	TETERBORO, NEW JERSEY
DUJ	DU BOIS, PENNSYLVANIA	GTR	COLUMBUS/STARKVILLE/WEST PT, MISSISSIPPI	KEB	ENGLISH BAY, ALASKA	LWB	GREENBRIER, WEST VIRGINIA	OLH	OLD HARBOR, ALASKA	RNO	RENO, NEVADA	TEX	TELLURIDE, COLORADO
DUT	DUTCH HARBOR, ALASKA	GLC	GLUNNISON, COLORADO	KEH	SEATTLE/TACOMA (KENMORE), WASHINGTON	LWS	LEWISTON, IDAHO	OMA	OMAHA, NEBRASKA	ROA	ROANOKE, VIRGINIA	TKJ	TOK, ALASKA
DVL	DEVILS LAKE, NORTH DAKOTA	HCR	HOLY CROSS, ALASKA	KEK	EKWOK, ALASKA	LYH	LYNCHBURG, VIRGINIA	OME	NOME, ALASKA	ROC	ROCHESTER, NEW YORK	TLA	TELLER, ALASKA
EAA	EAGLE, ALASKA	HON	STEAMBOAT SPRINGS, COLORADO	KFP	FALSE PASS, ALASKA	MAF	MIDLAND/ODESSA, TEXAS	OMT	ONTARIO, CALIFORNIA	ROW	ROSWELL, NEW MEXICO	TLH	TALLHASSEE, FLORIDA
EAR	KEARNEY, NEBRASKA	HGR	HAGERSTOWN, MARYLAND	KGK	KOJUGANEK, ALASKA	MAZ	MAYAGUEZ, PUERTO RICO	OOK	TOISOOK BAY, ALASKA	RSB	RUSSIAN MISSION, ALASKA	TLJ	TALLAHASSEE, FLORIDA
EAT	WENATCHEE, WASHINGTON	HWH	HILTON HEAD ISLAND, SOUTH CAROLINA	KGX	GRAYLING, ALASKA	MBL	MANISTEE, MICHIGAN	ORD	CHICAGO O'HARE, ILLINOIS	RST	ROCHESTER, MINNESOTA	TLT	TULUAK, ALASKA
EAU	EAU CLAIRE, WISCONSIN	HIB	HIBBING, MINNESOTA	KKA	KOYUK, ALASKA	MBS	SAGINAW, MICHIGAN	ORF	NORFOLK/VA. BEACH/WMBG, VIRGINIA	RSW	FORT MYERS, FLORIDA	TNC	TIN CITY, ALASKA
ECP	NW FLORIDA BEACHES INTERNATIONAL AIRPORT, FLORIDA	HKB	HEALY LAKE, ALASKA	KKB	KITOI, ALASKA	MCE	MERCED, CALIFORNIA	ORH	WORCESTER, MASSACHUSETTS	RUT	RUTLAND, VERMONT	TNK	TUNUNAK, ALASKA
ED	EINA BAY, ALASKA	HLN	HELENA, MONTANA	KKH	KONGIGANAK, ALASKA	MGF	MC GRATH, ALASKA	ORI	PORT LIONS, ALASKA	SAF	SANTA FE, NEW MEXICO	TOG	TODIAK, ALASKA
EEK	EEK, ALASKA	HNH	HOONAH, ALASKA	KKJ	AKIACHAK, ALASKA	MCI	KANSAS CITY, MISSOURI	ORT	NORTHWAY, ALASKA	SAN	SAN DIEGO, CALIFORNIA	TOL	TOLEDO, OHIO
EGE	VAIL/EAGLE, COLORADO	HNL	HONOLULU, HAWAII	KLG	KALSAG, ALASKA	MCK	MC COOK, NEBRASKA	ORV	NORVOK, ALASKA	SAT	SAN ANTONIO, TEXAS	TPA	TAMPA, FLORIDA
EGX	ESEGIK, ALASKA	HNM	HANA, HAWAII	KLL	LEVELOCK, ALASKA	MCN	MACON, GEORGIA	OTH	NORTH BEND, OREGON	SAV	SAVANNAH, GEORGIA	TRF	TRI-CITY AIRPORT, TENNESSEE
EKO	KOIK, NEVADA	HNS	HAINES, ALASKA	KLN	LARSEN BAY, ALASKA	MCO	ORLANDO, FLORIDA	OTZ	KOTZEBUE, ALASKA	SBA	SANTA BARBARA, CALIFORNIA	TTN	TRENTON, NEW JERSEY
ELD	EL DORADO, ARKANSAS	HOB	HOBBS, NEW MEXICO	KLW	KLAWOCK, ALASKA	MCW	MASON CITY, IOWA	OWB	OWENSBORO, KENTUCKY	SEN	SOUTH BEND, INDIANA	TUL	TULSA, OKLAHOMA
ELJ	ELIM, ALASKA	HOM	HOMER, ALASKA	KMO	MANOKOTAK, ALASKA	MOT	HARRISBURG, PENNSYLVANIA	PAH	PADUCAH, KENTUCKY	SBP	SAN LUIS OBISPO, CALIFORNIA	TUP	TUPELO, MISSISSIPPI
ELM	ELMIRA, NEW YORK	HOT	HOT SPRINGS, ARKANSAS	KMY	MOSER BAY, ALASKA	MDW	CHICAGO MIDWAY, ILLINOIS	PBG	PLATTSBURGH, NEW YORK	SEY	SALISBURY, MARYLAND	TUS	TUCSON, ARIZONA
ELP	EL PASO, TEXAS	HOU	HOUSTON HOBBY, TEXAS	KNK	KAKHONAK, ALASKA	MDX	MERIDIAN, MISSISSIPPI	PBI	WEST PALM BEACH, FLORIDA	SOC	SANTA FE, NEW MEXICO	TYC	TRAVIS AFB, TEXAS
EMK	EMMONAK, ALASKA	HPB	HOOPER BAY, ALASKA	KNW	NEW STUYAHOK, ALASKA	MEM	MEMPHIS, TENNESSEE	PDB	PEDRO BAY, ALASKA	SCE	STATE COLLEGE, PENNSYLVANIA	TVF	THIF RIVER FALLS, MINNESOTA
ENA	KENAI, ALASKA	HPN	WESTCHESTER COUNTY, NEW YORK	KOA	KONA, HAWAII	MFE	MC ALLEN, TEXAS	POK	ATLANTA PEACHTREE-DEKALB, GEORGIA	SOX	STOCKTON, CALIFORNIA	TWA	TWIN HILLS, ALASKA
ERI	ERIE, PENNSYLVANIA	HRL	HARLINGEN, TEXAS	KOT	KOTLIK, ALASKA	MFR	MEDFORD, OREGON	POT	PENDLETON, OREGON	SCM	SCAMMON BAY, ALASKA	TWF	TWIN FALLS, IDAHO
ESC	ESCANABA, MICHIGAN	HRO	HARRISON, ARKANSAS	KOY	OLGA BAY, ALASKA	MGM	MONTGOMERY, ALABAMA	POX	PORTLAND, OREGON	SCV	LOUISVILLE, KENTUCKY	TKX	TEXARKANA, ARKANSAS
ESD	EASTSOUND, WASHINGTON	HSL	HUSLIA, ALASKA	KOZ	OZZINKE, ALASKA	MGW	MORGANTOWN, WEST VIRGINIA	PEC	PELICAN, ALASKA	SDP	SAND POINT, ALASKA	TYR	TYLER, TEXAS
EUG	EUGENE, OREGON	HSV	HUNTSVILLE/DECATUR, ALABAMA	KPB	POINT BAKER, ALASKA	MKH	MANHATTAN, KANSAS	PGA	PAGE, ARIZONA	SDY	SIDNEY, MONTANA	TYS	KNOXVILLE, TENNESSEE
EVV	EVANSVILLE, INDIANA	HIS	HUNTINGTON, WEST VIRGINIA	KPN	KIPNUIK, ALASKA	MHT	MANCHESTER, NEW HAMPSHIRE	PGD	PUNTA GORDA, FLORIDA	SEA	SEATTLE/TACOMA, WASHINGTON	UGB	PILOT POINT, ALASKA
EVB	NEW BEDFORD, MASSACHUSETTS	HJT	HUGHES, ALASKA	KPR	PORT WILLIAMS, ALASKA	MIA	MIAMI, FLORIDA	PGM	PORT GRAHAM, ALASKA	SFB	SANFORD, FLORIDA	UGI	UNAFOR, ALASKA
EWN	NEW BERN, NORTH CAROLINA	HWN	NEW HAVEN, CONNECTICUT	KPV	PERRYVILLE, ALASKA	MKE	MILWAUKEE, WISCONSIN	PGV	GREENVILLE, NORTH CAROLINA	SFO	SAN FRANCISCO, CALIFORNIA	UIN	QUINCY, ILLINOIS
EWJ	NEW YORK, NEWARK, NEW JERSEY	HVR	HAVRE, MONTANA	KPY	PORT BAILEY, ALASKA	MKG	MUSKEGON, MICHIGAN	PHF	NEWPORT NEWS/WILLIAMSBURG, VIRGINIA	SGF	SPRINGFIELD, MISSOURI	UNK	UNALASKA, ALASKA
EXI	EXCURSION INLET, ALASKA	HYA	HYANNIS, MASSACHUSETTS	KGA	AKUTAN, ALASKA	MKK	MOLOKA/HOOLEHUA, HAWAII	PHL	PHILADELPHIA, PENNSYLVANIA	SGU	ST. GEORGE, UTAH	USA	Concord Regional, NORTH CAROLINA
EWY	KEY WEST, FLORIDA	HYG	HYDABURG, ALASKA	KSM	ST. MARYS, ALASKA	MKL	JACKSON, TENNESSEE	PHO	POINT HOPE, ALASKA	SGY	SKAGWAY, ALASKA	UST	ST. AUGUSTINE, FLORIDA
FAI	FAIRBANKS, ALASKA	HYL	HOLLIS, ALASKA	KTB	THORNE BAY, ALASKA	MLB	MELBOURNE, FLORIDA	PHX	PHOENIX, ARIZONA	SHD	SHENANDOAH VALLEY AIRPORT, VIRGINIA	UTO	UTOPIA CREEK, ALASKA
FAR	FARGO, NORTH DAKOTA	HYS	HAYS, KANSAS	KTN	KETCHIKAN, ALASKA	MLJ	MOLINE, ILLINOIS	PIA	PEORIA, ILLINOIS	SHG	SHRINGNAK, ALASKA	VAK	CHEVAK, ALASKA
FAT	FRESNO, CALIFORNIA	IAD	WASHINGTON DULLES, VIRGINIA	KTS	BREVIG MISSION, ALASKA	MLL	MARSHALL, ALASKA	PIB	LAUREL/HATTIESBURG, MISSISSIPPI	SHH	SHISHMARF, ALASKA	VCT	VICTORIA, TEXAS
FAY	FAYETTEVILLE, NORTH CAROLINA	IAG	NIAGARA FALLS, NEW YORK	KUK	KASIGLUK, ALASKA	MLU	MONROE, LOUISIANA	PIE	ST. PETERSBURG, FLORIDA	PIE	ST. PETERSBURG, FLORIDA	VOZ	VALDEZ, ALASKA
FBS	FRIDAY HARBOR, WASHINGTON	IAH	HOUSTON BUSH, TEXAS	KVC	KING COVE, ALASKA	MLY	MANLEY HOT SPGS., ALASKA	PIH	POCATELLO, IDAHO	SHX	SHAGELLUK, ALASKA	YEE	VENETIE, ALASKA
FCA	KALISPELL/GLACIER NATL PK, MONTANA	IAN	KIANA, ALASKA	KVL	KIVALINA, ALASKA	MMH	MANMOUTH LAKES, CALIFORNIA	PIP	PILOT POINT, ALASKA	SIG	SAN JUAN (ISLA GRANDE), PUERTO RICO	VEL	VERNAL, UTAH
FKL	FRANKLIN, PENNSYLVANIA	ICT	WICHITA, KANSAS	KWF	WATERFALL, ALASKA	MMU	MORRISTOWN, NEW JERSEY	PIR	PIERRE, SOUTH DAKOTA	SIT	SITKA, ALASKA	YLD	VALDOSTA, GEORGIA
FLG	FLAGSTAFF, ARIZONA	IDA	IDAHO FALLS, IDAHO	KWK	KWIGILLINGOK, ALASKA	MNT	MINTO, ALASKA	PIT	PITTSBURGH, PENNSYLVANIA	SJC	SAN JOSE, CALIFORNIA	VPS	FT. WALTON BEACH, FLORIDA
FLL	FORT LAUDERDALE, FLORIDA	IFP	BULLHEAD CITY AZ/LAUGHLIN, ARIZONA	KWN	QUINHAGAK, ALASKA	MOB	MOBILE, ALABAMA	PIZ	POINT LAY, ALASKA	SJT	SAN ANGELO, TEXAS	VOS	VIEQUES, PUERTO RICO
FLN	FLORENCE, SOUTH CAROLINA	IGG	IGLOO,										



Print copies of the 2018 RAA Annual Report are available for \$35 each. Special bulk rates for orders of five or more reports are available upon request. Please email raa@raa.org to order.

RAA
REGIONAL AIRLINE ASSOCIATION
ANNUAL REPORT 2018