

2021/2022



Locks & Electromechanical Security Solutions

3570 N. Hwy 67 Midlothian, TX 76065
www.ralock.com
1-800-777-6310



RA-LOCK
SECURITY SOLUTIONS
— SINCE 1969 —



RA-Lock Security Solutions, Inc. began doing business in 1969 as a manufacturer and designer of high-security lock housings, mainly for the vending and payphone industry. Throughout the years, we expanded our product line and capabilities. RA-Lock offers a full line of industrial and door hardware security products, ranging from mechanical solutions to electronic access control.

Mr. Leon Raye started building lock housings for vending and oil/gas manufacturers including the popular Checkmate lock housing which was also used in Christmas tree oil valves.

Later on, J.J. and Pat Gage purchased RA-Lock from Leon (Pat's father). J.J. then invented the RA-Lock, which was used in several types of vending machines. The vending machine lock housings solely used Medeco high-security locks. Due to RA-Lock's expertise with Medeco products and high order volumes, Medeco decided to make RA-Lock a Factory Authorized Service Center.

Historically, RA-Lock has been a Factory Authorized Service Center for Medeco and Abloy. Two of the worlds leading manufacturers in high security locking systems. Throughout the years, RA-Lock has moved away from solely being a manufacturer, and toward being a factory service center and distributor.

05

Cam Locks

A cam lock is a type of fastener that is often used in cabinet construction. Cam locks allow the cabinets to be held securely together without affecting the outward appearance.

08

Electronic Asset Control

Electronic access control (EAC) uses computers to solve the limitations of mechanical locks and keys.

11

Electronic Locks and Access Control

An electronic lock (or electric lock) is a locking device which operates by means of electric current.

13

Door Hardware

The function of your door hardware refers what mechanisms are used and how they operate in your hardware.

17

Hockey Puck Locks

What is the Hockey Puck Padlock? As the name suggests it is shaped like a hockey puck.



Serving North America and global markets, RA-Lock offers a full line of industrial and door hardware security products ranging from mechanical solutions to electronic access control. We represent and have partnered with many best in class manufacturers including Medeco Cam Locks, Abloy, Alarm Lock, ASSA, Ceco, CompX, Graham, Key Systems, Marshall Best Security Corporation, McKinney, Proxess, Yale, and more.

19

Padlocks

A padlock is a lock which is used for fastening two things together.

23

Removable Plug Locks

Specifically designed for vending equipment, money changers and fare collection systems.

24

Switch Locks

A key switch (sometimes called a lock switch to distinguish it from a keyswitch) is a switch that can be activated only by the use of a key. They are usually used in situations where access needs to be restricted to the switch's functions.

25

T-Handle Cylinder Locks

A cylinder lock, also known as a pin tumbler lock, is a locking mechanism, as used on a door.

26

T-Handles

T Handle is a great choice for applications that are accessed often, which means opening and closing the panel door should be quick and hassle free.

27

Threaded Extension Locks

All models feature hardened steel inserts that protect against drilling and other forms of vandal attacks on the cylinder.



Cam Locks

A cam lock is a type of fastener that is often used in cabinet construction. Cam locks allow the cabinets to be held securely together without affecting the outward appearance.

Cam locks are cylindrical fasteners that are used in cabinetmaking and many types of furniture. They are often found in cabinet and furniture kits. Cam locks and cam fasteners allow consumers to easily and quickly assemble cabinets and furniture. Most cam locks are cylindrical and are inserted into the wood. The metal tube has a hole in one side, which secures the tongue of the accompanying bolt. Cam locks may be located at joints to make them more secure. They are often invisible after the cabinet has been fully constructed, which makes them even more appealing to consumers. Some types of cam locks will secure the cabinet door completely for privacy. These locks require a key in order for the cabinet to be opened.



Medeco Cam Locks

Medeco

Medeco high security cam locks are recognized throughout the world as the standard for protection in a 3/4" diameter lock. Multiple sizes are available ranging from 5/8" to 2".



Assa Cam Lock

Assa

ASSA Desmo continues to deliver superior security with our Maximum Security Gaming Locks. ASSA Desmo will increase security, lock longevity and ease of use while significantly reducing administration and maintenance costs. Increasing lock life-cycle, minimizing loss due to theft or maintenance, and maximizing the amount of money you take to the bank.



Standard Tubular Cam Lock

RA Lock

This tubular cam lock provides additional security over regular round type tubular locks by adding seven irregular sides to the spindle and also the key. Standard tubular keys will not fit or operate this lock.



8 Change Tubular Cam Lock

RA Lock

These cam locks are designed for quick on-site ability to change the combination of the lock by the use of a "control key". Allowing the end-user to quickly respond to lost and/or stolen keys. This cam lock has 8 key code changes that can be changed by the end user. Features additional drill protection, using an anti-drill "ball" on the face of the lock. All lock codes are registered to the end user.



Single Bitted Cam Locks

RA Lock

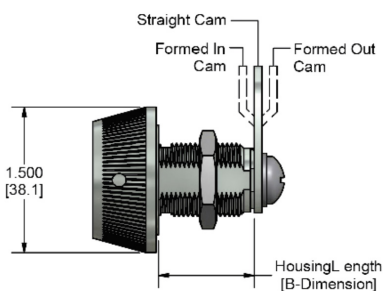
These economical cam locks are used in several products where security is not a concern. Available in either 90 degree or 180 degrees. Two keys provided per lock. Available keyed-alike or keyed-different Cams additional



Thumb Turn Cam Locks - TT-1058

Multiple Brands

Keyless, low-security cam locks. Does not come with cam.



Mini Tubular Cam Lock - DC520S

Eberhard Manufacturing (ILC)

DC520S Compact Design-Fits Tight Spaces.



Dial Combo Cam Lock - 39021

Eberhard Manufacturing (ILC)

39021 Works in any application that has a standard keyed cam lock, 1000 possible combinations, Easy to reset, Multiple Rotations.



Abloy Camlock - CL200

Abloy

Key retaining brass cam lock. Key removable in locked position only. Cam not included-many options available. Available in Executive, Sentry and Protec keyways. Size: 5/8"



Abloy Camlock - CL202

Abloy


Key retaining brass cam lock.
Key removable in locked position only.
Cam not included-many options available.
Available in Executive,
Sentry and Protec keyways.
Size: 1 1/8"



Abloy Camlock - CL203

Abloy

Key retaining brass cam lock.
Key removable in locked position only.
Cam not included-many options available.
Available in Executive,
Sentry and Protec keyways.
Size: 7/8"



Electronic Asset Control

Electronic access control (EAC) uses computers to solve the limitations of mechanical locks and keys. A wide range of credentials can be used to replace mechanical keys. The electronic access control system grants access based on the credential presented. When access is granted, the door is unlocked for a predetermined time and the transaction is recorded. When access is refused, the door remains locked and the attempted access is recorded. The system will also monitor the door and alarm if the door is forced open or held open too long after being unlocked.



Security Asset Manager (SAM)

Key Systems, Inc.
SAMs for Key Control

The Key Systems, Inc. SAM offers several styles of electronically controlled cabinets to store, audit and manage your keys and assets. This is our standard Security Asset Manager™ unit. Access is assigned to one or more users based on configuration through GFMS™ Software.



Smart FOB SAM

Key Systems, Inc.
Smart FOB SAM

The Smart Fob Security Asset Manager™ is one of the most compact storage capacity products available.



Card SAM

Key Systems, Inc.
SAMs for Key Control

Store and control Company Credit Cards, vehicle fuel cards, slot attendant & technician cards, employee/contractor/visitor badge, door/room access cards



Compartment SAM

Key Systems, Inc.
Compartment SAM

Store and control Company Credit Cards, vehicle fuel cards, slot attendant & technician cards, employee/contractor/visitor badge, door/room access cards



SRP SAM

Key Systems, Inc.
SRP SAM


Our sturdy Security Asset Manager™ cabinets can be configured with over 400 hooks. Each user inputs his or her own PIN code to deposit or withdraw keys. Our Global Facilities Management System™ (GFMS) software allows for transaction logs and other reporting methods.



Handcuff SAM

Key Systems, Inc.
Handcuff SAM

The GFMS™ Handcuff Control Device manages local and distributed access to handcuffs using high-security, electronically-controlled metal retaining arms. Locked securely into place, handcuffs are only released to authorized users with active PINs. Each position is individually numbered, and can be assigned to one or more users.



Chit-Key SAM

Key Systems, Inc.
Chit-Key SAM


Take full advantage of the security benefits of our Multi-Chit Panels™ by housing them inside of a Security Asset Manager™. House up to 48 keys within the panel. The electronic door and secure door latch will keep unwanted users away from your sensitive keys.



Direct Control SAM

Key Systems, Inc.
Direct Control SAM

Many of KSI's Security Asset Managers™ (SAMs) as well as SWATBoxes® are available in Direct Control™ versions. These are units from which the embedded systems that power our standard devices are omitted.



Electronic Locker Systems

Key Systems, Inc.
Lockers


Smart storage standard or custom built, electronically controlled lockers can be modified any number of ways to accommodate the needs of your facility. Firearms, medical equipment, shop tools, expensive electronics, etc. control access to a range of high—value assets in all shapes and sizes.



Electronic Key Filing Cabinets

Key Systems, Inc.
File Cabinets

These cabinets electronically control access to your assets and track all usage. They run on your network powered by Key Systems, Inc.'s GFMS™ software. Monitor user actions, generate reports, and more. Each position, panel, and drawer is identified by its own LED to direct the user to the location of their assigned key or asset.



OC Spray Station

Key Systems, Inc.
OC Spray

The OC Spray Station is an ideal product solution for prisons and correctional facilities, who rely on the safe handling and control of materials like mace. This station provides controlled distribution, storage, and removal from service for OC (chemical spray) canisters. Each station is network ready for remote access and provides real time updates to Global Facilities Management System™ software.



Chit-Key Vaults™

Key Systems, Inc.
CHIT Key Vault

These products provide a very simple and clever technique for storing and ensuring the safe return of your keys. All locks work in tandem so that the two keys may never be released at the same time. Chit-Key Vaults™ come in two sizes of 18-gauge stainless steel. The vaults may be built to any size with various lock options to meet your security needs.



The SWATBox®

Key Systems, Inc.
SWAT Box

The SWATBox® features an embedded install which conceals physical assets within your facility wall and away from public view. Use PIN, ID device or any web enabled device (e.g., laptop, smart phone) to gain access to assets on the spot. Our solar powered model allows you to secure and monitor assets in remote or unmanned locations.



The SurfaceSWAT™

Key Systems, Inc.
Surface SWAT, Specialty Lockers

Grant authorized users access to keys or small, stored assets; easy install, indoor/ outdoor use and weather-proof electronics make it ideal for remote applications.



The GFMS™ Software & Cloud Software

Key Systems, Inc.
GFMS™ Software

Key Systems, Inc.'s GFMS™ Cloud Services offer customers a virtual IT department providing easy, safe access to applications, resources and services - a turn-key solution that keeps data secure and costs low. Our cloud capabilities allow our customers to focus on their core business, while our team oversees the server, licensing and matters relating to installs and upgrades.

Electronic Locks and Access Control

An electronic lock (or electric lock) is a locking device which operates by means of electric current. Electric locks are sometimes stand-alone with an electronic control assembly mounted directly to the lock. Electric locks may be connected to an access control system, the advantages of which include: key control, where keys can be added and removed without re-keying the lock cylinder; fine access control, where time and place are factors; and transaction logging, where activity is recorded. Electronic locks can also be remotely monitored and controlled, both to lock and to unlock.



MEDECO XT

MEDECO XT

Medeco XT is a pure electronic master key system providing Controlled Access, Accountability, Physical Security and effective System Management. More than just a way to protect your property, equipment and assets, Medeco XT is also a business tool that can lead to a substantial return on investment.



Medeco XT Electronic Locking System

MEDECO XT

Vending

Medeco XT Electronic Locking System with VeraPass management software has route-based access control and auditing capabilities, quick retrofit deployment and ease of operation. Medeco XT is a robust electronic locking and access management system for vending equipment and facilities. Each lock is powered by keys with lithium ion rechargeable batteries allowing thousands of lock operations per charge.



PROTEC² CLIQ™

ABLOY CLIQ

Abloy PROTEC2 CLIQ

PROTEC² CLIQ™ is an easy to use access control system based on detainer disc cylinders and electronic identification. Thanks to our double technology, the access is double secured. Based on the patented rotating disc cylinder mechanism, takes care of the mechanical security at your site, while electronic CLIQ™ technology allows flexible control of keys, access rights and audit trails.



Master Lock Vault

Master Lock

Flexible Asset Management
Whether it's one lock or thousands, Master Lock Vault Enterprise provides unmatched security, simplicity and accountability. Administrators control individual or system-wide lock access with our convenient web interface, while users enjoy simple, secure access to assigned locks or lock boxes with the Master Lock Vault Enterprise app.



Yale nexTouch™


Yale

Lock Platform, 3 Technologies
Unlock what's next in security with nexTouch™ commercial keypad door locks from Yale®. The nexTouch keyless electronic door lock combines a modern look with durability that is perfect for your multi-family property, small business office space, retail space, hotel, airport, restroom, or mixed-use commercial building.

MASTER LOCK
VAULT[®]
ENTERPRISE

Door Hardware

The function of your door hardware refers to what mechanisms are used and how they operate in your hardware. Interior hardware such as door knobs and door levers are available in passage, privacy, or dummy functions. Exterior hardware such as deadbolts and entry sets come in single-cylinder and double-cylinder functions.



Yale Door Closers

5800 Series, 4400 Series, 3000 Series, 2700 Series, 51 Series, 1100 Series, YDC200 Series and 1900 Series.

A large variety of options for any closer need. Please call for additional information.



Norton Door Closers

Surface Mount in LD, MD and HD -- 2800ST Cam Action -- 7900 series overhead concealed -- 7100SZ Series SafeZone, 7200 Series, 7700PT PowerTrack electromechanical.

A large variety of options for any closer need. Please call for additional information.



LCN Door Closers

Surface Mount, Overhead Concealed, Fire and Life Safety, High Security and Auto Operators. A large variety of options for any closer need. Please call for additional information.



Push Button/ Key Card locks

Alarm Lock

Single Access/Stand Alone

Advanced Access Control At Less Than Half the Price of a Wired System, Now In Standalone and Networked Series.

Trusted by more leading retailers, firms, hospitals, schools & airports because:

- They Install in minutes.
- Eliminate the need for keys.
- Come in styles to fit any door or exit trim.



Advanced wireless networking lock

Push Button/ Key Card locks

Alarm Lock

Access Control Solutions

Trilogy Networkx™ Locks support 802.11 or ethernet to save time, money and eliminate programming and retrieving audit trail information at the door.

Models P/DL6100, PDL6200, PDL8200 Provide all standalone Trilogy lock functionality, plus new network-wide and emergency lockdown features 5000 users with 3-6 digit PINs or HID® ID cards.



KeyMark x4

Medeco

Lock Cores and Keys

KeyMark x4 leads the market in patent protected small format interchangeable core (SFIC) cylinders, large format interchangeable core (LFIC) cylinders, conventional mortise, rim and key-in-knob cylinders designed to retrofit virtually any door. All of these cylinders can be operated with one key. KeyMark x4 is guaranteed to be an important product to suit your needs.



Medeco XT

Medeco

Lock Cores and Keys

Medeco XT, is a retrofit electronic cylinder for small format interchangeable core (SFIC). The SFIC cylinder is ideal for loss and liability management as a direct replacement for mechanical cylinders. The easy system management allows for flexibility in access and the ability to monitor usage of keys.



Medeco M4

Medeco

Lock Cores and Keys

Medeco builds on more than 50 years of lock engineering innovation and takes security to the next level, offering the highest level of protection against physical attack and unauthorized key duplication with Medeco 4 (M4).



A2 Type SFIC

Most Brands

Lock Cores and Keys

Variety of keyways available. Masterkey system design and maintenance. SFIC cylinders.



Abloy Protec 2

Abloy Lock Cores and Keys

ABLOY PROTEC2 is the latest milestone in the development of the unique ABLOY rotating disc cylinder keying systems. ABLOY PROTEC2 is recommended for professional end users and high end projects. ABLOY PROTEC2 patents are valid worldwide until 2031.



Abloy Cliq

Abloy Lock Cores and Keys

Electro-Mechanical access control system can be integrated into virtually any existing system. Smart key design for access control and near real-time audit capabilities. Utilizing patented keyways, such as Protec2 for the mechanical portion, Cliq is a complete form of access control and lock security.



Deadbolts

Multiple Brands

RA-Lock has a wide range of deadbolt locks to fit all available key technologies and security needs. Please call for additional information.



Locksets

Yale Cylindrical Locksets

G1 and G2 Locksets, multiple functions available. Touchpad and residential options available as well. SFIC, LFIC and conventional cylinder options. A large variety of locksets, exit device and door security options available. Please call for more information.



Locksets

MBS Cylindrical Locksets

G1 and G2 Locksets, multiple functions available. A large variety of locksets, exit device and door security options available. Please call for more information.



Locksets

Marks Cylindrical Locksets

G1 and G2 Locksets, multiple functions available. A large variety of locksets, exit device and door security options available. Please call for more information.



Locksets

Yale

Mortise Locksets

8800 Series.

A large variety of mortise locksets, parts and accessories available. Please call for more information.



Locksets

Corbin

Mortise Locksets

Multiple functions, designs and finishes available.

A large variety of mortise locksets, parts and accessories available. Please call for more information.



Locksets

Marks

Mortise Locksets

Multiple functions, designs and finishes available.

A large variety of mortise locksets, parts and accessories available. Please call for more information.



Hockey Puck Locks

What is the Hockey Puck Padlock? As the name suggests it is shaped like a hockey puck. It is 2-7/8" wide by 1-1/2" thick. It has no visible shackle and is usually made of solid hardened steel. It comes with many types of lock cylinders at different security levels. Most manufacturers stick to the basic size and construction materials, with the difference being lock cylinders.



SO300E

Abloy

Highly pick- and drill resistant. Super weather- resistant. Flat back. Can be keyed different, keyed alike or master keyed all to restricted keys. Also available in hardened steel. Available in Executive , Sentry or Protec keyways.



AM 2010

Master

Keyed Alike or Keyed Different -Order multiple locks to open with the same key or order to match other locks with the APT2001 cylinder.



MA6271

Master

Keyed Alike - order multiple locks to open with the same key or order to match other locks with the W7000 cylinder.



**RL-HPK -
Flat Back or Stepped Back**
RA-Lock

STAINLESS STEEL RA-Lock RL-HPK available with restricted keys 2 3/4" dia. with 3/8" hardened steel shackle. Manufactured from solid steel bar stock. Flat back & Stepped back. American, Master and Federal keyways available.



LKTF 8000
Universal Puck Lock

Choose what level of security best suits your application: Standard tubular key, high security Abloy key or high security Medeco key. Stainless steel. 2 3/4" dia. with 3/8" hardened steel shackle. Flat back.



52W-9300-MM
Medeco

Solid Steel with restricted keys 2 7/8" dia. high security cylinder and restricted keys registered to the end user. Highly pick- and drill-resistant. Stepped back. Keyed different, keyed alike or master keyed. The Medeco® Hockey Puck style padlocks come with hardened, solid steel bodies, a shackle-less design for the highest level of protection against bolt cutter attacks, and patent protected key control.

Padlocks

A padlock is a lock which is used for fastening two things together. It consists of a block of metal with a U-shaped bar attached to it. One end of the bar is released by turning a key in the lock. They had put a padlock on the door of his flat.



PL362

Abloy

Case hardened steel body with raised shoulders and a toploaded cylinder provide the highest level of security and protection. Typical applications include containers, railway wagons, trucks, heavy sliding doors and military uses. PL362 padlock is equipped with a 9/16 diameter, case hardened boron steel shackle.



PL350

Abloy

Case hardened steel body provides tough protection for high security applications including shipping containers, railway wagons, trucks, and warehouses. PL350 padlocks are equipped with a 9/16" diameter, case hardened boron steel shackle. Available in 1" or 2" shackle heights.



PL342

Abloy

The extended case hardened steel body surrounding the shackle makes this padlock virtually impregnable against attack by cutting and prying tools. Suitable for heavy sliding doors, railway wagons, trucks and warehouses. PL342 padlocks are equipped with a 3/8" diameter, case hardened boron steel shackle.



PL341

Abloy

A strong padlock for the doors, windows and gates of storage facilities, trailers, protective bars, storage lockers, boats, roller-shutter doors and similar applications.

PL341 padlocks feature a 3/8" diameter, case hardened boron steel shackle. Available in 1" or 2" shackle heights.



PL340

Abloy

Extra-strong padlocks for applications where high security is required. Ideal for construction equipment, tractor trailers and remote storage areas, trucks, storage bins, roller shutter doors, motorcycles and warehouses. The case hardened steel body is highly resistant to all types of physical attack.

PL340 padlocks are equipped with a 3/8" diameter, hardened boron steel shackle. Available in 1" or 2" shackle heights.



PL330

Abloy

An all purpose padlock of durable construction for storage doors, motorcycles, gates, trailers, power station switches and similar applications.

PL330 padlocks feature an 5/16" diameter hardened boron steel shackle. Available in 1" or 2" shackle heights.



PLM350

Abloy

Super Weatherproof padlocks

An all purpose padlock of durable construction for storage doors, motorcycles, gates, trailers, power station switches and similar applications.

Same as PL350 but with shackle sealed and weather seal cap



PLM340

Abloy

Super Weatherproof padlocks

An all purpose padlock of durable construction for storage doors, motorcycles, gates, trailers, power station switches and similar applications.

Same as PL340 but with shackle sealed and weather seal cap



PLM330

Abloy

Super Weatherproof padlocks

An all purpose padlock of durable construction for storage doors, motorcycles, gates, trailers, power station switches and similar applications.

Same as PL330 but with shackle sealed and weather seal cap



Beat

Abloy Bluetooth padlock

ABLOY BEAT is a keyless, Super Weather Proof IP68 approved padlock, with a Bluetooth BLE 4.2 connection range of 50m. Made to perform at all times in the most demanding environments, BEAT is functional both online and offline.



4400ENT Indoor Padlock

Master Lock Bluetooth padlock

The Master Lock No. 4400ENT Bluetooth® Padlock features a 1-29/32in (47mm) wide metal body for durability. The 9/32in (7mm) diameter shackle offers 7/8in (22mm) vertical clearance and is made of boron alloy, offering maximum resistance to cutting and sawing.



5440ENT

Master Lock Bluetooth padlock

The Master Lock No. 5440ENT Bluetooth® Portable Lock Box features a 3-1/4" (83mm) wide metal body for durability and a fully removable shackle for convenience.



4401LHENT Outdoor Padlock

Master Lock Bluetooth padlock

The Master Lock No. 4401LHENT Bluetooth® Padlock features a 2-7/32in (56mm) wide metal body for durability. The 11/32in (9mm) diameter shackle offers 2in (51mm) vertical clearance and is made of boron alloy, offering maximum resistance to cutting and sawing.



5441ENT

Master Lock Bluetooth padlock

The Master Lock No. 5441ENT Bluetooth® Wall-Mount Lock Box features a 3-1/4" (83mm) wide metal body for durability. The Master Lock Vault Enterprise system is designed to support Many Locks and Many Users with unmatched security, simplicity and accountability. Administrators control individual or system-wide lock access with our convenient web interface, while users enjoy simple, secure access to assigned locks or lock boxes.

**Pin Lock****Wilson Bohannon**

WB padlocks have provided American industry with unmatched protection for over 135 years. All brass construction eliminates the possibility of rust. Shackles are available in brass, case hardened steel, or stainless steel to assure maximum security when needed.

The Wilson Bohannon Pin Lock can be purchased with the standard hardened chrome pin, a thick head stainless steel pin, and a thin head stainless steel pin, or without a pin.

**Diskus 20/70****Abus**
Disc Padlocks

Stainless steel lock body and inner mechanism. Hardened steel drill plate protects keyway. Hardened chrome moly shackle. Deep weld seam.

**Diskus 24/70RK****Abus**
Disc Padlocks

Stainless steel lock body and inner mechanism. Hardened chrome moly shackle. Deep weld seam. Anti-pick mushroom pins.

**Buffo 28/70****Abus**
Disc Padlocks

Stainless steel lock body. Deep weld seam. Anti-pick mushroom pins. Re-keyable.


**Diskus 26/70****Abus**
Disc Padlocks

Stainless steel lock body and inner mechanism. Hardened steel drill plate protects keyway. Hardened chrome moly shackle. Deep weld seam. Anti-pick mushroom pins.

Removable Plug Locks

Medeco® offers two models of Removable Plug Locks that allow access to internal latching mechanisms with 90 degree rotation and withdrawal of the cylinder plug. Specifically designed for vending equipment, money changers and fare collection systems. The 64W0550 Series is recommended in any high risk application where equipment is susceptible to forced entry and vandalism.

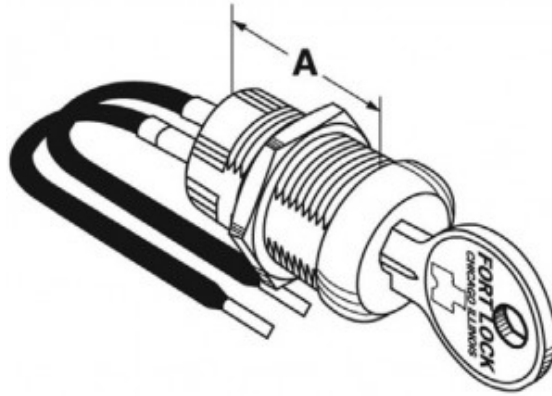
Models are available to fit recessed mounts or surface mounts.



Removable Plug Lock

Medeco

The Medeco High Security Removable Plug Lock is specifically designed for vending equipment and money changers. Its unique design allows access to internal latching mechanisms with the removal of the cylinder. It is available in both 3/4" and 1 1/8" diameter.



Switch Locks

A key switch (sometimes called a lock switch to distinguish it from a keyswitch) is a switch that can be activated only by the use of a key. They are usually used in situations where access needs to be restricted to the switch's functions.

Key switches are available as components with solder connections, and are available with a variety of ampere ratings. They may use tubular or other specially-shaped keys for extra security. Key switches have been used for a variety of purposes, up to and including the launch of nuclear missiles.

In less secure applications such as corridor and restroom lighting controls in public buildings, tamper-resistant switches with a simpler key mechanism may be used instead.




Switch Lock

Medeco

Medeco High Security Switch Lock

The Medeco High Security Switch Lock is a $\frac{3}{4}$ " diameter lock and offers the highest security possible for a number of electrical applications including alarms, ATM's, control panels, time delay safes, and many more. It is available in single or double switch models.



Single Bitted

Flat Style Switch Lock

The Flat Style Switch Lock features a single pole, single throw switch. It is available with quick connect or solder terminals and is ideal for applications where a low security lock is needed.



Tubular

Tubular Switch Lock

The Tubular Switch Lock is a medium security lock featuring a single pole, single throw switch. This lock is available with quick connect or solder terminals. The lead length is 10"

T-Handle Cylinder Locks

A cylinder lock, also known as a pin tumbler lock, is a locking mechanism, as used on a door. The mechanism uses a series of different length pins, which follow the pattern of the key. When the key is inserted, the pins move into the correct position so the key can be turned and the door can be opened.



CL290

Abloy

The Abloy High Security T-Handle Cylinder Lock features a hardened steel body and steel latch, adding additional pull strength to its security. This lock utilizes the disc tumbler keying and fits all NAMA standard T-Handles. Available in Executive, Sentry or Protec keyways.



Inner Cylinder Lock

Medeco

The Medeco High Security T-Handle Cylinder Lock is designed to fit into machines utilizing NAMA standard T-Handles. Applications include vending machines and bill changers. They are available with zinc die-cast or solid steel shells and bolts, offering added protection for your equipment.



**Standard Tubular T-Handle
Cylinder Locks**

Multiple Brands

The Tubular T-Handle Cylinder Lock fits NAMA standard T-Handles. It is a medium security lock with a tubular key or added security of the unique 7 sided keyway. Choose what level of Security best suits your application. Standard tubular keyway or added security of the unique 7 sided keyway design.



**Standard 8-Change Tubular
T-Handle Cylinder Locks**

Multiple Brands

The 8-Change Tubular T-Handle Cylinder Lock is designed for quick, on site combination changes using a control key. These locks come with the more secure 7 sided keyway design with quick code change capabilities.



T-Handles

T Handle is a great choice for applications that are accessed often, which means opening and closing the panel door should be quick and hassle free. This is what a cam lock latch with a T Handle gives you. A T Handle cam latch opens and closes with a fast quarter-turn motion for easy access. It's especially suited for electrical panels, metal doors and machine covers.



Medeco T-Handles

Medeco

The Medeco T-Handle is constructed of stainless steel housing and components. It is designed to defy forced entry. Rear loading of the lock, along with a hardened steel cover, protects against pulling and drilling. The T-Handle is available in screw type or cam type. Cylinders can be quickly changed in the field without special tools.



OU-4265-NA

Multiple Brands

Cast T-Handle

Standard screw type. When fully extended, handle is free-wheeling to 360°. When partially depressed, free-wheeling to 120°. Tapered handle has built up flange. Accepts standard and long cylinders which meet NAMA dimensional standards. Furnished with 1/2 x 13 threaded stud. Chrome textured finish for scratch resistance.

Threaded Extension Locks

Medeco® offers a threaded extension lock that can be used in laundry, vending or a variety of other applications. All models feature hardened steel inserts that protect against drilling and other forms of vandal attacks on the cylinder.

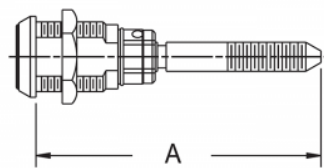
In addition to excellent protection against physical attack, Medeco® features patented key control and pin tumblers that must elevate, rotate and aa unique triple locking action, that makes the locks virtually pickproof. All Medeco® keys and locks are protected under patent trademark and copyright laws. Medeco3 keys may only be duplicated by Medeco or an authorized Medeco® dealer and only at your request.



Threaded Extension Lock

Medeco

The Medeco High Security Threaded Extension Lock features a 5/16 - 18" threaded shaft and can be purchased in a variety of lengths. Applications include vending, laundry, cash boxes, and car washes. Hardened steel inserts protect against vandalism.



Threaded Extension Lock

Multiple Brands

Tubular Threaded Extension Lock

The Tubular Threaded Extension Lock features 5/16 - 18" threaded shaft and can be purchased in a variety of lengths. The tubular lock offers medium protection for your equipment. Applications include vending, laundry, cash boxes and car washes.



RA-LOCK
SECURITY SOLUTIONS
— SINCE 1969 —

3570 N. Hwy 67
Midlothian, TX 76065

www.ralock.com
1-800-777-6310