



SHILAP Revista de Lepidopterología

ISSN: 0300-5267

avives@eresmas.net

Sociedad Hispano-Luso-Americana de
Lepidopterología
España

Razowski, J.

Notes and descriptions of primitive Tortricini from Tropical Africa, with a list of Asian taxa (Lepidoptera:
Tortricidae)

SHILAP Revista de Lepidopterología, vol. 33, núm. 132, december, 2005, pp. 423-436

Sociedad Hispano-Luso-Americana de Lepidopterología

Madrid, España

Available in: <http://www.redalyc.org/articulo.oa?id=45513205>

- How to cite
- Complete issue
- More information about this article
- Journal's homepage in redalyc.org

redalyc.org

Scientific Information System

Network of Scientific Journals from Latin America, the Caribbean, Spain and Portugal

Non-profit academic project, developed under the open access initiative

Notes and descriptions of primitive Tortricini from Tropical Africa, with a list of Asian taxa (Lepidoptera: Tortricidae)

J. Razowski

Abstract

Description of one new genus (*Paraccra* Razowski, gen. n.) and seven new species (*Plintograptis ebogoana* Razowski, sp. n., *Accra kassicola* Razowski, sp. n., *A. amanica* Razowski, sp. n., *A. kikuyana* Razowski, sp. n., *Paraccra mimesa* Razowski, sp. n., *Panegyra stenoalva* Razowski, sp. n., *P. micans* Razowski, sp. n., *P. metria* Razowski, sp. n., *P. cerussochlaena* Razowski, sp. n.) and notes on five already known Afrotropical species are provided. List of the Asian taxa of primitive Tortricini is added.

KEY WORDS: Lepidoptera, Tortricidae, Tortricini, new taxa, Afrotropical, Oriental.

Notas y descripciones de primitivos Tortricini de África tropical, con una lista de taxa asiáticas (Lepidoptera: Tortricidae)

Resumen

Se proporciona la descripción de un nuevo género (*Paraccra* Razowski, gen. n.) y siete nuevas especies (*Plintograptis ebogoana* Razowski, sp. n., *Accra kassicola* Razowski, sp. n., *A. amanica* Razowski, sp. n., *A. kikuyana* Razowski, sp. n., *Paraccra mimesa* Razowski, sp. n., *Panegyra stenoalva* Razowski, sp. n., *P. micans* Razowski, sp. n., *P. metria* Razowski, sp. n., *P. cerussochlaena* Razowski, sp. n.) y se proporcionan notas sobre cinco especies afrotropicales ya conocidas. Se añade una lista de primitivos Tortricini asiáticos.

PALABRAS CLAVE: Lepidoptera, Tortricidae, Tortricini, nuevas taxa, Afrotropical, Oriental.

Introduction

The representatives of the generalized Tortricini are exclusively tropical, restricted to Africa, Asia and reaching east as far as New Guinea. First species were described by the end of XIX century in known genera of Tortricini (*Tortrix*, *Argyrotoxa*) and Cochylini (*Cochylis*). Meyrick was the first to erect a new genus, *Polemograptis* Meyrick, 1910 in this group from Asia. RAZOWSKI (1995) catalogized 11 Afrotropical genera and their 32 species. Now, 12 genera and 38 species are known from the Tropical Africa and three genera with seven species from SE Asia and New Guinea. The Asian taxa are listed at the end of this paper.

Despite several new genera and species were described (RAZOWSKI 1981) the group in question is still little known and its system requires reconsideration. The main problem is that several species are known from one sex only and thus their systematic positions are only provisional.

The synapomorphy of the known genera is the presence of creamy coloured costa and termen of forewing. The presence of red forewing markings may also be treated as a synapomorphy, however, in some species it is missing. In some African species the absence of red markings is certainly second-

J. RAZOWSKI

dary (e. g. in *Panegyra* spp.) as all other characters are present and in one species red elements are preserved, in some others (*Cornesia* sp.), however, this may be of plesiomorphic importance.

Depository: The material studied is deposited in the collection of The Natural History Museum, London.

SYSTEMATIC PART

Rubrograptis recrudescens Razowski, 1981

One female labelled "Nigeria: Ile-Ife, W. State, 20 Feb. 1973, J. T. Medler Col."; GS 30674.

Remarks. Externally this specimen hardly differs from the examples of the type series and the following differences are most probably of the infraspecific importance (Fig. 22): Sterigna longer followed by uniform membrane, colliculum and ductus bursae shorter.

Plinthograptis praeconia (Meyrick, 1937), **comb. n.**

Argyrotoxa praeconia Meyrick, 1937, Exotic Microlepid., 5: 129. Type locality: Belgian Congo: Eala.

Polemograptis praeconia: Razowski 1966: 66, pl. 2, fig. 2 (moth), fig. 71 (female genitalia).

Known from the Belgian Congo only. Characterized by three radial lines at base of forewing, two transverse median lines, and two small subterminal radial lines; creamy blotch at tornus and blackish spots at costa small.

***Plinthograptis ebogoana* Razowski, sp. n.** (Fig. 23)

Holotype, female: "Cameroun, Soa Ebogo, 20.XI.1973"; GS 30672. Paratypes, two females, one with identical label as above, the other from Kumasi, with additional label "TS Coll. by L. C. Montford" and "Date 10.II, 73, Host Cocoa pod.", GS 30673.

Wing span 15 mm. Head bluish grey, frons and labial palpus (1.5 times diameter of eye) orange yellow; thorax more blackish grey; tegula orangeous, paler terminally, with black anterior spot. Forewing broad; costa convex; termen convexly rounded. Ground colour bluish grey; costa and termen edged orange yellow with black grey spots in their broadenings postbasally, medially and subterminally; subapical broadening elongate marked with additional two black strigulae; large, paler blotch from mid-termen directed towards the former, also with inner blackish marks; large tornal blotch, also with blackish inner spots. Red markings: Two radial bent lines end wing base separated by small inner spot; curved transverse fascia reaching mid-dorsum, and two long, slightly bent longitudinal lines beyond middle. Cilia creamy with traces of brownish lines. Hindwing brown; cilia paler.

Female genitalia (Fig. 15) as in *praeconia* but lateral rib like sclerites of sterigma much shorter and signum distinctly longer.

Remarks. Distinct from *praeconia* in having much broader forewing, different orange yellow and red markings (cf. above) and in shorter sclerites of postostial part of sterigma (as long as apophysis anterior), whilst in *praeconia* they are about twice longer).

Sanguinograptis ochrolegnia Razowski, 1986 (Fig. 24)

Sanguinograptis ochrolegnia Razowski, 1986, Acta zool. cracow., 29(19): 424, figs 1-6.

Ten specimens collected in "Cameroon: Mt Cameroun, Bonenza 180 m, 14-I-1989, lowland rain forest."

To date known from the males described from Nsuka, Nigeria. Female genitalia (Fig. 16): Sterigma with broad postostial part and much slenderer anterior cup-shaped portion, provided with large groups of lateral scent scales; ductus bursae broad; base of ductus seminalis large; signum represented by a rounded area of minute thorns.

Remarks. Three species are placed in *Sanguinograptis*; *ochrolegnia* is distinct by strong postmedian rounded lobe of valva and large spinose cornutus; in *S. albardana* (Snellen, 1872) and *S. ob-*

trecator Razowski, 1981 that part of valva is only slightly convex and cornutus is absent or weak, respectively.

Accra viridis (Walsingham, 1891) (Fig. 25)

Argyrotoxa viridis Walsingham, 1991, Trans ent. Soc. London, **1991**: 68, pl. 3, fig. 4.

Accra viridis: Razowski, 1966: 74, pl. 1, fig. 4; figs. 78, 79 (male genitalia); RAZOWSKI, 1981: 332, fig. 44 (female genitalia).

Four specimens from Cameroon: Mt Cameroun, Bonenza collected on 14-I-1989. To date it was known from Ghana and Nigeria (W. State).

***Accra kassaicola* Razowski, sp. n.** (Figs 26, 27)

Holotype, male: "Kassai district, Congo F. St. (Taymans)", GS 30668; paratypes, one female labeled as above, GS 30669 and a male with label "Dungu, Upper Uelle distr.[ict], April".

Wing span 11.5 - 12 mm. Head yellowish brown with greyer vertex; labial palpus over 1.5, ochreous yellowish with transverse grey markings; thorax grey-brown with olive hue, marked reddish distally. Forewing costa convex, mostly in basal third; termen short, rather straight beneath apex. Ground colour bluish grey with indistinct greenish admixture; costa and termen finely edged yellow, dotted blackish. Red markings in form of four oblique fasciae extending from dorsum and , last one, from 2/3 of termen towards costa. In female paratype a curved row of blackish dots subapically. Cilia concolorous with wing edges. Hindwing brown, cilia much paler. Variation distinct: The red lines variably shaped or divided into spots.

Male genitalia (Figs 1, 2). Socius large, broad; tuba analis with distinct subscaphium; valva slender with group of dorso-posterior bristles; brachiola large, with basal group of bristles; sacculus concave in distal half ventrally, provided with long terminal process; aedeagus large, with strong ventro-terminal process and slender postmedian process.

Female genitalia (Fig. 17). Subgenital sternite asymmetrical, partially fused with sterigma; ostium bursae broad; membranous sac at colliculum; signum six weak, dentate, slender sclerites.

Remarks. Closely related to *A. wittei* Razowski 1964 also from the Congo Republik. It differs in the shapes of sacculus, aedeagus and its process which is long, slender. From *A. plumbeana* Razowski, 1966 described from Kikuyu, East Africa and *A. tanzanica* Razowski, 1990 it differs in shorter and broader socius, longer ventral termination and slender, straight process of aedeagus. From *A. ornata* Razowski, 1966 it differs in more asymmetrical sterigma and the number and size of signum sclerites (four very small ones in *ornata*).

***Accra amanica* Razowski, sp. n.** (Fig. 28)

Holotype, female: "Tanzania: Amani, IV.1964, P. 1700"; GS 22546.

Wing span 15 mm. Head and collar yellowish, vertex tinged brownish; labial palpus ca 2, pale ochreous with brownish oblique markings; thorax greenish grey with two red posterior spots. Forewing costa except for basal third weakly convex, termen tolerably straight. Ground colour greyish green; costa and termen ochreous, apex with broader edge and row of blackish dots. Red markings in form of four oblique rows of elongate spots, last extending from before apex to 2/3 of termen with terminal mark in creamy ochreous blotch; dorso-basal strip slender. Cilia concolorous with wing edges. Hindwing brown, paler basally; cilia creamy grey.

Female genitalia (Fig. 18). Sterigma with broad latero-proximal lobes and bristled medio-posterior lobe followed and flanked by slender sclerites; ductus bursae provided with elongate sclerite and two membranous anterior sacs; signum strong in form of eight (ventral and dorsal) dentate strips.

Remarks. Comparable with *A. rubrothicta* Razowski, 1986 from Nigeria and *A. rubicunda* Razowski, 1966 from the Congo Republic (Stanleyville) in having strongly asymmetric sterigma, distinct transverse signa and sclerite of ductus bursae.

J. RAZOWSKI

***Accra kikuayana* Razowski, sp. n.** (Fig. 29)

Holotype, female: "Escarpment 7500-8500 ft, Kikuyu Ibea, E. Africa [Kenya], IX-X 1900, Doherty"; GS 30677. Paratype, an identically labelled female.

Wing span 14 mm. Head and thorax and forewing as in *amanica*, but red dorso-basal marking atrophying.

Female genitalia (Fig. 19). Sterigma short, straight proximally, tapering distally, rounded terminally; ductus bursae broad with distinct proximal lobes; signa eight slender transverse sclerites.

Remarks. Closest to *amanica* but easily distinguished in straight proximal edge of sterigma and delicate signum. From *rubicunda* it differs in membranous terminal portion of ductus bursae.

***Paraccra* Razowski, gen. n.**

Type species: *Paraccra mimesa* Razowski, sp. n.

Externally (shape of wings, coloration and venation) similar to *Polemograptis*.

Male genitalia. Tegumen very slender; socii reduced; transtilla a slender dorsally convex fascia; valva ovate with costa sclerotized to middle and membranous distal part; brachiola absent; sacculus large with dorsal part extending to form a slender, hooked process; juxta large, simple; aedeagus very large; cornuti numerous spines arranged in two groups, larger anterior and smaller posterior.

Female genitalia. Ovipositor rather short; sterigma short, with anteostial part well sclerotized, provided with lateral convexities; ductus bursae membranous; signum a large folded, spinose sclerite.

Biology unknown.

Distribution. A monobasic East African genus.

Remarks. In the genitalia the new genus is similar to *Polemograptis* especially in the shape of tegumen. Similar, slender tegumen is also in *Accra* and in *Rubrograptis* and some intermediate forms are to be found in other African genera. It differs from them in the shape of valva which is ovate, provided with broad terminal part clothed with thread like scent scales. From *Polemograptis* it also differs in the lack of socii, brachiola and pollex like process of valva and in female genitalia in the distinct sterigma and signum.

***Paraccra mimesa* Razowski, sp. n.** (Fig. 30)

Holotype, male: "Tanzania, Amani IX. 1965, P. 1700"; GS 30675. Paratype, an identically labelled female.

Wing span 14 mm. Head brownish ochreous, labial palpus 1.5, ochreous tinged orange distally; collar concolorous with end part of palpus; remaining parts of thorax blackish grey with orangeous anterior fascia. Forewing costa weakly convex, termen hardly oblique, rather straight. Ground colour bluish grey; costa and proximal half of termen edged yellowish ochreous marked with blackish spots and grey dots respectively; ochreous orange fascia from 2/3 of costa to end of termen marked red inside. Red markings: three rather transverse short lines accompanied by dorso-basal strip in basal area; transverse line from before mid costa to mid-dorsum followed by somewhat curved line extending from mid-costa to tornus. Cilia ochreous yellowish tinged grey at tornus. Hindwing brown, cilia slightly paler. Female darker than male.

Male (Figs 3, 4) and female genitalia (Fig. 20) as described for the genus.

Remarks. Externally, this species is extremely similar to *Accra amanica* collected in same locality. It only differs in the presence of transverse red line in mid-part of the forewing.

Panegyra Diakonoff, 1960

Panegyra Diakonoff, 1960, Verh. K. ned. Akad. Wet. Afd. Nat., (2)53: 204. Type-species: *Panegyra cosmophora* Diakonoff, 1960 - by original designation. *Heterograptis* Razowski, 1981, Acta

zool. cracow., **25**(14): 326. Type-species: *Heterograptis sectatrix* Razowski, 1981 - by original designation.

The representatives of this genus have rather constant coloration, grey ground colour of forewing and whitish edges. Only in *P. sectatrix* Razowski, 1981 the red markings typical of this group of genera are present. Gnathos originates in anterior half of tegumen and terminates in a rod like process. In two species described below this sclerite has not been found. In *metria* the arms of gnathos attached to broad subsclerite extending to the end of tuba analis.

***Panegyra stenovalva* Razowski, sp. n.**

Holotype, male: "Masoala, Madagascar, Andranobe B. Camp 15,40 S 49,57 SE, 10-11/02/93, acl. Om. D. C. Lees"; GS 30680.

Wing span 8 mm. Head creamy; labial palpus ca 1.5 tinged grey; thorax brownish grey with creamy tegula. Forewing costa slightly convex, termen oblique. Ground colour of forewing grey hardly tinged brownish; costal area creamy white with dorsal edge weakly convex before and beyond middle, without costal dots; termen with concolorous, slenderer edge. Cilia worn. Hindwing grey; cilia whitish.

Male genitalia (Figs 5, 6). Socius slender except for basal portion; gnathos with sharp, median rod like process; valva slender with long costa and short membranous portion; aedeagus large, simple.

Remarks. Similar to *cosmophora* but easily distinguished by slender valva provided with fairly long terminal part and weakly convex sacculus.

Panegyra flavicostana (Walsingham, 1891) (Fig. 31)

Argyrotoxa flavicostana Walsingham, 1891, Trans. ent. Soc. London, **1891**: 68, pl. 3, fig. 4. *Heterograptis flavicostana*: Razowski, 1981: 327, figs 28,29, 34 (male and female genitalia).

Two specimens from Cameroon: Mt Cameroun, Bonenza, 550 m, 20-I-1989 collected in lowland rain forest. The above specimens (Figs 7, 8) slightly differ from the types. The species was described from Bathurst, Gambia and then recorded from Nigeria (RAZOWSKI, 1981).

***Panegyra micans* Razowski, sp. n.**

Holotype, male: "Escarpment, 7500-8000 ft, Kikuyu: Ibea, E. Africa [Kenya], IX-X. 1900, Doherty"; GS 18652. Allotype, female with identical label.

Wing span ca 9 mm. Head and thorax whitish. Forewing costa somewhat convex, termen weakly oblique, rather straight. Ground colour light grey; costa broadly edged white dotted brownish grey; edge of distal part of termen slenderer; slender white elongate blotch dotted brownish grey from dorsal part of termen followed by a curved row of grey dots limiting apex area. Cilia white. Hindwing brownish grey; cilia white.

Male genitalia (Figs 9, 10). Valva broad, somewhat constricted postbasally with rather slender subcostal setae. Aedeagus large, stout.

Female genitalia (Fig. 21). Cup-shaped part of sterigma short, postostial portion weakly sclerotized medially; signum a rather short folded plate.

Remarks. Similar to *P. flavicostana* (Walsingham, 1891) from W Africa but with incomplete creamy fascia of distal third of forewing. In the genitalia it differs from the Madagascan *P. cosmophora* Diakonoff, 1960 in the broader valva and more median setae of its costal part. It also lacks the process of gnathos well developed in all known species but *metria*.

***Panegyra metria* Razowski, sp. n.**

Holotype, male: "Aburi, Gold Coast [Ghana]. 1912-1913, W. H. Patterson"; GS 30678.

Wing span 10.5 mm. Head, collar and tegula whitish; remaining parts of thorax brownish; labial palpus 1.5, brownish grey. Forewing costa weakly convex, termen fairly oblique; ground colour grey-

J. RAZOWSKI

brown; costa whitish to 2/3 with three sinuate concavities from the second of which a fascia to before mid-dorsum extends; apical and terminal parts of wing whitish, this last with broadening subterminally; minute brownish dots on white ground. Cilia white. Hindwing pale brownish, cilia even paler.

Male genitalia (Figs 11, 12). Termination of tegumen small, bilobe; socius gradually tapering terminally; gnathos simple, without process; valva moderately slender with costa to about middle followed by a less sclerotized distal part; sacculus gently sinuate near middle; aedeagus large.

Remarks. Externally similar to *micans* but distinguished by the presence of complete submedian transverse fascia of forewing. In the genitalia distinct by slender valva with short sclerotized costa and long dorsal sclerotization of sacculus.

***Panegyra cerussochlaena* Razowski, sp. n.** (Fig. 32)

Holotype, male: "Aburi, Gold Coast [Ghana]. 1912-1913, W. H. Patterson"; GS 30681.

Wing span 11 mm. Head, antenna and collar creamy white, labial palpus 1.5 brownish; remaining parts of thorax brown-grey, base of tegula marked brown. Costal edge of forewing broadly bordered white creamy; inner edge with three convexities. Terminal edge creamy white; small creamy blotch at tornus; brownish dots on creamy parts of wing. Cilia concolorous with outer part of wing. Hindwing brownish grey; cilia paler.

Male genitalia (Figs 13, 14). Socius slender terminally; end part of gnathos armed with strongly sclerotized process; valva broad, short; costa reaching beyond middle; terminal part rounded; ventral edge of sacculus almost straight; aedeagus short, its distal part almost as long as costa of valva.

Remarks. Externally similar to *micans* and *metria*. From this last it differs in lack of transverse fascia of middle part of forewing; in the male genitalia in much broader valva, longer costa, shorter distal part of valva and aedeagus.

LIST OF ASIAN TAXA

Archigraptis Razowski, 1964, Acta zool. cracov., **9**: 401. Type-species: *Archigraptis limacina* Razowski, 1964, by original designation.- RAZOWSKI, 1966: 71; TUCK, 1988: 121 (redescriptions).- Distribution: India, Siam, Thailand, Vietnam, Malaysia.

Archigraptis chrysoedema Diakonoff, 1952, Nomenkl. Proc., (C)**55**: 651, figs 5, 6 (*Polemograptis*). Type locality: NW New Guinea: Vogelkop Peninsula. RAZOWSKI, 1966: 62; TUCK, 1988: 120 (redescriptions).- Distribution: Papua New Guinea; Malaysia: Perak; Indonesia: Obi Major, West Irian (Molukkas).

Archigraptis haemorrhaga Tuck, 1988, Syst. Ent., **13**: 124, figs 7, 20, 21. Type locality: Malaysia: Sarawak: Guong Mulu National Park.

Archigraptis limacina Razowski, 1964, Acta zool. cracov., **9**: 401. Type locality: Burma: Thandsung Karen Hills.- RAZOWSKI, 1966: 72; TUCK, 1988: 122.- Distribution: Burma, Thailand.

Archigraptis limacinoides Kuznetzov, 1992, Entom. Obozr., **71**(4): 859, fig. 17 (male genitalia). Type locality: Vietnam: Gialai-Kontum Prov.: Kannak.- Distribution: S Vietnam (type locality only).

Archigraptis rosei Tuck, 1988, Syst. Ent., **13**: 126, figs 9, 23. Type locality: Brunei: Rampayoh R. (north).

Archigraptis stauroma (Diakonoff, [1968]), Bull. U. S. Natn. Mus., 257: 33 (*Polemograptis*). Type locality: Philippine Islands: Negros Oriental: Canlaon.- TUCK (1988) transferred it to *Archigraptis* Razowski, 1964.

NOTES AND DESCRIPTIONS OF PRIMITIVE TORTRICINI FROM TROPICAL AFRICA, WITH A LIST OF ASIAN TAXA

Archigrapta strigifera Tuck, 1988, Syst. Ent., **13**: 124, figs 7, 20, 21. Type locality: Indonesia: Kalimantan: Pulo Laut I.- Distribution: Malaysia: Sabah, Indonesia.

Polemograptis Meyrick, 1910, Trans. ent. Soc. London, **1910**: 432. Type-species: *Polemograptis mitocosma* Meyrick, 1910, by original designation. RAZOWSKI, 1966: 56; TUCK, 1988: 116 (redescriptions).- Distribution: Pulo Laut I., Brunei, Malaysia, Indonesia, Philippine Is.

Polemograptis mitocosma Meyrick, 1910, Trans. ent. Soc. London, **1910**: 432. Type locality: Kuching, Borneo. RAZOWSKI, 1966: 58; TUCK, 1988: 118 (redescriptions).- Distribution: Pulo Laut I., Brunei, Malaysia, Indonesia, Philippine Is.

Polemograptis rubristria Razowski, 1966, World Tortricini: 60, fig. 63 (female genitalia). Type locality: Perak.- TUCK (1988): Redescription incl. description of male.- Distribution: Type locality and Malaysia: Sabah.- Note. Most probably *rubristria* requires a separation in a distinct genus.

?*Epagoge halysideta* Walsingham, 1900, Monogr. Christmas Is.: 78. Type locality: Christmas Is. The systematic position uncertain. RAZOWSKI (1966) followed earlier authors when including it in *Polemograptis*. TUCK (1988) transferred it provisionally to *Loboschiza* Diakonoff, 1968, Enarmoniini.

Herotyda Razowski, 1971, Acta zool. cracov., **16**(11): 548- nom. n. for *Dohertya* Razowski, 1966 nec Hampson, 1894, World Tortricini: 86, figs 94, 95 (head, venation). Type species: *Dohertya minuta* Razowski, 1966 - by original designation. Distribution: Pulo Laut I.- Note: The systematic position unclear.

Herotyda minuta Razowski, 1966, World Tortricini: 86, fig. 96 (female genitalia), pl. 2, fig. 2 (adult). Type locality: Pulo Laut Island, RAZOWSKI, 1966: 86 (redescription).

Acknowledgments

The author thanks Mr. Kevin R. Tuck for providing the material for study, Mr. Marek Kopeć for making the genitalia slides, the photographs of the adults and the digital preparation of drawings.

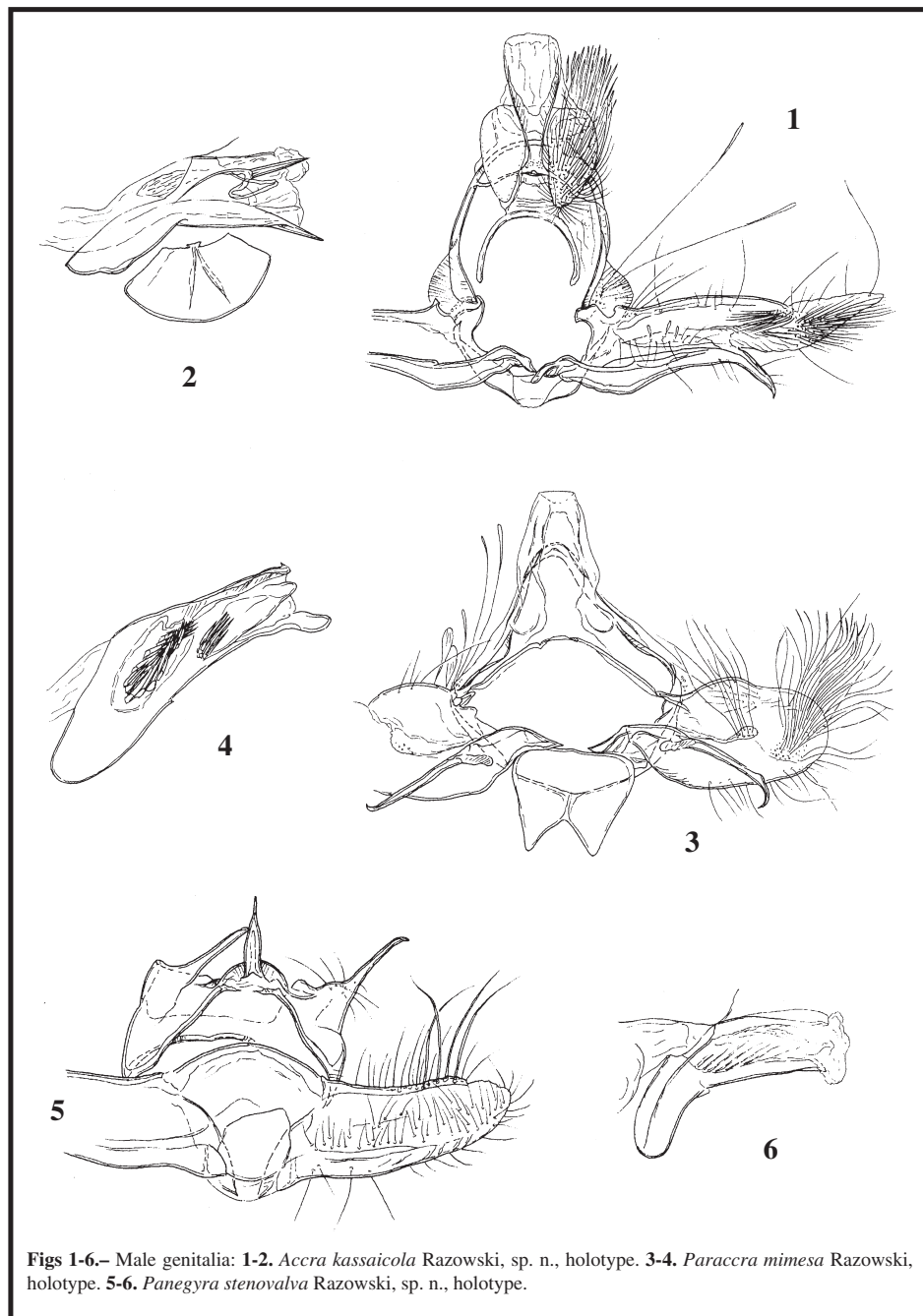
BIBLIOGRAPHY

- RAZOWSKI, J., 1966.- *World fauna of Tortricini (Lepidoptera, Tortricidae)*: 576 pp., 41 pls. Państwowe Wydawnictwo Naukowe, Kraków.
- RAZOWSKI, J., 1981.- Nigerian Tortricini (Lepidoptera, Tortricidae).- *Acta zool. cracov.*, **25**(14): 319-340.
- RAZOWSKI, J., 1995.- Catalogue of the species of Tortricidae (Lepidoptera). Part III: Afrotropical Chlidanotinae and Tortricinae: Phricanthini, Cochylini and Tortricini.- *Acta zool. cracov.*, **38**(2): 183-193.
- TUCK, K. R., 1988.- A taxonomic revision of the genera *Polemograptis* Meyrick, and *Archigrapta* Razowski (Lepidoptera: Tortricidae).- *Syst. Ent.*, **13**: 115-129.

J. R.
Institute of Systematics and Evolution of Animals
Sławkowska, 17
PL-31-016 Kraków
POLONIA / POLAND
E-mail: Razowski@isez.pan.krakow.pl

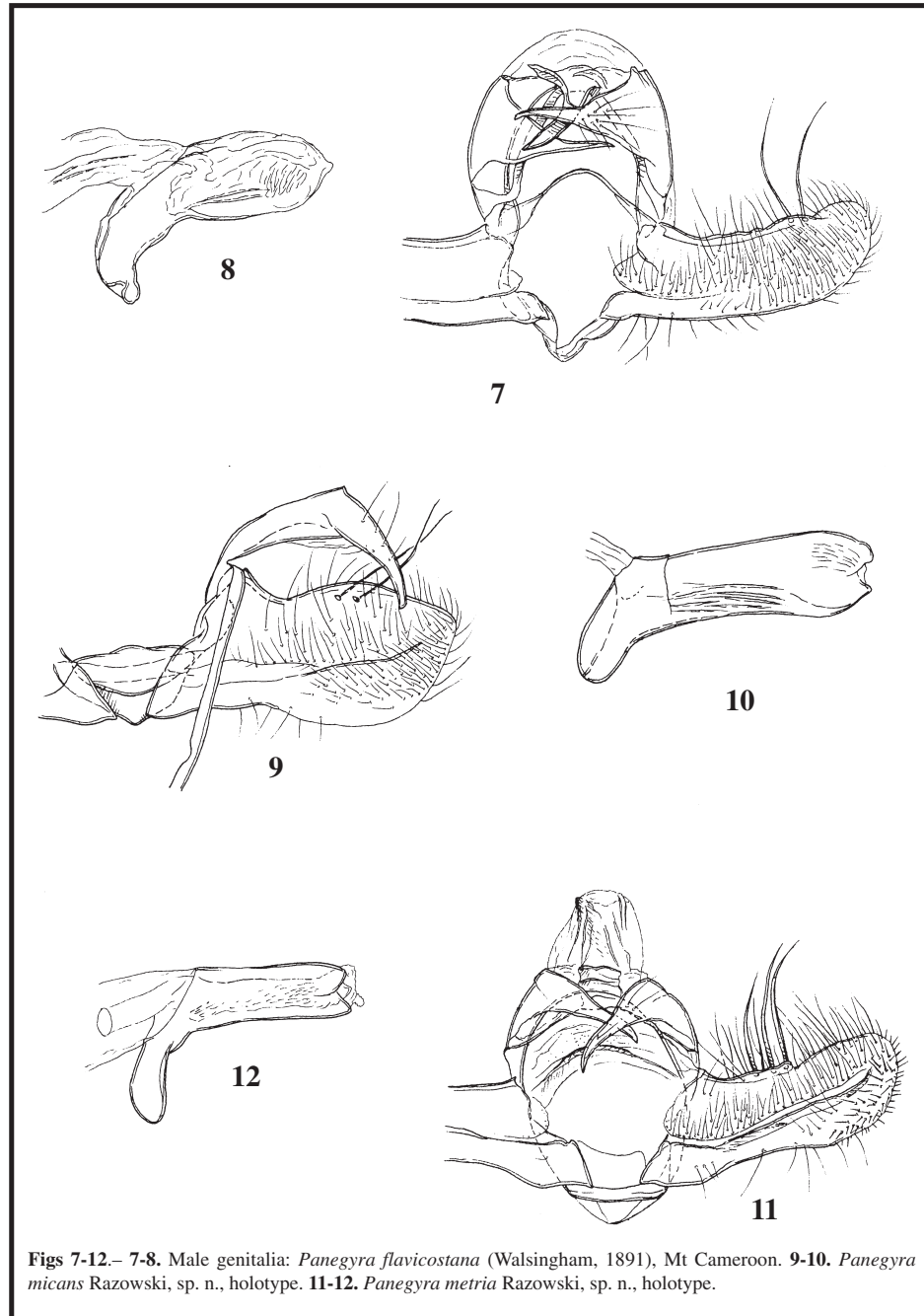
(Receibo para publicación/ Received for publication 14-IV-2005)
(Revisado y aceptado / Revised and accepted 10-V-2005)

J. RAZOWSKI



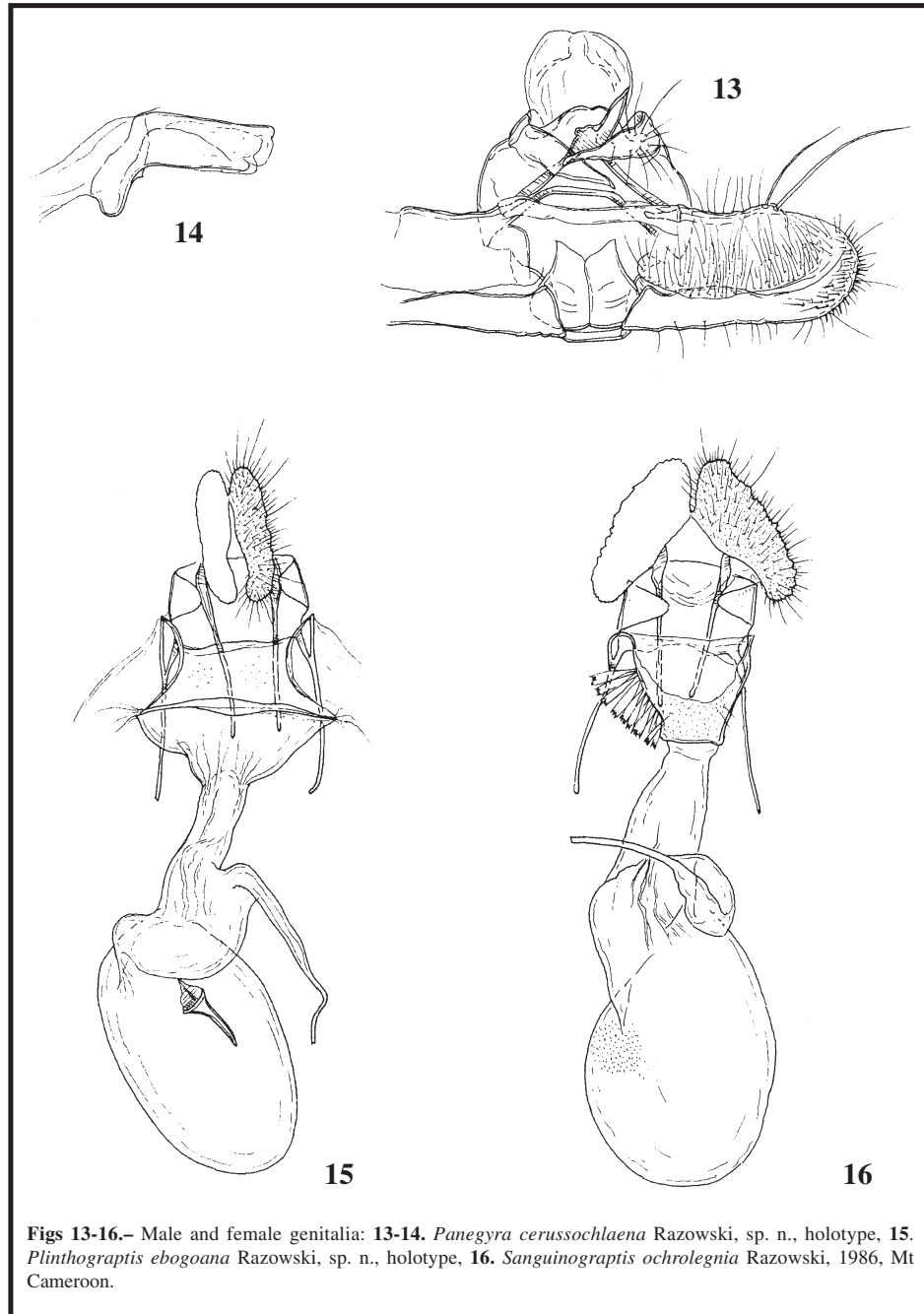
Figs 1-6.— Male genitalia: **1-2.** *Accra kassaicola* Razowski, sp. n., holotype. **3-4.** *Paraccra mimesa* Razowski, holotype. **5-6.** *Panegyra stenoalva* Razowski, sp. n., holotype.

NOTES AND DESCRIPTIONS OF PRIMITIVE TORTRICINI FROM TROPICAL AFRICA, WITH A LIST OF ASIAN TAXA



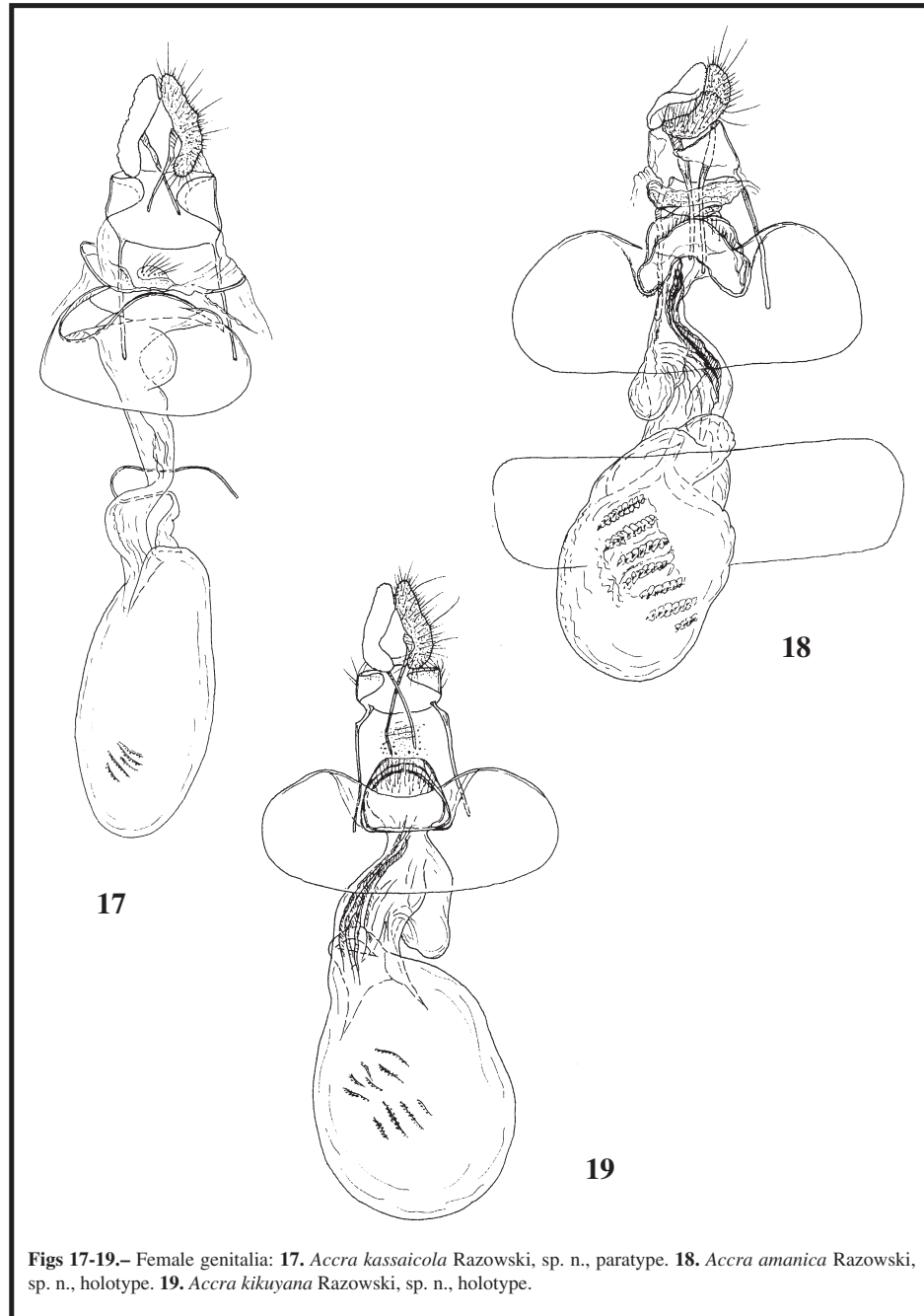
Figs 7-12.— 7-8. Male genitalia: *Panegyra flavicostana* (Walsingham, 1891), Mt Cameroon. 9-10. *Panegyra micans* Razowski, sp. n., holotype. 11-12. *Panegyra metria* Razowski, sp. n., holotype.

J. RAZOWSKI



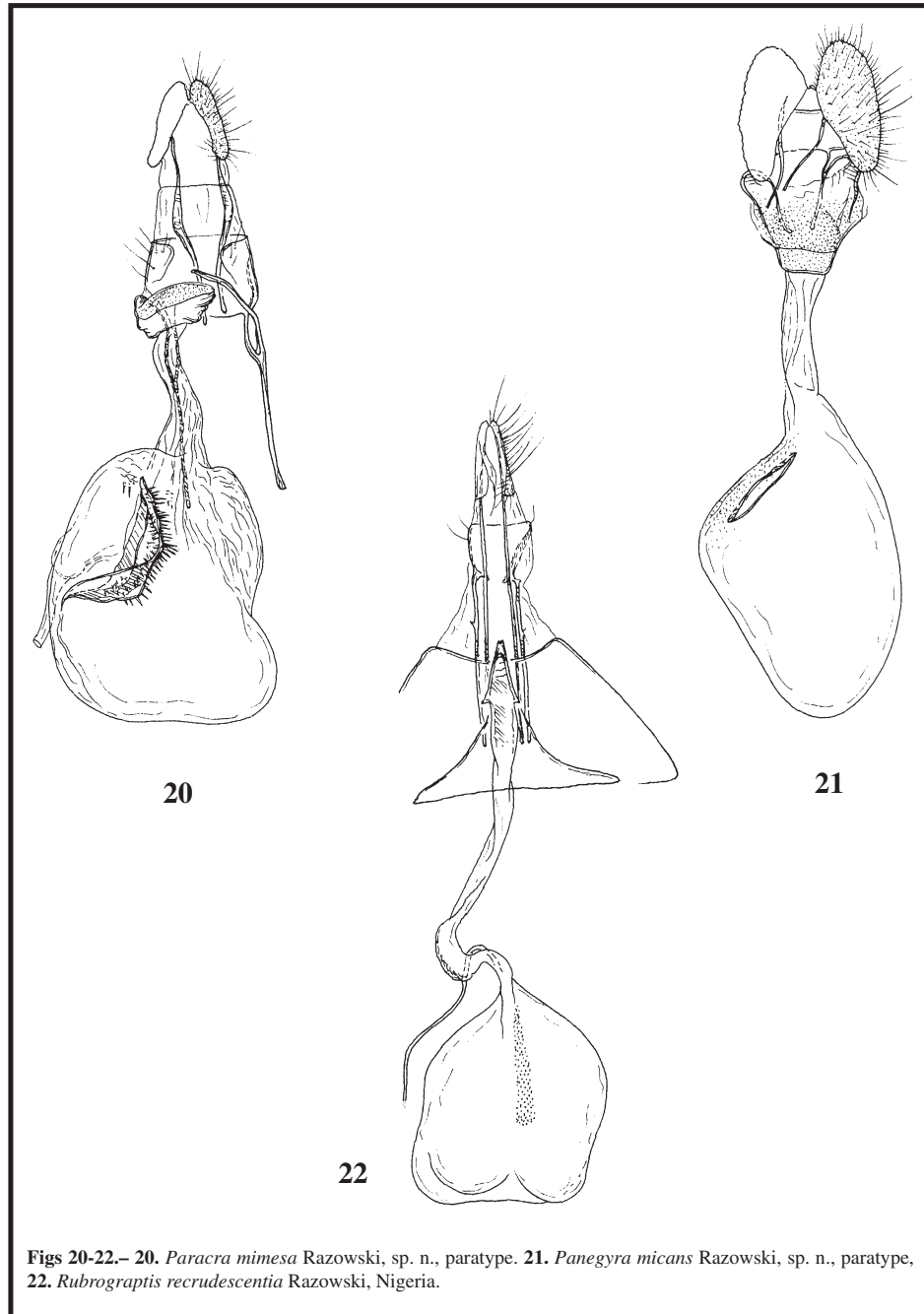
Figs 13-16.— Male and female genitalia: **13-14.** *Panegyra cerussochlaena* Razowski, sp. n., holotype, **15.** *Plinthograptis ebogoana* Razowski, sp. n., holotype, **16.** *Sanguinograptis ochrolegnia* Razowski, 1986, Mt Cameroon.

NOTES AND DESCRIPTIONS OF PRIMITIVE TORTRICINI FROM TROPICAL AFRICA, WITH A LIST OF ASIAN TAXA



Figs 17-19.— Female genitalia: **17.** *Accra kassaicola* Razowski, sp. n., paratype. **18.** *Accra amanica* Razowski, sp. n., holotype. **19.** *Accra kikuyana* Razowski, sp. n., holotype.


J. RAZOWSKI



NOTES AND DESCRIPTIONS OF PRIMITIVE TORTRICINI FROM TROPICAL AFRICA, WITH A LIST OF ASIAN TAXA



J. RAZOWSKI



Figs 31-32.— Adults: **31.** *Panegyra flavicostana* (Walsingham), Mt. Cameroon, **32.** *Panegyra cerussochlaena* Razowski, sp. n., holotype.