

# Hospital Costs of Immunopreventable Diseases in the Economically Active Population in Brazil

Élide Sbardellotto Mariano Costa (✉ [elide.costa@sesa.pr.gov.br](mailto:elide.costa@sesa.pr.gov.br))

Federal University of Paraná

Adriano Hyeda

Federal University of Paraná

Eliane M C P Maluf

Federal University of Paraná

---

## Research Article

**Keywords:** Employment, Communicable Diseases, Vaccines, Unified Health System

**Posted Date:** June 1st, 2021

**DOI:** <https://doi.org/10.21203/rs.3.rs-558143/v1>

**License:** © ⓘ This work is licensed under a Creative Commons Attribution 4.0 International License.

[Read Full License](#)

---

**Version of Record:** A version of this preprint was published at BMC Health Services Research on November 11th, 2021. See the published version at <https://doi.org/10.1186/s12913-021-07029-4>.

## HOSPITAL COSTS OF IMMUNOPREVENTABLE DISEASES IN THE ECONOMICALLY ACTIVE POPULATION IN BRAZIL

### Authors:

*Élide Sbardellotto M da Costa<sup>1</sup>; Adriano Hyeda<sup>2</sup>; Eliane M C P Maluf<sup>3</sup>*

1. Internal Medicine, Cardiologist, Preventive and Social Medicine, Health manager, MBA in Health Management by Superior Institute of Management and Economy / Getúlio Vargas Foundation (ISAE/FGV), Master's degree in Internal Medicine from Federal University of Paraná (UFPR) and PhD student from the Pos-graduation Program in Internal Medicine from UFPR.
2. Internal Medicine, Oncologist, Occupational Physician, MBA in Health Management by Superior Institute of Management and Economy / Getúlio Vargas Foundation (ISAE/FGV). Student from the Pos-graduation Program in Internal Medicine from UFPR.
3. Pediatrician, Professor and Doctor, Advisor from the Pos-graduation Program in Internal Medicine from Federal University of Paraná (UFPR).

- **Corresponding author:**

Élide Sbardellotto Mariano da Costa

General Carneiro Street, 181 – Curitiba, Paraná, Brazil

Phone – (55) (41) 999850312; e-mail – elide.costa@sesa.pr.gov.br

- **Affiliation:** This manuscript was developed at the Federal University of Paraná Hospital, Department of Internal Medicine Post-graduation, at General Carneiro Street, 181 – Curitiba, Paraná, Brazil - ZIPCODE 80.060-900. This study is a partial requirement to the obtaining of the title of Phd degree from the main author.
- This study was submitted and accepted by **the Ethical Committee by the Federal University of Paraná, at the number CAAE 15102619.6.0000.0102**

- The total words (without summary, references, table and graphics): 1997. Total table: 02.  
Total graphic: 02.
- **Key words:** Employment; Communicable Diseases; Vaccines; Unified Health System

## **HOSPITAL COSTS OF IMMUNOPREVENTABLE DISEASES IN THE ECONOMICALLY ACTIVE POPULATION IN BRAZIL**

### **Abstract**

**Background:** Immunopreventable diseases are a public health reality in Brazil and worldwide. **Methods:** A population, observational, descriptive, retrospective study was conducted with secondary information from DATASUS to discriminate the hospitalizations associated with immunopreventable diseases in Brazil and their care costs, within the Scope of the SUS, between 2008 and 2018, in the economically active population (20 to 59 years). **Results:** It was analyzed for 457,479 hospitalizations, total of 127,746 hospitalizations (27.92% of all hospitalizations) were observed for immunopreventable diseases in the adult population, totaled R\$115,682,097.54 (29.72% of the total values). The trend analysis of the time series of hospitalizations in this population showed a stationary trend. **Conclusions:** It were identified an opportunity of increasing the immunization coverage in the workforce population, for avoided hospitalizations and their costs for the health system.

**Keywords:** Employment; Communicable Diseases; Vaccines; Unified Health System

### **Introduction**

The World Health Organization (WHO) estimates that a quarter of deaths in children under 5 years are caused by immunopreventable diseases (1-7). According to international literature (8-10), a considerable proportion of health care is attributed to

communicable diseases, one in six cases attended by primary care and about 128,000 hospitalizations (84% in public hospitals) were related to these conditions in 2010. Vaccination is important in the care of these diseases, since it makes it possible both to avoid their incidence and to their complications and sequelae (8). Only basic sanitation and drinking water have greater public health benefits than vaccination (5-6). Vaccines prevent between 2 and 3 million deaths per year worldwide (10).

According to The U.S. Department of Health and Human Services National Vaccine Plan (NVP) (11), 2010, despite the notorious knowledge about the safety and efficacy of vaccines, vaccination coverage over 18 years remains low in the U.S. They estimate that only one influenza-preventable disease has a direct cost (between cost of health care and loss of productivity) of \$87 billion dollars per year. And it is known that communicable diseases in the adult population impact both the individuals who get sick and their families (because they belong to the chain of transmission), as well as to society (with increased care costs, productivity losses and absenteeism).

In this context, the main objective of this manuscript will be to discriminate the direct costs of hospitalizations under the Unified Health System, immunopreventable diseases (diphtheria, tetanus, pertussis, mumps, rubella, measles, hepatitis B, yellow fever, influenza virus respiratory syndrome, meningococcal disease, chickenpox), through DATASUS data, from 2008 to 2018, emphasizing the impact of preventable diseases in the population aged 20 to 59 years, in Brazil. This analysis is important in the sense that it can guide specific public health policies for this population group.

## **Methods**

## Area of Study

In this manuscript, data referring to Brazil were chosen for analysis. According to data from the Brazilian Institute of Geography and Statistics (IBGE, 2019/2020 - <https://cidades.ibge.gov.br/brasil/panorama> and <https://cidades.ibge.gov.br/brasil/pesquisa/53/0?ano=2020>), Brazil has an estimated population in 2020 of 211,755,692 people, with a population density of 22.43 inhabitants/km<sup>2</sup>, with a predominance of the population in the age groups of 10 to 29 years, a predominance of the female population, with life expectancy at birth of 7 years more for females (80 years on average). It has a predominantly urban population, with GDP per capita of R\$31,833.50 (year 2017) and Human Development Index (HDI) of 0.761 (79th position in the world in 2019 - <http://hdr.undp.org/en/content/2019-human-development-index-ranking>).

## Study Design

A population, observational, descriptive, retrospective study was conducted with multiple groups and time series, with aggregated secondary data, through information provided by the information system website of the Department of the Unified Health System (DATASUS - <http://www2.datasus.gov.br/DATASUS/index.php?area=02>) (12). The research methodology on the DATASUS website was established according to the tools available in the consultation system: through the following links: "Health Information (TABNET)", "Epidemiological and Morbidity"; "Hospital Morbidity of the SUS (SIH/SUS)"; "General with place of hospitalization - from 2008"; "Brazil by Region and Federation Units"; Line = "Age group 1"; Column = "not active", content = "Hospitalizations; Hospital Admission Authorizations (AIH) approved; Total value; Value of hospital services; Value of professional services; Average AIH value; Average hospitalization value; Days stay; Average permanence; Deaths; Mortality rate"; available period from January 2008 to December 2018; Chapter of ICD 10 = "I Infectious and parasitic diseases"; list of morbidities / ICD 10 = "Neonatal tetanus and other tetanus; Diffryphtheria; Whooping.

Yellow Fever; Meningococcal infections; Measles; Rubella; Mumps; Human Rage; Chickenpox / Herpes Zoster; Acute hepatitis B" (diseases chosen because they have preventive vaccines available in the National Vaccination Calendar of the Brazilian Ministry of Health).

The variables analyzed were the immunopreventable diseases mentioned above, year, age group, gender and economic variables. The socio-demographic data were tabulated and evaluated by descriptive statistics (mean, standard deviation, median and percentages), by excel<sup>®</sup> (Microsoft Corp., United States version 2007), Stata<sup>®</sup> (StataCorpLP, College Station, United States version 14.0), and Epi info 7<sup>®</sup>, by the research team itself. For the continuous (numerical) variables, linear regression analysis was used in the cases of verification of the correlations of the economic variables of each immunopreventable disease. The time trends ( $Y_t$ ) of the economic variables in relation to hospitalizations, age groups and genders were also analyzed, defined by the equation of linear regression given by  $Y_t = b_0 + b_1t + \text{and } t$ . In this expression, parameter  $b_0$  corresponds to a constant,  $b_1$  corresponds to the slope of the line, and  $t$  is a random error, by the Prais-Winsten method. When the Beta parameter was positive, the time series was considered increasing; when negative, was considered descending; and stationary when there was no significant difference between its value and zero. To measure the rate of variation of the line that adjusts the points of the time series, the basic logarithmic transformation <sup>10</sup> of the coefficients ( $Y$ ) was performed, as it contributes to the reduction of the heterogeneity of the variance of the residuals of the linear regression analysis (13-15).

## Results

Data were analyzed for 457,479 hospitalizations broken down by age groups, as described in the Technical Note of DATASUS system <sup>11</sup> "Age group 1 comprises: Under

1 year, 1 to 4 years, 5 to 9 years, 10 to 14 years, 15 to 19 years, 20 to 29 years, 30 to 39 years, 40 to 49 years, 50 to 59 years, 60 to 69 years, 70 to 79 years, 80 years and older and ignored age". Data were analyzed for 457,479 hospitalizations registered in the datasus public system, from 2008 to 2018.

A total of 127,746 hospitalizations (27.92% of all hospitalizations) were observed for immunopreventable diseases in the adult population (between 20 and 59 years, also corresponding to the economically active population), according to table 1, according to ibge classification. This population group had 127,746 hospitalizations (with maximum amounts of 85,254 hospitalizations, minimum of 59 hospitalizations in the analyzed period, mean of 11,613.27, median of 1,302, SD of 25,220.0, with 95% CI +/-138.29). Referring to the total values attributed to all hospitalizations for immunopreventable diseases analyzed in this age group, totaled R\$115,682,097.54 (29.72% of the total values, with maximum values of R\$65,417,395.74 in the period analyzed, minimum of R\$11,923.47, average of R\$10,516,554.32, median R\$2,129,763.89, SD R\$19,194,833.93, with 95% CI +/-R\$3,497.84), according to table 2.

Of this population studied, from 2008 to 2018, 51.48% were registered as male and 48.52% female. 66.74% of hospitalizations in this age group were associated with influenza disease; 16.05% to chickenpox/herpes zoster infection and 7.55% to acute hepatitis B infections. Among the direct costs of hospitalizations, 56.55% were attributed to hospitalizations for influenza, 13.80% to hospitalizations for meningococcal disease and 13.78% to hospitalizations for chickenpox / herpes zoster.

The trend analysis of the time series of hospitalizations related to immunopreventable diseases, in the period from 2008 to 2018, emphasizing the reality of the economically active population (20 to 59 years) showed a stationary trend (without statistical significance) for hospitalizations (p-value 0.299 with 95% CI from -0.043 to 0.125) and for the total values related to these hospitalizations showed an decrease trend with statistical significance (p-value 0.004 with 95% CI from -0.032 to -0.008). This

situation could be seen in the graphics 1 and 2, which show the trend lines for both analyzes: hospitalizations in the economic active population and the total costs from these hospitalizations in the 10 years (from 2008 to 2018). In those graphics it could be seen the  $R^2$  analyzes that were  $R^2_{ADJ} = 0,4585$  for the hospitalizations' time series and the  $R^2_{ADJ} = 0,9965$  for the total costs from these hospitalizations. These  $R^2$  showed a strong relation between the dependent variable ( $Y_t$  or hospitalizations and their costs) and the independent variable ( $t$  or the years analyzed) in this analyze, with the statistical methods used.

## **Discussion**

In the present study, data were observed regarding hospitalizations for immunopreventable diseases, that is, that present effective and widely available means of prevention: vaccines. International studies (16-17) have already pointed to the importance of immunization in the adult population for various reasons, such as the impact on families, the community, as well as economic activities. In this economic reality, many implications can be signaled, such as the impact of the care costs of sick employees on health systems, whether public or private; the impact of the removal of sick employees (absenteism) from preventable diseases on the production of companies. In the case of health workers, the need for adequate vaccination coverage is even more important, because it is not only individual immunity, but also not to transmit diseases to patients in the various health services, as studied in Italy in 2011 (17).

In the case of this study, it was observed that the temporal trend analysis was stationary in the period from 2008 to 2018, both in the amounts of hospitalizations and in the total values attributed to these hospitalizations. This may reflect the need for public health policies aimed at this population (such as educational campaigns in public transport and media; extended hours in health units; active search for people who need vaccines in schools, universities, companies, services and industries, among as many



possible measures) to improve vaccination coverage and, consequently, reduce the incidence and hospitalizations of these diseases.

A reflection is needed: 127,746 hospitalizations for vaccine-preventable diseases are 127,746 hospitalizations that could be avoided, and 127,746 workers who could be working and not hospitalized. There were also R\$115,682,097.54 that could be invested in other public health needs, which became necessary for the treatment of preventable diseases. Considering the volume of direct costs flagged here, one can invest in raising awareness among health professionals about the importance of adequate vaccination coverage in this population, so when the adult population searches for health care, it is also oriented about its vaccination.

The main objective of this manuscript is not to determine the causal relationship for hospital costs for preventable diseases. The merit of this study is that it signals a reality that often goes unnoticed to the managers of the health system and the population: that diseases that are effectively preventable by vaccines still affect the Brazilian population, in a relevant amount, adding financial costs also relevant to the country's public health system, regardless of gender and age (because here in this analysis we observe cases of immunopreventable diseases not only in children, but also in adults and the elderly, a reality observed internationally) (16-20). These costs are not showing downward trends, but rather, they are proving stable over the time studied, even though vaccines are available free of charge to the entire population by the National Immunization Program for many years.

An opportunity for improvement that is observed is importance of employing awareness public and private campaigns for the importance of specific vaccination of this population group. If the companies and industries would invest in employee's vaccination, they could avoid important cost with care costs, production losses and absenteeism. This awareness gains even more importance when observing the drop-in vaccination coverage globally during the 2020/2021 pandemic and falls in the

notifications of other immunopreventable diseases (21), predisposing to the resurgence and increase in the incidence of immunopreventable diseases, a reality that is not exclusive to children, but affects the entire world population, regardless of age group or gender. This is a commitment that must be made by all countries, because immunizing the population is an investment to create a healthier, safer and more prosperous future for all, as the WHO (22-23) guides:

### **LIMITATIONS OF THE STUDY**

All studies based on public secondary databases have the limitation, already known, of underreporting and underreporting of the analyzed system itself, because these are dependent on the databases being fed by the employees responsible for the system. In the case of the SUS, these data are feeders in a decentralized manner and regionalized by States and Municipalities. However, despite the notorious underutilization of the system, these are the official data that are used for the development of public health policies in Brazil.

### **Lists of Abbreviations**

- Brazilian Institute of Geography and Statistics (IBGE)
- Confidence interval (CI)
- Department of the Unified Health System (DATASUS)
- Gross Domestic Product (GDP)
- Hospital Admission Authorizations (AIH)
- Human Development Index (HDI)
- International Classification of Diseases and Health-Related Problems (ICD 10)
- Standard deviation (SD)
- Unified Health System (SUS)
- World Health Organization (WHO)

## Declarations

- Ethics approval and consent to participate: This study was submitted and accepted by the Ethical Committee by the Federal University of Paraná, at the number CAAE 15102619.6.0000.0102
- Consent for publication: The authors responsible for this study consents in publication. The consent obtained from participants it was not applicable at this study because the data used are secondary cluster public data.
- Availability of data and material: The data that support the findings of this study are openly available in the information system website of the Department of the Unified Health System (DATASUS - <http://www2.datasus.gov.br/DATASUS/index.php?area=02>).
- Competing interests: There are not competing interests by the authors.
- Funding: The authors didn't receive any funding sources.
- Authors' contributions: The authors (ESMC; AD; EMCPCM) are responsible for the study data, the methodology, the data analysis, the literature revision, and the study conclusions.
- No acknowledgements to declare

## References

- 
1. World Health Organization (WHO). International travel and health. Chapter 6. Disponível em: <https://www.who.int/ith/ith-chapter6.pdf>.
  2. Brazil. Ministry of Health. Health Surveillance Secretariat. Department of Communicable Diseases Surveillance. Manual of standards and procedures for vaccination / Ministry of Health, Health Surveillance Secretariat, Department of Surveillance of Communicable Diseases. – Brasília: Ministry of Health; 2014.
  3. Brazil. Ministry of Health. Health Surveillance Secretariat. Department of Communicable Diseases Surveillance. Cold Network Manual of the National Immunization Program / Ministry of Health, Health Surveillance Secretariat, Department of Surveillance of Communicable Diseases. – 5. Ed. – Brasília: Ministry of Health; 2017.

4. Bloom DE, Canning D, Weston M. The value of vaccination. *World Economics*; 2005; 6(3): 15-39.
5. Andre FE, Booy R, Bock HL, Clemens J, Datta SK, John TJ, et al. Vaccination greatly reduces disease, disability, death and inequity worldwide. *Bulletin of the World Health Organization*; 2008;86:140–146.
6. Plotkin SL, Plotkin SA. A short history of vaccination. In: plotkin sa, orenstein wa, eds. *Vaccines*, 4th edn. Philadelphia: WB Saunders; 2004: 1-15.
7. Dabbagh A, Eggers R, Cochi S, Dietz V, Strebel P, Cherian T. World Health Organization. A new global framework for immunization monitoring and surveillance. Disponível em: <http://www.who.int/bulletin/volumes/85/12/07-048223/en/>.
8. Omer SB, Salmon DA, Orenstein WA, Dehart P, Halsey N. Vaccine refusal, mandatory immunization, and the risks of vaccine-preventable diseases. *N Engl J Med*; 2009;360:1981-8.
9. Pezzotti P, Bellino S, Prestinaci F, Iacchini S, Lucaroni F, Camoni L, et al. The impact of immunization programs on 10 vaccine preventable diseases in Italy: 1900- 2015. *Vaccine*; 2018;36(11):1435-1443.
10. World Health Organization (WHO). Surveillance standards for vaccine- preventable diseases, second edition. Geneva: World Health Organization; 2018. Disponível em: [https://www.who.int/immunization/monitoring\\_surveillance/burden/vpd/standards/en](https://www.who.int/immunization/monitoring_surveillance/burden/vpd/standards/en)
11. U.S. DEPARTMENT OF HEALTH AND HUMAN SERVICES. National Vaccine Program Office. National Adult Immunization Plan. 2010. Disponível em: <<https://www.hhs.gov/sites/default/files/nvpo/national-adult-immunization-plan/naip.pdf>> Acessado em 16 de março de 2021.
12. Brazil. Ministry of Health. Department of Health Care. Technical Note - General morbidity by place of hospitalization from 2008. Available from: <[http://tabnet.datasus.gov.br/cgi/sih/Morb\\_geral\\_loc\\_int\\_2008.pdf/](http://tabnet.datasus.gov.br/cgi/sih/Morb_geral_loc_int_2008.pdf/)> Accessed February 20, 2021

13. Antunes JLF & Cardoso MRA. Use of time series analysis in epidemiological studies. *Epidemiol. Serv. Saúde*, Brasília, 24(3):565-576, Jul-Sep 2015.
14. Franc GC. Handout of linear models in time series. Federal University of Minas Gerais - UFMG. Institute of Exact Sciences - ICEX. Department of Statistics - EST. London. 2016. Available [in: ftp://est.ufmg.br/pub/glaura/MLST/Modelos%20Linear%20em%20S%20E9ries%20Time.pdf](ftp://est.ufmg.br/pub/glaura/MLST/Modelos%20Linear%20em%20S%20E9ries%20Time.pdf)
15. Favero LP. Quantitative methods with stata: procedures, routines and analysis of results. 1. Ed. - Rio de Janeiro: Elsevier, 2014. ISBN 978-85-352-5157-9. Kindle edition.
16. Doyon-Plourde P, Fakhri I, Tadount F, Fortin E, Quach C. Impact of influenza vaccination on healthcare utilization – A systematic review. *Vaccine* 37 (2019) 3179–3189.
17. Taddei C, Ceccherini V, Niccolai G, Porchia BR, Boccalini S, Levi M, et al. Attitude toward immunization and risk perception of measles, rubella, mumps, varicella, and pertussis in health care workers working in 6 hospitals of Florence, Italy 2011. *Human Vaccines & Immunotherapeutics* 2014, 10:9, 2612-2622.
18. Li X, Mukandavire C, Cucunubá ZM, Londono SE, Abbas K, Clapham HE, et al. Estimating the health impact of vaccination against ten pathogens in 98 low-income and middle-income countries from 2000 to 2030: a modelling study. *Lancet* 2021; 397: 398–408.
19. Wu Q, Zaid M, Xuan Z, Wang C, Gu H, Shi M, et al. Changes in epidemiological features of vaccine preventable infectious diseases among three eras of national vaccination strategies from 1953 to 2018 in Shanghai, China. *The Lancet Regional Health - Western Pacific* 7 (2021) 100092.
20. Cohen AL, Patel MK, Cherian T. Vaccines work: a reason for celebration and renewed commitment. *Lancet* 2021; 397: 351-352.

21. Amy Bright, Anna-Jane Glynn-Robinson, Stacey Kane, Rose Wright and Nathan Sau. Australian Government. Department of Health. The effect of COVID-19 public health measures on nationally notifiable diseases in Australia: preliminary analysis. Communicable Diseases Intelligence. 2020, vol44, 1-16. Disponível em <https://doi.org/10.33321/cdi.2020.44.85>. Acessado em 15 de março de 2021.
22. World Health Organization (WHO). Immunization agenda 2030: a global strategy to leave no one behind. April 1, 2020. Disponível em: [https://www.who.int/immunization/immunization\\_agenda\\_2030/en](https://www.who.int/immunization/immunization_agenda_2030/en)
23. World Health Organization (WHO). Global strategy for comprehensive vaccine-preventable disease (VPD) surveillance. June 19, 2020. Disponível em [https://www.who.int/publications/m/item/global-strategy-for-comprehensive-vaccine-preventable-disease-\(vpd\)-surveillance](https://www.who.int/publications/m/item/global-strategy-for-comprehensive-vaccine-preventable-disease-(vpd)-surveillance)

## TABLES

**Table 1.** Description of hospitalizations for immunopreventable diseases researched in Brazil, broken down by disease and age group (from 20 to 59 years), from 2008 to 2018:

IMMUNOPREVENTABLE DISEASE	AGES			
	20 - 29 years	30 - 39 years	40 - 49 years	50 - 59 years
Mumps	494	281	176	133
Whooping cough	66	57	58	46
Diphtheria	105	92	96	141
Yellow fever	282	361	421	338
Influenza	23456	20177	19677	21944
Hepatitis B	1151	2065	3045	3390
Meningococcal disease	2476	2014	1741	1338
Rubella / German measles	27	17	7	8
Measles	128	68	37	32
Neonatal and accidental tetanus	179	260	411	452
Chickenpox/Herpes Zoster	4488	4456	4999	6556
TOTAL	32852	29848	30668	34378

Source: SUS Information System (DATASUS - TABNET), data updated in February 2021.

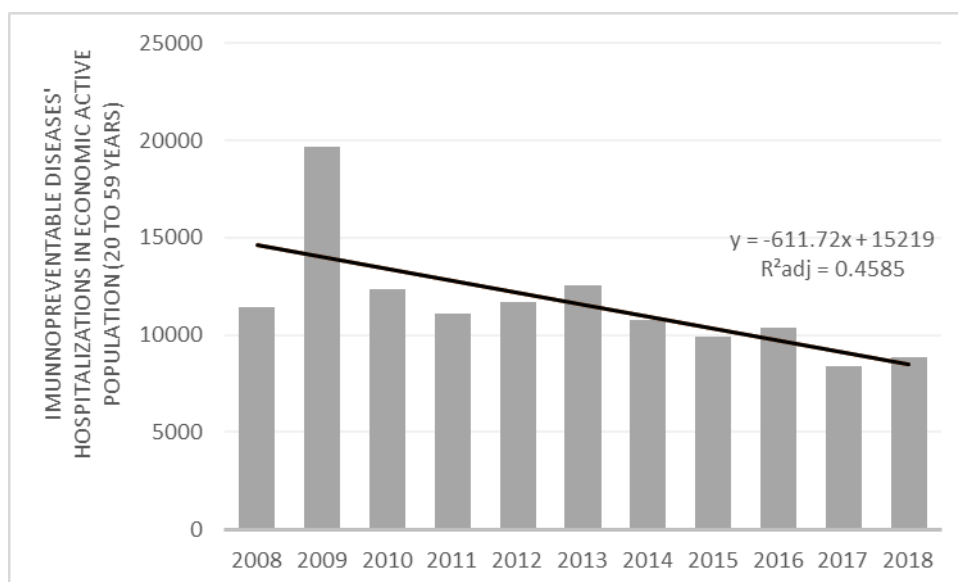
**Table 2.** Description of the values related to hospitalizations for immunopreventable diseases researched in Brazil, broken down by disease and age group (from 20 to 59 years), in the period from 2008 to 2018:

IMMUNOPREVENTABLE DISEASE	AGES			
	20 - 29 years	30 - 39 years	40 - 49 years	50 - 59 years
Mumps	R\$ 100,485.28	R\$ 58,824.95	R\$ 51,841.86	R\$ 34,766.63
Whooping cough	R\$ 65,585.32	R\$ 58,387.86	R\$ 94,306.22	R\$ 93,301.75
Diphtheria	R\$ 190,802.84	R\$ 189,147.44	R\$ 216,846.83	R\$ 384,056.01
Yellow fever	R\$ 642,186.04	R\$ 423,175.01	R\$ 570,689.54	R\$ 493,713.30
Influenza	R\$ 16,515,703.89	R\$ 14,921,731.37	R\$ 15,713,988.13	R\$ 18,265,972.35
Hepatitis B	R\$ 719,203.29	R\$ 1,729,574.63	R\$ 2,495,070.43	R\$ 2,869,201.02
Meningococcal disease	R\$ 4,425,265.05	R\$ 4,192,447.05	R\$ 3,951,200.20	R\$ 3,395,157.39
Rubella / German measles	R\$ 6,131.60	R\$ 2,832.55	R\$ 1,295.10	R\$ 1,664.22
Measles	R\$ 33,344.13	R\$ 25,596.52	R\$ 13,027.31	R\$ 14,008.51
Neonatal and accidental tetanus	R\$ 614,935.46	R\$ 1,318,430.67	R\$ 2,052,156.93	R\$ 2,800,066.40
Chickenpox/Herpes Zoster	R\$ 2,880,801.00	R\$ 3,221,943.80	R\$ 3,957,090.72	R\$ 5,876,140.94
TOTAL	R\$ 26,194,443.90	R\$ 26,142,091.85	R\$ 29,117,513.27	R\$ 34,228,048.52

Source: SUS Information System (DATASUS - TABNET), data updated in February 2021.

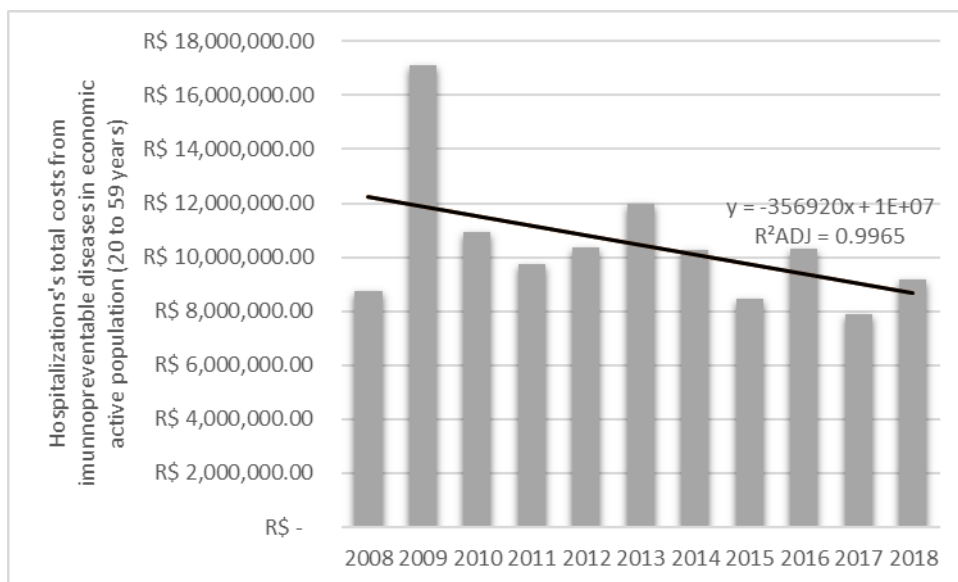
## GRAPHICS

**Graphic 1.** The graphic representation from the hospitalizations by immunopreventable diseases analysed in the economic active population from Brazil, in the period from 2008 to 2018.



Source: SUS Information System (DATASUS - TABNET), data updated in February 2021.

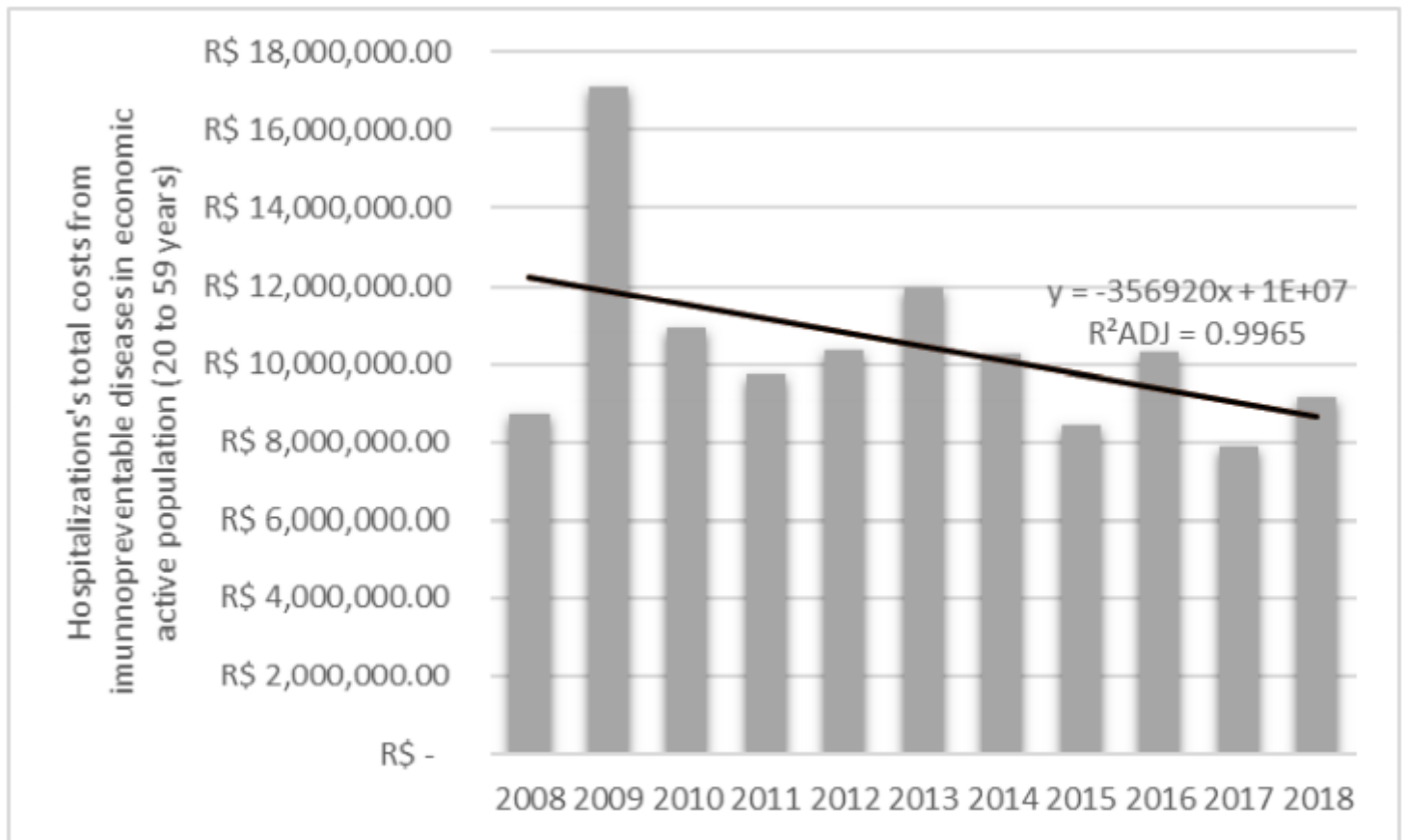
**Graphic 2.** The graphic representation from the total costs from the hospitalizations by the immunopreventable diseases analysed in the economic active population from Brazil, in the period from 2008 to 2018.



Source: SUS Information System (DATASUS - TABNET), data updated in February 2021.

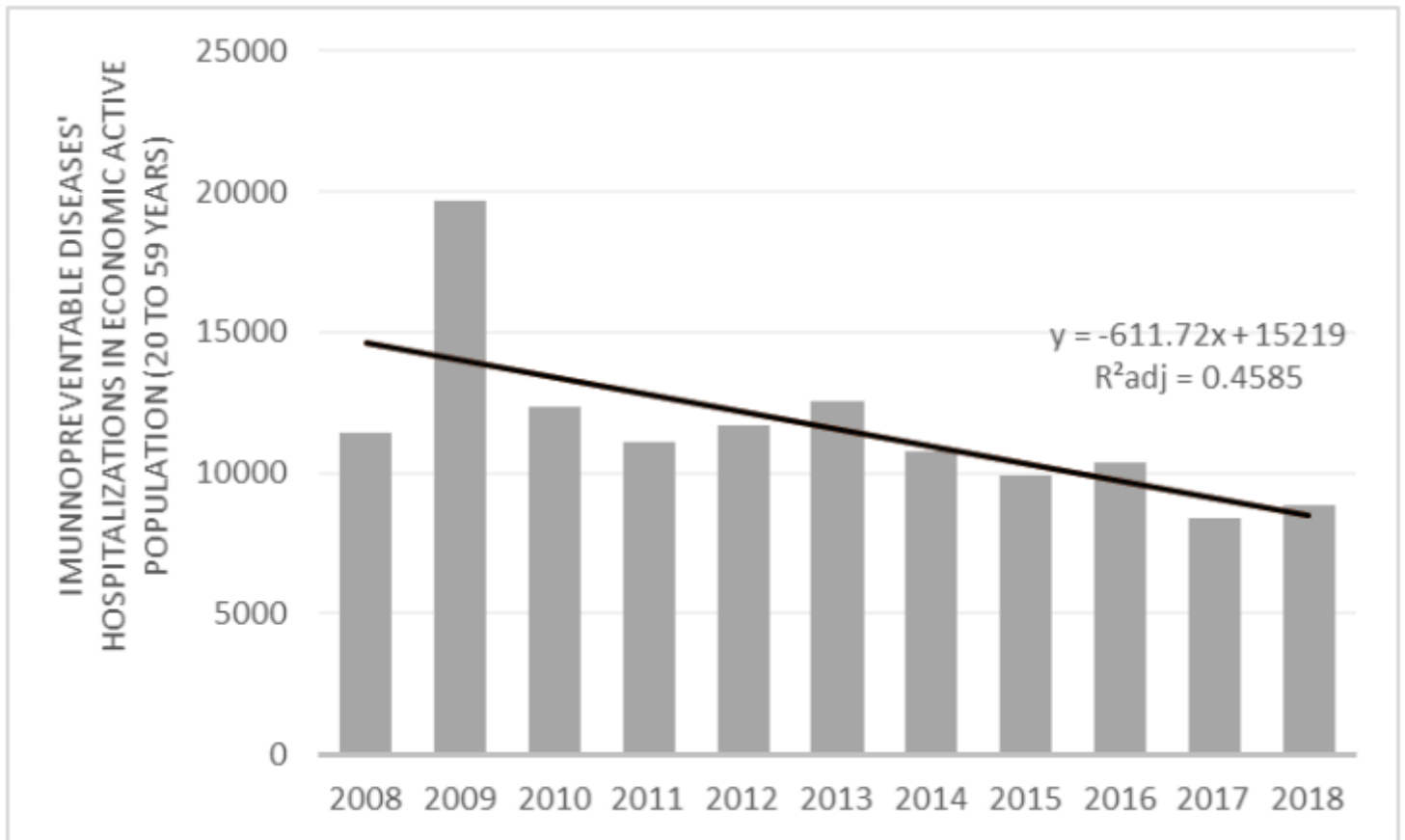


# Figures



**Figure 1**

The graphic representation from the hospitalizations by immunopreventable diseases analysed in the economic active population from Brazil, in the period from 2008 to 2018. Source: SUS Information System (DATASUS - TABNET), data updated in February 2021.



**Figure 2**

The graphic representation from the total costs from the hospitalizations by the immunopreventable diseases analysed in the economic active population from Brazil, in the period from 2008 to 2018.

Source: SUS Information System (DATASUS - TABNET), data updated in February 2021.