

# *Drymaria arenarioides*

Previous Next  
(factsheet.php?name=14593)  
(factsheet.php?type=p&name=14593)

## Name and classification

*Drymaria arenarioides* Humb. & Bonpl. ex Schultes  
Family Caryophyllaceae

## Common names

lightningweed, sandwort drymary, alfombrilla

## Disseminule

seed

## Description

Fruit a capsule (glossary.php#c ), 15–25 seeded. Seeds strongly C-shaped, with ends touching and slightly overlapping; 0.4–1.2 mm long x 0.4–0.8 mm wide x 0.3–0.6 mm thick, with a broad dorsal (glossary.php#d ) groove. Seeds may assume atypical shapes due to crowding. Surface dull, light brown to brown, completely covered with minute puzzle-shaped tubercles. Hilum (glossary.php#h ) concealed on ventral (glossary.php#v ) surface. Embryo peripheral; perisperm (glossary.php#p ) semi-translucent.

## Identification considerations

Seeds in the genus *Drymaria* vary considerably with respect to seed shape, color, and surface sculpturing. Sculpturing may be merely granular (glossary.php#g ) to very ornate, with tubercles of various shapes and outlines. Attention to these characters can aid in species determination. Seeds in the genus *Silene* generally have flat sides, with tubercles in regular rows that arise from variously shaped plates.

## Distribution

Mexico

## Habitat

dry areas, acid soils, hills and plains, stressed rangelands

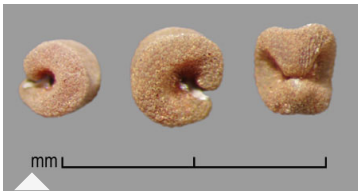
## General information

*Drymaria arenarioides* is a spreading perennial herb, up to 20 cm long. It invades rangeland, displacing desirable vegetation. Saponins in this plant are highly toxic to cattle, sheep and goats, resulting in major cattle losses in Mexico. While the plant is not documented in the U.S., it is spreading northward, reportedly to within one mile of New Mexico.

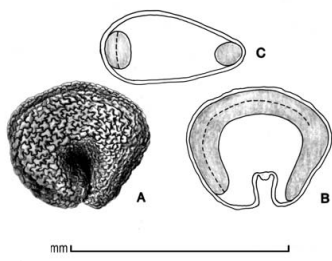
Previous Next  
(factsheet.php?factsheet=14655  
type=p&name=type=14655




seeds

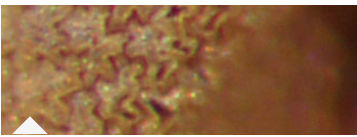


seeds




A, seed; B, longitudinal section showing embryo; C, transverse section; drawing by Lynda E. Chandler





surface reticulation of seed

---



fruit

---



Authors (about\_authors.php): J.L. Scher, D. S. Walters, and A.J. Redford

Edition 2.2 - last updated April 2015

Lucid mobile app for Android ([https://play.google.com/store/apps/details?id=com.lucidcentral.mobile.fnw\\_tool&hl=en](https://play.google.com/store/apps/details?id=com.lucidcentral.mobile.fnw_tool&hl=en)) and iOS

(<https://itunes.apple.com/us/app/federal-noxious-weeds-key/id819013797?mt=8>) | tool images at ITP Node

(<https://www.ipmimages.org/browse/projectthumb.cfm?proj=47>)

idtools.org (<https://idtools.org>)

(<http://www.usda.gov>) (<http://www.cdfa.ca.gov>) (<http://www.lu>

choose a page ▼

search fact sheets



# About this tool

## Copyright, citation, and disclaimers

*Federal Noxious Weed Disseminules of the U.S. (FNWD)* was developed by the USDA APHIS Identification Technology Program (ITP) in collaboration with the California Department of Agriculture (CDFA). During development of the first edition of the tool, the first author was based at the Seed Lab in CDFA's Plant Pest Diagnostics Center (PPDC). Currently, both authors are located at the Center for Plant Health Science and Technology (CPHST) Lab in Fort Collins, Colorado.

Most of the content in *FNWD* is a work of the U.S. Government and is in the public domain. Public domain information may be freely distributed or copied, but it is requested that appropriate acknowledgement be given. Attribution may be cited as follows:

Scher, J. L., D. S. Walters, and A.J. Redford. 2015. Federal noxious weed disseminules of the U.S., Edition 2.2. California Department of Food and Agriculture, and USDA APHIS Identification Technology Program. Fort Collins, CO. [date accessed.] <<http://idtools.org/id/fnw>>

"Photo by Julia Scher" may be added for attribution of all images without specific attribution except for images of *Acacia nilotica*, *Ageratina riparia*, *Arctotheca calendula*, *Euphorbia terracina*, *Inula britannica*, *Lygodium flexuosum*, *Lygodium microphyllum*, *Onopordum acaulon*, *Onopordum illyricum*, *Senecio inaequidens*, and *Senecio madagascariensis*. Any images associated with the fact sheets of these 11 species may be cited as "Photo by Deena Walters" if a specific attribution is otherwise lacking.

Not all materials in *FNWD* are in the public domain. Some images (photographs and drawings) that were obtained from individuals or organizations may be protected by copyright. The origin of most of these images has been indicated in the tool in image captions or on the Acknowledgements (about\_acknowledgements.php) page. You may need to obtain permission from the copyright holder to use, reproduce, or distribute these images. For information on authorship of individual images, how to reach copyright holders or to offer any feedback or comments, contact Julia Scher.

julia.l.scher@usda.gov  
(970) 490-4465

While the authors have made every effort to provide accurate information in *FNWD*, the authors, CDFA and USDA APHIS ITP specifically disclaim all legal liability with respect to the accuracy, completeness, or usefulness of any information contained in this tool. The authors and associated institutions shall assume no legal liability for any damages, including direct, indirect, consequential, compensatory, special, punitive, or incidental damages arising from or relating to the use of *FNWD* or the information and materials provided by or linked from *FNWD*.

Some web pages in this tool provide links to external sites for the convenience of the users. The authors, CDFA, and USDA APHIS ITP are not responsible for the availability or content of these external sites, nor do the authors, CDFA and USDA APHIS ITP endorse or warrant the products, services or information described or offered by these sites.

### About this tool

- ▶ Background (about.php)
- ▶ Tool format (about\_format.php)

- ▶ Taxa covered (about\_taxa.php)
- ▶ Tool updates (about\_updates.php)
- ▶ Key best practices (about\_key.php)
- ▶ Authors (about\_authors.php)
- ▶ Acknowledgements (about\_acknowledgements.php)
- ▶ References (about\_references.php)
- ▶ **Copyright, citation, disclaimers** (about\_citation.php)



Authors (about\_authors.php): J.L. Scher, D. S. Walters, and A.J. Redford

Edition 2.2 - last updated April 2015

Lucid mobile app for Android ([https://play.google.com/store/apps/details?id=com.lucidcentral.mobile.fnw\\_tool&hl=en](https://play.google.com/store/apps/details?id=com.lucidcentral.mobile.fnw_tool&hl=en)) and iOS

(<https://itunes.apple.com/us/app/federal-noxious-weeds-key/id819013797?mt=8>) | tool images at ITP Node

(<https://www.ipmimages.org/browse/projectthumb.cfm?proj=47>)

idtools.org (<https://idtools.org>)

(<http://www.usda.gov>) (<http://www.cdfa.ca.gov>) (<http://www.lu>