

PHILIPS

LED lighting

**REAL
PROs**
**REAL
QUALITY**

Professional LED lighting catalog

Discover our wide portfolio of innovative and efficient LED lamps and luminaires for both indoor and outdoor application areas.

New generation of energy saving A-class LED lamps, tubes and strips, CoreLine projectors and wall-mounted luminaires, and Ledinaire floodlights



December
2022

A light for every need

Welcome to this comprehensive overview of Philips' professional LED portfolio. Lamps, luminaires, handy overviews and time-saving tools – here you'll find everything you need, whatever your project demands.

Choose Philips LED lighting for:

The best products

- We're setting new standards for high-quality products that result in less maintenance, fewer technical hiccups and strengthens your reputation as a reliable lighting expert.
- Our products are designed with easy installation in mind, saving you time and money.
- From connected lighting solutions to 3D printed luminaires – with Philips you get LED lighting that's setting the reference in the industry and that keeps you ahead of the competition.

The widest portfolio

Whatever the need, whatever the budget: with our complete portfolio of LED lighting products you'll always have the right solution at hand.





Signify, previously known as Philips Lighting, is the world leader in connected LED lighting systems, software and services. We proudly market the best lighting brands in the world, including Philips and Interact.

PHILIPS

The Philips brand stands for quality and energy-efficiency in light. For over 125 years, Philips products have been at the forefront of innovation. Today Philips is recognized as the leading brand in lighting.

interact

Interact is the brand of our IoT software and platform that manages smart lighting systems and the data that those systems collect. Smart, simple and scalable, Interact software can be used in a wide range of application areas, from small offices to entire cities.

You and Signify – a reliable partnership

Close cooperation before, during and after projects is important to us. Our local service teams make sure you always get the competent support and information you need.

We are closely working with local wholesalers to offer you flexible and on-time delivery – and product availability you can rely on.

To help you stay on top of your game the [Signify Lighting Academy](#) offers a comprehensive range of educational resources for you to grow your expertise and get certified.

Brighter lives, better world

Signify is 100% carbon neutral since September 2020.

We recycle up to 90% of our manufacturing waste.

We use 100% renewable electricity.

Our paper packaging for LED lamps and luminaires is saving over 500,000 kilos of plastic waste per year.

Thank you for choosing Philips products offered by Signify and joining us on our mission!

Two new regulations for more sustainability



What you need to know about the EU's Ecodesign Regulation (SLR) and Energy Labelling Regulation (ELR)


In September 2021, the EU implemented two updated regulations, both with the goal of further expanding the lighting industry's lead in sustainability by delivering significant energy savings for lighting products and systems.

The Ecodesign Regulation – improving product performance

- Optimizing the design of light sources and separate control gear for more sustainability and efficiency
- Products that fail to meet requirements will be phased out (e.g. T8 fluorescent lamps in 2023)
- Lighting installations will have to be renovated with new energy-efficient light sources

The Energy Labelling Regulation – empowerment through information


- Introduced a new consumer-friendly energy label to empower end users to choose energy efficient products
- New scale reflects how efficient a product is – the definition of A to G has been changed based on the new efficacy requirements
- 'Containing Products' (products in which the light source, or separate control gears, can be replaced without damaging the product) do not need an energy label on the packaging. Most luminaires fall under this category.



Class	Lm/W
A	210
B	185
C	160
D	135
E	110
F	85
G	0

For more transparency, efficiency, sustainability – and a greener future.

Get ready for the EU's ban of fluorescent lights



The RoHS¹ directive of the European Union restricts the use of certain hazardous substances in electrical and electronic equipment, such as the use of mercury in lighting products. The directive included exemptions for a series of products that have now been revised by the European Commission – with great impact on fluorescent lighting products.

The SLR² (Ecodesign Regulation, in place since September 2021) additionally phases out products that fail to meet efficiency requirements. Together both regulations help protect the environment and public health by enforcing climate-friendly sustainable lighting.

Main consequences of RoHS

New

For general lighting purposes:

- A ban on T5 and T8 fluorescent lamps from August 24, 2023
- A ban on CFLni lamps from February 24, 2023

Main consequences of SLR

- A series of products already phased out by September 1, 2021
- Upcoming: ban of halogen capsules from September 1, 2023
- Upcoming: ban of T8 fluorescent lamps (600 mm, 1200 mm, 1500 mm)³

¹ Reduction of Hazardous Substances in electrical and electronic equipment

² Single Lighting Regulation

³ Affected by SLR and RoHS, RoHS leading by ban date

Be prepared – with Philips LED solutions

- Highest standard LED technology offers many benefits:
 - Drastically reduced energy costs and a longer lifetime
 - Similar, or even enhanced, lighting results compared to conventional products – with lower maintenance
 - LED lamps and luminaires can be integrated into smart lighting systems
- A wide portfolio of future-proof, easy to install and outstanding quality Philips LED lamps and luminaires makes the transition to LED as easy as possible in every application.

Switching to LED made easy

Use these overviews to see which lamps are affected by the regulations, when they will phase out, and which Philips LED lamps and luminaires offer hassle-free replacement.

Products affected by RoHS	Phase out ¹		Philips LED alternatives	RoHS exemptions prolonged	
	24.02.2023	24.08.2023		24.02.2025	24.02.2027
Fluorescent lamps portfolio					
Compact fluorescent lamps non-integrated PL-C, PL-S, PL-T, PL-L, PL-R, PL-Q					
Compact fluorescent lamps non-integrated – long life PL-C, PL-T, PL-L Xtra					
Linear fluorescent lamps T8					
Linear fluorescent lamps T5					
Linear fluorescent lamps – long life T8 Xtreme, T5 Xtra					
Continued: Non-linear fluorescent lamps² TL-E Circular (T9), TL-D U					
Continued: Linear fluorescent lamps for food display/industry Master TL-D food, TL5 Secura					
Continued: Linear fluorescent lamps for emergency application					
Continued: Linear fluorescent lamps for explosive environment/public transport ³ : TL-X XL, TLD 36W 1m					

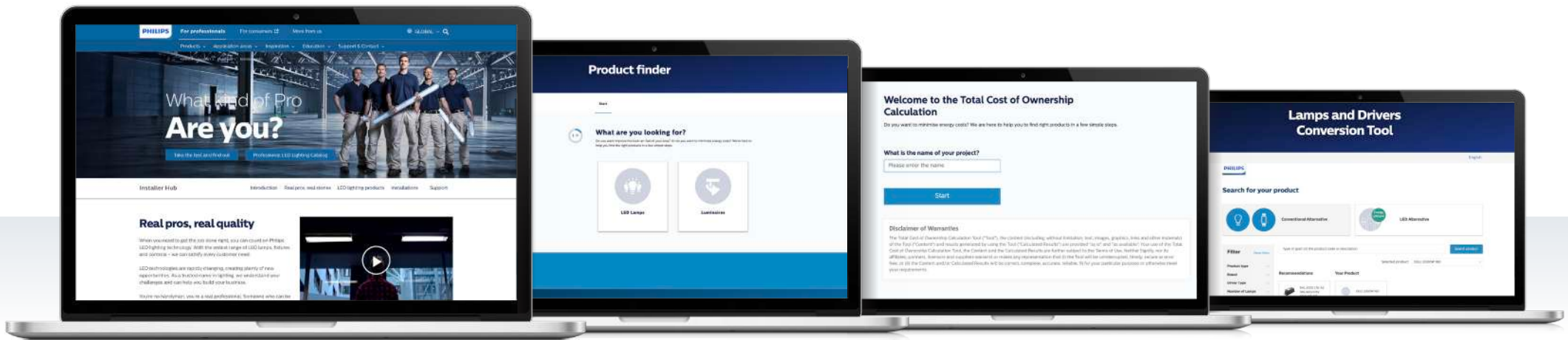
¹ Products already placed on the market may still be sold after these dates, but they may no longer be placed on the market

² Exception: MASTER T5 circular (ban date is 24.02.2023)

³ Not affected by RoHS

Real pros don't look – they find

A partner that understands the challenges you face, saves you time. Which is why we don't only offer a comprehensive portfolio of LED luminaires and lamps, but also a couple of handy online tools that make your life easier.



Installer hub

- All latest product information
- Installation videos and training
- Links to all tools
- And more!

Product finder

- Easily find the perfect LED lamp or luminaire for every budget and application demand

Total cost of ownership calculator

- Calculate the total cost of your product in a few simple steps

LED Conversion tool

- Use our tool to help clients switch to Philips' LEDs and enjoy energy savings of up to 75%* within 5 months**

*According to Signify modeling and market intelligence data

** Based on Philips MASTER LEDtube Ultra Efficient T8

Contents

12

Interact Ready

- 12 CoreLine Panel Office compliant
- 13 CoreLine Panel Non-office compliant
- 13 CoreLine Recessed Office compliant
- 14 CoreLine Surface-mounted Office compliant
- 14 CoreLine Waterproof
- 15 CoreLine Highbay Gen4
- 15 CoreLine Wall-mounted
- 16 MasterConnect LEDspot GU10
- 16 MasterConnect LEDtube EM/mains T8
- 17 Indoor Accessories

24

CoreLine LED luminaires

- 24 CoreLine Panel Office compliant
- 26 CoreLine Panel Non-office compliant
- 26 CoreLine Panel
- 28 CoreLine Recessed Office compliant
- 29 CoreLine Recessed Non-office compliant
- 30 CoreLine Surface-mounted Office compliant
- 31 CoreLine Surface-mounted Non-office compliant
- 32 CoreLine Batten
- 35 CoreLine Downlight
- 37 CoreLine SlimDownlight
- 38 CoreLine Waterproof
- 40 CoreLine tubular waterproof
- 41 CoreLine Trunking Gen2
- 43 CoreLine Highbay Gen4
- 44 CoreLine Highbay Gen5
- 46 CoreLine Value Highbay
- 47 CoreLine Projector gen2
- 48 CoreLine Wall-mounted
- 50 Spots
- 52 CoreLine Recessed Spot gen2
- 57 CoreLine tempo X-Large
- 58 CoreLine tempo large
- 59 CoreLine tempo medium
- 59 CoreLine tempo small
- 60 CoreLine Malaga LED

64

Ledinaire LED luminaires

- 64 Ledinaire Panel Office compliant
- 64 Ledinaire Panel Non-office compliant
- 65 Ledinaire Recessed Non-office compliant
- 66 Ledinaire Surface-mounted Office compliant
- 66 Ledinaire Surface-mounted Non-office compliant
- 67 Ledinaire Wall-mounted WL060V
- 67 Ledinaire Wall-mounted WL070V
- 68 Ledinaire Square Wall-mounted
- 68 Ledinaire Batten
- 69 Ledinaire High-bay
- 70 Ledinaire Waterproof
- 71 Ledinaire Waterproof Tube Housing
- 71 Ledinaire SlimDownlight DN065B
- 72 Ledinaire Recessed Downlight
- 72 Ledinaire Zadora LED
- 73 Ledinaire ClearAccent RS060/RS061
- 74 Ledinaire floodlights gen3



Contents

82

LED spots

- 82 MASTER UltraEfficient GU10
- 82 SceneSwitch LEDspot
- 83 MASTER LEDspot ExpertColor LV
- 84 MASTER LEDspot ExpertColor MV
- 85 MASTER LEDspot ExpertColor AR111
- 86 MASTER VALUE LEDspot LV
- 87 MASTER VALUE LEDspot MV
- 88 MASTER LEDspot LV
- 89 MASTER LEDspot PAR
- 89 CorePro LEDspot PAR
- 90 CorePro LEDspot Reflectors
- 91 CorePro LEDspot LV
- 92 CorePro LEDspot MV
- 93 CorePro LEDspot AR111
- 94 CorePro LEDcapsule LV
- 95 CorePro LEDcapsule MV
- 96 CorePro LEDlinear MV

97

LED bulbs

- 97 SceneSwitch LEDbulbs
- 97 Premium LED bulbs SceneSwitch
- 98 UltraEfficient LED bulb
- 99 Classic filament LEDbulbs
- 100 CorePro LEDbulbs
- 102 CorePro Glass LED bulbs
- 104 CorePro Glass High Lumen bulbs
- 104 CorePro Plastic LED Specialties
- 105 MASTER Glass LED bulbs
- 106 MASTER Plastic LEDbulbs
- 106 MASTER Plastic LED Dusk to Dawn
- 107 MASTER Plastic LED Sensor
- 107 MASTER Value Decorative LED bulbs
- 108 MASTER Value GLASS LED bulbs

110

LED candles & lusters

- 110 Candle LED
- 110 SceneSwitch LEDbulbs
- 111 CorePro GLASS LED candles and lusters
- 113 CorePro Plastic LEDcandles & lusters
- 114 CorePro Plastic LED Specialties
- 114 MASTER UltraEfficient LED candles and lusters
- 115 MASTER Value Decorative LED candles and lusters
- 116 MASTER GLASS LED candles and lusters
- 117 MASTER Value GLASS LED candles and lusters
- 119 MASTER Plastic LEDcandles & lusters

124

LED tubes

- 124 MASTER LEDtube T8 Ultra Efficient
- 125 MASTER LEDtube EM/Mains T8
- 126 MASTER Value LEDtube EM/mains T8
- 126 MASTER Value LEDtube Universal T8
- 127 MASTER LEDtube InstantFit HF T8
- 128 MASTER LEDtube InstantFit HF T5
- 129 MASTER LEDtube Mains T5
- 130 CorePro LEDtube EM/Mains T8
- 131 CorePro LED tube Universal T8

132

LED PL-lamps

- 132 CorePro LED PLC 2P
- 132 CorePro LED PLC 4P
- 133 CorePro LED PLC
- 133 CorePro LED PLS
- 134 CorePro LED PLL

140

TrueForce LED

- 140 Trueforce Core LED SON-T
- 140 TrueForce LED Industrial and Retail (Highbay – MH)
- 141 TrueForce LED Public (Urban/Road – HPL/SON)
- 142 Trueforce CorePro LED HPL
- 143 TrueForce Core LED Industrial and Retail (Highbay – HPI/SON/HPL)
- 143 TrueForce LED Public (Road/Area – SOX)
- 144 TrueForce LED Public (Road – SON)

Philips Interact Ready

interact
ready.



Office



Industry



Parking



Retail

Components



CoreLine recessed



CoreLine downlight



CoreLine highbay



CoreLine trunking



CoreLine waterproof



CoreLine slim
downlight



RF-DALI connector kit



CoreLine surface-mounted



MasterConnect LEDspot



CoreLine waterproof



CoreLine
wall-mounted



Wireless sensors



CoreLine panel



MasterConnect LEDtube



Wireless switches

Turn on a game-changer

Discover your possibilities with smart lighting for smart businesses

Many business owners will go the extra mile to get the very best out of their most important assets – their people. The working environment has a direct impact on their morale and productivity. There are many ways to achieve a better workplace – and one of them is through the right lighting.

Why upgrade to connected lighting?

Connected lighting means that LED lights with integrated sensors are connected to application software. As a result, it's possible to automate and optimize light settings for different areas within the building, allow users to personalize light settings and business owners to collect anonymized data on energy and cost performance. The possibilities of lighting automation boost energy savings and help your customers meet their sustainability targets.

The new Interact Pro system is the cost-efficient and wireless solution for every step of your SME customer's smart lighting journey. It includes three tiers that each provide the best solution for your customer's current need – and is also fully scalable so it can simply be upgraded when business requirements change, from smart to super-smart.

It seamlessly works with our Interact Ready luminaires and lamps which offer a direct point-for-point replacement of conventional lights.

How the connected lighting system comes together

interact ready. lighting available from

PHILIPS

Smart luminaires

Smart lamps

Smart sensors

Smart wall-switches

Works with

The Interact Pro system

interact

Step 1:
Start simple and lay the foundation



Just light points and an app!

Step 2:
Scale up for more benefits by adding a gateway



Profit from cloud-based benefits and functionality.

Step 3:
Tap the full potential of the IoT



Invaluable data helps make full use of the power of IoT.

Training and certification required

philips.com/interact-ready

Turn to the next page for more details on the tiers of the system

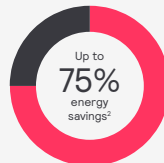
interact

From smart to super-smart

The Interact Pro system always provides the best solution for your customer's needs thanks to its three tiers that can easily be upgraded by adding new hardware or software. As the system grows, you can keep and build on all previously installed light points.

Step 1: Start simple and lay the foundation

- Install smart luminaires and lamps that contain an occupancy or daylight sensor.
- Simply connect the Philips Interact Ready luminaires and lamps with the intuitive Interact Pro app through a Bluetooth connection.
- Add sensors, switches or connector blocks for 3rd party light sources.
- Set-up is simple and straightforward: no need for additional wiring or access to the building's internet connection.
- Reduce wiring, commissioning and building modification, saving up to 80% on installation and material cost compared with more complex systems.
- Save up to 75% energy thanks to the granular dimming feature that lets sensors automatically adjust lighting to occupancy patterns and natural light levels.



¹Vs legacy systems based on installer interviews. Savings calculated for a project of 100 luminaires: 10% labor, 35% materials, 35% commissioning cost.

Step 2: Scale up for more benefits by adding a gateway

- Get access to cloud-based benefits and functionality, including regular feature updates.
- Create light schedules and easily manage light scenes via smartphone for user comfort and energy savings
- Multiple user devices can connect to the gateway to change light settings and schedules (mobile & desktop)
- Get remote access to real time lighting usage, energy consumption and scene adaptation for improved business operations
- Dashboard with lifetime and health of installed light points for efficient post-installation service, insurance of correctly running system and avoidance of system outages.
- Get a clear overview of all installed projects and users.



Step 3: Tap the full potential of the IoT

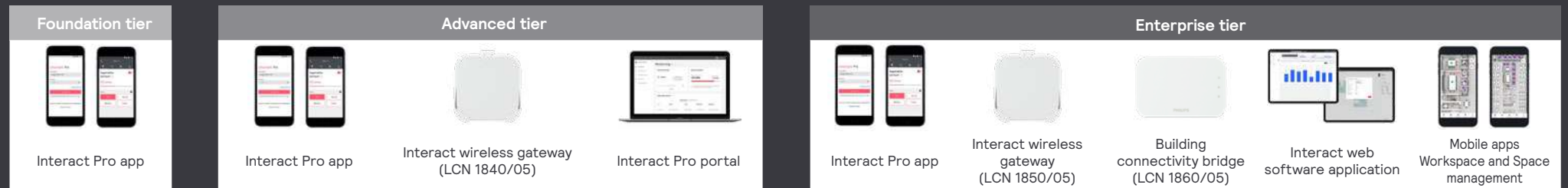
Training and certification required

- Get access to occupancy, asset health and environmental sensing data.
- Optimize workspace quality, improve safety and productivity and boost employee engagement – even across multi-sites.
- Unlock more savings and link to other IoT applications with BMS integration.
- Minimize waste with real time way-finding and desk/room booking tools.



²By upgrading to LED with advanced lighting controls. Source: Building Energy Exchange 2017

System building blocks:




The Interact system and software works seamlessly with all Philips Interact Ready products

Interact Ready

Now that more and more products are being connected to the internet, they are becoming smarter. This provides more flexibility, saves extra costs and offers more comfort. This means there is an opportunity for the installation sector to be part of the smart lighting on the internet, to offer a better experience for the end user. So far, small and medium-sized enterprises (SMEs) have remained excluded from these developments, but that is now a thing of the past. The luminaires and lamps from the list below are the first Interact Ready LED products and work seamlessly with the intuitive Interact Pro app and dashboard.

CoreLine Panel Office compliant

www.philips.com/interact-ready




	Product Type	LED	Lumen Output	Efficiency	Dimmable	Color Temp.	UGR	12NC	EOC code
		W	lm	lm/W		K			
NEW	RC132V G5 34S/830 WIA W60L60 OC	28.5	3400	120	InterAct Pro	3000	19	911401857984	95366600
NEW	RC132V G5 34S/830 WIA W60L60 OC W3	28.5	3400	120	InterAct Pro	3000	19	911401858884	95375800
NEW	RC132V G5 36S/840 WIA W30L120 OC	28.5	3600	125	InterAct Pro	4000	19	911401858484	95371000
NEW	RC132V G5 36S/840 WIA W30L120 OC W3	28.5	3600	125	InterAct Pro	4000	19	911401859184	95378900
NEW	RC132V G5 36S/840 WIA W60L60 OC	28.5	3600	125	InterAct Pro	4000	19	911401858084	95367300
NEW	RC132V G5 36S/840 WIA W60L60 OC TP(a)	28.5	3600	125	InterAct Pro	4000	19	911401859284	95379600
NEW	RC132V G5 36S/840 WIA W60L60 OC W3	28.5	3600	125	InterAct Pro	4000	19	911401858984	95376500
NEW	RC133V G5 34S/830 WIA W62L62 OC	28.5	3400	120	InterAct Pro	3000	19	911401858284	95369700
NEW	RC133V G5 36S/840 WIA W62L62 OC	28.5	3600	125	InterAct Pro	4000	19	911401858384	95370300
NEW	RC132V G5 36/840 WIA W60L60 OC ELB3TP(a)	34	3600	107	InterAct Pro	4000	19	910505102375	01395700
NEW	RC132V G5 36S/840 WIA W30L120 OC ELB3	34	3600	107	InterAct Pro	4000	19	910505102368	01388900
NEW	RC132V G5 36S/840 WIA W30L120 OC ELB3 W4	34	3600	107	InterAct Pro	4000	19	910505102372	01392600
NEW	RC132V G5 36S/840 WIA W60L60 OC ELB3	34	3600	107	InterAct Pro	4000	19	910505102366	01386500
NEW	RC132V G5 36S/840 WIA W60L60 OC ELB3 W4	34	3600	107	InterAct Pro	4000	19	910505102371	01391900
NEW	RC132V G5 43S/840 WIA W60L60 OC ELB3	34	4300	128	InterAct Pro	4000	19	910505102374	01394000
NEW	RC132V G5 43S/840 WIA W60L60 OC ELB3 W4	34	4300	128	InterAct Pro	4000	19	910505102376	01396400
NEW	RC132V G5 43S/840 WIA W60L60 OC	34.5	4300	125	InterAct Pro	4000	19	911401858184	95368000
NEW	RC132V G5 43S/840 WIA W60L60 OC W3	34.5	4300	125	InterAct Pro	4000	19	911401859084	95377200

Interact Ready

CoreLine Panel Non-office compliant


www.philips.com/interact-ready



	Product Type	LED	Lumen Output	Efficiency	Dimmable	Color Temp.	UGR	12NC	EOC code
		W	lm	lm/W		K			
NEW	1 RC132V G5 34S/830 WIA W60L60 NOC	28.5	3400	120	InterAct Pro	3000	22	911401857684	95363500
NEW	1 RC132V G5 34S/830 WIA W60L60 NOC W3	28.5	3400	120	InterAct Pro	3000	22	911401858584	95372700
NEW	2 RC132V G5 36S/840 WIA W30L120 NOC	28.5	3600	125	InterAct Pro	4000	22	911401857884	95365900
NEW	1 RC132V G5 36S/840 WIA W60L60 NOC	28.5	3600	125	InterAct Pro	4000	22	911401857784	95364200
NEW	1 RC132V G5 36S/840 WIA W60L60 NOC W3	28.5	3600	125	InterAct Pro	4000	22	911401858684	95373400
NEW	1 RC132V G5 36S/840 WIA W60L60 NOC ELB3	34	3600	107	InterAct Pro	4000	22	910505102367	01387200
NEW	1 RC132V G5 36S/840 WIA W60L60 NOC ELB3 W4	34	3600	107	InterAct Pro	4000	22	910505102370	01390200
NEW	1 RC132V G5 43S/840 WIA W60L60 NOC ELB3	34	4300	128	InterAct Pro	4000	22	910505102369	01389600
NEW	1 RC132V G5 43S/840 WIA W60L60 NOC ELB3 W4	34	4300	128	InterAct Pro	4000	22	910505102373	01393300
NEW	1 RC132V G5 43S/840 WIA W60L60 NOC W3	34.5	4300	125	InterAct Pro	4000	22	911401858784	95374100

CoreLine Recessed Office compliant

www.philips.com/interact-ready




	Product Type	LED	Lumen Output	Efficiency	Dimmable	Color Temp.	UGR	12NC	EOC code
		W	lm	lm/W		K			
	RC136B 40S/830 WIA W60L60 OC	31	4000	135	Wireless	3000	19	911401896681	51504800
	RC136B 40S/830 WIA W60L60 OC W3	31	4000	135	Wireless	3000	19	911401867482	53239700
	RC136B 43S/840 WIA W30L120 OC	31	4300	140	Wireless	4000	19	911401867382	53238000
	RC136B 43S/840 WIA W30L120 OC W3	31	4300	140	Wireless	4000	19	911401867682	53241000
	RC136B 43S/840 WIA W60L60 OC	31	4300	140	Wireless	4000	19	911401896781	51505500
	RC136B 43S/840 WIA W60L60 OC W3	31	4300	140	Wireless	4000	19	911401867582	53240300

Interact Ready

CoreLine Surface-mounted Office compliant

www.philips.com/interact-ready



Product Type	LED	Lumen Output	Efficiency	Dimmable	Color Temp.	UGR	12NC	EOC code
	W	lm	lm/W		K			
SM136V 40S/830 WIA W20L120 OC	31	4000	135	Wireless	3000	19	911401896881	51506200
SM136V 40S/830 WIA W20L120 OC W3	31	4000	135	Wireless	3000	19	911401867782	53242700
SM136V 40S/830 WIA W20L150 OC	31	4000	135	Wireless	3000	19	911401897081	51508600
SM136V 43S/840 WIA W20L120 OC	31	4300	140	Wireless	4000	19	911401896981	51507900
SM136V 43S/840 WIA W20L120 OC W3	31	4300	140	Wireless	4000	19	911401867882	53243400
SM136V 43S/840 WIA W20L150 OC	31	4300	140	Wireless	4000	19	911401897181	51509300

CoreLine Waterproof

www.philips.com/interact-ready



Product Type	LED	Lumen Output	Efficiency	Dimmable	Color Temp.	UGR	Integrated emergency 3 hours	12NC	EOC code
	W	lm	lm/W		K				
WT120C G2 LED40S/840 WIA L1200	26	4000	154	Wireless	4000	25		910505101269	97576000
WT120C G2 LED40S/840 WIA TW3 L1200	26	4000	154	Wireless	4000	25		910505101273	97580700
WT120C G2 LED40S/840 WIA ELB3 L1200	34	4000	118	Wireless	4000	25	Yes	910505101270	97577700
WT120C G2 LED65S/840 WIA L1500	45.5	6500	143	Wireless	4000	25		910505101271	97578400
WT120C G2 LED65S/840 WIA TW3 L1500	45.5	6500	143	Wireless	4000	25		910505101274	97581400
WT120C G2 LED65S/840 WIA ELB3 L1500	52.5	6500	124	Wireless	4000	25	Yes	910505101272	97579100
WT120C G2 LED80S/840 WIA ELB3 L1500	67	8000	119	Wireless	4000	25		910505103014	96535500

Interact Ready

CoreLine Highbay Gen4

www.philips.com/interact-ready



Product Type	LED	Lumen Output	Efficiency	Dimmable	Color Temp.	UGR	12NC	EOC code
	W	lm	lm/W		K			
BY120P G4 LED100S/840 SRD NB H4	73	10.500	144	Wireless	4000	22	911401507681	52704100
BY120P G4 LED100S/840 SRD WB H4	73	10.500	144	Wireless	4000	24	911401507881	52706500
BY121P G4 LED200S/840 SRD NB H4	145	20.500	141	Wireless	4000	22	911401507781	52705800
BY121P G4 LED200S/840 SRD WB H4	145	20.500	141	Wireless	4000	26	911401507981	52707200
BY122P G4 LED250S/840 SRD NB H4	183	25.500	139	Wireless	4000	22	911401531481	52703400
BY122P G4 LED250S/840 SRD WB H4	183	25.500	139	Wireless	4000	26	911401531581	52708900

CoreLine Wall-mounted

www.philips.com/interact-ready



Product Type	LED	Lumen Output	Efficiency	Beam Angle	Dimmable	Color Temp.	UGR	12NC	EOC code
	W	lm	lm/W	°		K			
WL140V LED20S/830 WIA WH	22	2100	95	120	InterAct office	3000	24	910505101546	97860000
WL140V LED20S/840 WIA WH	22	2200	100	120	InterAct office	4000	24	910505101547	97861700
WL140V LED34S/830 WIA WH	35.5	3350	94	120	InterAct office	3000	25	910505101548	97862400
WL140V LED34S/840 WIA WH	35.5	3400	95	120	InterAct office	4000	25	910505101549	97863100

Interact Ready

MasterConnect LEDspot GU10

www.philips.com/interact-ready



Product Type	LED	Lumen Output	Efficiency	Luminous Intensity	Beam Angle	Dimmable	CRI	Color Temp.	Lifetime	Lamp diameter	Total length	EEL	12NC	EOC code
	W	lm	lm/W	cd	°			K	Hrs.					
MC LEDspot IA 4.7-50W GU10 927 36D	4.7	345	73	500	36	Wireless Dim	90	2700	25.000	50	100	F	929002253702	69392300
MC LEDspot IA 4.7-50W GU10 930 36D	4.7	345	73	500	36	Wireless Dim	90	3000	25.000	50	100	F	929002253802	69394700
MC LEDspot IA 4.7-50W GU10 940 36D	4.7	345	73	500	36	Wireless Dim	90	4000	25.000	50	100	F	929002253902	69396100

MasterConnect LEDtube EM/mains T8

www.philips.com/interact-ready



Product Type	LED	Lumen Output	Efficiency	Beam Angle	Dimmable	CRI	Color Temp.	Lifetime	Lamp diameter	Total length	EEL	12NC	EOC code
	W	lm	lm/W	°			K	Hrs.					
MasterConnect LEDtube IA 600mm HO 7W840 T8	7	1050	150	160	Wireless Dim	83	4000	60.000	25.8	23-5/8 in	D	929002295302	71748300
MasterConnect LEDtube IA 600mm HO 7W865 T8	7	1050	150	160	Wireless Dim	83	6500	60.000	25.8	23-5/8 in	D	929002295402	71750600
MasterConnect LEDtube IA 1200mm UO 16W840 T8	16	2500	156	160	Wireless Dim	83	4000	60.000	25.8	1200	D	929002210402	66970600
MasterConnect LEDtube IA 1200mm UO 16W865 T8	16	2500	156	160	Wireless Dim	83	6500	60.000	25.8	1200	D	929002210502	66972000
MasterConnect LEDtube IA 1500mm UO 25W840 T8	25	3700	148	160	Wireless Dim	83	4000	60.000	25.8	1500	D	929002210802	66976800
MasterConnect LEDtube IA 1500mm UO 25W865 T8	25	3700	148	160	Wireless Dim	83	6500	60.000	25.8	59-1/16 in	D	929002210902	66978200

Interact Ready

Indoor Accessories

www.philips.com/interact-ready



1/10/20/50 PACK

Product Type	Dimmable	12NC	EOC code
OCC SENSOR IA CM IP42 WH	Wireless	929001819002	77752700
OCC-DL SENSOR IA CM IP42 WH	Wireless	929001819102	77754100
Interact Ready RF DALI Connector	Wireless	913701047003	26616200
LCN1840/05 Interact Pro wireless gateway	Wireless	913701037703	77579000
LCN3110/05 OCC SENSOR IA CM IP65 WH	Wireless	913701043903	74542400
LCN3120/05 OCC-DL SENSOR IA CM IP65 WH	Wireless	913701044003	74545500
UID8480/10 ZGP Switch Dim 4B	Wireless	913701055803	27380100



LED luminaires for every challenge

Range tiering

Finding the right luminaires for different plans, needs and budgets is easy with the extensive Philips portfolio. It ensures that you always have a quality solution at the price you want.



The CoreLine range offers a number of **Interact Ready luminaires**. They come with integrated wireless communications, fully compatible with gateways, sensors and software to set up a smart lighting system.

Product highlights include:

CoreLine waterproof

Easily install durable lighting in industry and parking applications.



CoreLine recessed and surface-mounted

Optimize lighting and energy savings in office, public and healthcare applications.



[Click here for the full range of Interact Ready CoreLine luminaires](#)

interact ready.

Philips CoreLine

Performance



Office



Industry



Parking



Retail



Outdoor



CoreLine recessed



CoreLine highbay



CoreLine waterproof

Interact ready.



CoreLine projector



CoreLine malaga



CoreLine surface-mounted



CoreLine waterproof

Interact ready.



CoreLine wall-mounted



CoreLine recessed spot



CoreLine tempo



CoreLine panel

Interact ready.



CoreLine trunking



CoreLine batten



CoreLine slim downlight

Interact ready.



CoreLine bollard



CoreLine downlight

Interact ready.



CoreLine batten



CoreLine Tubular waterproof (PC)



CoreLine Tubular waterproof (PMMA)

Contents

Interact Ready

CoreLine

Ledinaire

LED spots

LED bulbs

LED candles & lusters

LED tubes

LED PL-lamps

TrueForce



Real pros bring lighting to new levels

The Philips CoreLine range is the reference for innovative good quality, easy-to-use lighting solutions for every project where light really matters

When lighting really matters, you want to offer your customers the absolute best in quality and choice. Philips CoreLine gives you all that and more with a full range of easy to install LED luminaires for every application and situation.

All CoreLine luminaires are easy to handle and install – which makes total sense, because the quicker you can finish an installation, the sooner you can move onto the next job. And more installations mean more turnover.

Selected CoreLine luminaires offer the MultiLumen or MultiColor feature, a choice of multiple lumen outputs or light colors in one single luminaire. Giving you more flexibility and choice on the

job. Also available within the range are Interact Ready luminaires with integrated wireless communications, fully compatible with gateways, sensors and software to set up a smart lighting system.

Enjoy more performance and variety with Philips CoreLine – the complete range of high quality LED lighting that's setting the reference in the market.



Innovative

CoreLine luminaires are the first Interact Ready LED luminaires and work seamlessly with the intuitive Interact Pro app and dashboard.



Easy-to-install

The efficient design of CoreLine LED luminaires enables replacement of existing lights, with no need for expensive re-wiring or new ceiling configurations.



High quality

At the heart of CoreLine's high-quality light is LED technology. Its long lifetime enables you to meet every demand and provide the best lighting solution.

Philips CoreLine projector

The new Philips CoreLine projector: enjoy high-quality LED lighting with maximum flexibility and easy installation.

- New, even more compact design (ø 80 mm × 125 mm)
- Modern and minimalistic look in white or black finish ensures the projector blends in to many interior designs
- One to one replacement to conventional CDM-standard-based projectors
- Fits to most standard 3C tracks in the European market
- Robust metal housing and hinge
- Integrated driver
- Energy-efficient: 100–110 lm/W
- High color rendering (CRI 90)
- Color temperature 3000 or 4000 K
- 25 or 38 degree beam angle with 3000 lm light output

[Click here to see all products](#)



Philips CoreLine wall-mounted

Product highlight

The new Philips CoreLine wall-mounted provides the kind of variety, performance and cost-saving durability hard-working lighting needs.

- Suitable for indoor and outdoor installation (UV-resistant)
- Optional integrated wireless motion detection (MDU) and emergency lighting (EL) module
- Optional external smart sensor that works with connected lighting systems (Interact Ready)
- Waterproof (IP65) and vandal-proof (IK10)
- Improved efficacy: up to 110 lm/W
- MultiColor/Lumen feature – warm and cool white light, as well as two lumen packages (1200-2000 lm or 2000-3400 lm) in one luminaire
- Slim and unobtrusive design with three color choices (White, Black, Grey)

[Click here to see all products](#)





Style meets cost-effective reliability: Philips CoreLine tubular waterproof (PC)



Efficacy
of up to
130lm/W for
more energy
savings

Differentiating look

- Modern, industrial tube design with metal end caps, and black cable glands
- Perfect for customers looking for outstanding lighting design in offices, public buildings, and hospitality applications

High robustness

- Single piece architecture – no loose parts
- High mechanical (IK10) and water ingress protection (IP68)
- Tubular shape prevents dust accumulation
- Extra long lifetime of 50,000 hours (L80)
- UV-resistant cover

Easy installation

- Push-in external connector
- Through-wired by default
- Fully flexible mounting with optional tilting and adjustable brackets

Perfect for application in:



Offices



Public buildings



Hotels



Restaurants

Elevate every space with a modern industrial look – and convince your clients with high savings thanks to energy-efficiency and reduced maintenance.

Withstands the toughest conditions: Philips CoreLine tubular waterproof (PMMA)



Extra high
water ingress
protection of
IP67/IP69K*

Excellent robustness

- Single piece architecture
- High mechanical (IK06) and water ingress protection (IP67/IP69K*)
- Robust, PMMA cover material
- Tubular shape prevents dust accumulation
- UV-resistant cover
- Very long lifetime of 50,000 hours (L80)

Compliant product design

- Product architecture supports cleaning norms (no edges, grooves, or clips)
- Simple installation and removal of luminaire eases cleaning process
- High ingress protection enables cleaning with high-pressure water cleaners
- Supports compliance to food application standards (a.o. HACCP, IFS)

Easy installation

- Push-in external connector
- Through-wired by default
- Flexible positioning
- Fast installation means no downtime for customers

Optimized for application in:



Livestock sector



Chemical industry



Food industry

Provide your industrial customers with robust lighting that enhances safety and productivity – and lowers energy and maintenance costs at the same time.

* Type of protection: IP67 (DIN EN 60529), IP69K (ISO 20653:2013)

Designed with one thing in mind: you.

You know what really matters on the job. Fast and easy installation, right? You want to be in and out, quickly, efficiently and professionally. The CoreLine range has been designed to help you do exactly that.

No tools, no nonsense

Making your life extra easy is the 3-phase push-in connector: simply detach, wire and re-connect with the luminaire. It comes with a through wiring option for more flexibility and can be found in CoreLine recessed spots, panels, recessed and surface-mounted luminaires and battens.

Other luminaires, such as the CoreLine projectors and highbays, have preassembled connectors, so installation is as quick and straightforward as plug and play.



Push-in connector

Preassembled connector



Lightweight and compact design



Optimized sliders and locks

Easy handling

Here's just a few examples of how we constantly improve our CoreLine luminaires to make them more pleasant to handle:

- Longer sliders and improved locks for easier opening and closing (CoreLine waterproof)
- Light weight and compact size (recessed spot and highbay)
- Modular design for easy replacement of modules or accessories (recessed spot)
- Robust details – such as the metal hinge of the CoreLine projector
- No sharp edges on the panel, recessed and surface-mounted luminaires


[Click here for a compilation of handy installation videos for most CoreLine products!](#)

CoreLine LED luminaires

Philips CoreLine offers a full range of LED lighting solutions that keeps installation time to a minimum, while saving a maximum of energy. Whether old or new, optimal lighting can transform a building into something truly special and turn it into a place where people enjoy working and living. Give your customers that “wow” moment with Philips CoreLine: the complete range of high quality LED lighting that’s setting the reference in the market. Because when light really matters, you don’t want to take a chance.

CoreLine Panel Office compliant

www.philips.com/coreline




	Product Type	LED	Lumen Output	Efficiency	Dimmable	Color Temp.	UGR	12NC	EOC code
		W	lm	lm/W		K			
NEW	1 RC132V G5 34S/830 PSD W30L120 OC	28.5	3400	120	DALI	3000	19	911401841884	95012200
NEW	1 RC132V G5 34S/830 PSD W30L120 OC W5	28.5	3400	120	DALI	3000	19	911401843484	95028300
NEW	2 RC132V G5 34S/830 PSD W60L60 OC	28.5	3400	120	DALI	3000	19	911401841484	95008500
NEW	2 RC132V G5 34S/830 PSD W60L60 OC W5	28.5	3400	120	DALI	3000	19	911401843284	95026900
NEW	2 RC132V G5 34S/830 PSU W60L60 OC	28.5	3400	120	-	3000	19	911401841084	95004700
NEW	2 RC132V G5 34S/830 PSU W60L60 OC W3	28.5	3400	120	-	3000	19	911401842884	95022100
NEW	1 RC132V G5 36S/840 PSD W30L120 OC	28.5	3600	125	DALI	4000	19	911401841984	95013900
NEW	1 RC132V G5 36S/840 PSD W30L120 OC W5	28.5	3600	125	DALI	4000	19	911401843584	95029000
NEW	2 RC132V G5 36S/840 PSD W60L60 OC	28.5	3600	125	DALI	4000	19	911401841584	95009200
NEW	2 RC132V G5 36S/840 PSD W60L60 OC TP(a)	28.5	3600	125	DALI	4000	19	911401859384	95380200
NEW	2 RC132V G5 36S/840 PSD W60L60 OC W5	28.5	3600	125	DALI	4000	19	911401843384	95027600
NEW	1 RC132V G5 36S/840 PSU W30L120 OC	28.5	3600	125	-	4000	19	911401841384	95007800
NEW	1 RC132V G5 36S/840 PSU W30L120 OC W3	28.5	3600	125	-	4000	19	911401843084	95024500
NEW	2 RC132V G5 36S/840 PSU W60L60 OC	28.5	3600	125	-	4000	19	911401841184	95005400
NEW	2 RC132V G5 36S/840 PSU W60L60 OC W3	28.5	3600	125	-	4000	19	911401842984	95023800
NEW	3 RC133V G5 36S/840 PSD W62L62 OC	28.5	3600	125	DALI	4000	19	911401841784	95011500
NEW	3 RC133V G5 36S/840 PSU W62L62 OC	28.5	3600	125	-	4000	19	911401841284	95006100
NEW	3 RC133V G5 34S/830 PSED W62L62 OC	30	3400	113	DALI	3000	19	910505102357	01377300
NEW	3 RC133V G5 36S/840 PSED W62L62 OC	30	3600	120	DALI	4000	19	910505102356	01376600
NEW	2 RC132V G5 34S/830 PSD W60L60 OC ELB3	34	3400	100	DALI	3000	19	910505102354	01374200
NEW	1 RC132V G5 36S/840 PSD W30L120 OC ELB3	34	3600	106	DALI	4000	19	910505102350	01370400
NEW	1 RC132V G5 36S/840 PSD W30L120OCELB3W4W2	34	3600	106	DALI	4000	19	910505102363	01383400
NEW	2 RC132V G5 36S/840 PSD W60L60 OC ELB3	34	3600	106	DALI	4000	19	910505102347	01367400
NEW	2 RC132V G5 36S/840 PSD W60L60 OC ELB3W4W2	34	3600	106	DALI	4000	19	910505102360	01380300
NEW	1 RC132V G5 36S/840 PSU W30L120 OC ELB3	34	3600	106	-	4000	19	910505102349	01369800

CoreLine LED luminaires

CoreLine Panel Office compliant - Continued

www.philips.com/coreline




	Product Type	LED	Lumen Output	Efficiency	Dimmable	Color Temp.	UGR	IP rating	12NC	EOC code
		W	lm	lm/W		K				
NEW	① RC132V G5 36S/840 PSU W30L120 OC ELB3 W4	34	3600	106	-	4000	19	IP20/44	910505102362	01382700
NEW	② RC132V G5 36S/840 PSU W60L60 OC ELB3	34	3600	106	-	4000	19	IP20/44	910505102348	01368100
NEW	② RC132V G5 36S/840 PSU W60L60 OC ELB3W4	34	3600	106	-	4000	19	IP20/44	910505102359	01379700
NEW	② RC132V G5 29_34_40S/830 PSD W60L60 OC	34.5	4000	120	DALI	3000	19	IP20/44	911401844284	95036800
NEW	② RC132V G5 29_34_40S/830 PSU W60L60 OC	34.5	4000	120	-	3000	19	IP20/44	911401843684	95030600
NEW	② RC132V G5 31_36_43S/840 PSD W60L60 OC	34.5	4300	125	DALI	4000	19	IP20/44	911401844384	95037500
NEW	② RC132V G5 31_36_43S/840 PSU W60L60 OC	34.5	4300	125	-	4000	19	IP20/44	911401843784	95031300
NEW	② RC132V G5 36S/940 PSD W60L60 OC	34.5	3600	104	DALI	4000	19	IP20/44	911401842384	95017700
NEW	① RC132V G5 36S/940 PSU W30L120 OC	34.5	3600	104	-	4000	19	IP20/44	911401842284	95016000
NEW	② RC132V G5 36S/940 PSU W60L60 OC	34.5	3600	104	-	4000	19	IP20/44	911401842184	95015300
NEW	③ RC133V G5 29_34_40S/830 PSD W62L62 OC	34.5	4000	120	DALI	3000	19	IP20/44	911401844484	95038200
NEW	③ RC133V G5 29_34_40S/830 PSU W62L62 OC	34.5	4000	120	-	3000	19	IP20/44	911401843884	95032000
NEW	③ RC133V G5 31_36_43S/840 PSD W62L62 OC	34.5	4300	125	DALI	4000	19	IP20/44	911401844584	95039900
NEW	③ RC133V G5 31_36_43S/840 PSU W62L62 OC	34.5	4300	125	-	4000	19	IP20/44	911401843984	95033700
NEW	③ RC133V G5 31_36_43S/865 PSU W62L62 OC	34.5	4300	125	-	6500	19	IP20/44	911401844084	95034400
NEW	③ RC133V G5 43S/865 PSED W62L62 OC	37	4300	116	DALI	6500	19	IP20/44	910505102379	01399500
NEW	② RC132V G5 31_36_43S/840 PSD W60L60OCELB3	40	4300	107	DALI	4000	19	IP20/44	910505102351	01371100
NEW	② RC132V G5 31_36_43S/840PSD6060OCELB3W4W2	40	4300	107	DALI	4000	19	IP20/44	910505102365	01385800
NEW	② RC132V G5 31_36_43S/940 PSD W30L120 OC	40	4300	107	DALI	4000	19	IP20/44	911401844684	95040500
NEW	② RC132V G5 43S/940 PSD W60L60 OC	40	4300	107	DALI	4000	19	IP20/44	911401842484	95018400
NEW	② RC132V G5 48S/840 PSD W60L60 OC	40	4800	120	DALI	4000	19	IP20/44	911401841684	95010800
NEW	④ RC132V G5 40S/830 SIA W60L60 OC IA4	45.5	4000	101	InterAct Pro	3000	19	IP20	910505102378	01398800
NEW	④ RC132V G5 43S/840 SIA W60L60 OC IA4	45.5	4300	101	InterAct Pro	4000	19	IP20	910505102377	01397100

CoreLine LED luminaires

CoreLine Panel Non-office compliant


www.philips.com/coreline



Product Type		LED	Lumen Output	Efficiency	Color Temp.	UGR	12NC	EOC code
		W	lm	lm/W	K			
NEW	RC132V G5 345/830 PSU W60L60 NOC	28.5	3400	120	3000	22	911401840584	94999700
NEW	RC132V G5 345/830 PSU W60L60 NOC W3	28.5	3400	120	3000	22	911401842584	95019100
NEW	RC132V G5 365/840 PSU W30L120 NOC	28.5	3600	125	4000	22	911401840984	95003000
NEW	RC132V G5 365/840 PSU W30L120 NOC W3	28.5	3600	125	4000	22	911401842784	95021400
NEW	RC132V G5 365/840 PSU W60L60 NOC	28.5	3600	125	4000	22	911401840684	95000900
NEW	RC132V G5 365/840 PSU W60L60 NOC W3	28.5	3600	125	4000	22	911401842684	95020700
NEW	RC133V G5 345/830 PSU W62L62 NOC	28.5	3400	120	3000	22	911401840784	95001600
NEW	RC133V G5 365/840 PSU W62L62 NOC	28.5	3600	125	4000	22	911401840884	95002300
NEW	RC132V G5 365/840 PSU W30L120 NOC ELB3	34	3600	106	4000	22	910505102355	01375900
NEW	RC132V G5 365/840 PSU W30L120 NOC ELB3W4	34	3600	106	4000	22	910505102361	01381000
NEW	RC132V G5 365/840 PSU W60L60 NOC ELB3	34	3600	106	4000	22	910505102353	01373500
NEW	RC132V G5 365/840 PSU W60L60 NOC ELB3W4	34	3600	106	4000	22	910505102358	01378000
NEW	RC132V G5 31_36_43S/840 PSU W60L60 NOC	34.5	4300	125	4000	22	911401844184	95035100
NEW	RC132V G5 365/940 PSU W60L60 NOC	34.5	3600	104	4000	22	911401842084	95014600

CoreLine Panel

www.philips.com/coreline



Product Type		LED	Lumen Output	Efficiency	Color Temp.	UGR	12NC	EOC code
		W	lm	lm/W	K			
NEW	RC132V G5 365/840 PSD W60L60 OCTP(a)ELB3	34	3600	106	4000	19	910505102352	01372800

CoreLine LED luminaires

CoreLine Panel - Accessory

www.philips.com/coreline





10/20/40 PACK

	Product Type	12NC	EOC code
NEW	① RC132Z G5 SMB W30L120	911401861084	95399499
NEW	② RC132Z G5 SMB W60L60	911401860884	95397099
NEW	③ RC132Z G5 SMB-PLC	911401861184	95403899
NEW	④ RC132Z G5 SME-3 WH	911401861284	95407699
NEW	④ RC132Z G5 SME-4 WH	911401861384	95408399
NEW	⑤ RC132Z SC	911401892080	36268799
NEW	⑥ RC133Z G5 SMB W62L62	911401860984	95398799

CoreLine LED luminaires

CoreLine Recessed Office compliant

www.philips.com/coreline




Product Type	LED	Lumen Output	Efficiency	Dimmable	Color Temp.	UGR	12NC	EOC code
	W	lm	lm/W		K			
RC136B 28S_34S_40S/830 PSD W30L120 OC	31	4000	130	DALI	3000	19	911401880881	51222100
RC136B 28S_34S_40S/830 PSD W60L60 OC	31	4000	130	DALI	3000	19	911401880681	51220700
RC136B 28S_34S_40S/830 PSD W60L60 OC W5	31	4000	130	DALI	3000	19	911401881481	51228300
RC136B 31S_37S_43S/840 PSD W30L120 OC	31	4300	140	DALI	4000	19	911401880981	51223800
RC136B 31S_37S_43S/840 PSD W60L60 OC	31	4300	140	DALI	4000	19	911401880781	51221400
RC136B 31S_37S_43S/840 PSD W60L60 OC W5	31	4300	140	DALI	4000	19	911401881581	51229000
RC136B 31S_37S_43S/840 PSU W60L60 OC	31	4300	140	-	4000	19	911401880481	51218400
RC136B 31S_37S_43S/840 PSU W60L60 OC W3	31	4300	140	-	4000	19	911401881281	51226900
RC136B 28S_34S_40S/830 PSD W30L120OCELB3	34	4000	118	DALI	3000	19	910505101244	97551700
RC136B 31S_37S_43S/840 PSD W30L120OCELB3	34	4300	126	DALI	4000	19	910505101245	97552400
RC136B 31S_37S_43S/840 PSD W60L60 OCELB3	34	4300	126	DALI	4000	19	910505101241	97548700
RC136B 31S_37S_43S/840 PSDW60L60OCELB3W5	34	4300	126	DALI	4000	19	910505101256	97563000
RC136B 31S_37S_43S/840 PSUW60L60OCELB3W3	34	4300	126	-	4000	19	910505101257	97564700



CoreLine LED luminaires

CoreLine Recessed Non-office compliant

www.philips.com/coreline



Product Type	LED	Lumen Output	Efficiency	Dimmable	Color Temp.	UGR	12NC	EOC code
	W	lm	lm/W		K			
RC136B 28S_34S_40S/830 PSU W60L60 NOC	31	4000	130	-	3000	25	911401880281	51216000
RC136B 28S_34S_40S/830 PSU W60L60 NOC W3	31	4000	130	-	3000	25	911401881081	51224500
RC136B 31S_37S_43S/840 PSD W60L60 NOC	31	4300	140	DALI	4000	25	911401880581	51219100
RC136B 31S_37S_43S/840 PSD W60L60 NOC W5	31	4300	140	DALI	4000	25	911401881381	51227600
RC136B 31S_37S_43S/840 PSU W60L60 NOC	31	4300	140	-	4000	25	911401880381	51217700
RC136B 31S_37S_43S/840 PSU W60L60 NOC W3	31	4300	140	-	4000	25	911401881181	51225200
RC136B 31S_37S_43S/840 PSD W60L60NOCELB3	34	4300	126	DALI	4000	25	910505101243	97550000
RC136B 31S_37S_43S/840 PSU W60L60NOCELB3	34	4300	126	-	4000	25	910505101242	97549400

CoreLine Recessed - Accessory

www.philips.com/coreline




10/20 PACK

Product Type	12NC	EOC code
1 RC132Z SMB W30L120	910930031218	07332299
2 RC132Z SMB W60L60	910930031018	07330899
3 RC132Z SMB-PLC	911401892180	36269499
4 RC132Z SME-4 WH	911401892380	36271799
2 RC133Z SMB W62L62	910930031118	07331599

CoreLine LED luminaires

CoreLine Surface-mounted Office compliant

www.philips.com/coreline




Product Type	LED	Lumen Output	Efficiency	Dimmable	Color Temp.	UGR	12NC	EOC code
	W	lm	lm/W		K			
SM136V 28S_34S_40S/830 PSD W20L120 OC	31	4000	130	DALI	3000	19	911401882081	51234400
SM136V 28S_34S_40S/830 PSD W20L120 OC W5	31	4000	130	DALI	3000	19	910505101253	97560900
SM136V 28S_34S_40S/830 PSD W20L150 OC	31	4000	130	DALI	3000	19	911401882581	51239900
SM136V 31S_37S_43S/840 PSD W20L120 OC	31	4300	140	DALI	4000	19	911401882181	51235100
SM136V 31S_37S_43S/840 PSD W20L120 OC W5	31	4300	140	DALI	4000	19	910505101250	97557900
SM136V 31S_37S_43S/840 PSD W20L150 OC	31	4300	140	DALI	4000	19	911401882681	51240500
SM136V 31S_37S_43S/840 PSU W20L120 OC	31	4300	140	-	4000	19	911401881881	51232000
SM136V 31S_37S_43S/840 PSU W20L120 OC W3	31	4300	140	-	4000	19	910505101254	97561600
SM136V 31S_37S_43S/840 PSU W20L150 OC	31	4300	140	-	4000	19	911401882481	51238200
SM136V 31S_37S_43S/840 PSD W20L120OCELB3	34	4300	126	DALI	4000	19	910505101247	97554800
SM136V 31S_37S_43S/840 PSD W20L150OCELB3	34	4300	126	DALI	4000	19	910505101248	97555500
SM136V 31S_37S_43S/840PSDW20L120OCELB3W5	34	4300	126	DALI	4000	19	910505101258	97565400
SM136V 31S_37S_43S/840PSUW20L120OCELB3W3	34	4300	126	-	4000	19	910505101259	97566100

CoreLine LED luminaires

CoreLine Surface-mounted Non-office compliant

www.philips.com/coreline

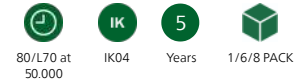


Product Type	LED	Lumen Output	Efficiency	Dimmable	Color Temp.	UGR	12NC	EOC code
	W	lm	lm/W		K			
SM136V 28S_34S_40S/830 PSU W20L120 NOC	31	4000	130	-	3000	25	911401881681	51230600
SM136V 28S_34S_40S/830 PSU W20L120 NOCW3	31	4300	130	-	3000	25	910505101252	97559300
SM136V 28S_34S_40S/830 PSU W20L150 NOC	31	4000	130	-	3000	25	911401882281	51236800
SM136V 31S_37S_43S/840 PSD W20L120 NOC	31	4300	140	DALI	4000	25	911401881981	51233700
SM136V 31S_37S_43S/840 PSD W20L120 NOCW5	31	4300	140	DALI	4000	25	910505101255	97562300
SM136V 31S_37S_43S/840 PSU W20L120 NOC	31	4300	140	-	4000	25	911401881781	51231300
SM136V 31S_37S_43S/840 PSU W20L120 NOCW3	31	4300	140	-	4000	25	910505101251	97558600
SM136V 31S_37S_43S/840 PSU W20L150 NOC	31	4300	140	-	4000	25	911401882381	51237500
SM136V 31S_37S_43S/840 PSUW20L120NOCELB3	34	4300	126	-	4000	25	910505101246	97553100
SM136V 31S_37S_43S/840 PSUW20L150NOCELB3	34	4300	126	-	4000	25	910505101249	97556200

CoreLine LED luminaires

CoreLine Batten

www.philips.com/coreline

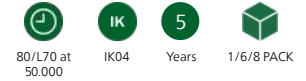


	Product Type	LED	Lumen Output	Efficiency	Dimmable	Color Temp.	UGR	IP rating	12NC	EOC code
		W	lm	lm/W		K				
NEW	1 BN126C LED20S/830 PSU L600	17	2000	120	No	3000	26	IP20	911401833684	94875499
NEW	1 BN126C LED22S/840 PSU L600	17	2200	130	No	4000	26	IP20	911401833584	94874799
	1 BN126C LED20S/830 PSU TW1 L600	17	2000	118	-	3000	26	IP20(front)	911401897080	36345599
	1 BN126C LED22S/840 PSU TW1 L600	17	2200	129	-	4000	26	IP20(front)	911401896980	36344899
NEW	2 BN126C LED23S/830 PSU L1200	18	2300	120	No	3000	26	IP20	911401833884	94877899
NEW	2 BN126C LED25S/840 PSU L1200	18	2500	130	No	4000	26	IP20	911401833784	94876199
	2 BN126C LED23S/830 PSU TW1 L1200	18	2300	128	-	3000	27	IP20(front)	911401897280	36347999
	2 BN126C LED25S/840 PSU TW1 L1200	18	2500	139	-	4000	27	IP20(front)	911401897180	36346299
NEW	3 BN126C LED32S/830 PSU L1500	25.5	3200	120	No	3000	26	IP20	911401834484	94883999
NEW	3 BN126C LED35S/840 PSU L1500	25.5	3500	130	No	4000	26	IP20	911401834384	94882299
	3 BN126C LED32S/830 PSU TW1 L1500	25.5	3200	125	-	3000	27	IP20(front)	911401897880	36353099
	3 BN126C LED35S/840 PSU TW1 L1500	25.5	3500	137	-	4000	27	IP20(front)	911401897780	36352399
NEW	2 BN126C LED38S/830 PSU L1200	31	3800	120	No	3000	26	IP20	911401834084	94879299
NEW	2 BN126C LED41S/840 PSU L1200	31	4100	130	No	4000	26	IP20	911401833984	94878599
	2 BN126C LED38S/830 PSU TW1 L1200	31	3800	123	-	3000	27	IP20(front)	911401897480	36349399
	2 BN126C LED41S/840 PSU TW1 L1200	31	4100	132	-	4000	27	IP20(front)	911401897380	36348699
	2 BN126C LED41S/840 PSD TW1 L1200	33	4100	124	DALI	4000	27	IP20(front)	911401804681	36551099
NEW	2 BN126C LED41S/840 PSD L1200	34	4100	121	Only with specific dimmers	4000	26	IP20	910505103402	10064000
NEW	2 BN126C LED41S/840 WIA L1200	34	4100	121	Wireless	4000	26	IP20	910505103380	10043500
	2 BN126C LED41S/840 PSU ELB3 TW1 L1200	34	4100	121	-	4000	27	IP20(front)	910505100628	96818200
NEW	2 BN126C LED41S/840 PSU ELB3 L1200	36	4100	114	No	4000	26	IP20	910505103371	10021300
NEW	3 BN126C LED48S/830 PSU L1500	40	4800	120	No	3000	26	IP20	911401834684	94885399
NEW	3 BN126C LED52S/840 PSU L1500	40	5200	130	No	4000	26	IP20	911401834584	94884699
	3 BN126C LED48S/830 PSU TW1 L1500	40	4800	120	-	3000	27	IP20(front)	911401898080	36355499
	3 BN126C LED52S/840 PSU TW1 L1500	40	5200	130	-	4000	27	IP20(front)	911401897980	36354799
	3 BN126C LED52S/840 PSD TW1 L1500	41	5200	127	DALI	4000	27	IP20(front)	911401804781	36552799
NEW	3 BN126C LED52S/840 PSD L1500	43	5200	121	Only with specific dimmers	4000	26	IP20	910505103403	10065700
	3 BN126C LED52S/840 PSU ELB3 TW1 L1500	43	5200	121	-	4000	27	IP20(front)	910505100629	96820500
NEW	3 BN126C LED52S/840 PSU ELB3 L1500	44	5200	118	No	4000	26	IP20	910505103373	10024400
NEW	3 BN126C LED52S/840 WIA L1500	44	5200	118	Wireless	4000	26	IP20	910505103381	10044200

CoreLine LED luminaires

CoreLine Batten - Continued

www.philips.com/coreline



	Product Type	LED	Lumen Output	Efficiency	Dimmable	Color Temp.	UGR	IP rating	12NC	EOC code
		W	lm	lm/W		K				
NEW	1 BN126C LED60S/830 PSU L1200	49	6000	120	No	3000	26	IP20	911401834284	94881599
NEW	2 BN126C LED60S/830 PSU L1800	49	6000	120	No	3000	26	IP20	911401835084	94889199
NEW	1 BN126C LED64S/840 PSU L1200	49	6400	130	No	4000	26	IP20	911401834184	94880899
NEW	2 BN126C LED64S/840 PSU L1800	49	6400	130	No	4000	26	IP20	911401834984	94888499
	1 BN126C LED60S/830 PSU TW1 L1200	49	6000	122	-	3000	27	IP20(front)	911401897680	36351699
	2 BN126C LED60S/830 PSU TW1 L1800	49	6000	122	-	3000	27	IP20(front)	911401898480	36359299
	1 BN126C LED64S/840 PSU TW1 L1200	49	6400	131	-	4000	27	IP20(front)	911401897580	36350999
	2 BN126C LED64S/840 PSU TW1 L1800	49	6400	131	-	4000	27	IP20(front)	911401898380	36358599
NEW	1 BN126C LED60S/830 WIA L1200	54	6000	111	Wireless	3000	26	IP20	910505103401	10063300
NEW	1 BN126C LED64S/840 PSD L1200	54	6400	119	Only with specific dimmers	4000	26	IP20	910505103404	10066400
NEW	1 BN126C LED64S/840 WIA L1200	54	6400	119	Wireless	4000	26	IP20	910505103372	10022000
NEW	3 BN126C LED74S/830 PSU L1500	59	7400	120	No	3000	26	IP20	911401834884	94887799
NEW	3 BN126C LED80S/840 PSU L1500	59	8000	130	No	4000	26	IP20	911401834784	94886099
	3 BN126C LED74S/830 PSU TW1 L1500	59	7400	125	-	3000	27	IP20(front)	911401898280	36357899
	3 BN126C LED80S/840 PSU TW1 L1500	59	8000	136	-	4000	27	IP20(front)	911401898180	36356199
NEW	3 BN126C LED80S/840 PSD L1500	63	8000	127	Only with specific dimmers	4000	26	IP20	910505103405	10067100
NEW	3 BN126C LED74S/830 WIA L1500	64	7400	116	Wireless	3000	26	IP20	910505103375	10229300
NEW	3 BN126C LED80S/840 PSU ELB3 L1500	64	8000	125	No	4000	26	IP20	910505103382	10045900
NEW	3 BN126C LED80S/840 WIA L1500	64	8000	125	Wireless	4000	26	IP20	910505103374	10026800
NEW	2 BN126C LED100S/840 PSU L1800	75	10,000	130	No	4000	26	IP20	911401835184	94890799
NEW	2 BN126C LED94S/830 PSU L1800	75	9400	120	No	3000	26	IP20	911401835284	94891499
	2 BN126C LED100S/840 PSU TW1 L1800	75	10,000	133	-	4000	27	IP20(front)	911401898580	36360899
	2 BN126C LED94S/830 PSU TW1 L1800	75	9400	125	-	3000	27	IP20(front)	911401898680	36361599

CoreLine LED luminaires

CoreLine Batten - Accessory

www.philips.com/coreline



IP
IP20

IK
IK04


10/108 PACK

Product Type	12NC	EOC code
① BN126Z REF A1 L1200	911401776822	36576399
① BN126Z REF A1 L1500	911401776832	36577099
① BN126Z REF A1 L1800	911401776842	36578799
① BN126Z REF A1 L600	911401776812	36575699
② BN126Z REF A2 L1200	911401776862	36580099
② BN126Z REF A2 L1500	911401776872	36581799
② BN126Z REF A2 L1800	911401776882	36582499
② BN126Z REF A2 L600	911401776852	36579499
③ BN126Z SC	911401776802	36574999

CoreLine LED luminaires

CoreLine Downlight

www.philips.com/coreline




Product Type	LED	Lumen Output	Efficiency	Beam Angle	Dimmable	Color Temp.	UGR	IP rating	12NC	EOC code
	W	lm	lm/W	°		K				
1 DN140B LED10S/830 PSU C IP54 P16	9.5	1100	116	120	-	3000	22	IP20/54	911401633405	32604700
2 DN140B LED10S/830 PSU C P16	9.5	1100	116	120	-	3000	22	IP20	911401631805	32588000
3 DN140B LED10S/830 PSU WR IP54 P16	9.5	1100	116	120	-	3000	25	IP20/54	911401632605	32596500
4 DN140B LED10S/830 PSU WR P16	9.5	1100	116	120	-	3000	25	IP20	911401631005	32580400
1 DN140B LED10S/840 PSU C IP54 P16	9.5	1100	116	120	-	4000	22	IP20/54	911401633505	32605400
2 DN140B LED10S/840 PSU C P16	9.5	1100	116	120	-	4000	22	IP20	911401631905	32589700
3 DN140B LED10S/840 PSU WR IP54 P16	9.5	1100	116	120	-	4000	25	IP20/54	911401632705	32597200
4 DN140B LED10S/840 PSU WR P16	9.5	1100	116	120	-	4000	25	IP20	911401631105	32581100
4 DN140B LED10S/830 PSD-E WR	11.5	1100	96	120	DALI	3000	25	IP20	911401631205	32582800
2 DN140B LED10S/830 PSD-E C	11.5	1100	96	120	DALI	3000	22	IP20	911401632005	32590300
1 DN140B LED10S/830 PSD-E C IP54	11.5	1100	96	120	DALI	3000	22	IP20/54	911401633605	32606100
3 DN140B LED10S/830 PSD-E WR IP54	11.5	1100	96	120	DALI	3000	25	IP20/54	911401632805	32598900
4 DN140B LED10S/840 PSD-E WR	11.5	1100	96	120	DALI	4000	25	IP20	911401631305	32583500
2 DN140B LED10S/840 PSD-E C	11.5	1100	96	120	DALI	4000	22	IP20	911401632105	32591000
1 DN140B LED10S/840 PSD-E C IP54	11.5	1100	96	120	DALI	4000	22	IP20/54	911401633705	32607800
3 DN140B LED10S/840 PSD-E WR IP54	11.5	1100	96	120	DALI	4000	25	IP20/54	911401632905	32599600
2 DN140B LED10S/830 PSD-E C ELB3	14.5	1100	76	120	DALI	3000	22	IP20	911401639805	32835500
4 DN140B LED10S/830 PSD-E WR ELB3	14.5	1100	76	120	DALI	3000	25	IP20	911401639405	32831700
2 DN140B LED10S/840 PSD-E C ELB3	14.5	1100	76	120	DALI	4000	22	IP20	911401639905	32836200
4 DN140B LED10S/840 PSD-E WR ELB3	14.5	1100	76	120	DALI	4000	25	IP20	911401639505	32832400
5 DN140B LED20S/830 PSU C IP54 P16	19	2200	116	120	-	3000	22	IP20/54	911401633805	32608500
6 DN140B LED20S/830 PSU C P16	19	2200	116	120	-	3000	22	IP20	911401632205	32592700
7 DN140B LED20S/830 PSU WR IP54 P16	19	2200	116	120	-	3000	25	IP20/54	911401633005	32600900

CoreLine LED luminaires

CoreLine Downlight - Continued

www.philips.com/coreline



Product Type	LED	Lumen Output	Efficiency	Beam Angle	Dimmable	Color Temp.	UGR	IP rating	12NC	EOC code
	W	lm	lm/W	°		K				
1 DN140B LED20S/830 PSU WR P16	19	2200	116	120	-	3000	25	IP20	911401631405	32584200
2 DN140B LED20S/840 PSU C IP54 P16	19	2200	116	120	-	4000	22	IP20/54	911401633905	32609200
3 DN140B LED20S/840 PSU C P16	19	2200	116	120	-	4000	22	IP20	911401632305	32593400
4 DN140B LED20S/840 PSU WR IP54 P16	19	2200	116	120	-	4000	25	IP20/54	911401633105	32601600
1 DN140B LED20S/840 PSU WR P16	19	2200	116	120	-	4000	25	IP20	911401631505	32585900
1 DN140B LED20S/830 PSD-E WR	20.5	2200	107	120	DALI	3000	25	IP20	911401631605	32586600
3 DN140B LED20S/830 PSD-E C	20.5	2200	107	120	DALI	3000	22	IP20	911401632405	32594100
2 DN140B LED20S/830 PSD-E C IP54	20.5	2200	107	120	DALI	3000	22	IP20/54	911401634005	32610800
4 DN140B LED20S/830 PSD-E WR IP54	20.5	2200	107	120	DALI	3000	25	IP20/54	911401633205	32602300
1 DN140B LED20S/840 PSD-E WR	20.5	2200	107	120	DALI	4000	25	IP20	911401631705	32587300
3 DN140B LED20S/840 PSD-E C	20.5	2200	107	120	DALI	4000	22	IP20	911401632505	32595800
2 DN140B LED20S/840 PSD-E C IP54	20.5	2200	107	120	DALI	4000	22	IP20/54	911401634105	32611500
4 DN140B LED20S/840 PSD-E WR IP54	20.5	2200	107	120	DALI	4000	25	IP20/54	911401633305	32603000
3 DN140B LED20S/830 PSD-E C ELB3	23.5	2200	94	120	DALI	3000	22	IP20	911401640005	32837900
1 DN140B LED20S/830 PSD-E WR ELB3	23.5	2200	94	120	DALI	3000	25	IP20	911401639605	32833100
3 DN140B LED20S/840 PSD-E C ELB3	23.5	2200	94	120	DALI	4000	22	IP20	911401640105	32838600
1 DN140B LED20S/840 PSD-E WR ELB3	23.5	2200	94	120	DALI	4000	25	IP20	911401639705	32834800

CoreLine LED luminaires

CoreLine SlimDownlight

www.philips.com/coreline




Product Type	LED	Lumen Output	Efficiency	Beam Angle	Dimmable	Color Temp.	UGR	IP rating	12NC	EOC code
	W	lm	lm/W	°		K				
DN145B LED6S/830 PSU II WH	6.5	650	100	120	-	3000	32	IP20/44	911401805780	33945099
DN145B LED6S/840 PSU II WH	6.5	650	100	120	-	4000	32	IP20/44	911401805880	33946799
DN145B LED10S/830 PSU II WH	11	1100	100	120	-	3000	28	IP20/44	911401805980	33947499
DN145B LED10S/840 PSU II WH	11	1100	100	120	-	4000	28	IP20/44	911401806080	33948199
DN145C LED10S/830 PSU II WH	11	1100	100	120	-	3000	28	IP44	911401806380	33951199
DN145C LED10S/840 PSU II WH	11	1100	100	120	-	4000	28	IP44	911401806480	33952899
DN145B LED10S/830 PSD-E II WH	13	1100	85	120	DALI	3000	28	IP20/44	910500465901	96100899
DN145B LED10S/830 WIA-E WH	13	1100	93	120	Wireless	3000	28	IP20/44	910505101195	97638599
DN145B LED10S/840 PSD-E II WH	13	1100	85	120	DALI	4000	28	IP20/44	910500465902	96101599
DN145B LED10S/840 WIA-E WH	13	1100	93	120	Wireless	4000	28	IP20/44	910505101196	97640899
DN145B LED20S/830 PSU II WH	21	2100	100	120	-	3000	28	IP20/44	911401806180	33949899
DN145B LED20S/840 PSU II WH	21	2100	100	120	-	4000	28	IP20/44	911401806280	33950499
DN145C LED20S/830 PSU II WH	21	2100	100	120	-	3000	28	IP44	911401806580	33953599
DN145C LED20S/840 PSU II WH	21	2100	100	120	-	4000	28	IP44	911401806680	33954299
DN145B LED20S/830 PSD-E II WH	22.5	2100	93	120	DALI	3000	28	IP20/44	910500465903	96102299
DN145B LED20S/830 WIA-E WH	22.5	2100	93	120	Wireless	3000	28	IP20/44	910505101197	97642299
DN145B LED20S/840 PSD-E II WH	22.5	2100	93	120	DALI	4000	28	IP20/44	910500465904	96103999
DN145B LED20S/840 WIA-E WH	22.5	2100	93	120	Wireless	4000	28	IP20/44	910505101198	97644699



CoreLine LED luminaires

CoreLine Waterproof

www.philips.com/coreline




Product Type	LED		Efficiency	Dimmable	Color Temp.	UGR	Integrated emergency 3 hours	12NC	EOC code
	W	lm	lm/W		K				
① WT120C G2 LED18S/840 PSU PCO L600	15	1800	121	-	4000	26		911401836980	34976399
② WT120C G2 LED19S/840 PSU L600	15	1900	127	-	4000	25		911401823480	84045900
② WT120C G2 LED19S/840 PSD L600	16	1900	119	DALI	4000	25		910505100038	88306800
② WT120C G2 LED19S/840 PSU MDU L600	16	1900	119	-	4000	25		910505100036	96244900
① WT120C G2 LED25S/840 PSU PCO L1200	20.5	2500	122	-	4000	26		911401837080	34977099
③ WT120C G2 LED27S/840 PSU L1200	20.5	2700	132	-	4000	25		911401823580	84046600
③ WT120C G2 LED27S/840 PSU TW3 L1200	21	2700	129	-	4000	25		910505100039	91685800
③ WT120C G2 LED27S/840 PSU MDU L1200	21.5	2700	126	-	4000	25		910505100040	96248700
③ WT120C G2 LED27S/840 PSU MDU TW3 L1200	21.5	2700	126	-	4000	25		910505100041	96249400
③ WT120C G2 LED27S/840 PSD L1200	22	2700	123	DALI	4000	25		910505100044	88307500
① WT120C G2 LED31S/840 PSU PCO L1500	24.3	3100	128	-	4000	26		911401837180	34978799
④ WT120C G2 LED34S/840 PSU L1500	24.3	3400	140	-	4000	25		911401823680	84047300
④ WT120C G2 LED34S/865 PSU L1500	24.5	3400	139	-	6500	25		911401824481	36934199
④ WT120C G2 LED34S/840 PSU TW3 L1500	25	3400	136	-	4000	25		910505100058	91686500
③ WT120C G2 LED27S/840 PSU ELB3 L1200	25.5	2700	106	-	4000	25	Yes	910505100042	85418000
④ WT120C G2 LED34S/840 PSU MDU L1500	25.5	3400	133	-	4000	25		910505100059	96267800
④ WT120C G2 LED34S/840 PSU MDU TW3 L1500	25.5	3400	133	-	4000	25		910505100060	96268500
④ WT120C G2 LED34S/840 PSD L1500	26	3400	131	DALI	4000	25		910505100061	88308200
③ WT120C G2 LED27S/840 PSD ELB3 L1200	27	2700	100	DALI	4000	25	Yes	910505100045	88311200
③ WT120C G2 LED37S/830 PSU L1200	28.5	3700	130	-	3000	25		911401824681	36936599
③ WT120C G2 LED40S/865 PSU L1200	28.5	4000	140	-	6500	25		911401824381	36933499
① WT120C G2 LED37S/840 PSU PCO L1200	28.6	3700	130	-	4000	26		911401837280	34979499
③ WT120C G2 LED40S/840 PSU L1200	28.6	4000	140	-	4000	25		911401823780	84048000
② WT120C G2 LED40S/840 PSU TW1 WEC L1200	29	4000	138	-	4000	25		910505100051	16317400
② WT120C G2 LED40S/840 PSU WEC L1200	29	4000	138	-	4000	25		910505100050	16316700
④ WT120C G2 LED34S/840 PSU ELB3 L1500	29.5	3400	115	-	4000	25	Yes	910505100062	85420300
③ WT120C G2 LED40S/840 PSD L1200	30	4000	133	DALI	4000	25		910505100053	88309900
③ WT120C G2 LED40S/840 PSU MDU L1200	30	4000	133	-	4000	25		910505100048	96256200
③ WT120C G2 LED40S/840 PSU MDU TW3 L1200	30	4000	133	-	4000	25		910505100049	96257900
③ WT120C G2 LED40S/840 PSU TW3 L1200	30	4000	133	-	4000	25		910505100047	91687200

CoreLine LED luminaires

CoreLine Waterproof - Continued

www.philips.com/coreline




Product Type	LED		Efficiency	Dimmable	Color Temp.	UGR	Integrated emergency 3 hours	Motion/Daylight sensor	12NC	EOC code
	W	lm	lm/W							
① WT120C G2 LED34S/840 PSD ELB3 L1500	30.5	3400	111	DALI	4000	25	Yes		910505100064	88313600
① WT120C G2 LED34S/840 PSU MDU ELB3 L1500	31	3400	110	-	4000	25	Yes	Yes	910505100063	96271500
② WT120C G2 LED40S/840 PSU ELB3 L1200	34	4000	118	-	4000	25	Yes		910505100054	85419700
② WT120C G2 LED40S/840 PSD ELB3 L1200	35	4000	114	DALI	4000	25	Yes		910505100057	88312900
② WT120C G2 LED40S/840 PSU MDU ELB3 L1200	35	4000	114	-	4000	25	Yes	Yes	910505100055	96263000
③ WT120C G2 LED57S/840 PSU PCO L1500	42.9	5700	133	-	4000	26			911401837380	34980099
① WT120C G2 LED60S/840 PSU L1500	42.9	6000	140	-	4000	25			911401823880	84049700
① WT120C G2 LED55S/830 PSU L1500	43	5500	128	-	3000	25			911401824781	36937299
① WT120C G2 LED60S/865 PSU L1500	43	6000	140	-	6500	25			911401824581	36935899
④ WT120C G2 LED60S/840 PSU TW1 WEC L1500	44	6000	136	-	4000	25			910505100070	16319800
① WT120C G2 LED60S/840 PSU TW3 L1500	44	6000	136	-	4000	25			910505100066	91688900
④ WT120C G2 LED60S/840 PSU WEC L1500	44	6000	136	-	4000	25			910505100069	16318100
① WT120C G2 LED60S/840 PSD L1500	45	6000	133	DALI	4000	25			910505100072	88310500
① WT120C G2 LED60S/840 PSU MDU L1500	45	6000	133	-	4000	25			910505100067	96275300
① WT120C G2 LED60S/840 PSU MDU TW3 L1500	45	6000	133	-	4000	25			910505100068	96276000
① WT120C G2 LED60S/840 PSD ELB3 L1500	49	6000	122	DALI	4000	25	Yes		910505100076	88314300
① WT120C G2 LED60S/840 PSU ELB3 L1500	49	6000	122	-	4000	25	Yes		910505100073	85421000
① WT120C G2 LED60S/840 PSU MDU ELB3 L1500	50	6000	120	-	4000	25	Yes	Yes	910505100074	96282100
③ WT120C G2 LED75S/840 PSU PCO L1500	57.1	7500	131	-	4000	28			911401837480	34981799
① WT120C G2 LED80S/840 PSU L1500	57.1	8000	140	-	4000	25			911401823980	40928900
① WT120C G2 LED80S/840 PSU TW3 L1500	60	8000	133	-	4000	25			910505100077	40930200
① WT120C G2 LED80S/840 PSD L1500	61	8000	131	DALI	4000	25			910505100079	40929600
① WT120C G2 LED80S/840 PSU MDU L1500	61	8000	131	-	4000	25			910505100078	96286900
① WT120C G2 LED80S/840 PSU L1500 ELB3	63	8000	127	-	4000	25	Yes		910505100080	40931900

NEW

CoreLine LED luminaires

CoreLine tubular waterproof

www.philips.com/coreline



	Product Type	LED	Lumen Output	Efficiency	Color Temp.	UGR	IP rating	IK rating	12NC	EOC code
		W	lm	lm/W	K					
NEW	WT210C LED39S/840 PSU TW1 PMMA L1500	28	3900	139	4000	26	IP69K	IK06	911401860284	95385799
NEW	WT210C LED50S/840 PSU TW1 PC L1200	39	5000	128	4000	26	IP68	IK10	911401828084	94737599
NEW	WT210C LED50S/840 PSU TW1 PMMA L1200	39	5000	128	4000	26	IP69K	IK06	911401827884	94735199
NEW	WT210C LED70S/840 PSU TW1 PC L1500	54	7000	130	4000	26	IP68	IK10	911401828184	94738299
NEW	WT210C LED70S/840 PSU TW1 PMMA L1500	54	7000	130	4000	26	IP69K	IK06	911401827984	94736899

CoreLine tubular waterproof - Accessory

www.philips.com/coreline




	Product Type	12NC	EOC code
NEW	WT210Z SC	911401867884	95611799
NEW	WT210Z SW2	911401867784	95610099

CoreLine LED luminaires

CoreLine Trunking Gen2

www.philips.com/coreline




Product Type	LED	Lumen Output	Efficiency	Beam Angle	Dimmable	Color Temp.	UGR	12NC	EOC code
	W	lm	lm/W	°		K			
LL217X 45S/840 1x PSU WB 5x1.5	28	4500	161	120	-	4000	19	910925868234	61794000
LL212X 53S/840 1x PSD WB 7x1.5 HE	33	5300	161	120	DALI	4000	22	910925867522	10779300
LL212X 53S/840 1x PSD WB 7x1.5	34	5300	156	120	DALI	4000	22	910925867515	10772400
LL217X 80S/840 1x PSD WB 7x1.5 HE	48.5	8000	165	120	DALI	4000	22	910925867560	10817200
LL217X 80S/840 1x PSD WB 7x2.5 HE	48.5	8000	165	120	DALI	4000	22	910925867531	10788500
LL217X 80S/840 1x PSU WB 5x2.5 HE	49	8000	163	120	-	4000	22	910925867533	10790800
LL217X 80S/840 1x PSD O 7x2.5	50	7400	144	120	DALI	4000	28	910925867535	10792200
LL217X 80S/840 1x PSU WB 5x1.5	51	8000	157	120	-	4000	22	910925867537	10794600
LL234X 90S/840 2x PSD WB 7x1.5	55	9000	164	120	DALI	4000	19	910925867561	10818900
LL234X 90S/840 2x PSU WB 5x1.5	56	9000	161	120	-	4000	19	910925868232	61792600
LL217X 120S/840 1x PSD WB 7x1.5 HE	79	12.000	152	120	DALI	4000	22	910925867526	10783000
LL217X 120S/840 1x PSU BV WB HE	80	12.000	150	120	-	4000	22	910925867525	10782300
LL217X 120S/840 1x PSU WB 5x1.5 HE	80	12.000	150	120	-	4000	22	910925867529	10786100
LL234X 160S/840 2x PSD WB 7x1.5 HE	97	16.000	165	120	DALI	4000	22	910925867540	10797700
LL234X 160S/840 2x PSD O 7x2.5	100	15.000	144	120	DALI	4000	28	910925867552	10809700
LL234X 160S/840 2x PSD WB 7x1.5	100	16.000	160	120	DALI	4000	22	910925867553	10810300
LL234X 240S/840 2x PSD WB 7x1.5 HE	158	24.000	152	120	DALI	4000	22	910925867545	10802800
LL234X 240S/840 2x PSU WB 5x1.5 HE	160	24.000	150	120	-	4000	22	910925867548	10805900



CoreLine LED luminaires

CoreLine Trunking Gen2 - Accessory

www.philips.com/coreline




Product Type	12NC	EOC code
LL212X 7x1.5 BC	910925867583	10840000
LL217X 7x1.5 BC	910925867589	10846200
LL234X 7x1.5 BC	910925867595	10852300

CoreLine LED luminaires

CoreLine Highbay Gen4

www.philips.com/coreline




Product Type	LED	Lumen Output	Efficiency	Beam Angle	Dimmable	Color Temp.	UGR	12NC	EOC code
	W	lm	lm/W	°		K			
BY120P G4 LED100S/840 PSU NB	69	10.500	152	55	-	4000	22	911401569851	33571100
BY120P G4 LED100S/840 PSU WB	69	10.500	152	90 x 90	-	4000	24	911401569951	33570400
BY120P G4 LED100S/865 PSU NB	69	10.500	152	55	-	6500	22	911401575251	33567400
BY120P G4 LED100S/865 PSU WB	69	10.500	152	90 x 90	-	6500	24	911401575351	33566700
BY120P G4 LED100S/840 PSD NB	73	10.500	144	55	DALI	4000	22	911401574451	33702900
BY120P G4 LED100S/840 PSD WB	73	10.500	144	90 x 90	DALI	4000	24	911401574551	33703600
BY120P G4 LED100S/865 PSD NB	73	10.500	144	55	DALI	6500	22	911401575651	33704300
BY120P G4 LED100S/865 PSD WB	73	10.500	144	90 x 90	DALI	6500	24	911401575751	33705000
BY121P G4 LED200S/840 PSU NB	138	20.500	149	55	-	4000	22	911401570051	33569800
BY121P G4 LED200S/840 PSU WB	138	20.500	149	90 x 90	-	4000	26	911401570151	33568100
BY121P G4 LED200S/865 PSU NB	138	20.500	149	55	-	6500	22	911401575451	33565000
BY121P G4 LED200S/865 PSU WB	138	20.500	149	90 x 90	-	6500	26	911401575551	33564300
BY121P G4 LED200S/840 PSD NB	146	20.500	140	55	DALI	4000	22	911401574651	33698500
BY121P G4 LED200S/840 PSD WB	146	20.500	140	90 x 90	DALI	4000	26	911401574751	33699200
BY121P G4 LED200S/865 PSD NB	146	20.500	140	55	DALI	6500	22	911401575851	33700500
BY121P G4 LED200S/865 PSD WB	146	20.500	140	90 x 90	DALI	6500	26	911401575951	33701200
BY122P G4 LED250S/840 PSU NB	172	25.500	148	55	-	4000	22	911401578351	33664000
BY122P G4 LED250S/840 PSU WB	172	25.500	148	90 x 90	-	4000	26	911401578451	33665700
BY122P G4 LED250S/865 PSU NB	172	25.500	148	55	-	6500	22	911401578551	33666400
BY122P G4 LED250S/865 PSU WB	172	25.500	148	90 x 90	-	6500	26	911401578651	33667100
BY122P G4 LED250S/840 PSD NB	183	25.500	139	55	DALI	4000	22	911401582051	33879800
BY122P G4 LED250S/840 PSD WB	183	25.500	139	90 x 90	DALI	4000	26	911401582151	33880400
BY122P G4 LED250S/865 PSD NB	183	25.500	139	55	DALI	6500	22	911401582251	33881100
BY122P G4 LED250S/865 PSD WB	183	25.500	139	90 x 90	DALI	6500	26	911401582351	33882800

CoreLine LED luminaires

CoreLine Highbay Gen5

www.philips.com/coreline




	Product Type	LED	Lumen Output	Efficiency	Dimmable	Color Temp.	UGR	IK rating	12NC	EOC code
		W	lm	lm/W		K				
NEW	1 BY120P G5 LED105S/840 PSU NB	67	10.500	160	-	4000	22	IK08	911401629208	95566000
NEW	1 BY120P G5 LED105S/840 PSU WB	67	10.500	160	-	4000	25	IK08	911401629308	95567700
NEW	1 BY120P G5 LED105S/865 PSU NB	67	10.500	160	-	6500	22	IK08	911401630008	95574500
NEW	1 BY120P G5 LED105S/865 PSU WB	67	10.500	160	-	6500	25	IK08	911401630108	95575200
NEW	2 BY121P G5 LED105S/840 PSD NB	72	10.500	150	DALI	4000	22	IK08	911401629608	95570700
NEW	2 BY121P G5 LED105S/840 PSD WB	72	10.500	150	DALI	4000	25	IK08	911401629708	95571400
NEW	2 BY121P G5 LED105S/865 PSD NB	72	10.500	150	DALI	6500	22	IK08	911401630408	95578300
NEW	2 BY121P G5 LED105S/865 PSD WB	72	10.500	150	DALI	6500	25	IK08	911401630508	95579000
NEW	3 BY122X G5 LED105S/840 SIA NB H4	72	10.500	150	Wireless	4000	22	IK05	911401631608	95590500
NEW	3 BY122X G5 LED105S/840 SIA WB H4	72	10.500	150	Wireless	4000	25	IK05	911401631708	95591200
NEW	1 BY120P G5 LED150S/840 PSU NB	95	15.000	160	-	4000	22	IK08	911401632208	95596700
NEW	1 BY120P G5 LED150S/840 PSU WB	95	15.000	160	-	4000	25	IK08	911401632308	95597400
NEW	2 BY121P G5 LED150S/840 PSD NB	102	15.000	150	DALI	4000	22	IK08	911401632408	95598100
NEW	2 BY121P G5 LED150S/840 PSD WB	102	15.000	150	DALI	4000	25	IK08	911401632508	95599800
NEW	2 BY121P G5 LED200S/840 PSU NB	126	20.000	160	-	4000	22	IK08	911401629408	95568400
NEW	2 BY121P G5 LED200S/840 PSU WB	126	20.000	160	-	4000	25	IK08	911401629508	95569100
NEW	2 BY121P G5 LED200S/865 PSU NB	126	20.000	160	-	6500	22	IK08	911401630208	95576900
NEW	2 BY121P G5 LED200S/865 PSU WB	126	20.000	160	-	6500	25	IK08	911401630308	95577600
NEW	3 BY122X G5 LED200S/840 SIA NB H4	133	20.000	150	Wireless	4000	22	IK05	911401631808	95592900
NEW	3 BY122X G5 LED200S/840 SIA WB H4	133	20.000	150	Wireless	4000	25	IK05	911401631908	95593600
NEW	2 BY121P G5 LED200S/840 PSD NB	134	20.000	150	DALI	4000	22	IK08	911401629808	95572100
NEW	2 BY121P G5 LED200S/840 PSD WB	134	20.000	150	DALI	4000	25	IK08	911401629908	95573800
NEW	2 BY121P G5 LED200S/865 PSD NB	134	20.000	150	DALI	6500	22	IK08	911401630608	95580600
NEW	2 BY121P G5 LED200S/865 PSD WB	134	20.000	150	DALI	6500	25	IK08	911401630708	95581300
NEW	4 BY122P G5 LED250S/840 PSU NB	157	25.000	160	-	4000	22	IK08	911401630808	95582000
NEW	4 BY122P G5 LED250S/840 PSU WB	157	25.000	160	-	4000	25	IK08	911401630908	95583700
NEW	4 BY122P G5 LED250S/865 PSU NB	157	25.000	160	-	6500	22	IK08	911401631008	95584400
NEW	4 BY122P G5 LED250S/865 PSU WB	157	25.000	160	-	6500	25	IK08	911401631108	95585100
NEW	3 BY122X G5 LED250S/840 SIA NB H4	166	25.000	150	Wireless	4000	22	IK05	911401632008	95594300
NEW	3 BY122X G5 LED250S/840 SIA WB H4	166	25.000	150	Wireless	4000	25	IK05	911401632108	95595000

CoreLine LED luminaires

CoreLine Highbay Gen5 - Continued

www.philips.com/coreline



	Product Type	LED	Lumen Output	Efficiency	Dimmable	Color Temp.	UGR	IK rating	12NC	EOC code
		W	lm	lm/W		K				
NEW	1 BY122P G5 LED250S/840 PSD NB	168	25.000	150	DALI	4000	22	IK08	911401631208	95586800
NEW	1 BY122P G5 LED250S/840 PSD WB	168	25.000	150	DALI	4000	25	IK08	911401631308	95587500
NEW	1 BY122P G5 LED250S/865 PSD NB	168	25.000	150	DALI	6500	22	IK08	911401631408	95588200
NEW	1 BY122P G5 LED250S/865 PSD WB	168	25.000	150	DALI	6500	25	IK08	911401631508	95589900
NEW	1 BY122P G5 LED300S/840 PSU NB	192	30.000	160	-	4000	22	IK08	911401632608	95600100
NEW	1 BY122P G5 LED300S/840 PSU WB	192	30.000	160	-	4000	25	IK08	911401632708	95601800
NEW	2 BY122X G5 LED300S/840 SIA NB H4	203	30.000	150	Wireless	4000	22	IK05	911401633008	95604900
NEW	2 BY122X G5 LED300S/840 SIA WB H4	203	30.000	150	Wireless	4000	25	IK05	911401633108	95605600
NEW	1 BY122P G5 LED300S/840 PSD NB	205	30.000	150	DALI	4000	22	IK08	911401632808	95602500
NEW	1 BY122P G5 LED300S/840 PSD WB	205	30.000	150	DALI	4000	25	IK08	911401632908	95603200

CoreLine Highbay Gen5 - Accessory

www.philips.com/coreline




	Product Type	12NC	EOC code
NEW	BY121Z G5 BR L200	911401633208	95606399

CoreLine LED luminaires

CoreLine Value Highbay

www.philips.com/coreline



Product Type	LED	Lumen Output	Efficiency	Color Temp.	UGR	12NC	EOC code
	W	lm	lm/W	K			
BY100P LED100S/840 PSU WB	77	10.500	136	4000	28	911401671107	54298300
BY101P LED200S/840 PSU WB	154	20.500	133	4000	30	911401646207	52921200
BY102P LED260S/840 PSU WB	187	25.500	136	4000	29	911401646307	52922900

CoreLine Value Highbay - Accessory

www.philips.com/coreline




Product Type	12NC	EOC code
1 BY100Z BR L215	911401676807	54602899
2 BY101Z ALU	911401677107	54583099
3 BY102Z ALU	911401677207	54584799

CoreLine LED luminaires

CoreLine Projector gen2

www.philips.com/coreline




	Product Type	LED	Lumen Output	Efficiency	Beam Angle	Color Temp.	UGR	12NC	EOC code
		W	lm	lm/W	°	K			
NEW	ST151T LED30S/940 MB BK	27	3000	110	25	4000	20	911401846682	52856799
NEW	ST151T LED30S/940 MB WH	27	3000	110	25	4000	20	911401846882	52858199
NEW	ST151T LED30S/940 WB BK	27	3000	110	38	4000	20	911401847082	52860499
NEW	ST151T LED30S/940 WB WH	27	3000	110	38	4000	20	911401847282	52862899
NEW	ST151T LED30S/930 MB BK	30	3000	100	25	3000	19	911401846582	52855099
NEW	ST151T LED30S/930 MB WH	30	3000	100	25	3000	19	911401846782	52857499
NEW	ST151T LED30S/930 WB BK	30	3000	100	38	3000	19	911401846982	52859899
NEW	ST151T LED30S/930 WB WH	30	3000	100	38	3000	19	911401847182	52861199

CoreLine LED luminaires

CoreLine Wall-mounted

www.philips.com/coreline




Product Type	LED	Lumen Output	Efficiency	Beam Angle	Dimmable	Color Temp.	UGR	12NC	EOC code
	W	lm	lm/W	°		K			
WL140V LED12S/830 PSR MDU WH	12	1200	90	120	-	3000	22	911401851582	53082999
WL140V LED12S/830 PSU WH	12	1275	105	120	-	3000	22	911401847382	52871099
WL140V LED12S/840 PSR MDU WH	12	1250	95	120	-	4000	22	911401851682	53083699
WL140V LED12S/840 PSU WH	12	1350	110	120	-	4000	22	911401847482	52872799
WL140V LED12S/830 PSED WH	13.5	1200	88	120	depends on driver (1-10V, DALI...)	3000	22	910505101534	97848800
WL140V LED12S/840 PSED WH	13.5	1250	92	120	depends on driver (1-10V, DALI...)	4000	22	910505101535	97849500
WL140V LED12S/830 PSED ELB3 WH	16.5	1200	72	120	depends on driver (1-10V, DALI...)	3000	22	910505101550	97864800
WL140V LED12S/830 PSR ELB3 MDU WH	16.5	1200	72	120	depends on driver (1-10V, DALI...)	3000	22	910505101552	97866200
WL140V LED12S/840 PSED ELB3 WH	16.5	1250	75	120	depends on driver (1-10V, DALI...)	4000	22	910505101551	97865500
WL140V LED12S/840 PSR ELB3 MDU WH	16.5	1250	75	120	depends on driver (1-10V, DALI...)	4000	22	910505101553	97867900
WL140V LED20S/830 PSU MDU WH	19	1850	95	120	-	3000	24	911401847982	52877299
WL140V LED20S/840 PSU MDU WH	19	1950	100	120	-	4000	24	911401848082	52878999
WL140V LED12_20S/827_830_840 PSU WH	20	2000	100	120	-	4000	24	911401848182	52879699
WL140V LED20S/830 PSU WH	20	2100	105	120	-	3000	24	911401847582	52873499
WL140V LED20S/840 PSU WH	20	2200	110	120	-	4000	24	911401847682	52874199
WL140V LED20S/830 PSED WH	22	2100	95	120	depends on driver (1-10V, DALI...)	3000	24	910505101538	97852500
WL140V LED20S/840 PSED WH	22	2200	100	120	depends on driver (1-10V, DALI...)	4000	24	910505101539	97853200
WL140V LED20S/830 PSR MDU WH	23	2100	90	120	-	3000	24	911401851782	53084399
WL140V LED20S/840 PSR MDU WH	23	2200	95	120	-	4000	24	911401851882	53085099
WL140V LED20S/830 PSED ELB3 WH	25	2100	84	120	depends on driver (1-10V, DALI...)	3000	24	910505101554	97868600
WL140V LED20S/830 WIA ELB3 WH	25	2100	84	120	InterAct office	3000	24	910505101562	97876100
WL140V LED20S/840 PSED ELB3 WH	25	2200	88	120	depends on driver (1-10V, DALI...)	4000	24	910505101555	97869300
WL140V LED20S/840 WIA ELB3 WH	25	2200	88	120	InterAct office	4000	24	910505101563	97877800
WL140V LED20S/830 PSR ELB3 MDU WH	28.5	2100	73	120	depends on driver (1-10V, DALI...)	3000	24	910505101556	97870900
WL140V LED20S/840 PSR ELB3 MDU WH	28.5	2200	77	120	depends on driver (1-10V, DALI...)	4000	24	910505101557	97871600
WL140V LED34S/830 PSR MDU WH	30	2950	98	120	-	3000	25	911401851982	53086799
WL140V LED34S/840 PSR MDU WH	30	3100	103	120	-	4000	25	911401852082	53087499
WL140V LED34S/830 PSU WH	32	3400	105	120	-	3000	25	911401847782	52875899
WL140V LED34S/840 PSU WH	32	3550	110	120	-	4000	25	911401847882	52876599
WL140V LED20_34S/827_830_840 PSU WH	33	3300	100	120	-	4000	25	911401848282	52880299

CoreLine LED luminaires

CoreLine Wall-mounted - Continued

www.philips.com/coreline




Product Type	LED		Efficiency	Beam Angle	Dimmable	Color Temp.	UGR	12NC	EOC code
	W	lm	lm/W	°		K			
WL140V LED34S/830 PSED WH	35.5	3350	94	120	depends on driver (1-10V, DALI...)	3000	25	910505101542	97856300
WL140V LED34S/840 PSED WH	35.5	3400	95	120	depends on driver (1-10V, DALI...)	4000	25	910505101543	97857000
WL140V LED34S/830 PSED ELB3 WH	38.5	3350	87	120	depends on driver (1-10V, DALI...)	3000	25	910505101558	97872300
WL140V LED34S/830 PSR ELB3 MDU WH	38.5	2950	76	120	depends on driver (1-10V, DALI...)	3000	25	910505101560	97874700
WL140V LED34S/830 WIA ELB3 WH	38.5	3350	87	120	InterAct office	3000	25	910505101564	97878500
WL140V LED34S/840 PSED ELB3 WH	38.5	3400	88	120	depends on driver (1-10V, DALI...)	4000	25	910505101559	97873000
WL140V LED34S/840 PSR ELB3 MDU WH	38.5	3100	80	120	depends on driver (1-10V, DALI...)	4000	25	910505101561	97875400
WL140V LED34S/840 WIA ELB3 WH	38.5	3400	88	120	InterAct office	4000	25	910505101565	97879200

CoreLine LED luminaires

Spots

www.philips.com/coreline




Product Type	LED		Lumen Output		Efficiency	Beam Angle	Dimmable	Color Temp.	UGR	IP rating	12NC	EOC code
	W	lm	lm/W	°	K							
RS140B LED6-32-/827 PSR PI6 ALU	8	650	82	32	Analog	2700	22	IP65	912401483045	38287299		
RS140B LED6-32-/827 PSR PI6 WH	8	650	82	32	Analog	2700	22	IP65	912401483031	38277399		
RS140B LED6-32-/830 PSR PI6 ALU	8	650	82	32	Analog	3000	22	IP65	912401483046	38288999		
RS140B LED6-32-/830 PSR PI6 WH	8	650	82	32	Analog	3000	22	IP65	912401483032	38278099		
RS140B LED6-32-/840 PSR PI6 ALU	8	650	82	32	Analog	4000	22	IP65	912401483047	38289699		
RS140B LED6-32-/840 PSR PI6 WH	8	650	82	32	Analog	4000	22	IP65	912401483033	38279799		
RS141B LED6-32-/827 PSR PI6 ALU	8	650	82	32	Analog	2700	22	IP44	912401483048	38290299		
RS141B LED6-32-/827 PSR PI6 WH	8	650	82	32	Analog	2700	22	IP44	912401483034	38280399		
RS141B LED6-32-/830 PSR PI6 ALU	8	650	82	32	Analog	3000	22	IP44	912401483049	38291999		
RS141B LED6-32-/830 PSR PI6 WH	8	650	82	32	Analog	3000	22	IP44	912401483035	38281099		
RS141B LED6-32-/840 PSR PI6 ALU	8	650	82	32	Analog	4000	22	IP44	912401483050	38292699		
RS141B LED6-32-/840 PSR PI6 WH	8	650	82	32	Analog	4000	22	IP44	912401483036	38282799		
RS142B LED6-32-/827 PSR PI6 WH FR	8	650	82	32	Analog	2700	22	IP44	912401483119	38417399		
RS142B LED6-32-/830 PSR PI6 WH FR	8	650	82	32	Analog	3000	22	IP44	912401483120	38418099		
RS140B LED9-32-/830 PSR PI6 ALU	11	900	82	32	Analog	3000	22	IP65	912401483051	38293399		
RS140B LED9-32-/830 PSR PI6 WH	11	900	82	32	Analog	3000	22	IP65	912401483039	38285899		
RS140B LED9-32-/840 PSR PI6 ALU	11	900	82	32	Analog	4000	22	IP65	912401483052	38294099		
RS140B LED9-32-/840 PSR PI6 WH	11	900	82	32	Analog	4000	22	IP65	912401483040	38286599		
RS141B LED9-32-/830 PSR PI6 WH	11	900	82	32	Analog	3000	22	IP44	912401483037	38283499		
RS141B LED9-32-/840 PSR PI6 WH	11	900	82	32	Analog	4000	22	IP44	912401483038	38284199		
RS140B LED12-36-/830 PSR PI6 ALU	15	1200	82	36	Analog	3000	22	IP65	912401483053	38423499		
RS140B LED12-36-/830 PSR PI6 WH	15	1200	82	36	Analog	3000	22	IP65	912401483043	38421099		
RS140B LED12-36-/840 PSR PI6 ALU	15	1200	82	36	Analog	4000	22	IP65	912401483054	38424199		
RS140B LED12-36-/840 PSR PI6 WH	15	1200	82	36	Analog	4000	22	IP65	912401483044	38422799		
RS141B LED12-36-/830 PSR PI6 WH	15	1200	82	36	Analog	3000	22	IP44	912401483041	38419799		
RS141B LED12-36-/840 PSR PI6 WH	15	1200	82	36	Analog	4000	22	IP44	912401483042	38420399		

CoreLine LED luminaires

Spots - Accessory

www.philips.com/coreline




Product Type	LED	Lumen Output	Efficiency	Beam Angle	Dimmable	Color Temp.	UGR	IP rating	IK rating	Warranty	12NC	EOC code
	W	lm	lm/W	°		K				Years		
RS140Z MODULE LED6-32-/827	8	650	82	32	Analog	2700	22	IP65	IK02	5	912401483061	38295799
RS140Z MODULE LED6-32-/830	8	650	82	32	Analog	3000	22	IP65	IK02	5	912401483062	38296499
RS140Z MODULE LED6-32-/840	8	650	82	32	Analog	4000	22	IP65	IK02	5	912401483063	38297199
RS140Z MODULE LED9-32-/830	11	900	82	32	Analog	3000	22	IP65	IK02	5	912401483064	38298899
RS140Z MODULE LED9-32-/840	11	900	82	32	Analog	4000	22	IP65	IK02	5	912401483065	38299599
RS140Z CFRM RND-ADJUST D80 BK								IP20	IK03		912401483072	38448799
RS140Z CFRM SQR-ADJUST ALU								IP20	IK03		912401483135	38458699
RS140Z CFRM SQR-ADJUST WH								IP20	IK03		912401483134	38456299
RS140Z CFRM SQR-FIX Darklight								IP20	IK03		912401483161	38508899
RS143Z CFRM GRID 1x1 WH								IP20	IK03		912401483212	38832499
RS143Z CFRM GRID 1x2 WH								IP20	IK03		912401483213	38833199
RS143Z CFRM GRID 1x3 WH								IP20	IK03		912401483214	38834899

CoreLine LED luminaires

CoreLine Recessed Spot gen2

www.philips.com/coreline




Product Type	LED	Lumen Output	Efficiency	Beam Angle	Dimmable	Color Temp.	UGR	IP rating	12NC	EOC code
	W	lm	lm/W	°		K				
1 RS150B LED6-WB-/827 D78 PSR PI6 ALU	7.2	660	90	38	depends on driver (1-10V, DALI...)	2700	21	IP20/54	911401824584	94167099
1 RS150B LED6-WB-/830 D78 PSR PI6 ALU	7.2	680	94	38	depends on driver (1-10V, DALI...)	3000	21	IP20/54	911401810584	93820599
2 RS150B LED6-WB-/830 D78 PSR PI6 WH	7.2	680	94	38	depends on driver (1-10V, DALI...)	3000	21	IP20/54	911401899882	54826899
1 RS150B LED6-WB-/840 D78 PSR PI6 ALU	7.2	720	100	38	depends on driver (1-10V, DALI...)	4000	21	IP20/54	911401824484	94166399
2 RS150B LED6-WB-/840 D78 PSR PI6 WH	7.2	720	100	38	depends on driver (1-10V, DALI...)	4000	21	IP20/54	911401899082	54827599
3 RS151B LED6-WB-/827 D78 PSR PI6 ALU	7.2	660	90	38	depends on driver (1-10V, DALI...)	2700	21	IP20/44	911401897882	54815299
3 RS151B LED6-WB-/830 D78 PSR PI6 ALU	7.2	680	94	38	depends on driver (1-10V, DALI...)	3000	21	IP20/44	911401897582	54812199
4 RS151B LED6-WB-/830 D78 PSR PI6 WH	7.2	680	94	38	depends on driver (1-10V, DALI...)	3000	21	IP20/44	911401897482	54811499
4 RS151B LED6-WB-/830 D78HALOX PSR PI6 WH	7.2	680	94	38	depends on driver (1-10V, DALI...)	3000	21	IP20/44	911401811284	93843499
3 RS151B LED6-WB-/840 D78 PSR PI6 ALU	7.2	720	100	38	depends on driver (1-10V, DALI...)	4000	21	IP20/44	911401897782	54814599
4 RS151B LED6-WB-/840 D78 PSR PI6 WH	7.2	720	100	38	depends on driver (1-10V, DALI...)	4000	21	IP20/44	911401897682	54813899
5 RS155B LED6-WB-/827 D68 PSR PI6 ALU	7.2	720	100	120	depends on driver (1-10V, DALI...)	2700	30	IP20/54	911401824784	94169499
5 RS155B LED6-WB-/840 D68 PSR PI6 ALU	7.2	800	110	120	depends on driver (1-10V, DALI...)	4000	30	IP20/54	911401824684	94168799
5 RS155B LED6-WB-/830 D68 PSR PI6 ALU	7.2	750	104	120	depends on driver (1-10V, DALI...)	3000	30	IP20/54	911401822484	94098799
6 RS155B LED6-WB-/830 D68 PSR PI6 WH	7.2	750	104	120	depends on driver (1-10V, DALI...)	3000	30	IP20/54	911401822384	94097099
6 RS155B LED6-WB-/840 D68 PSR PI6 WH	7.2	800	110	120	depends on driver (1-10V, DALI...)	4000	30	IP20/54	911401822584	94099499
7 RS156B LED6-WB-/827 D68 PSR PI6 ALU	7.2	720	100	120	depends on driver (1-10V, DALI...)	2700	30	IP20/44	911401820984	94083399
7 RS156B LED6-WB-/830 D68 PSR PI6 ALU	7.2	750	104	120	depends on driver (1-10V, DALI...)	3000	30	IP20/44	911401820684	94080299

CoreLine LED luminaires

CoreLine Recessed Spot gen2 - Continued

www.philips.com/coreline




Product Type	LED	Lumen Output	Efficiency	Beam Angle	Dimmable	Color Temp.	UGR	IP rating	12NC	EOC code
	W	lm	lm/W	°		K				
1 RS156B LED6-WB-/830 D68 PSR PI6 WH	7.2	750	104	120	depends on driver (1-10V, DALI...)	3000	30	IP20/44	911401820584	94079699
1 RS156B LED6-WB-/830 D68HALOX PSR PI6 WH	7.2	750	104	120	depends on driver (1-10V, DALI...)	3000	30	IP20/44	911401821084	94084099
2 RS156B LED6-WB-/840 D68 PSR PI6 ALU	7.2	800	110	120	depends on driver (1-10V, DALI...)	4000	30	IP20/44	911401820884	94082699
1 RS156B LED6-WB-/840 D68 PSR PI6 WH	7.2	800	110	120	depends on driver (1-10V, DALI...)	4000	30	IP20/44	911401820784	94081999
3 RS150B LED9-WB-/830 D78 PSR PI6 ALU	10.2	900	88	38	depends on driver (1-10V, DALI...)	3000	22	IP20/54	911401810684	93821299
4 RS150B LED9-WB-/830 D78 PSR PI6 WH	10.2	900	88	38	depends on driver (1-10V, DALI...)	3000	22	IP20/54	911401899182	54828299
4 RS150B LED9-WB-/840 D78 PSR PI6 WH	10.2	950	93	38	depends on driver (1-10V, DALI...)	4000	22	IP20/54	911401899282	54829999
5 RS151B LED9-WB-/830 D78 PSR PI6 ALU	10.2	900	88	38	depends on driver (1-10V, DALI...)	3000	22	IP20/44	911401898082	54817699
6 RS151B LED9-WB-/830 D78 PSR PI6 WH	10.2	900	88	38	depends on driver (1-10V, DALI...)	3000	22	IP20/44	911401897982	54816999
5 RS151B LED9-WB-/840 D78 PSR PI6 ALU	10.2	950	93	38	depends on driver (1-10V, DALI...)	4000	22	IP20/44	911401810384	93818299
6 RS151B LED9-WB-/840 D78 PSR PI6 WH	10.2	950	93	38	depends on driver (1-10V, DALI...)	4000	22	IP20/44	911401898182	54818399
7 RS155B LED9-WB-/830 D68 PSR PI6 ALU	10.2	1000	98	120	depends on driver (1-10V, DALI...)	3000	30	IP20/54	911401822784	94101499

CoreLine LED luminaires

CoreLine Recessed Spot gen2 - Continued

www.philips.com/coreline




Product Type	LED	Lumen Output	Efficiency	Beam Angle	Dimmable	Color Temp.	UGR	IP rating	12NC	EOC code
	W	lm	lm/W	°		K				
1 RS155B LED9-WB-/830 D68 PSR PI6 WH	10.2	1000	98	120	depends on driver (1-10V, DALI...)	3000	30	IP20/54	911401822684	94100799
1 RS155B LED9-WB-/840 D68 PSR PI6 WH	10.2	1080	105	120	depends on driver (1-10V, DALI...)	4000	30	IP20/54	911401822884	94102199
2 RS156B LED9-WB-/830 D68 PSR PI6 ALU	10.2	1000	98	120	depends on driver (1-10V, DALI...)	3000	30	IP20/44	911401821284	94086499
3 RS156B LED9-WB-/830 D68 PSR PI6 WH	10.2	1000	98	120	depends on driver (1-10V, DALI...)	3000	30	IP20/44	911401821184	94085799
2 RS156B LED9-WB-/840 D68 PSR PI6 ALU	10.2	1080	105	120	depends on driver (1-10V, DALI...)	4000	30	IP20/44	911401821484	94088899
3 RS156B LED9-WB-/840 D68 PSR PI6 WH	10.2	1080	105	120	depends on driver (1-10V, DALI...)	4000	30	IP20/44	911401821384	94087199
4 RS151B LED12-WB-/830 D78 WIA PI6 WH	12	1280	106	38	Wireless	3000	24	IP20/44	911401898582	54822099
4 RS151B LED12-WB-/840 D78 WIA PI6 WH	12	1320	110	38	Wireless	4000	24	IP20/44	911401898682	54823799
3 RS156B LED12-WB-/830 D68 WIA PI6 WH	12	1300	108	120	Wireless	3000	33	IP20/44	911401821984	94093299
3 RS156B LED12-WB-/840 D68 WIA PI6 WH	12	1380	115	120	Wireless	4000	33	IP20/44	911401822084	94094999
5 RS150B LED12-WB-/830 D78 PSR PI6 ALU	12.3	1280	104	38	depends on driver (1-10V, DALI...)	3000	24	IP20/54	911401810784	93822999
6 RS150B LED12-WB-/830 D78 PSR PI6 WH	12.3	1280	104	38	depends on driver (1-10V, DALI...)	3000	24	IP20/54	911401899382	54830599
6 RS150B LED12-WB-/840 D78 PSR PI6 WH	12.3	1320	107	38	depends on driver (1-10V, DALI...)	4000	24	IP20/54	911401899482	54831299
7 RS151B LED12-WB-/830 D78 PSD PI10 WH	12.3	1280	104	38	DALI	3000	24	IP20/44	911401898782	54824499
7 RS151B LED12-WB-/830 D78 PSR PI6 ALU	12.3	1280	104	38	depends on driver (1-10V, DALI...)	3000	24	IP20/44	911401898382	54820699
4 RS151B LED12-WB-/830 D78 PSR PI6 WH	12.3	1280	104	38	depends on driver (1-10V, DALI...)	3000	24	IP20/44	911401898282	54819099
4 RS151B LED12-WB-/840 D78 PSD PI10 WH	12.3	1320	107	38	DALI	4000	24	IP20/44	911401898882	54825199
7 RS151B LED12-WB-/840 D78 PSR PI6 ALU	12.3	1320	107	38	depends on driver (1-10V, DALI...)	4000	24	IP20/44	911401810484	93819999
4 RS151B LED12-WB-/840 D78 PSR PI6 WH	12.3	1320	107	38	depends on driver (1-10V, DALI...)	4000	24	IP20/44	911401898482	54821399

CoreLine LED luminaires

CoreLine Recessed Spot gen2 - Continued

www.philips.com/coreline




Product Type	LED	Lumen Output	Efficiency	Beam Angle	Dimmable	Color Temp.	UGR	IP rating	12NC	EOC code
	W	lm	lm/W	°		K				
① RS155B LED12-WB-/830 D68 PSR PI6 ALU	12.3	1300	105	120	depends on driver (1-10V, DALI...)	3000	33	IP20/54	911401823084	94104599
② RS155B LED12-WB-/830 D68 PSR PI6 WH	12.3	1300	105	120	depends on driver (1-10V, DALI...)	3000	33	IP20/54	911401822984	94103899
② RS155B LED12-WB-/840 D68 PSR PI6 WH	12.3	1380	112	120	depends on driver (1-10V, DALI...)	4000	33	IP20/54	911401823184	94105299
③ RS156B LED12-WB-/830 D68 PSD PI10 WH	12.3	1300	105	120	DALI	3000	33	IP20/44	911401822184	94095699
④ RS156B LED12-WB-/830 D68 PSR PI6 ALU	12.3	1300	105	120	depends on driver (1-10V, DALI...)	3000	33	IP20/44	911401821684	94090199
③ RS156B LED12-WB-/830 D68 PSR PI6 WH	12.3	1300	105	120	depends on driver (1-10V, DALI...)	3000	33	IP20/44	911401821584	94089599
③ RS156B LED12-WB-/840 D68 PSD PI10 WH	12.3	1380	112	120	DALI	4000	33	IP20/44	911401822284	94096399
④ RS156B LED12-WB-/840 D68 PSR PI6 ALU	12.3	1380	112	120	depends on driver (1-10V, DALI...)	4000	33	IP20/44	911401821884	94092599
③ RS156B LED12-WB-/840 D68 PSR PI6 WH	12.3	1380	112	120	depends on driver (1-10V, DALI...)	4000	33	IP20/44	911401821784	94091899

CoreLine LED luminaires

CoreLine Recessed Spot gen2 - Accessory

www.philips.com/coreline



Product Type	LED	Lumen Output	Efficiency	Beam Angle	Dimmable	Color Temp.	UGR	IP rating	IK rating	Warranty	12NC	EOC code
	W	lm	lm/W	°		K				Years		
RS150Z MODULE LED6-WB-/827 D78 PSR	7.2	660	90	38	depends on driver (1-10V, DALI...)	2700	21	IP20/54	IK02	5	911401899582	54832999
RS150Z MODULE LED6-WB-/830 D78 PSR	7.2	680	94	38	depends on driver (1-10V, DALI...)	3000	21	IP20/54	IK02	5	911401899682	54833699
RS150Z MODULE LED6-WB-/840 D78 PSR	7.2	720	100	38	depends on driver (1-10V, DALI...)	4000	21	IP20/54	IK02	5	911401899782	54834399
RS155Z MODULE LED6-WB-/827 D68 PSR	7.2	720	100	120	depends on driver (1-10V, DALI...)	2700	30	IP20/54	IK02	5	911401823284	94106999
RS155Z MODULE LED6-WB-/830 D68 PSR	7.2	750	104	120	depends on driver (1-10V, DALI...)	3000	30	IP20/54	IK02	5	911401823384	94107699
RS155Z MODULE LED6-WB-/840 D68 PSR	7.2	800	110	120	depends on driver (1-10V, DALI...)	4000	30	IP20/54	IK02	5	911401823484	94108399
RS150Z MODULE LED9-WB-/830 D78 PSR	10.2	900	88	38	depends on driver (1-10V, DALI...)	3000	22	IP20/54	IK02	5	911401899882	54835099
RS150Z MODULE LED9-WB-/840 D78 PSR	10.2	950	93	38	depends on driver (1-10V, DALI...)	4000	22	IP20/54	IK02	5	911401899982	54836799
RS155Z MODULE LED9-WB-/830 D68 PSR	10.2	1000	98	120	depends on driver (1-10V, DALI...)	3000	30	IP20/54	IK02	5	911401823584	94109099
RS155Z MODULE LED9-WB-/840 D68 PSR	10.2	1080	105	120	depends on driver (1-10V, DALI...)	4000	30	IP20/54	IK02	5	911401823684	94110699
RS150Z CFRM RND-ADJUST D80 ALU									IK03		911401811784	93848999
RS150Z CFRM RND-ADJUST D80 BK									IK03		911401811884	93849699
RS150Z CFRM RND-ADJUST D80 WH									IK03		911401811684	93847299
RS150Z CFRM RND-ADJUST D80 WH HALOX100									IK03		911401812284	93853399
RS150Z CFRM RND-FIX D78 ALU									IK03		911401811584	93846599
RS150Z CFRM RND-FIX D78 BK									IK03		911401811484	93845899
RS150Z CFRM RND-FIX D78 WH									IK03		911401811384	93844199
RS150Z CFRM SQR-ADJUST D80 ALU									IK03		911401812084	93851999
RS150Z CFRM SQR-ADJUST D80 WH									IK03		911401811984	93850299
RS155Z CFRM RND-ADJUST D70 ALU									IK03		911401824184	94115199
RS155Z CFRM RND-ADJUST D70 BK									IK03		911401824284	94116899
RS155Z CFRM RND-ADJUST D70 WH									IK03		911401824084	94114499
RS155Z CFRM RND-ADJUST D70 WH HALOX100									IK03		911401824384	94117599
RS155Z CFRM RND-FIX D68 ALU									IK03		911401823984	94113799
RS155Z CFRM RND-FIX D68 BK									IK03		911401823884	94112099
RS155Z CFRM RND-FIX D68 WH									IK03		911401823784	94111399

CoreLine LED luminaires

CoreLine tempo X-Large

www.philips.com/coreline



Product Type	LED		Efficiency	Dimmable	Color Temp.	12NC	EOC code
	W	lm	lm/W		K		
BVP140 LED360-4S 30K6/740 PSD OFA52 D9	225	30.600	136	DALI	4000	912300024344	87288500
BVP140 LED360-4S 30K6/740 PSU OFA52	225	30.600	136	-	4000	912300024336	87280900
BVP140 LED360-4S 31K3/740 PSD S D9	225	31.320	139	DALI	4000	912300024348	87292200
BVP140 LED360-4S 31K3/740 PSU S	225	31.320	139	-	4000	912300024340	87284700
BVP140 LED360-4S 30K6/730 PSU OFA52	245	30.600	125	-	3000	912300057776	90527900
BVP140 LED360-4S 31K3/730 PSU S	245	31.320	128	-	3000	912300057779	90530900
BVP140 LED420-4S 35K3/740 PSD OFA52 D9	250	35.280	141	DALI	4000	912300024343	87287800
BVP140 LED420-4S 35K3/740 PSU OFA52	250	35.280	141	-	4000	912300024335	87279300
BVP140 LED420-4S 36K1/740 PSD S D9	250	36.120	144	DALI	4000	912300024347	87291500
BVP140 LED420-4S 36K1/740 PSU S	250	36.120	144	-	4000	912300024339	87283000
BVP140 LED420-4S 35K3/730 PSU OFA52	275	35.280	128	-	3000	912300057775	90526200
BVP140 LED420-4S 36K1/730 PSU S	275	36.120	131	-	3000	912300057778	90529300
BVP140 LED450-4S 37K8/730 PSU OFA52	295	37.800	128	-	3000	912300057774	90522400
BVP140 LED450-4S 38K7/730 PSU S	295	38.700	131	-	3000	912300057777	90528600
BVP140 LED480-4S 40K3/740 PSD OFA52 D9	295	40.320	137	DALI	4000	912300024342	87286100
BVP140 LED480-4S 40K3/740 PSU OFA52	295	40.320	137	-	4000	912300024334	87278600
BVP140 LED480-4S 41K3/740 PSD S D9	295	41.280	140	DALI	4000	912300024346	87290800
BVP140 LED480-4S 41K3/740 PSU S	295	41.280	140	-	4000	912300024338	87282300



CoreLine LED luminaires

CoreLine tempo large

www.philips.com/coreline




Product Type	LED	Lumen Output	Efficiency	Color Temp.	12NC	EOC code
	W	lm	lm/W	K		
BVP130 LED160-4S/740 PSU OFA52 ALU C1KC3	126	16.000	130	4000	912300023662	09641000
BVP130 LED160-4S/740 PSU S ALU C1KC3	126	16.000	130	4000	912300023665	09644100
BVP130 LED160-4S/730 A	136	16.000	121	3000	912300057770	90520000
BVP130 LED160-4S/730 S	136	16.000	121	3000	912300057773	90525500
BVP130 LED210-4S/740 PSU OFA52 ALU C1KC3	164	21.000	130	4000	912300023661	09640300
BVP130 LED210-4S/740 PSU S ALU C1KC3	164	21.000	130	4000	912300023664	09643400
BVP130 LED205-4S/730 A	170	20.500	121	3000	912300057769	90516300
BVP130 LED205-4S/730 S	170	20.500	121	3000	912300057772	90524800
BVP130 LED260-4S/740 PSU OFA52 ALU C1KC3	220	26.000	120	4000	912300023660	09639700
BVP130 LED260-4S/740 PSU S ALU C1KC3 T35	220	26.000	120	4000	912300023663	09642700
BVP130 LED260-4S/730 A	240	26.000	110	3000	912300057768	90517000
BVP130 LED260-4S/730 S	240	26.000	110	3000	912300057771	90523100



CoreLine LED luminaires

CoreLine tempo medium


www.philips.com/coreline



Product Type	LED	Lumen Output	Efficiency	Color Temp.	12NC	EOC code
	W	lm	lm/W	K		
BVP125 LED80-4S/740 PSU OFA52 ALU C1KC3	66	8000	124	4000	912300024002	45588000
BVP125 LED80-4S/740 PSU S ALU C1KC3	66	8000	124	4000	912300024004	45590300
BVP125 LED80-4S/730 PSU OFA52 ALU C1KC3	72	8000	114	3000	912300057765	90518700
BVP125 LED80-4S/730 PSU S ALU C1KC3	72	8000	114	3000	912300057767	90521700
BVP125 LED120-4S/740 PSU OFA52 ALU C1KC3	98	12.000	126	4000	912300024001	45587300
BVP125 LED120-4S/740 PSU S ALU C1KC3	98	12.000	126	4000	912300024003	45589700
BVP125 LED120-4S/730 PSU OFA52 ALU C1KC3	106	12.000	116	3000	912300057764	90515600
BVP125 LED120-4S/730 PSU S ALU C1KC3	106	12.000	116	3000	912300057766	90519400

CoreLine tempo small

www.philips.com/coreline



Product Type	LED	Lumen Output	Efficiency	Color Temp.	12NC	EOC code
	W	lm	lm/W	K		
BVP110 LED42/NW A	38	4200	111	4000	911401555231	30635300
BVP110 LED42/NW S	38	4200	111	4000	911401555331	30636000

CoreLine LED luminaires

CoreLine Malaga LED *

www.philips.com/coreline



Product Type	LED	Lumen Output	Efficiency	Color Temp.	12NC	EOC code
	W	lm	lm/W	K		
BRP101 LED37/740 I DM	29.6	3054	103	4000	910925865338	99815100
BRP101 LED37/740 II DM	29.6	3054	103	4000	910925865339	99816800
BRP102 LED55/740 I DM	39	4600	118	4000	910925865340	99817500
BRP102 LED55/740 II DM	39	4600	118	4000	910925865341	99818200
BRP102 LED75/740 I DM	56.5	6133	109	4000	910925865342	99819900
BRP102 LED75/740 II DM	56.5	6133	109	4000	910925865343	99820500
BRP102 LED110/740 I DM	83	9006	111	4000	910925865344	99821200
BRP102 LED110/740 II DM	83	9006	111	4000	910925865345	99822900

*Additionally, the CoreLine malaga LED is available with Warm White LED modules (730) or Dynadimmer. Please contact your Signify representative for ordering options.

Philips Ledinaire

Value



Office



Industry



Parking



Retail



Outdoor



Ledinaire recessed



Ledinaire recessed downlight



Ledinaire batten



Ledinaire batten



Ledinaire recessed downlight



Ledinaire floodlight



Ledinaire panel



Ledinaire slim downlight



Ledinaire waterproof



Ledinaire waterproof



Ledinaire slim downlight



Ledinaire surface-mounted



Ledinaire ClearAccent



Ledinaire highbay



Ledinaire wall mounted



Ledinaire Zadora



Ledinaire wall-mounted



Real pros count on reliable solutions for daily demands

Philips Ledinaire is the essential range of trusted products for everyday lighting jobs that need good performance

Count on honest, hard-working solutions that deliver what they promise. Get trusted performance and the results you expect with Philips-tested key components. And that for a price that's on your side! Philips Ledinaire – the essential range of trusted products for everyday lighting jobs that need good performance.



Trusted

What you need and expect is what you get. And that's a promise you can count on every time!



Reliable

Proven Philips quality. Every key component is tested for a maximum of reliability and long-term performance.



Great value

Perfect results don't need to blow the budget. With Ledinaire, you have great value lighting from the leader in LED.

Contents

Interact Ready

CoreLine

Ledinaire

LED spots

LED bulbs

LED candles & lusters

LED tubes

LED PL-lamps

TrueForce



Philips Ledinaire floodlight

The robust and reliable choice in floodlights just got better with improved performance and more value for money.

- Extended wattage range, including 10W to 200W options
- Increased efficacy: up to 120 lm/W
- Improved motion sensor
- Even better value and performance
- 360° bracket for greater application variety
- 50,000 hrs lifetime (L70)
- Good finish and unobtrusive design
- Reliable driver, low early failures
- Light output to meet standard applications
- Easy to install, supplied with stripped cable

[Click here to see all products](#)



Philips Ledinaire wall-mounted

Product highlights

Your go-to choice for honest, hard-working LED luminaires that deliver what they promise.

- Wide application coverage
- Modern, unobtrusive design
- IP44 rating perfect for indoor applications
- Optional motion detection and daylight sensor
- Two lumen packages and sizes: 1100lm 30cm, 1700lm 35cm
- Full transparent cover providing homogeneous light effect

[Click here to see all products](#)



Base plate that accommodates wire looping and wall-mounted wires




Optional motion and daylight detection unit

Ledinaire LED luminaires

Easily make the switch to LED lighting without high investments. The Philips Ledinaire portfolio consists of 9 popular LED luminaires. Choose affordable, reliable and energy-efficient lighting from the leading name in LED.

Ledinaire Panel Office compliant



www.lighting.philips.com/main/products/ledinaire



	Product Type	LED	Lumen Output	Efficiency	Dimmable	Color Temp.	UGR	12NC	EOC code
		W	lm	lm/W		K			
NEW	RC065B LED34S/840 PSU W60L60 OC 2	34	3400	100	-	4000	19	911401819584	94043799
NEW	RC066B LED34S/830 PSU W62L62 OC	34	3400	100	-	3000	19	911401810184	93814499
NEW	RC066B LED34S/840 PSD W62L62 OC	34	3400	100	DALI	4000	19	911401810284	93815199
	RC065B LED34S/830 PSU W60L60 OC	34	3400	100	-	3000	19	911401850782	53065299
	RC065B LED34S/840 PSD W60L60 OC	34	3400	100	DALI	4000	19	911401850682	53064599
	RC065B LED34S/840 PSU W60L60 OC	34	3400	100	-	4000	19	911401884580	38647499
	RC065B LED34S/865 PSU W60L60 OC	34	3400	100	-	6500	19	911401884680	36204599
	RC066B LED34S/840 PSU W62L62 OC	34	3400	100	-	4000	19	911401884780	36558999

Ledinaire Panel Non-office compliant

www.lighting.philips.com/main/products/ledinaire



	Product Type	LED	Lumen Output	Efficiency	Color Temp.	UGR	12NC	EOC code
		W	lm	lm/W	K			
NEW	RC065B LED34S/840 PSU W60L60 NOC 2	34	3400	100	4000	22	911401819684	94044499
	RC065B LED34S/830 PSU W60L60 NOC	34	3400	100	3000	22	911401850882	53066999
	RC065B LED34S/840 PSU W60L60 NOC	34	3400	100	4000	19	911401885080	79180399
	RC065B LED34S/865 PSU W60L60 NOC	34	3400	100	6500	22	911401885180	36206999
	RC065B LED41S/840 PSU W60L60 NOC	44	4100	93	4000	22	911401823781	36926699

Ledinaire LED luminaires

Ledinaire Panel - Accessory

www.lighting.philips.com/main/products/ledinaire



10/20/40 PACK

Product Type	IP rating	IK rating	12NC	EOC code
① RC065Z SC	IP20	IK02	911401892680	36274899
② RC065Z SMB W60L60	IP20	IK02	911401892480	36272499
③ RC065Z SME-3 WH			911401805681	36592399
② RC066Z SMB W62L62	IP20	IK02	911401892580	36273199

Ledinaire Recessed Non-office compliant

www.lighting.philips.com/main/products/ledinaire




Product Type	LED	Lumen Output	Efficiency	Beam Angle	Color Temp.	UGR	12NC	EOC code
	W	lm	lm/W	°	K			
RC060B LED34S/840 PSU W60L60 NOC	34	3400	100	110	4000	25	911401850780	06958500
RC060B LED40S/840 PSU W60L60 NOC	40	4000	100	110	4000	25	911401842380	35040000

Ledinaire LED luminaires

Ledinaire Surface-mounted Office compliant

www.lighting.philips.com/main/products/ledinaire



Product Type	LED	Lumen Output	Efficiency	Beam Angle	Color Temp.	UGR	12NC	EOC code
	W	lm	lm/W	°	K			
SM060C LED34S/840 PSU W20L120 OC	34	3400	100	80	4000	19	911401842280	35039400

Ledinaire Surface-mounted Non-office compliant

www.lighting.philips.com/main/products/ledinaire



Product Type	LED	Lumen Output	Efficiency	Beam Angle	Color Temp.	UGR	12NC	EOC code
	W	lm	lm/W	°	K			
SM060C LED34S/840 PSU W20L120 NOC	34	3400	100	110	4000	25	911401850680	06962200
SM060C LED40S/840 PSU W20L120 NOC	40	4000	100	110	4000	25	911401842480	35041700

Ledinaire LED luminaires

Ledinaire Wall-mounted WL060V

www.lighting.philips.com/main/products/ledinaire



Product Type	LED	Lumen Output	Efficiency	Color Temp.	UGR	12NC	EOC code
	W	lm	lm/W	K			
WL060V LED11S/830 PSU II WH	11	1100	100	3000	22	911401887384	96009199
WL060V LED11S/840 PSU II WH	11	1100	100	4000	22	911401887484	96010799
WL060V LED17S/830 PSU II WH	17	1700	100	3000	22	911401887584	96011499
WL060V LED17S/840 PSU II WH	17	1700	100	4000	22	911401887684	96012199
WL060V LED17S/830 PSU MDU II WH	19	1700	90	3000	22	911401883284	95990399
WL060V LED17S/840 PSU MDU II WH	19	1700	90	4000	22	911401883384	95991099

Ledinaire Wall-mounted WL070V

www.lighting.philips.com/main/products/ledinaire




Product Type	LED	Lumen Output	Efficiency	Beam Angle	Color Temp.	UGR	12NC	EOC code
	W	lm	lm/W	°	K			
WL070V LED11S/830 PSU II WH	11	1100	95	120	3000	22	911401826382	52266499
WL070V LED11S/840 PSU II WH	11	1100	100	120	4000	22	911401826482	52267199
WL070V LED17S/830 PSU II WH	17	1700	95	120	3000	22	911401826582	52268899
WL070V LED17S/840 PSU II WH	17	1700	100	120	4000	22	911401826682	52269599
WL070V LED17S/830 PSU MDU II WH	19	1700	85	120	3000	22	911401826782	52270199
WL070V LED17S/840 PSU MDU II WH	19	1700	85	120	4000	22	911401826882	52271899

Ledinaire LED luminaires

Ledinaire Square Wall-mounted


www.lighting.philips.com/main/products/ledinaire



Product Type	LED	Lumen Output	Efficiency	Beam Angle	Dimmable	Color Temp.	Integrated emergency 3 hours	Motion/Daylight sensor	12NC	EOC code
	W	lm	lm/W	°		K				
WL055V LED6S/830 PSR MDU WH	6	600	100	110	Only with specific dimmers	3000		Yes	911401862580	35409599
WL055V LED6S/830 PSU WH	6	600	100	110	No	3000			911401834880	34941199
WL055V LED6S/840 PSR MDU WH	6	600	100	110	Only with specific dimmers	4000		Yes	911401850580	35064699
WL055V LED6S/840 PSU WH	6	600	100	110	No	4000			911401834980	34942899
WL055V LED6S/830 PSU EL3 WH	8	600	75	110	No	3000	Yes		910505100602	96774199
WL055V LED6S/840 PSU EL3 WH	8	630	79	110	No	4000	Yes		910505100601	96773499

Ledinaire Batten

www.lighting.philips.com/main/products/ledinaire



Product Type	LED	Lumen Output	Efficiency	Color Temp.	UGR	12NC	EOC code
	W	lm	lm/W	K			
BN021C LED5S/830 L300	5	480	96	3000	27	911401841882	52785099
BN021C LED5S/840 L300	5	540	108	4000	27	911401841782	52784399
BN021C LED10S/830 L600	10	960	96	3000	27	911401842082	52787499
BN021C LED10S/840 L600	10	1050	105	4000	27	911401841982	52786799
BN021C LED14S/830 L900	15	1450	96.7	3000	27	911401842282	52789899
BN021C LED15S/840 L900	15	1600	106.7	4000	27	911401842182	52788199
BN021C LED19S/830 L1200	20	1900	95	3000	27	911401842482	52791199
BN021C LED20S/840 L1200	20	2100	105	4000	27	911401842382	52790499
BN021C LED24S/830 L1500	24	2400	100	3000	27	911401842682	52793599
BN021C LED25S/840 L1500	24	2600	108.3	4000	27	911401842582	52792899



Ledinaire LED luminaires

Ledinaire Batten - Accessory

www.lighting.philips.com/main/products/ledinaire



IP IP IK
IP20 IK02 10 PACK

Product Type	12NC	EOC code
BN021Z C600	91 1401846482	52854399

Ledinaire High-bay

www.lighting.philips.com/main/products/ledinaire



L65 at 50.000 IP IP 3
IP65 IK06 Years 1 PACK

Product Type	LED	Lumen Output	Efficiency	Color Temp.	12NC	EOC code
	W	lm	lm/W	K		
BY020P G2 LED105S/840 PSU WB GR	94	10.500	112	4000	91 1401642407	52405700
BY021P G2 LED205S/840 PSU WB GR	168	20.500	122	4000	91 1401642307	52404000

Ledinaire LED luminaires

Ledinaire High-bay - Accessory

www.lighting.philips.com/main/products/ledinaire




4 PACK

Product Type	12NC	EOC code
BY020Z G2 ALU	911401657907	53017199
BY021Z G2 ALU	911401658007	53016499

Ledinaire Waterproof

www.lighting.philips.com/main/products/ledinaire




Product Type	LED	Lumen Output	Efficiency	Beam Angle	Color Temp.	12NC	EOC code
	W	lm	lm/W	°	K		
WT060C LED18S/840 PSU L600	15	1800	120	120	4000	911401876480	36007299
WT060C LED25S/840 PSU L1200	20	2500	120	120	4000	911401892780	36291599
WT060C LED25S/840 PSU TW1 L1200	20	2500	120	120	4000	911401892880	36292299
WT060C LED34S/840 PSU L1500	28	3400	120	120	4000	911401892980	36293999
WT060C LED34S/840 PSU TW1 L1500	28	3400	120	120	4000	911401893080	36294699
WT060C LED36S/840 PSU L1200	30	3600	120	120	4000	911401876680	36009699
WT060C LED36S/840 PSU TW1 L1200	30	3600	120	120	4000	911401876780	36010299
WT060C LED36S/865 PSU L1200	30	3600	120	120	6500	911401877280	36015799
WT060C LED56S/840 PSU L1500	46	5600	120	120	4000	911401876880	36011999
WT060C LED56S/840 PSU TW1 L1500	46	5600	120	120	4000	911401876980	36012699
WT060C LED56S/865 PSU L1500	46	5600	120	120	6500	911401877480	36017199



Ledinaire LED luminaires

Ledinaire Waterproof Tube Housing


www.lighting.philips.com/main/products/ledinaire



Product Type	LED	12NC	EOC code
	W		
WT050C 1xTLED L1200	-	911401807381	36602999
WT050C 1xTLED L1500	-	911401807581	36604399
WT050C 2xTLED L1200	-	911401807481	36603699
WT050C 2xTLED L1500	-	911401807681	36605099

Ledinaire SlimDownlight DN065B

www.lighting.philips.com/main/products/ledinaire




Product Type	LED	Lumen Output	Efficiency	Color Temp.	12NC	EOC code
	W	lm	lm/W	K		
DN065B G3 LDNR LED10/830 10.5W D150 RD	11	1000	90	3000	929002663832	32890700
DN065B G3 LDNR LED10/830 10.5W L150 SQ	11	1000	90	3000	929002664232	32898300
DN065B G3 LDNR LED10/840 10.5W D150 RD	11	1000	90	4000	929002663932	32892100
DN065B G3 LDNR LED10/840 10.5W L150 SQ	11	1000	90	4000	929002664332	32900300
DN065B G3 LDNR LED10/865 10.5W D150 RD	11	1000	90	6500	929003165102	35207000
DN065B G3 LDNR LED10/CCT 10.5W D150 RD	11	1000	90	4000	929002664832	32910200
DN065C G3 LDNR LED10/830 10.5W D175 RD	11	1000	90	3000	929002664432	32902700
DN065C G3 LDNR LED10/840 10.5W D175 RD	11	1000	90	4000	929002664532	32904100
DN065B G3 LDNR LED20/830 19.5W D200 RD	20	2000	100	3000	929002664032	32894500
DN065B G3 LDNR LED20/840 19.5W D200 RD	20	2000	100	4000	929002664132	32896900
DN065B G3 LDNR LED20/865 19.5W D200 RD	20	2000	100	6500	929003165202	35209400
DN065B G3 LDNR LED20/CCT 19.5W D200 RD	20	2000	100	4000	929002664932	32912600
DN065C G3 LDNR LED20/830 19.5W D225 RD	20	2000	100	3000	929002664632	32906500
DN065C G3 LDNR LED20/840 19.5W D225 RD	20	2000	100	4000	929002664732	32908900



Ledinaire LED luminaires

Ledinaire Recessed Downlight

www.lighting.philips.com/main/products/ledinaire



Product Type	LED	Lumen Output	Efficiency	Color Temp.	UGR	12NC	EOC code
	W	lm	lm/W	K			
DN070B LED12/830 12W 220-240V D150 RD EU	12	1200	96	3000	19	929003165332	35398500
DN070B LED12/840 12W 220-240V D150 RD EU	12	1200	96	4000	19	929003165432	35400500
DN070B LED24/830 24W 220-240V D200 RD EU	24	2400	94	3000	19	929003165532	35402900
DN070B LED24/840 24W 220-240V D200 RD EU	24	2400	94	4000	19	929003165632	35404300
DN070B LED24/850 24W 220-240V D200 RD EU	24	2400	94	5000	19	929003247332	45260200

Ledinaire Zadora LED

www.lighting.philips.com/main/products/ledinaire



Product Type	LED	Lumen Output	Efficiency	Dimmable	Color Temp.	12NC	EOC code
	W	lm	lm/W		K		
RS049B LED-MS-40-5W-2700-GU10 ALU 50W	5	355	73	Only with specific dimmers	2700	912401483106	07014799
RS049B LED-MS-40-5W-2700-GU10 WH 50W	5	355	73	Only with specific dimmers	2700	912401483104	07012399
RS049B LED-MS-40-5W-3000-GU10 ALU 50W	5	365	78	Only with specific dimmers	3000	912401483108	07016199
RS049B LED-MS-40-5W-3000-GU10 WH 50W	5	365	75	Only with specific dimmers	3000	912401483107	07015499
RS049B LED-MS-40-5W-4000-GU10 WH 50W	5	380	78	Only with specific dimmers	4000	912401483105	07013099

Ledinaire LED luminaires

Ledinaire ClearAccent RS060/RS061

www.lighting.philips.com/main/products/ledinaire



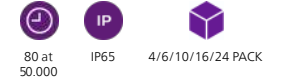
Product Type	LED		Efficiency	Dimmable	Color Temp.	UGR	12NC	EOC code
	W	lm	lm/W		K			
RS060B G2 LDNR LED5-36/827 PSR II WH	6	500	83	Only with specific dimmers	2700	21	929002669632	33117400
RS060B G2 LDNR LED5-36/827 WH TW	6	500	83	Only with specific dimmers	2700	21	929002662032	33111200
RS060B G2 LDNR LED5-36/830 PSR II WH	6	500	83	Only with specific dimmers	3000	21	929002669732	33119800
RS060B G2 LDNR LED5-36/830 WH TW	6	500	83	Only with specific dimmers	3000	21	929002662132	33113600
RS060B G2 LDNR LED5-36/840 PSR II WH	6	500	91	Only with specific dimmers	4000	21	929002669832	33121100
RS060B G2 LDNR LED5-36/840 WH TW	6	500	91	Only with specific dimmers	4000	21	929002662232	33115000
RS061B G2 LDNR LED5-36/827 PSR II WH	6	500	83	Only with specific dimmers	2700	21	929002669932	33123500
RS061B G2 LDNR LED5-36/827 WH TW	6	500	83	Only with specific dimmers	2700	21	929002662332	33105100
RS061B G2 LDNR LED5-36/830 PSR II WH	6	500	83	Only with specific dimmers	3000	21	929002670032	33125900
RS061B G2 LDNR LED5-36/830 WH TW	6	500	83	Only with specific dimmers	3000	21	929002662432	33107500
RS061B G2 LDNR LED5-36/840 PSR II WH	6	500	91	Only with specific dimmers	4000	21	929002670132	33127300
RS061B G2 LDNR LED5-36/840 WH TW	6	500	91	Only with specific dimmers	4000	21	929002662532	33109900



Ledinaire LED luminaires

Ledinaire floodlights gen3

www.lighting.philips.com/main/products/ledinaire

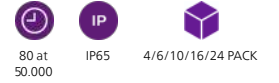


Product Type	LED	Lumen Output	Efficiency	Color Temp.	IK rating	Warranty	12NC	EOC code
	W	lm	lm/W	K		Years		
1 BVP164 LED11/830 PSU 10W SWB CE	10	1100	110	3000	IK07	3	911401841483	53364699
2 BVP164 LED11/830 PSU 10W SWB MDU CE	10	1100	110	3000	IK07	3	911401883683	53482799
1 BVP164 LED12/840 PSU 10W SWB CE	10	1200	120	4000	IK07	3	911401851483	53356199
2 BVP164 LED12/840 PSU 10W SWB MDU CE	10	1200	120	4000	IK07	3	911401883783	53481099
1 BVP164 LED12/865 PSU 10W SWB CE	10	1200	120	6500	IK07	3	911401861483	53348699
3 BVP164 LED22/830 PSU 20W SWB CE	20	2200	110	3000	IK07	3	911401842483	53363999
4 BVP164 LED22/830 PSU 20W SWB MDU CE	20	2200	110	3000	IK07	3	911401883983	53480399
3 BVP164 LED24/840 PSU 20W SWB CE	20	2400	120	4000	IK07	3	911401852483	53355499
4 BVP164 LED24/840 PSU 20W SWB MDU CE	20	2400	120	4000	IK07	3	911401884083	53479799
3 BVP164 LED24/865 PSU 20W SWB CE	20	2400	120	6500	IK07	3	911401862483	53347999
3 BVP164 LED33/830 PSU 30W SWB CE	30	3300	110	3000	IK07	3	911401843483	53362299
4 BVP164 LED33/830 PSU 30W SWB MDU CE	30	3300	110	3000	IK07	3	911401884283	53478099
3 BVP164 LED36/840 PSU 30W SWB CE	30	3600	120	4000	IK07	3	911401853483	53354799
4 BVP164 LED36/840 PSU 30W SWB MDU CE	30	3600	120	4000	IK07	3	911401884383	53477399
3 BVP164 LED36/865 PSU 30W SWB CE	30	3600	120	6500	IK07	3	911401863483	53346299
5 BVP164 LED55/830 PSU 50W SWB CE	50	5500	110	3000	IK07	3	911401844483	53361599
4 BVP164 LED55/830 PSU 50W SWB MDU CE	50	5500	110	3000	IK07	3	911401884583	53476699
5 BVP164 LED60/840 PSU 50W SWB CE	50	6000	120	4000	IK07	3	911401854483	53353099
4 BVP164 LED60/840 PSU 50W SWB MDU CE	50	6000	120	4000	IK07	3	911401884683	53475999
5 BVP164 LED60/865 PSU 50W SWB CE	50	6000	120	6500	IK07	3	911401864483	53345599
6 BVP164 LED70/830 PSU 70W AWB CE	70	7300	105	3000	IK07	3	911401896083	53633399
6 BVP164 LED73/840 PSU 70W AWB CE	70	7300	105	4000	IK07	3	911401896183	53496499
5 BVP164 LED77/830 PSU 70W SWB CE	70	7700	110	3000	IK07	3	911401845483	53360899
4 BVP164 LED77/830 PSU 70W SWB MDU CE	70	7700	110	3000	IK07	3	911401884883	53474299
5 BVP164 LED84/840 PSU 70W SWB CE	70	8400	120	4000	IK07	3	911401855483	53352399
4 BVP164 LED84/840 PSU 70W SWB MDU CE	70	8400	120	4000	IK07	3	911401884983	53473599
5 BVP164 LED84/865 PSU 70W SWB CE	70	8400	120	6500	IK07	3	911401865483	53344899
6 BVP165 LED100/830 PSU 100W AWB CE	100	10.500	105	3000	IK07	3	911401896383	53632699
6 BVP165 LED105/840 PSU 100W AWB CE	100	10.500	105	4000	IK07	3	911401896483	53495799
7 BVP165 LED110/830 PSU 100W SWB CE	100	11.000	110	3000	IK08	5	911401846483	53359299

Ledinaire LED luminaires

Ledinaire floodlights gen3 - Continued

www.lighting.philips.com/main/products/ledinaire



Product Type	LED	Lumen Output	Efficiency	Color Temp.	IK rating	Warranty	12NC	EOC code
	W	lm	lm/W	K		Years		
1 BVP165 LED120/840 PSU 100W SWB CE	100	12.000	120	4000	IK07	3	911401856483	53351699
1 BVP165 LED120/865 PSU 100W SWB CE	100	12.000	120	6500	IK07	3	911401866483	53343199
2 BVP165 LED150/830 PSU 150W AWB CE	150	15.700	105	3000	IK07	3	911401896683	53631999
2 BVP165 LED157/840 PSU 150W AWB CE	150	15.700	105	4000	IK07	3	911401896783	53494099
1 BVP165 LED165/830 PSU 150W SWB CE	150	16.500	110	3000	IK08	5	911401847483	53358599
1 BVP165 LED180/840 PSU 150W SWB CE	150	18.000	120	4000	IK07	3	911401857483	53350999
1 BVP165 LED180/865 PSU 150W SWB CE	150	18.000	120	6500	IK07	3	911401867483	53342499
2 BVP165 LED200/830 PSU 200W AWB CE	200	21.000	105	3000	IK07	3	911401896983	53630299
2 BVP165 LED210/840 PSU 200W AWB CE	200	21.000	105	4000	IK07	3	911401897083	53493399
1 BVP165 LED220/830 PSU 200W SWB CE	200	22.000	110	3000	IK08	5	911401848483	53357899
1 BVP165 LED240/840 PSU 200W SWB CE	200	24.000	120	4000	IK07	3	911401858483	53349399
1 BVP165 LED240/865 PSU 200W SWB CE	200	24.000	120	6500	IK07	3	911401868483	53341799

Philips LED lamps

Highlight products



Office



MASTER Value LEDspot
GU10



Warehouse



CorePro LEDspot
GU10



Hospitality



MASTER LEDspot ExpertColor LV
MR16



Retail



MASTER LEDspot ExpertColor MV
GU10



CorePro glass high lumen LEDbulb
A67 150W



MASTER LEDspot ExpertColor
AR111



MASTER LEDspot ExpertColor LV
MR16



CorePro glass LEDbulb
A67 150W



MASTER Value decorative LEDbulb
ST64 25W

Contents

Interact
Ready

CoreLine

Ledinaire

LED spots

LED bulbs

LED candles
& lusters

LED tubes

LED
PL-lamps

TrueForce



Real pros put LED lamps in the spotlight

From hotels to meeting rooms, from LED spots to decorative LED bulbs – the wide range of Philips LED lamps offers a lighting solution for every style and function.

Creating the perfect ambiance for any room and any occasion has never been easier. Philips LED lamps combine classic design with superior technology designed to offer exceptional light quality and high color consistency.

Our innovative features, like DimTone and SceneSwitch, offer the flexibility to go from functional lighting to an inviting and cosy atmosphere with the simple flick of a switch.

Choose CorePro LEDlamps for everyday replacement of conventional lighting in general applications. The MASTER Value range offers a broad selection of dimmable, high-performance LED lamps. With customized spectrum, high CRI, and deep dimming

feature, the MASTER range delivers superior light and the perfect ambience. MasterConnect LEDspots are Interact Ready and can be integrated into smart lighting systems for personal and automated light control.



Fast and easy replacements

Philips LED lamps are designed as a 1-on-1 replacement for currently installed conventional lighting



High quality of light

- No flickering
- True constant colors with high CRI
- Maximum dimming compatibility



Energy efficiency and long lifetimes

- 69% more energy efficient than conventional lamps
- Up to 40,000 hours lifetime – for peace of mind and less maintenance cost



Wide range

The right shape and technology for every kind of application and budget

Contents

Interact Ready

CoreLine

Ledinaire

LED spots

LED bulbs

LED candles & lusters

LED tubes

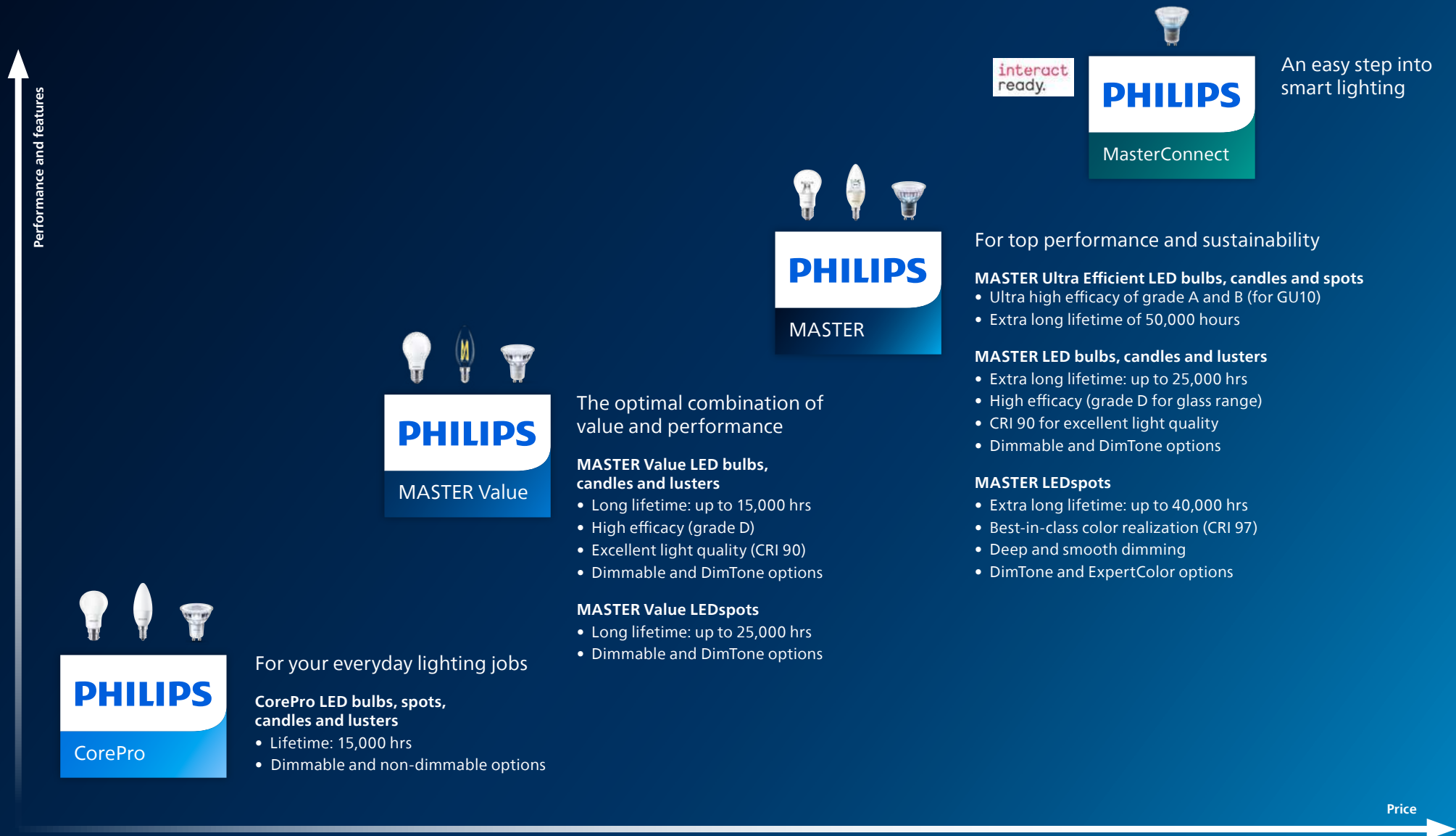
LED PL-lamps

TrueForce



The Philips range tiering is now valid for all our LED lamps – bulbs, candles and lusters included!

Range tiering



Designed for your needs – inside and out

Range news

We always strive to make your job easier and less complex. That's why we are introducing a new packaging for our LED lamps – featuring a modern design that lets you identify product benefits, key specifications and range tiering at first glance. The new energy label brings more transparency about energy efficiency and is compliant with the EU's Ecodesign Regulation (SLR).

The color coding of the new packaging represents the range tiering and makes it really easy to quickly find the LED lamps that suit your demands and budget.



Philips MasterConnect LEDspots

Take the first step into connected lighting with Philips MasterConnect LEDspots.

MasterConnect LEDspots are smart retrofit LED spots that give you an easy and seamless way to upgrade and embrace all benefits of connected lighting.

Thanks to the proven wireless connected technology, MasterConnect LEDspots maximize energy savings, while providing wireless and automated light for your comfort and convenience.

- Perfect fit design to retrofit halogen lamps
- 90% energy savings compared with halogen lamps
- Color spectrum that replicates halogen, CRI 90
- Lifetime of up to 25,000 hrs
- Perfect for hospitality, restaurant and retail

interact ready.

Works with Interact and Philips MasterConnect apps



Add switches for wireless lighting



Add sensors for automated lighting



Add a gateway for connected lighting

Real pros upgrade to ultra-efficiency

Product highlights

Introducing the first Philips A-class LED bulb: your choice for next level savings and sustainability.

- Ultra efficient with up to 210lm/W
- Saves up to 60% energy compared to a standard LED bulb
- Ultra long lifetime of 50k hours
- Very short payback period of only 5 months¹
- Full glass design
- High-quality and comfortable light



A-class rating² for first-rate savings



¹When upgrading from conventional halogen bulbs (42W, 2k hrs lifetime)

²According to the updated European Energy Labelling regulation (09/2021)



Real pros help
**customers realize
ultra energy savings**

Introducing the Philips MASTER Ultra Efficient range
– our most energy efficient LED lamps yet



Did you know there is great potential to save energy,
even if you already have LED lights?

Are your customers worried about their energy costs?

With energy costs going through the roof, many companies are more aware of their energy consumption than ever. Lighting on average represents up to 25% of electricity consumption in buildings¹, so there is much to gain.

Meet our most energy efficient LED lights yet

Thanks to a great technology breakthrough, Philips Ultra Efficient LED bulbs, candles, spots and tubes allow your customers to immediately save over 44% energy compared with standard LED alternatives². The investment pays itself back in four months depending on the selected product. Not only does this allow for important savings, switching to ultra efficient LEDs also contributes to improved sustainability.

¹ According to Signify modeling and market intelligence data

² Compared with Philips standard LED equivalent product for LED Lamps and LED Tubes.



LED spots

LED lamps save you up to 69% energy and offer the same light quality as conventional lamps. Philips MASTER LED lamps provide you with constant colors, high performance and maximum dimming compatibility. CorePro lamps are good for energy savings of up to 69% and have a lifespan of 15,000 hours. The complete range of Philips LED lamps is designed as a 1-on-1 replacement for currently installed conventional lighting.

MASTER UltraEfficient GU10

www.philips.com/ledlamps



	Product Type	Traditional	LED	Lumen Output	Efficiency	Luminous Intensity	Beam Angle	CRI	Color Temp.	Lifetime	Lamp diameter	Total length	EEL	12NC	EOC code
		W	W	lm	lm/W	cd	°		K	Hrs.					
NEW	MAS LEDspot UE 2.4-50W GU10 ND 830 EELB	50	2.4	380	158	800	36	80	3000	50.000	50	54	B	929003163102	42174500
NEW	MAS LEDspot UE 2.4-50W GU10 ND 840 EELB	50	2.4	380	158	900	36	80	4000	50.000	50	54	B	929003163202	42178300

SceneSwitch LEDspot

www.philips.com/ledlamps



	Product Type	Traditional	LED	Lumen Output	Efficiency	Luminous Intensity	Beam Angle	CRI	Color Temp.	Lifetime	Lamp diameter	Total length	EEL	12NC	EOC code
		W	W	lm	lm/W	cd	°		K	Hrs.					
	LED SceneSwitch 50W GU10 WW 36D ND SRT4	50	4.8	355	73	600	36	80	2700-2500-2200	15.000	50	54	F	929002981857	30776600
	LED SceneSwitch 50W GU10 WW 36D RF ND SRT4	50	4.8	355	73	600	36	80	2700-2500-2200	15.000	50	54	F	929002981855	30778000

LED spots

MASTER LEDspot ExpertColor LV

www.philips.com/ledlamps



Product Type	Tradi	LED	Lumen	Efficiency	Luminous	Beam	Dimmable	CRI	Color	Lifetime	Lamp	Total	EEL	12NC	EOC
	tional	W	Output	lm/W	Intensity	Angle			Temp.						
	W	W	lm	lm/W	cd	°			K	Hrs.					
1 MASTER LED ExpertColor 6.7-35W MR16 927 10D	35	6.7	410	61	4600	10	Only with specific dimmers	97	2700	40.000	50.5	46	G	929003078802	35847800
2 MASTER LED ExpertColor 6.7-35W MR16 927 24D	35	6.7	420	62	2100	24	Only with specific dimmers	97	2700	40.000	50.5	46	G	929003079102	35853900
2 MASTER LED ExpertColor 6.7-35W MR16 927 36D	35	6.7	420	62	1300	36	Only with specific dimmers	97	2700	40.000	50.5	46	G	929003079402	35859100
2 MASTER LED ExpertColor 6.7-35W MR16 927 60D	35	6.7	400	59	410	60	Only with specific dimmers	97	2700	40.000	50.5	46	G	929003078502	35877500
1 MASTER LED ExpertColor 6.7-35W MR16 930 10D	35	6.7	430	64	4800	10	Only with specific dimmers	97	3000	40.000	50.5	46	G	929003078902	35849200
2 MASTER LED ExpertColor 6.7-35W MR16 930 24D	35	6.7	440	65	2200	24	Only with specific dimmers	97	3000	40.000	50.5	46	G	929003079202	35855300
2 MASTER LED ExpertColor 6.7-35W MR16 930 36D	35	6.7	440	65	1400	36	Only with specific dimmers	97	3000	40.000	50.5	46	G	929003079502	35861400
2 MASTER LED ExpertColor 6.7-35W MR16 930 60D	35	6.7	440	65	440	60	Only with specific dimmers	97	3000	40.000	50.5	46	G	929003078602	35843000
1 MASTER LED ExpertColor 6.7-35W MR16 940 10D	35	6.7	440	65	4800	10	Only with specific dimmers	97	4000	40.000	50.5	46	G	929003079002	35851500
2 MASTER LED ExpertColor 6.7-35W MR16 940 24D	35	6.7	460	68	2200	24	Only with specific dimmers	97	4000	40.000	50.5	46	G	929003079302	35857700
2 MASTER LED ExpertColor 6.7-35W MR16 940 36D	35	6.7	460	68	1400	36	Only with specific dimmers	97	4000	40.000	50.5	46	G	929003079602	35863800
2 MASTER LED ExpertColor 6.7-35W MR16 940 60D	35	6.7	440	65	440	60	Only with specific dimmers	97	4000	40.000	50.5	46	G	929003078702	35845400
1 MASTER LED ExpertColor 7.5-43W MR16 927 24D	43	7.5	485	64	2400	24	Only with specific dimmers	92	2700	40.000	50.5	46	G	929003079702	35865200
1 MASTER LED ExpertColor 7.5-43W MR16 927 36D	43	7.5	485	64	1400	36	Only with specific dimmers	92	2700	40.000	50.5	46	G	929003080002	35871300
1 MASTER LED ExpertColor 7.5-43W MR16 930 24D	43	7.5	500	66	2600	24	Only with specific dimmers	92	3000	40.000	50.5	46	G	929003079802	35867600
1 MASTER LED ExpertColor 7.5-43W MR16 930 36D	43	7.5	500	66	1550	36	Only with specific dimmers	92	3000	40.000	50.5	46	G	929003080102	35873700
1 MASTER LED ExpertColor 7.5-43W MR16 940 24D	43	7.5	520	69	2800	24	Only with specific dimmers	92	4000	40.000	50.5	46	G	929003079902	35869000
1 MASTER LED ExpertColor 7.5-43W MR16 940 36D	43	7.5	520	69	1650	36	Only with specific dimmers	92	4000	40.000	50.5	46	G	929003080202	35875100

LED spots

MASTER LEDspot ExpertColor MV

www.philips.com/ledlamps



Product Type	Tradi	LED	Lumen	Efficiency	Luminous	Beam	Dimmable	CRI	Color	Lifetime	Lamp	Total	EEL	12NC	EOC
	tional	W	Output	lm/W	Intensity	Angle			Temp.						
	W	W	lm	lm/W	cd	°			K	Hrs.					
MASTER LED ExpertColor 3.9-35W GU10 927 25D	35	3.9	265	67.95	700	25	Only with specific dimmers	97	2700	40.000	50	54	G	929001346402	70749400
MASTER LED ExpertColor 3.9-35W GU10 927 36D	35	3.9	265	67	540	36	Only with specific dimmers	97	2700	40.000	50	54	G	929001346702	70755500
MASTER LED ExpertColor 3.9-35W GU10 930 25D	35	3.9	280	71	750	25	Only with specific dimmers	97	3000	40.000	50	54	G	929001346502	70751700
MASTER LED ExpertColor 3.9-35W GU10 930 36D	35	3.9	280	71	560	36	Only with specific dimmers	97	3000	40.000	50	54	G	929001346802	70757900
MASTER LED ExpertColor 3.9-35W GU10 940 25D	35	3.9	300	76	800	25	Only with specific dimmers	97	4000	40.000	50	54	F	929001346602	70753100
MASTER LED ExpertColor 3.9-35W GU10 940 36D	35	3.9	300	76	600	36	Only with specific dimmers	97	4000	40.000	50	54	F	929001346902	70759300
MASLED ExpertColor 5.5-50W GU10 927 25DUK	50	5.5	355	64	1000	25	Only with specific dimmers	97	2700	40.000	50	54	G	929001347099	70761601
MASLED ExpertColor 5.5-50W GU10 927 36DUK	50	5.5	355	64	800	36	Only with specific dimmers	97	2700	40.000	50	54	G	929001347398	70767801
MASLED ExpertColor 5.5-50W GU10 930 36DUK	50	5.5	375	68	800	36	Only with specific dimmers	97	3000	40.000	50	54	G	929001347499	70769201
MASTER LED ExpertColor 5.5-50W GU10 927 25D	50	5.5	355	64.55	1000	25	Only with specific dimmers	97	2700	40.000	50	54	G	929001347002	70761600
MASTER LED ExpertColor 5.5-50W GU10 927 36D	50	5.5	355	64	800	36	Only with specific dimmers	97	2700	40.000	50	54	G	929001347302	70767800
MASTER LED ExpertColor 5.5-50W GU10 930 25D	50	5.5	375	68	1000	25	Only with specific dimmers	97	3000	40.000	50	54	G	929001347102	70763000
MASTER LED ExpertColor 5.5-50W GU10 930 36D	50	5.5	375	68	800	36	Only with specific dimmers	97	3000	40.000	50	54	G	929001347402	70769200
MASTER LED ExpertColor 5.5-50W GU10 940 25D	50	5.5	400	72	1050	25	Only with specific dimmers	97	4000	40.000	50	54	F	929001347202	70765400
MASTER LED ExpertColor 5.5-50W GU10 940 36D	50	5.5	400	72	800	36	Only with specific dimmers	97	4000	40.000	50	54	F	929001347502	70771500

LED spots

MASTER LEDspot ExpertColor AR111

www.philips.com/ledlamps



Product Type	Tradi	LED	Lumen	Efficiency	Luminous	Beam	Dimmable	CRI	Color	Lifetime	Lamp	Total	EEL	12NC	EOC
	tional	W	Output	lm/W	Intensity	Angle			Temp.						
	W	W	lm	lm/W	cd	°			K	Hrs.					
1 MAS ExpertColor 10.8-50W 927 AR111 24D	50	10.8	600	55	3000	24	Only with specific dimmers	95	2700	40.000	111	61	G	929003043302	33393200
1 MAS ExpertColor 10.8-50W 927 AR111 40D	50	10.8	600	55	1200	40	Only with specific dimmers	95	2700	40.000	111	61	G	929003043402	33395600
2 MAS ExpertColor 10.8-50W 927 AR111 9D	50	10.8	600	55	8000	9	Only with specific dimmers	95	2700	40.000	111	61	G	929003043202	33391800
1 MAS ExpertColor 10.8-50W 930 AR111 24D	50	10.8	620	57	3200	24	Only with specific dimmers	95	3000	40.000	111	61	G	929003043602	33399400
1 MAS ExpertColor 10.8-50W 930 AR111 40D	50	10.8	620	57	1200	40	Only with specific dimmers	95	3000	40.000	111	61	G	929003043702	33401400
2 MAS ExpertColor 10.8-50W 930 AR111 9D	50	10.8	620	57	8000	9	Only with specific dimmers	95	3000	40.000	111	61	G	929003043502	33397000
1 MAS ExpertColor 14.8-75W 927 AR111 24D	75	14.8	875	59	3000	24	Only with specific dimmers	95	2700	40.000	111	61	G	929003042602	33379600
1 MAS ExpertColor 14.8-75W 927 AR111 45D	75	14.8	875	59	1200	45	Only with specific dimmers	95	2700	40.000	111	61	G	929003042702	33381900
1 MAS ExpertColor 14.8-75W 930 AR111 24D	75	14.8	875	59	3000	24	Only with specific dimmers	95	3000	40.000	111	61	G	929003042802	33383300
1 MAS ExpertColor 14.8-75W 930 AR111 45D	75	14.8	875	59	1300	45	Only with specific dimmers	95	3000	40.000	111	61	G	929003042902	33385700
1 MAS ExpertColor 14.8-75W 940 AR111 24D	75	14.8	950	64	3300	24	Only with specific dimmers	95	4000	40.000	111	61	G	929003043002	33387100
1 MAS ExpertColor 14.8-75W 940 AR111 45D	75	14.8	950	64	1400	45	Only with specific dimmers	95	4000	40.000	111	61	G	929003043102	33389500
1 MAS LEDspotLV D 20-100W 927 AR111 24D	100	20	1270	63	4300	24	Only with specific dimmers	91	2700	25.000	111	62	G	929002050302	70511400
1 MAS LEDspotLV D 20-100W 927 AR111 45D	100	20	1270	63	2100	45	Only with specific dimmers	91	2700	25.000	111	62	G	929002050402	70513800
1 MAS LEDspotLV D 20-100W 930 AR111 24D	100	20	1270	63	4600	24	Only with specific dimmers	91	3000	25.000	111	62	G	929002050502	70515200
1 MAS LEDspotLV D 20-100W 930 AR111 45D	100	20	1270	63	2200	45	Only with specific dimmers	91	3000	25.000	111	62	G	929002050602	70517600
1 MAS LEDspotLV D 20-100W 940 AR111 24D	100	20	1270	63	5000	24	Only with specific dimmers	91	4000	25.000	111	62	G	929002050702	70519000
1 MAS LEDspotLV D 20-100W 940 AR111 45D	100	20	1270	63	2300	45	Only with specific dimmers	91	4000	25.000	111	62	G	929002050802	70521300

LED spots

MASTER VALUE LEDspot LV

www.philips.com/ledlamps



Product Type	Traditional	LED	Lumen Output	Efficiency	Luminous Intensity	Beam Angle	Dimmable	CRI	Color Temp.	Lifetime	Lamp diameter	Total length	EEL	12NC	EOC code
	W	W	lm	lm/W	cd	°									
1 MASTER LEDspotLV 3.5-20W 827 MR11 24D	20	3.5	200	57	1000	24	No	80	2700	40.000	35.1	39.5	G	929003087002	35990100
2 MASTER LED spot VLE D 5.8-35W MR16 927 36D	35	5.8	450	77	1300	36	Only with specific dimmers	90	2700	25.000	50.5	45.5	G	929002492502	30718600
2 MASTER LED spot VLE D 5.8-35W MR16 927 60D	35	5.8	450	77	600	60	Only with specific dimmers	90	2700	25.000	50.5	45.5	G	929002492802	30724700
2 MASTER LED spot VLE D 5.8-35W MR16 930 36D	35	5.8	460	79	1300	36	Only with specific dimmers	90	3000	25.000	50.5	45.5	F	929002492602	30720900
2 MASTER LED spot VLE D 5.8-35W MR16 930 60D	35	5.8	460	79	600	60	Only with specific dimmers	90	3000	25.000	50.5	45.5	F	929002492902	30726100
2 MASTER LED spot VLE D 5.8-35W MR16 940 36D	35	5.8	490	84	1200	36	Only with specific dimmers	90	4000	25.000	50.5	45.5	F	929002492702	30722300
2 MASTER LED spot VLE D 5.8-35W MR16 940 60D	35	5.8	490	84	550	60	Only with specific dimmers	90	4000	25.000	50.5	45.5	F	929002493002	30728500
2 MASTER LEDspotLV DimTone 5.8-35W MR16 36D	35	5.8	345	59	800	36	Only with specific dimmers	90	2200-2700	25.000	50.5	45.5	G	929002493102	30730800
2 MASTER LED SPOT VLE D 7.5-50W MR16 927 36D	50	7.5	621	82	1600	36	Only with specific dimmers	90	2700	25.000	50.5	45.5	F	929002493202	30732200
3 MASTER LED SPOT VLE D 7.5-50W MR16 927 60D	50	7.5	621	82	750	60	Only with specific dimmers	90	2700	25.000	50.5	45.5	F	929002493502	30738400
2 MASTER LED SPOT VLE D 7.5-50W MR16 930 36D	50	7.5	630	84	1600	36	Only with specific dimmers	90	3000	25.000	50.5	45.5	F	929002493302	30734600
3 MASTER LED SPOT VLE D 7.5-50W MR16 930 60D	50	7.5	630	84	800	60	Only with specific dimmers	90	3000	25.000	50.5	45.5	F	929002493602	30740700
2 MASTER LED SPOT VLE D 7.5-50W MR16 940 36D	50	7.5	660	88	1500	36	Only with specific dimmers	90	4000	25.000	50.5	45.5	F	929002493402	30736000
3 MASTER LED SPOT VLE D 7.5-50W MR16 940 60D	50	7.5	660	88	770	60	Only with specific dimmers	90	4000	25.000	50.5	45.5	F	929002493702	30742100
4 MASTER LEDspotLV DimTone 7.5-50W MR16 36D	50	7.5	621	82	1100	36	Only with specific dimmers	90	2200-2700	25.000	50.5	45.5	F	929002493802	30744500

LED spots

MASTER VALUE LEDspot MV

www.philips.com/ledlamps



Product Type	Traditional	LED	Lumen Output	Efficiency	Luminous Intensity	Beam Angle	Dimmable	CRI	Color Temp.	Lifetime	Lamp diameter	Total length	EEL	12NC	EOC code
	W	W	lm	lm/W	cd	°									
1 MASTER LED spot VLE D 3.7-35W GU10 927 36D	35	3.7	270	72	500	36	Only with specific dimmers	90	2700	25.000	50	54	F	929002979402	30811400
1 MASTER LED spot VLE D 3.7-35W GU10 927 60D	35	3.7	270	72	300	60	Only with specific dimmers	90	2700	25.000	50	54	F	929002979802	31226500
2 MASTER LED spot VLE D 3.7-35W GU10 930 36D	35	3.7	270	81	500	36	Only with specific dimmers	90	3000	25.000	50	54	F	929001348302	70775300
1 MASTER LED spot VLE D 3.7-35W GU10 930 60D	35	3.7	270	72	300	60	Only with specific dimmers	90	3000	25.000	50	54	F	929002979902	31230200
2 MASTER LED spot VLE D 3.7-35W GU10 940 36D	35	3.7	285	85.14	500	36	Only with specific dimmers	90	4000	25.000	50	54	F	929001348402	70777700
2 MASTER LED spot VLE D 3.7-35W GU10 940 60D	35	3.7	285	85.14	350	60	Only with specific dimmers	90	4000	25.000	50	54	F	929001348702	70783800
1 MASTER LED spot VLE DT 3.7-35W GU10 927 36D	35	3.7	270	72	500	36	Only with specific dimmers	90	2200-2700	25.000	50	54	F	929002979702	31228900
3 MASTER LEDspot VLE D 4.7-50W GU10 82736D5CT	50	4.7	345	73	650	36	Only with specific dimmers	80	2700	25.000	50	54	F	929002995452	31212800
3 MASTER LEDspot VLE D 4.7-50W GU10 83036D5CT	50	4.7	345	73	650	36	Only with specific dimmers	80	3000	25.000	50	54	F	929002995552	31214200
1 MASTER LED spot VLE D 4.8-50W GU10 927 36D	50	4.8	355	73	650	36	Only with specific dimmers	90	2700	25.000	50	54	F	929002980102	30813800
2 MASTER LED spot VLE D 4.9-50W GU10 927 60D	50	4.9	355	80.61	400	60	Only with specific dimmers	90	2700	25.000	50	54	F	929001349102	70791300
2 MASTER LED spot VLE D 4.9-50W GU10 930 36D	50	4.9	365	82	650	36	Only with specific dimmers	90	3000	25.000	50	54	F	929001348902	70787600
2 MASTER LED spot VLE D 4.9-50W GU10 930 60D	50	4.9	365	82.65	400	60	Only with specific dimmers	90	3000	25.000	50	54	F	929001349202	70793700
2 MASTER LED spot VLE D 4.9-50W GU10 940 36D	50	4.9	380	85.71	700	36	Only with specific dimmers	90	4000	25.000	50	54	F	929001349002	70789000
2 MASTER LED spot VLE D 4.9-50W GU10 940 60D	50	4.9	380	85.71	400	60	Only with specific dimmers	90	4000	25.000	50	54	F	929001349302	70795100
2 MASTER LED spot VLE DT 4.9-50W GU10 927 36D	50	4.9	355	80.61	650	36	Only with specific dimmers	90	2700	25.000	50	54	F	929001350302	70811800
2 MASTER LED spot VLEDT4.9-50W GU10 927 36DUK	50	4.9	355	72	650	36	Only with specific dimmers	90	2200-2700	25.000	50	54	F	929001350399	70811801
2 MASTER LEDspotVLE D 4.9-50W GU10 930 36D UK	50	4.9	365	74	650	36	Only with specific dimmers	90	3000	25.000	50	54	F	929001348998	70787601
2 MASTER LEDspotVLE D 4.9-50W GU10 940 36D UK	50	4.9	380	77	700	36	Only with specific dimmers	90	4000	25.000	50	54	F	929001349099	70789001
4 MASTER LED spot VLE D 6.2-80W GU10 927 36D	80	6.2	575	92	850	36	Only with specific dimmers	90	2700	25.000	50	54	F	929002059502	67541700
4 MASTER LED spot VLE D 6.2-80W GU10 930 36D	80	6.2	575	92	850	36	Only with specific dimmers	90	3000	25.000	50	54	F	929002068402	70525100
4 MASTER LED spot VLE D 6.2-80W GU10 940 36D	80	6.2	575	92	850	36	Only with specific dimmers	90	4000	25.000	50	54	F	929002066002	70523700
4 MASTER LED spot VLE D 6.2-80W GU10 965 36D	80	6.2	575	92	850	36	Only with specific dimmers	90	6500	25.000	50	54	F	929002209902	70607400
4 MASTER LED spot VLE D 650lm GU10 930 120D		6.2	650	104	200	120	Only with specific dimmers	90	3000	25.000	50	54	F	929002210002	70609800
4 MASTER LED spot VLE D 680lm GU10 940 120D		6.2	680	109	200	120	Only with specific dimmers	90	4000	25.000	50	54	F	929002210102	70611100
4 MASTER LED spot VLE D 680lm GU10 965 120D		6.2	680	109	200	120	Only with specific dimmers	90	6500	25.000	50	54	F	929002210202	70613500
4 MASTER LED spot VLE DT 6.2-80W GU10 927 36D	80	6.2	575	92	950	36	Only with specific dimmers	90	2700	25.000	50	56	F	929002065902	66271400
4 MASTER LEDspot VLE D 650lm GU10 930 120D UK		6.2	650	104	200	120	Only with specific dimmers	90	3000	25.000	50	54	F	929002210099	70609801
4 MASTERLEDspot VLE D 6.2-80W GU10 927 36D UK	80	6.2	575	92	850	36	Only with specific dimmers	90	2700	25.000	50	54	F	929002059599	67541701
4 MASTERLEDspot VLE D 6.2-80W GU10 930 36D UK	80	6.2	575	92	850	36	Only with specific dimmers	90	3000	25.000	50	54	F	929002068499	70525101



LED spots

MASTER VALUE LEDspot MV - Continued

www.philips.com/ledlamps



6/10 PACK  GU10

Product Type	Tradi	LED	Lumen	Efficiency	Luminous	Beam	Dimmable	CRI	Color	Lifetime	Lamp	Total	EEL	12NC	EOC
	tional		Output		Intensity	Angle			Temp.						
	W	W	lm	lm/W	cd	°			K	Hrs.					
MASTERLEDspot VLE D 6.2-80W GU10 940 36D UK	80	6.2	575	92	850	36	Only with specific dimmers	90	4000	25.000	50	54	F	929002066099	70523701
MASTERLEDspot VLE D 6.2-80W GU10 965 36D UK	80	6.2	575	92	850	36	Only with specific dimmers	90	6500	25.000	50	54	F	929002209999	70607401

MASTER LEDspot LV

www.philips.com/ledlamps



10 PACK  GU5.3

Product Type	Tradi	LED	Lumen	Efficiency	Luminous	Beam	Dimmable	CRI	Color	Lifetime	Lamp	Total	EEL	12NC	EOC
	tional		Output		Intensity	Angle			Temp.						
	W	W	lm	lm/W	cd	°			K	Hrs.					
MAS LEDspotLV D 7.5-50W 927 MR16 24D	50	7.5	621	82	3900	24	Only with specific dimmers	90	2700	40.000	50	45.5	F	929002491902	30746900
MAS LEDspotLV D 7.5-50W 927 MR16 36D	50	7.5	621	82	1850	36	Only with specific dimmers	90	2700	40.000	50	45.5	F	929002492202	30752000
MAS LEDspotLV D 7.5-50W 930 MR16 24D	50	7.5	621	82	4000	24	Only with specific dimmers	90	3000	40.000	50	45.5	F	929002492002	30748300
MAS LEDspotLV D 7.5-50W 930 MR16 36D	50	7.5	621	82	2000	36	Only with specific dimmers	90	3000	40.000	50	45.5	F	929002492302	30754400
MAS LEDspotLV D 7.5-50W 940 MR16 24D	50	7.5	670	89	4400	24	Only with specific dimmers	90	4000	40.000	50	45.5	F	929002492102	30750600
MAS LEDspotLV D 7.5-50W 940 MR16 36D	50	7.5	670	89	2200	36	Only with specific dimmers	90	4000	40.000	50	45.5	F	929002492402	30756800

LED spots

MASTER LEDspot PAR

www.philips.com/ledlamps



Product Type	Tradi	LED	Lumen	Efficiency	Luminous	Beam	Dimmable	CRI	Color	Lifetime	Lamp	Total	EEL	12NC	EOC
	tional		Output		Intensity	Angle			Temp.						
	W	W	lm	lm/W	cd	°			K	Hrs.					
1 MAS LEDspot CLA D 6-50W 827 PAR20 25D	50	6	500	83	1500	25	Only with specific dimmers	80	2700	25.000	68	87	F	929002338002	76846100
1 MAS LEDspot CLA D 6-50W 827 PAR20 40D	50	6	500	83	900	40	Only with specific dimmers	80	2700	25.000	68	87	F	929002338302	76852200
1 MAS LEDspot CLA D 6-50W 830 PAR20 25D	50	6	515	85	1500	25	Only with specific dimmers	80	3000	25.000	68	87	F	929002338102	76848500
2 MAS LEDspot CLA D 6-50W 830 PAR20 40D	50	6	515	85	900	40	Only with specific dimmers	80	3000	25.000	68	87	F	929002338402	76854600
1 MAS LEDspot CLA D 6-50W 840 PAR20 25D	50	6	540	90	1500	25	Only with specific dimmers	80	4000	25.000	68	87	F	929002338202	76850800
2 MAS LEDspot CLA D 6-50W 840 PAR20 40D	50	6	540	90	900	40	Only with specific dimmers	80	4000	25.000	68	87	F	929002338502	76856000
3 MAS LEDspot CLA D 9.5-75W 827 PAR30S 25D	75	9.5	740	77	2400	25	Only with specific dimmers	80	2700	25.000	96	88	F	929002338602	76860700
3 MAS LEDspot CLA D 9.5-75W 830 PAR30S 25D	75	9.5	760	80	2400	25	Only with specific dimmers	80	3000	25.000	96	88	F	929002338702	76862100
3 MAS LEDspot CLA D 9.5-75W 840 PAR30S 25D	75	9.5	820	86	2400	25	Only with specific dimmers	80	4000	25.000	96	88	F	929002338802	76864500
4 MAS LEDspot CLA D 13-100W 827 PAR38 25D	100	13	1000	76	3500	25	Only with specific dimmers	80	2700	25.000	124	130	F	929002339002	76870600

CorePro LEDspot PAR

www.philips.com/ledlamps



Product Type	Tradi	LED	Lumen	Efficiency	Luminous	Beam	CRI	Color	Lifetime	Lamp	Total	EEL	12NC	EOC
	tional		Output		Intensity	Angle		Temp.						
	W	W	lm	lm/W	cd	°		K	Hrs.					
NEW CorePro LEDspot ND 9-60W 827 PAR38 25D	60	9	750	83	1800	25	80	2700	15.000	122	134	F	929001322732	38873400

LED spots

CorePro LEDspot Reflectors

www.philips.com/ledlamps



Product Type	Tradi	LED	Lumen	Efficiency	Luminous	Beam	Dimmable	CRI	Color	Lifetime	Lamp	Total	EEL	12NC	EOC
	tional		Output		Intensity	Angle			Temp.						
	W	W	lm	lm/W	cd	°			K	Hrs.					
1 CoreProLEDspot ND1.4-25W R50 E14 827 36D	25	1.4	105	75	210	36	No	80	2700	15.000	50	84	F	929001891002	81173300
2 CoreProLEDspot ND1.8-30W R39 E14 827 36D	30	1.8	150	83	250	36	No	80	2700	15.000	39	65	F	929001890902	81171900
1 CoreProLEDspot ND2.8-40W R50 E14 827 36D	40	2.8	210	75	400	36	No	80	2700	15.000	50	84	F	929001891102	81175700
3 CoreProLEDspot ND 3-40W R63 E27 827 36D	40	3	210	70	400	36	No	80	2700	15.000	63	102	G	929001891302	81179500
4 CoreProLEDspot ND 4-60W R80 E27 827 36D	60	4	345	86	620	36	No	80	2700	15.000	80	112	F	929001891502	81183200
1 CoreProLEDspot D 4.3-60W R50 E14 827 36D	60	4.3	320	74	550	36	Only with specific dimmers	80	2700	15.000	50	84	F	929001891202	81177100
3 CoreProLEDspot D 4.5-60W R63 E27 827 36D	60	4.5	345	76	620	36	Only with specific dimmers	80	2700	15.000	63	102	F	929001891402	81181800
4 CoreProLEDspot ND 8-100W R80 E27 827 36D	100	8	670	83	1100	36	No	80	2700	15.000	80	112	F	929001891602	81185600
4 CoreProLEDspot D8.5-100W R80 E27 827 36D	100	9	670	74	1400	36	Only with specific dimmers	80	2700	15.000	80	112	F	929002996902	31236400

LED spots

CorePro LEDspot LV

www.philips.com/ledlamps



Product Type	Tradi	LED	Lumen	Efficiency	Luminous	Beam	CRI	Color	Lifetime	Lamp	Total	EEL	12NC	EOC
	tional		Output		Intensity	Angle		Temp.	Hrs.	diameter	length			code
	W	W	lm	lm/W	cd	°		K						
1 CorePro LED spot 2.3-20W 827 MR11 36D	20	2.3	184	80	400	36	80	2700	25.000	35.5	39.5	F	929002066402	65948600
2 CorePro LED spot ND 2.9-20W MR16 827 36D	20	2.9	230	79	560	36	80	2700	15.000	50.5	45.5	F	929002494502	30704900
3 CorePro LED spot ND 4.4-35W MR16 827 36D	35	4.4	345	78	650	36	80	2700	15.000	50.5	45.5	F	929002494602	30706300
3 CorePro LED spot ND 4.4-35W MR16 840 36D	35	4.4	390	88	750	36	80	4000	15.000	50.5	45.5	F	929002494702	30708700
3 CorePro LED spot ND4.4-35W MR16 827 36DUK	35	4.4	345	78	650	36	80	2700	15.000	50.5	45.5	F	929002494699	30706301
3 CorePro LED spot ND4.4-35W MR16 840 36DUK	35	4.4	390	88	750	36	80	4000	15.000	50.5	45.5	F	929002494799	30708701
3 CorePro LEDspot 4.4-35W MR16 827 36D 5CT	35	4.4	345	78	650	36	80	2700	15.000	50.5	45.5	F	929002494652	30758200
4 CorePro LED spot ND 7-50W MR16 827 36D	50	7	621	88	1400	36	80	2700	15.000	50.5	45	F	929001904802	81471000
4 CorePro LED spot ND 7-50W MR16 830 36D	50	7	621	88	1400	36	80	3000	15.000	50.5	45	F	929001904902	81477200
4 CorePro LED spot ND 7-50W MR16 840 36D	50	7	660	94	1500	36	80	4000	15.000	50.5	45	F	929001905002	81479600

LED spots

CorePro LEDspot MV

www.philips.com/ledlamps



Product Type	Tradi	LED	Lumen	Efficiency	Luminous	Beam	Dimmable	CRI	Color	Lifetime	Lamp	Total	EEL	12NC	EOC
	tional	W	Output	lm/W	Intensity	Angle			Temp.						
	W	W	lm	lm/W	cd	°			K	Hrs.					
1 Corepro LEDspot 2.7-25W GU10 827 36D	25	2.7	215	79	470	36	No	80	2700	15.000	50	53	F	929001217532	75209800
2 Corepro LEDspot 2.7-25W GU10 830 36D	25	2.7	225	83	490	36	No	80	3000	15.000	50	54	F	929001217602	72829100
2 Corepro LEDspot 2.7-25W GU10 840 36D	25	2.7	230	85	500	36	No	80	4000	15.000	50	54	F	929001217702	72831400
3 CorePro LEDspot 3-35W GU10 827 36D DIM	35	3	230	76	500	36	Only with specific dimmers	80	2700	15.000	50	54	F	929002495802	72133900
3 CorePro LEDspot 3-35W GU10 830 36D DIM	35	3	230	76	500	36	Only with specific dimmers	80	3000	15.000	50	54	F	929002068202	72135300
3 CorePro LEDspot 3-35W GU10 840 36D DIM	35	3	240	80	500	36	Only with specific dimmers	80	4000	15.000	50	54	F	929002065602	73022500
3 CoreProLEDspot 3-35W GU10 830 36D DIM UK	35	3	230	76	500	36	Only with specfic dimmers	80	3000	15.000	50	54	F	929002068299	72135301
1 Corepro LEDspot 3.5-35W GU10 827 36D	35	3.5	255	72	545	36	No	80	2700	15.000	50	54	F	929001217862	75253100
1 Corepro LEDspot 3.5-35W GU10 827 36D UK	35	3.5	255	72	545	36	No	80	2700	15.000	50	54	F	929001217897	75253101
2 Corepro LEDspot 3.5-35W GU10 830 36D	35	3.5	265	75	565	36	No	80	3000	15.000	50	54	F	929001217902	72833800
2 Corepro LEDspot 3.5-35W GU10 830 36D UK	35	3.5	265	75	565	36	No	80	3000	15.000	50	54	F	929001217999	72833801
2 Corepro LEDspot 3.5-35W GU10 840 36D	35	3.5	275	78	590	36	No	80	4000	15.000	50	54	F	929001218002	72835200
2 Corepro LEDspot 3.5-35W GU10 840 36D UK	35	3.5	275	78	590	36	No	80	4000	15.000	50	54	F	929001218099	72835201
3 CorePro LEDspot 4-50W GU10 827 36D DIM	50	4	345	86	700	36	Only with specific dimmers	80	2700	15.000	50	54	F	929002495902	72137700
4 CorePro LEDspot 4-50W GU10 830 36D DIM	50	4	345	86	700	36	Only with specific dimmers	80	3000	15.000	50	54	F	929002068302	35883600
4 CorePro LEDspot 4-50W GU10 840 36D DIM	50	4	350	87	700	36	Only with specific dimmers	80	4000	15.000	50	54	F	929002065802	35885000
3 CoreProLEDspot 4-50W GU10 827 36D DIM UK	50	4	345	86	700	36	Only with specfic dimmers	80	2700	15.000	50	54	F	929002495999	72137701
4 CoreProLEDspot 4-50W GU10 830 36D DIM UK	50	4	345	86	700	36	Only with specific dimmers	80	3000	15.000	50	54	F	929002068399	35883601
4 CoreProLEDspot 4-50W GU10 840 36D DIM UK	50	4	350	87	700	36	Only with specfic dimmers	80	4000	15.000	50	54	F	929002065899	35885001
1 Corepro LEDspot 4.6-50W GU10 827 36D	50	4.6	355	77	700	36	No	80	2700	15.000	50	54	F	929001215232	75251700
1 CorePro LEDspot 4.6-50W GU10 827 36D 5CT	50	4.6	355	77	700	36	No	80	2700	15.000	50	54	F	929001215252	70029400
1 Corepro LEDspot 4.6-50W GU10 827 36D UK	50	4.6	355	77	700	36	No	80	2700	15.000	50	54	F	929001215268	75251701
2 Corepro LEDspot 4.6-50W GU10 830 36D	50	4.6	370	80	740	36	No	80	3000	15.000	50	54	F	929001218102	72837600
2 Corepro LEDspot 4.6-50W GU10 830 36D UK	50	4.6	370	80	740	36	No	80	3000	15.000	50	54	F	929001218199	72837601
2 Corepro LEDspot 4.6-50W GU10 840 36D	50	4.6	390	84	770	36	No	80	4000	15.000	50	54	F	929001218202	72839000
2 Corepro LEDspot 4.6-50W GU10 840 36D UK	50	4.6	390	84	770	36	No	80	4000	15.000	50	54	F	929001218299	72839001
2 Corepro LEDspot 4.6-50W GU10 865 36D	50	4.6	390	84	770	36	No	80	6500	15.000	50	54	F	929001218302	72841300
2 Corepro LEDspot 4.6-50W GU10 865 36D UK	50	4.6	390	84	770	36	No	80	6500	15.000	50	54	F	929001218399	72841301
5 LEDspot GU10 50W 830 36D 6CT	50	4.7	345	73	700	36	No	80	3000	15.000	50	54	F	929003132390	42063200
4 CorePro LEDspot 4.9-65W GU10 830 36D ND	65	4.9	460	93	800	36	No	80	3000	15.000	50	54	E	929002981002	30871800

LED spots

CorePro LEDspot MV - Continued

www.philips.com/ledlamps



Product Type	Tradi	LED	Lumen	Efficiency	Luminous	Beam	CRI	Color	Lifetime	Lamp	Total	EEL	12NC	EOC
	tional		Output		Intensity	Angle		Temp.		diameter	length			code
	W	W	lm	lm/W	cd	°		K	Hrs.					
1 CorePro LEDspot 4.9-65W GU10 840 36D ND	65	4.9	485	98	800	36	80	4000	15.000	50	54	E	929002981102	30861900
2 Corepro LEDspot 550lm GU10 830 120D		4.9	550	112		120	80	3000	15.000	50	54	E	929002981202	30875600
2 Corepro LEDspot 550lm GU10 840 120D		4.9	550	112		120	80	4000	15.000	50	54	E	929002981302	30865700
2 Corepro LEDspot 550lm GU10 865 120D		4.9	550	112		120	80	6500	15.000	50	54	E	929002981402	30867100
3 Corepro LEDspot 670lm GU10 830 60D	90	6.7	670	100	750	60	80	3000	25.000	50	54	E	929002466702	81333101
3 Corepro LEDspot 730lm GU10 840 60D	100	6.7	730	108	750	60	80	4000	25.000	50	54	E	929002466802	81335501
3 Corepro LEDspot 730lm GU10 865 60D	100	6.7	730	108	750	60	80	6500	25.000	50	54	E	929002466902	81337901

CorePro LEDspot AR111

www.philips.com/ledlamps



Product Type	Tradi	LED	Lumen	Efficiency	Luminous	Beam	CRI	Color	Lifetime	Lamp	Total	EEL	12NC	EOC
	tional		Output		Intensity	Angle		Temp.		diameter	length			code
	W	W	lm	lm/W	cd	°		K	Hrs.					
CorePro LEDspot 7-50W 830 AR111 40D	50	7	550	78	1100	40	80	3000	15.000	110.7	55	F	929002965002	30538000
CorePro LEDspot 10-75W 830 AR111 40D	75	10	800	80	1700	40	80	3000	15.000	110.7	55	F	929002965102	30534200
CorePro LEDspot 14-100W 830 AR111 40D	100	14	1160	82	2200	40	80	3000	15.000	110.7	55	F	929002965202	30536600

LED spots

CorePro LEDcapsule LV

www.philips.com/ledlamps



Product Type	Tradi	LED	Lumen	Efficiency	Beam	Dimmable	CRI	Color	Lifetime	Lamp	Total	EEL	12NC	EOC
	tional		Output		Angle			Temp.	Hrs.					
	W	W	lm	lm/W	°			K						
1 CorePro LEDcapsuleLV 1-10W G4 827	10	1	115	115	300	No	80	2700	15.000	13	35	F	929002388802	76761700
1 CorePro LEDcapsuleLV 1-10W G4 830	10	1	120	120	300	No	80	3000	15.000	13	35	E	929002388902	76759400
2 CorePro LEDcapsuleLV 1.8-20W G4 827	20	1.8	205	113	300	No	80	2700	15.000	13	35	F	929002389002	76765500
2 CorePro LEDcapsuleLV 1.8-20W G4 830	20	1.8	215	119	300	No	80	3000	15.000	13	35	E	929002389102	76769300
3 CorePro LEDcapsuleLV 1.8-20W GY6.35 827	20	1.8	205	113	300	No	80	2700	15.000	13	35	F	929002389702	76779200
3 CorePro LEDcapsuleLV 1.8-20W GY6.35 830	20	1.8	215	119	300	No	80	3000	15.000	13	35	E	929002389802	76783900
4 CorePro LEDcapsuleLV 2.1-20W G4 827 D	20	2.1	210	100	300	Only with specific dimmers	80	2700	15.000	15	40	F	929002389402	76753200
4 CorePro LEDcapsuleLV 2.7-28W G4 827	28	2.7	315	116	300	No	80	2700	15.000	15	40	F	929002389202	76775400
4 CorePro LEDcapsuleLV 2.7-28W G4 830	28	2.7	330	122	300	No	80	3000	15.000	15	40	E	929002389302	76777800

LED spots

CorePro LEDcapsule MV

www.philips.com/ledlamps




Product Type	Tradi	LED	Lumen	Efficiency	Dimmable	CRI	Color	Lifetime	Lamp	Total	EEL	12NC	EOC
	tional	W	Output	lm/W			Temp.	Hrs.	diameter	length			
1 CorePro LEDcapsule 2-25W ND G9 827	25	2	220	110	No	80	2700	15.000	14.5	48	E	929002495202	30389800
1 CorePro LEDcapsule 2-25W ND G9 830	25	2	220	110	No	80	3000	15.000	14.5	48	E	929002495302	30391100
2 CorePro LEDcapsuleMV 2.6-25W G9 827 D	25	2.6	300	115	Only with specific dimmers	80	2700	15.000	15	52	E	929002389902	76669600
2 CorePro LEDcapsuleMV 2.6-25W G9 827 D UK	25	2.6	300	115	Only with specific dimmers	80	2700	15.000	15	52	E	929002389999	76669601
3 CorePro LEDcapsule 3.2-40W ND G9 827	40	3.2	400	125	No	80	2700	15.000	16.5	54	E	929002495502	30393500
3 CorePro LEDcapsule 3.2-40W ND G9 830	40	3.2	400	125	No	80	3000	15.000	16.5	54	E	929002495602	30395900
4 CorePro LEDcapsuleMV 4-40W G9 827 D	40	4	480	120	Only with specific dimmers	80	2700	15.000	18	59	E	929002390002	76673300
5 CorePro LEDcapsule ND 4.8-60W G9 827	60	4.8	570	118	No	80	2700	15.000	19	60	E	929002055102	65780200
5 CorePro LEDcapsule ND 4.8-60W G9 830	60	4.8	570	118	No	80	3000	15.000	19	60	E	929002059802	65818200

LED spots

CorePro LEDlinear MV

www.philips.com/ledlamps



Product Type	Tradi	LED	Lumen	Efficiency	Dimmable	CRI	Color	Lifetime	Lamp	Total	EEL	12NC	EOC
	tional	W	Output				Temp.	Hrs.	diameter	length			
	W	W	lm	lm/W			K						
1 CorePro LED linear R7S 118mm 7.2-60W 830	60	7.2	810	112	No	80	3000	15.000	15	118	E	929002495002	30397300
2 CorePro LED linear R7S 118mm 7.2-60W 840	60	7.2	850	118	No	80	4000	15.000	15	118	E	929002495102	30399700
3 CorePro LEDlinear ND 7.5-60W R7S 78mm830	60	7.5	950	126.67	No	80	3000	15.000	29	78	E	929001339002	71394500
3 CorePro LEDlinear ND 7.5-60W R7S 78mm840	60	7.5	1000	133.33	No	80	4000	15.000	29	78	E	929001339102	71396900
4 CorePro LED linear D 14-120W R7S 118 830	120	14	2000	142.86	Only with specific dimmers	80	3000	15.000	29	118	D	929001353602	71400300
4 CorePro LED linear D 14-120W R7S 118 840	120	14	2000	142.86	Only with specific dimmers	80	4000	15.000	29	118	D	929001353702	71406500
5 CorePro LED linear R7S 118mm 14-100W 830 D	100	14	1600	114.29	Only with specific dimmers	80	3000	15.000	29	118	E	929001243702	57879700
6 CorePro LED linear R7S 118mm 14-100W 840 D	100	14	1800	128.57	Only with specific dimmers	80	4000	15.000	29	118	E	929001243802	57881000
7 CoreProLED linearD 17.5-150W R7S 118 830	150	17.5	2460	140	Only with specific dimmers	80	3000	15.000	42	118	D	929002016602	64673800
7 CoreProLED linearD 17.5-150W R7S 118 840	150	17.5	2460	140	Only with specific dimmers	80	4000	15.000	42	118	D	929002016702	64675200

LED bulbs

SceneSwitch LEDbulbs

www.philips.com/ledlamps



4 PACK E27

Product Type	LED	Lumen Output	Efficacy	CRI	Color Temp.	Lifetime	Lamp diameter	Total length	EEL	12NC	EOC code
	W	lm	lm/W		K	Hrs.					
LEDClassic SSW 60W A60 E27WWCLND RF1SRT4	7.5	806-320-150	107	80	2700-2500-2200	15.000	60	104	F	929001888655	77213001

Premium LED bulbs SceneSwitch

www.philips.com/ledlamps



4/10 PACK E27

Product Type	LED	Lumen Output	Efficacy	CRI	Color Temp.	Lifetime	Lamp diameter	Total length	EEL	12NC	EOC code
	W	lm	lm/W		K	Hrs.					
LEDClassic SSW 60W A60 E27 WW FRND 1SRT4	7.5	806-320-150	107	80	2700-2500-2200	15.000	60	104	F	929002445558	26396300
LEDClassic SSW 60W A60 E27WWFR ND 1PF/10	7.5	806-320-150	107	80	2700-2500-2200	15.000	60	104	F	929002445517	26396301

LED bulbs

UltraEfficient LED bulb

www.philips.com/ledlamps



	Product Type	Tradi	LED	Lumen	Efficacy	CRI	Color	Lifetime	Lamp	Total	EEL	12NC	EOC
		tional	W	Output	lm/W		Temp.	Hrs.	diameter	length			code
		W	W	lm			K						
NEW	1 MAS LEDBulbND2.3-40W E27830 A60CL G EELA	40	2.3	485	210	80	3000	50.000	60	105	A	929003066402	42073100
NEW	2 MAS LEDBulbND2.3-40W E27840 A60CL G EELA	40	2.3	485	210	80	4000	50.000	60	105	A	929003066502	42075500
NEW	3 MAS LEDBulbND4-60W E27 830 A60 CL G EELA	60	4	840	210	80	3000	50.000	60	105	A	929003066702	42077900
NEW	4 MAS LEDBulbND4-60W E27 830 A60 FR G UE	60	4	840	210	80	3000	50.000	60	105	A	929003480002	43579700
NEW	5 MAS LEDBulbND4-60W E27 840 A60 CL G EELA	60	4	840	210	80	4000	50.000	60	105	A	929003066802	42079300
NEW	4 MAS LEDBulbND4-60W E27 840 A60 FR G UE	60	4	840	210	80	4000	50.000	60	105	A	929003480102	43581000
NEW	6 MAS LEDBulbND5.2-75W E27 830A70 CLG UE	75	5.2	1095	210	80	3000	50.000	70	127	A	929003480402	43587200
NEW	6 MAS LEDBulbND5.2-75W E27 840A70 CLG UE	75	5.2	1095	210	80	4000	50.000	70	127	A	929003480502	43589600
NEW	7 MAS LEDBulbND7.3-100WE27830 A70 CLG UE	100	7.3	1535	210	80	3000	50.000	70	127	A	929003480602	43591900
NEW	8 MAS LEDBulbND7.3-100WE27830 A70 FRG UE	100	7.3	1535	210	80	3000	50.000	70	127	A	929003480202	43583400
NEW	7 MAS LEDBulbND7.3-100WE27840 A70 CLG UE	100	7.3	1535	210	80	4000	50.000	70	127	A	929003480702	43593300
NEW	8 MAS LEDBulbND7.3-100WE27840 A70 FRG UE	100	7.3	1535	210	80	4000	50.000	70	127	A	929003480302	43585800

LED bulbs

Classic filament LEDbulbs

www.philips.com/ledlamps



Product Type	Tradi	LED	Lumen	Efficacy	Dimmable	CRI	Color	Lifetime	Lamp	Total	12NC	EOC
	tional	W	Output	Im/W			Temp.					
	W	W	lm	lm/W			K	Hrs.				code
1 LED double layers 20W E27 smoky DIM	20	6.5	200	30	Only with specific dimmers	80	1800	15.000	202	293	929002982301	31372900
2 LED giant 20W E27 A160 1800K smoky D	20	6.5	200	30	Only with specific dimmers	80	1800	15.000	162	293	929002982501	31537200
3 LED giant 20W E27 G200 1800K smoky D	20	6.5	200	30	Only with specific dimmers	80	1800	15.000	202	286	929002982601	31539600
4 LED giant 20W E27 T65 1800K smoky D	20	6.5	200	30	Only with specific dimmers	80	1800	15.000	66	273	929002982701	31541900
5 LED classic 25W G93 E27 GOLD SP D SRT4	25	4	250	62	Only with specific dimmers	80	1800	15.000	96	143	929002983001	31547100
6 LED giant crystal 26W E27 smoky DIM	26	7	270	38	Only with specific dimmers	80	1800	15.000	103	366	929002982401	31374300
7 LED classic-giant 28W E27 A160 GOLD ND	28	4.5	300	66	No	80	1800	15.000	162	293	929002983801	31382800
8 LED classic-giant 28W E27 G200 GOLD ND	28	4.5	300	66	No	80	1800	15.000	202	286	929002983901	31384200
9 LED classic-giant 40W E27 A160 GOLD DIM	40	7	470	67	Only with specific dimmers	80	1800	15.000	162	293	929002983501	31376700
10 LED classic-giant 40W E27 G200 GOLD DIM	40	7	470	67	Only with specific dimmers	80	1800	15.000	202	286	929002983601	31378100
11 LED classic-giant 40W E27 T65 GOLD DIM	40	7	470	67	Only with specific dimmers	80	1800	15.000	66	273	929002983701	31380400
12 LEDClassic 40W Mushroom E27 1800K GOLD D	40	5.5	470	85	No	80	1800	15.000	202	188	929002984001	31386600

LED bulbs

CorePro LEDbulbs

www.philips.com/ledlamps



Product Type	Traditional	LED	Lumen Output	Efficacy	Beam Angle	CRI	Color Temp.	Lifetime	Lamp diameter	Total length	EEL	12NC	EOC code
	W	W	lm	lm/W	°		K	Hrs.					
NEW 1 CorePro LED bulb ND 5-40W A60 E27 865	40	5	470	94	200	80	6500	15.000	60	110	F	929001304632	57787500
2 CorePro LEDbulb ND 5-40W A60 B22 930	40	5	470	94	200	90	3000	15.000	60	110	F	929003001602	32972000
1 CorePro LEDbulb ND 5-40W A60 E27 830	40	5	470	94	200	80	3000	15.000	60	110	F	929001304532	57993000
1 CorePro LEDbulb ND 5-40W A60 E27 840	40	5	470	94	200	80	4000	15.000	60	110	F	929001234602	57779000
3 CorePro LEDbulb ND 5-40W A60 E27 930	40	5	470	94	200	90	3000	15.000	60	110	F	929003001502	32956000
3 CorePro LEDbulb ND 5-40W A60 E27 940	40	5	470	94	200	90	4000	15.000	60	110	F	929003001702	32958400
4 CorePro LEDbulb ND 5.5-40W A60 B22 827	40	5.5	470	85	200	80	2700	15.000	60	110	F	929001233802	57765300
1 CorePro LEDbulb ND 5.5-40W A60 E27 827	40	5.5	470	85	200	80	2700	15.000	60	110	F	929001234202	57757800
4 CorePro LEDbulb ND 5.5-40W A60 B22 827 UK	40	5.5	470	85	200	80	2700	15.000	60	110	F	929001233899	57765301
1 CorePro LEDbulb ND 5.5-40W A60 E27 827 UK	40	5.5	470	85	200	80	2700	15.000	60	110	F	929001234299	57757801
NEW 5 LEDbulb ND 8-60W A60 E27 827 6CT	60	8	806	100	180	80	2700	15.000	60	108	F	929002306202	42067000
1 CorePro LED bulb ND 7.5-60W A60 E27 865	60	7.5	806	107	200	80	6500	15.000	60	110	F	929001304832	57785100
2 CorePro LEDbulb ND 7.5-60W A60 B22 930	60	7.5	806	107	200	90	3000	15.000	60	110	F	929003002402	32974400
1 CorePro LEDbulb ND 7.5-60W A60 E27 830	60	7.5	806	107	200	80	3000	15.000	60	110	F	929001304732	57771400
1 CorePro LEDbulb ND 7.5-60W A60 E27 840	60	7.5	806	107	200	80	4000	15.000	60	110	F	929001234702	57777600
3 CorePro LEDbulb ND 7.5-60W A60 E27 930	60	7.5	806	107	200	90	3000	15.000	60	110	F	929003002302	32960700
3 CorePro LEDbulb ND 7.5-60W A60 E27 940	60	7.5	806	107	200	90	4000	15.000	60	110	F	929003002502	32962100
4 CorePro LEDbulb ND 8-60W A60 B22 827	60	8	806	100	200	80	2700	15.000	60	110	F	929001233902	57763900
4 CorePro LEDbulb ND 8-60W A60 B22 827 UK	60	8	806	100	200	80	2700	15.000	60	110	F	929001233997	57763901
1 CorePro LEDbulb ND 8-60W A60 E27 827	60	8	806	100	200	80	2700	15.000	60	110	F	929001234302	57755400
1 CorePro LEDbulb ND 8-60W A60 E27 827 SKT	60	8	806	100	200	80	2700	15.000	60	110	F	929001234350	40437300
1 CorePro LEDbulb ND 8-60W A60 E27 827 UK	60	8	806	100	200	80	2700	15.000	60	110	F	929001234385	57755401
1 CorePro LEDbulb ND 8-60W A60 E27 827 3CT/8	60	8	806	100	200	80	2700	15.000	60	110	F	929001234332	70033100
2 CorePro LEDbulb ND 7.5-60W A60 B22 930 UK	60	7.5	806	107	200	90	3000	15.000	60	110	F	929003002499	32974401
NEW 6 LEDbulb ND 10-75W A60 E27 827 6CT	75	10	1055	105	180	80	2700	15.000	60	108	F	929002306502	42069400
7 CorePro LEDbulb ND 10-75W A60 E27 840	75	10	1055	105	200	80	4000	15.000	60	110	F	929001234802	51032200
8 CorePro LEDbulb ND 10-75W A60 E27 865	75	10	1055	105	200	80	6500	15.000	60	110	F	929001163832	49758600
9 CorePro LEDbulb ND 10-75W A60 E27 940	75	10	1055	105	200	90	4000	15.000	60	110	F	929003003302	32966900
10 CorePro LEDbulb ND 10.5-75W A60 B22 930	75	10.5	1055	100	200	90	3000	15.000	60	110	F	929003003202	32976800
8 CorePro LEDbulb ND 10.5-75W A60 E27 830	75	10.5	1055	100	200	80	3000	15.000	60	110	F	929001162332	49752400

LED bulbs

CorePro LEDbulbs - Continued

www.philips.com/ledlamps



Product Type	Traditional	LED	Lumen Output	Efficacy	Beam Angle	CRI	Color Temp.	Lifetime	Lamp diameter	Total length	EEL	12NC	EOC code
	W	W	lm	lm/W	°		K	Hrs.					
1 CorePro LEDbulb ND 10.5-75W A60 E27 930	75	10.5	1055	100	200	90	3000	15.000	60	110	F	929003003102	32964500
2 CorePro LEDbulb ND 11-75W A60 B22 827	75	11	1055	95	200	80	2700	15.000	60	110	F	929001234002	57761500
2 CorePro LEDbulb ND 11-75W A60 B22 827 UK	75	11	1055	95	200	80	2700	15.000	60	110	F	929001234098	51004901
3 CorePro LEDbulb ND 11-75W A60 E27 827	75	11	1055	95	200	80	2700	15.000	60	110	F	929001234402	49076100
NEW 1 CorePro LEDbulb ND 12.5-100W A60 E27 940	100	12.5	1521	121	200	90	4000	15.000	60	110	E	929003004102	32970600
NEW 4 CorePro LEDbulb ND 13-100W A60 B22 930	100	13	1521	117	200	90	3000	15.000	60	110	E	929003004002	32978200
NEW 1 CorePro LEDbulb ND 13-100W A60 E27 930	100	13	1521	117	200	90	3000	15.000	60	110	E	929003003902	32968300
NEW 4 CorePro LEDbulb ND 13-100W A60 B22 930 UK	100	13	1521	117	200	90	3000	15.000	60	110	E	929003004099	32978201
NEW 1 CorePro LEDbulb ND 13-100W A60 E27 930 UK	100	13	1521	117	200	90	3000	15.000	60	110	E	929003003999	32968301
3 CorePro LEDbulb ND 12.5-100W A60 E27 840	100	12.5	1521	121	200	80	4000	15.000	60	110	E	929001312402	51030800
3 CorePro LEDbulb ND 12.5-100W A60 E27 865	100	12.5	1521	121	200	80	6500	15.000	60	110	E	929001312502	57781300
2 CorePro LEDbulb ND 13-100W A60 B22 827	100	13	1521	117	200	80	2700	15.000	60	110	E	929001234102	51002500
3 CorePro LEDbulb ND 13-100W A60 E27 827	100	13	1521	117	200	80	2700	15.000	60	110	E	929001234502	49074700
3 CorePro LEDbulb ND 13-100W A60 E27 830	100	13	1521	117	200	80	3000	15.000	60	110	E	929001235002	57767700
2 CorePro LEDbulb ND 13-100W A60 B22 827 UK	100	13	1521	117	200	80	2700	15.000	60	110	E	929001234199	51002501
3 CorePro LEDbulb ND 13-100W A60 E27 827 UK	100	13	1521	117	200	80	2700	15.000	60	110	E	929001234564	49074701

LED bulbs

CorePro Glass LED bulbs

www.philips.com/ledlamps



Product Type	Tradi	LED	Lumen	Efficacy	CRI	Color	Lifetime	Lamp	Total	EEL	12NC	EOC
	tional	W	Output	Im/W		Temp.	Hrs.	diameter	length			code
1 CorePro LEDBulbND 4-40W E27 ST64 827 CLG	40	4	470	117	80	2700	15.000	64	140	E	929001237392	34687100
2 CorePro LEDBulbND 4.3-40W E27 A60827 CLG	40	4.3	470	109	80	2700	15.000	60	104	F	929001890092	34716800
3 CorePro LEDBulbND 4.3-40W E27 A60840 CLG	40	4.3	540	125	80	4000	15.000	60	104	E	929001890692	35493700
4 CorePro LEDBulbND 4.5-40W E27 A60830 FRG	40	4.5	470	104	80	3000	15.000	60	106	F	929002424992	34702100
5 CorePro LEDBulbND 4.5-40W E27 A60 827FR G	40	4.5	470	104	80	2700	15.000	60	110	F	929001242992	36130000
4 CorePro LEDBulb7-60W E27 A60 840 FR G	60	7	806	115	80	4000	15.000	60	106	E	929001323592	37751600
6 CorePro LEDBulbND 7-60W B22 A60 827 CL G	60	7	806	115	80	2700	15.000	60	104	E	929001387492	34673400
7 CorePro LEDBulbND 7-60W E27 A60 827FR G	60	7	806	115	80	2700	15.000	60	110	E	929001243002	36124900
4 CorePro LEDBulbND 7-60W E27 A60 830 FR G	60	7	806	115	80	3000	15.000	60	106	E	929002425092	34647500
8 CorePro LEDBulbND 7-60W E27 A60 840 CL G	60	7	850	121	80	4000	15.000	60	106	E	929001815092	35491300
9 CorePro LEDBulbND 7-60W E27 G93 827 CL G	60	7	806	115	80	2700	15.000	95	140	E	929001387992	34677200
10 CorePro LEDBulbND 7-60W E27 ST64 827CL G	60	7	806	115	80	2700	15.000	64	140	E	929001387692	34675800
11 CorePro LEDBulbND 7-60W E27 WW A60 CL G	60	7	806	115	80	2700	15.000	60	104	E	929001387362	38003500
11 CorePro LEDBulbND 7-60W E27 WW A60 CLG3pk	60	7	806	115	80	2700	15.000	60	104	E	929001387314	38996000
4 CorePro LEDBulb8.5-75W E27 A60 840 FR G	75	8.5	1055	124	80	4000	15.000	60	104	E	929002025892	37753000
12 CorePro LEDBulbND 8.5-75W E27 A60 827CLG	75	8.5	1055	124	80	2700	15.000	60	104	E	929002025492	34712000
4 CorePro LEDBulbND 8.5-75W E27 A60 830FRG	75	8.5	1055	124	80	3000	15.000	60	104	E	929002425192	34704500
12 CorePro LEDBulbND 8.5-75W E27 A60 840CLG	75	8.5	1055	124	80	4000	15.000	60	104	E	929002025592	34708300
4 CorePro LEDBulbND 8.5-75W E27 A60 827FR G	75	8.5	1055	124	80	2700	15.000	60	104	E	929002025702	36126300

LED bulbs

CorePro Glass LED bulbs - Continued

www.philips.com/ledlamps



Product Type	Tradi	LED	Lumen	Efficacy	CRI	Color	Lifetime	Lamp	Total	EEL	12NC	EOC
	tional	W	Output			Temp.		diameter	length			code
	W	W	lm	lm/W		K	Hrs.					
1 CorePro LEDBulb 10.5-100W E27 A60 840 FRG	100	10.5	1521	144	80	4000	15.000	60	104	D	929002026592	37755400
2 CorePro LEDBulbND 10.5-100W E27A60 827CLG	100	10.5	1521	144	80	2700	15.000	60	104	D	929002026192	34714400
1 CorePro LEDBulbND 10.5-100W E27A60 827FRG	100	10.5	1521	144	80	2700	15.000	60	104	D	929002026402	36128700
3 CorePro LEDBulbND 10.5-100W E27A60 830FRG	100	10.5	1521	144	80	3000	15.000	60	104	D	929002425292	34706900
2 CorePro LEDBulbND 10.5-100W E27A60 840CLG	100	10.5	1521	144	80	4000	15.000	60	104	D	929002026292	34710600

LED bulbs

CorePro Glass High Lumen bulbs

www.philips.com/ledlamps



Product Type	Tradi	LED	Lumen	Efficacy	CRI	Color	Lifetime	Lamp	Total	EEL	12NC	EOC
	tional		Output			Temp.		diameter	length			code
	W	W	lm	lm/W		K	Hrs.					
1 CorePro LEDBulbND 120W E27 A67 827 CL G	120	13	2000	153	80	2700	15.000	70	121	D	929002371502	34649900
2 CorePro LEDBulbND 120W E27 A67 827 FR G	120	13	2000	153	80	2700	15.000	70	121	D	929002371802	34653600
1 CorePro LEDBulbND 120W E27 A67 840 CL G	120	13	2000	153	80	4000	15.000	70	121	D	929002371602	34651200
2 CorePro LEDBulbND 120W E27 A67 840 FR G	120	13	2000	153	80	4000	15.000	70	121	D	929002371902	34655000
3 CorePro LEDBulbND 120W E27 A67 865 FR G	120	13	2000	153	80	6500	15.000	70	121	D	929002372002	34657400
3 CorePro LEDBulbND 150W E27 A67 827 FR G	150	17.5	2452	140	80	2700	15.000	70	121	D	929002372602	34661100
4 CorePro LEDBulbND 150W E27 A67 840 CL G	150	17	2452	144	80	4000	15.000	70	121	D	929002372402	34659800
3 CorePro LEDBulbND 150W E27 A67 840 FR G	150	17.5	2452	140	80	4000	15.000	70	121	D	929002372702	34663500
3 CorePro LEDBulbND 150W E27 A67 865 FR G	150	17.5	2452	140	80	6500	15.000	70	121	D	929002372802	34665900
5 CorePro LEDBulbND17-150W E27 A67 827 CLG	150	17	2452	144	80	2700	15.000	70	128	D	929002055092	34744100
6 CorePro LEDBulbND 200W E27 A95 827 FR G	200	23	3452	150	80	2700	15.000	95	165	D	929002372902	34667300
6 CorePro LEDBulbND 200W E27 A95 840 FR G	200	23	3452	150	80	4000	15.000	95	165	D	929002373002	34669700
6 CorePro LEDBulbND 200W E27 A95 865 FR G	200	23	3452	150	80	6500	15.000	95	165	D	929002373102	34671000

CorePro Plastic LED Specialties

www.philips.com/ledlamps



Product Type	Tradi	LED	Lumen	Efficacy	Beam	CRI	Color	Lifetime	Lamp	Total	EEL	12NC	EOC
	tional		Output		Angle		Temp.		diameter	length			code
	W	W	lm	lm/W	°		K	Hrs.					
CorePro LED Stick ND 9.5-68W T38 E27 830	68	9.5	950	100	240	80	3000	15.000	37.2	114.3	F	929001901402	81451200
CorePro LED Stick ND 9.5-75W T38 E27 840	75	9.5	1050	110	240	80	4000	15.000	37.2	114.3	E	929001901502	81453600

LED bulbs

MASTER Glass LED bulbs

www.philips.com/ledlamps



	Product Type	Tradi	LED	Lumen	Efficacy	Dimmable	CRI	Color	Lifetime	Lamp	Total	EEL	12NC	EOC
		tional	W	Output	lm/W			Temp.	Hrs.	diameter	length			
		W	W	lm	lm/W			K						code
NEW	1 MAS LEDBulb DT3.4-40W E27 927A60CL G	40	3.4	470	138	Only with specific dimmers	90	2200-2700	25.000	60	104	D	929003009982	44967100
NEW	2 MAS LEDBulbDT3.4-40WB22 927A60CL G UK	40	3.4	470	138	Only with specific dimmers	90	2200-2700	25.000	60	103	D	929003010142	46655500
NEW	2 MASLEDBulbDT3.4-40W B22 927A60CL G	40	3.4	470	138	Only with specific dimmers	90	2200-2700	25.000	60	103	D	929003010182	44969500
	3 MAS LEDBulbDT3.4 -40W E27 927 A60 FR G	40	3.4	470	138	Only with specific dimmers	90	2200-2700	25.000	60	104	D	929003010002	32467100
NEW	4 MAS LEDBulb DT5.9-60W B22 927A60CL G	60	5.9	806	136	Only with specific dimmers	90	2200-2700	25.000	60	103	D	929003010582	44973200
NEW	5 MAS LEDBulbDT5.9-60W E27 927A60CL G	60	5.9	806	136	Only with specific dimmers	90	2200-2700	25.000	60	104	D	929003010382	44971800
NEW	5 MAS LEDBulbDT5.9-60W E27 927A60CL G UK	60	5.9	806	136	Only with specific dimmers	90	2200-2700	25.000	60	104	D	929003010342	46657900
NEW	4 MAS LEDBulbDT5.9-60WB22 927A60CL G UK	60	5.9	806	136	Only with specific dimmers	90	2200-2700	25.000	60	103	D	929003010542	46659300
	3 MAS LEDBulb DT5.9-60W E27 927 A60 FR G	60	5.9	806	136	Only with specific dimmers	90	2200-2700	25.000	60	104	D	929003010402	32475600
NEW	6 MAS LEDBulb DT7.2-75W B22 927A60CL G	75	7.2	1055	146	Only with specific dimmers	90	2200-2700	25.000	60	103	D	929003011282	46103100
NEW	7 MAS LEDBulb DT7.2-75W E27 927A60CL G	75	7.2	1055	146	Only with specific dimmers	90	2200-2700	25.000	60	104	D	929003011182	44975600
	3 MAS LEDBulb DT7.2-75W E27 927 A60 FR G	75	7.2	1055	146	Only with specific dimmers	90	2200-2700	25.000	60	104	D	929003011302	32493000
NEW	8 MAS LEDBulbDT10.5-100W B22 927A60CLG	100	10.5	1521	144	Only with specific dimmers	90	2200-2700	25.000	60	107	D	929003011682	44979400
NEW	9 MAS LEDBulbDT10.5-100W E27 927A60CLG	100	10.5	1521	144	Only with specific dimmers	90	2200-2700	25.000	60	108	D	929003011582	44977000
	3 MAS LEDBulb DT10.5-100W E27 927A60 FR G	100	10.5	1521	144	Only with specific dimmers	90	2200-2700	25.000	60	108	D	929003011702	32501200

LED bulbs

MASTER Plastic LEDbulbs

www.philips.com/ledlamps



Product Type	Traditional	LED	Lumen Output	Efficacy	Dimmable	CRI	Color Temp.	Lifetime	Lamp diameter	Total length	EEL	12NC	EOC code
	W	W	lm	lm/W			K	Hrs.					
1 MASTER LEDbulb DT 5.5-40W B22 A60 CL	40	5.5	470	85	Only with specific dimmers	80	2200-2700	25.000	60.5	108	F	929002490102	30624000
2 MASTER LEDbulb DT 5.5-40W E27 A60 CL	40	5.5	470	85	Only with specific dimmers	80	2200-2700	25.000	60.5	109	F	929002490002	30630100
3 MASTER LEDbulb DT 8-60W B22 A60 CL	60	8	806	100	Only with specific dimmers	80	2200-2700	25.000	60.5	110	F	929002490332	30628800
3 MASTER LEDbulb DT 8-60W B22 A60 CL UK	60	8	806	100	Only with specific dimmers	80	2200-2700	25.000	60.5	110	F	929002490399	30628801
4 MASTER LEDbulb DT 8-60W E27 A60 CL	60	8	806	100	Only with specific dimmers	80	2200-2700	25.000	60.5	110	F	929002490232	30634900
4 MASTER LEDbulb DT 8-60W E27 A60 CL UK	60	8	806	100	Only with specific dimmers	80	2200-2700	25.000	60.5	110	F	929002490299	30634901

MASTER Plastic LED Dusk to Dawn

www.philips.com/ledlamps



	Product Type	Traditional	LED	Lumen Output	Efficacy	Beam Angle	CRI	Color Temp.	Lifetime	Lamp diameter	Total length	EEL	12NC	EOC code
		W	W	lm	lm/W	°		K	Hrs.					
NEW	1 MAS LED D2D ND 6.5-60W A60 E27 840	60	6.5	806	124	250	80	4000	15.000	62	114	E	929001383732	39965500
NEW	2 MAS LED D2D ND 7.5-60W A60 E27 827	60	7.5	806	107	250	80	2700	15.000	62	114	F	929001383602	39947100

LED bulbs

MASTER Plastic LED Sensor

www.philips.com/ledlamps



	Product Type	Tradi	LED	Lumen	Efficacy	Beam	CRI	Color	Lifetime	Lamp	Total	EEL	12NC	EOC
		tional	W	Output	lm/W	Angle		Temp.	Hrs.	diameter	length			code
NEW	MAS LED Sensor ND 8-60W A60 E27 827	60	8	806	100	280	80	2700	15.000	62.5	122	F	929002058702	39945700
NEW	MAS LED Sensor ND 8-60W A60 E27 840	60	8	806	100	280	80	4000	15.000	62.5	122	F	929002058802	39949500

MASTER Value Decorative LED bulbs

www.philips.com/ledlamps



	Product Type	Tradi	LED	Lumen	Efficacy	Dimmable	CRI	Color	Lifetime	Lamp	Total	12NC	EOC
		tional	W	Output	lm/W			Temp.	Hrs.	diameter	length		
1	MAS VLE LEDBulbD4-25W E27 A60 GOLD SP G	25	4	250	62	Only with specific dimmers	80	1800	15.000	61	106	929002982802	31551800
2	MAS VLE LEDBulbD4-25W E27 ST64 GOLD SP G	25	4	250	62	Only with specific dimmers	80	1800	15.000	65	143	929002982902	31553200
3	MAS VLE LEDBulbD4-25W E27 T32 GOLD SP G	25	4	250	62	Only with specific dimmers	80	1800	15.000	33	137	929002983102	31555600
4	MAS VLE LEDBulbD4-25WE27 G93GOLD SP G	25	4	250	62	Only with specific dimmers	80	1800	15.000	96	143	929002983002	38548100

LED bulbs

MASTER Value GLASS LED bulbs

www.philips.com/ledlamps



	Product Type	Tradi	LED	Lumen	Efficacy	Dimmable	CRI	Color	Lifetime	Lamp	Total	EEL	12NC	EOC
		tional		Output				Temp.						
		W	W	lm	lm/W			K	Hrs.					
NEW	1 MASTER VLE LEDBulbD3.4-40W E27 940 A60CL G	40	3.4	470	138	Only with specific dimmers	90	4000	15.000	60	104	D	929003526602	44981700
NEW	2 MASTER VLE LEDBulbD3.4-40W E27 940 A60FR G	40	3.4	470	138	Only with specific dimmers	90	4000	15.000	60	104	D	929003527002	44989300
	3 MASTER VLE LEDBulb DT3.4-40W E27 927A60CL G	40	3.4	470	138	Only with specific dimmers	90	2200-2700	15.000	60	104	D	929003009902	32465700
	4 MASTER VLE LEDBulbD 3.4-40W B22 A60 927FR G	40	3.4	470	138	Only with specific dimmers	90	2700	15.000	60	103	D	929003010202	32471800
	1 MASTER VLE LEDBulbD3.4-40W E27 927 A60 CL G	40	3.4	470	138	Only with specific dimmers	90	2700	15.000	60	104	D	929003070502	35481400
	2 MASTER VLE LEDBulbD3.4-40W E27 927 A60 FR G	40	3.4	470	138	Only with specific dimmers	90	2700	15.000	60	104	D	929003070702	35483800
	5 MASTER VLELEDBulbDT3.4-40W B22 927A60CL G	40	3.4	470	138	Only with specific dimmers	90	2200-2700	15.000	60	103	D	929003010102	32469500
	5 MASTER VLELEDBulbDT3.4-40WB22 927A60CL G UK	40	3.4	470	138	Only with specfic dimmers	90	2200-2700	15.000	60	103	D	929003010199	32469501
	6 MASTER VLE LEDBulbD7.2-50W E27 A60 827 CM G	50	7.2	650	90	Only with specific dimmers	80	2700	15.000	60	106	F	929002412802	36122500
NEW	7 MASTER VLE LEDBulbD5.9-60W E27 940 A60CL G	60	5.9	806	136	Only with specific dimmers	90	4000	15.000	60	104	D	929003526702	44983100
NEW	2 MASTER VLE LEDBulbD5.9-60W E27 940 A60FR G	60	5.9	806	136	Only with specific dimmers	90	4000	15.000	60	104	D	929003527102	44991600
	8 MASTER VLE EDBulbDT5.9-60W B22 927 G93CL G	60	5.9	806	136	Only with specific dimmers	90	2200-2700	15.000	95	136	D	929003011002	32487900
	9 MASTER VLE EDBulbDT5.9-60W B22 927 ST64CL G	60	5.9	806	136	Only with specific dimmers	90	2200-2700	15.000	64	139	D	929003010802	32483100
	7 MASTER VLE LEDBulb D5.9-60W E27 927 A60CLG	60	5.9	806	136	Only with specific dimmers	90	2700	15.000	60	104	D	929003057502	34784700
	2 MASTER VLE LEDBulb D5.9-60W E27 927 A60 FRG	60	5.9	806	136	Only with specific dimmers	90	2700	15.000	60	104	D	929003057702	34786100
	10 MASTER VLE LEDBulb D5.9-60W E27 927 G120CLG	60	5.9	806	136	Only with specific dimmers	90	2700	15.000	124	178	D	929003059302	34798400
	11 MASTER VLE LEDBulb D5.9-60W E27 927 ST64CLG	60	5.9	806	136	Only with specific dimmers	90	2700	15.000	64	140	D	929003059402	34796000
	12 MASTER VLE LEDBulb DT5.9-60W B22 927A60CL G	60	5.9	806	136	Only with specific dimmers	90	2200-2700	15.000	60	103	D	929003010502	32477000

LED bulbs

MASTER Value GLASS LED bulbs - Continued

www.philips.com/ledlamps



Product Type	Tradi	LED	Lumen	Efficacy	Dimmable	CRI	Color	Lifetime	Lamp	Total	EEL	12NC	EOC
	tional	W	Output	lm/W			Temp.	Hrs.					
1 MASTER VLE LEDBulb DT5.9-60W E27 927G93CL G	60	5.9	806	136	Only with specific dimmers	90	2200-2700	15.000	95	137	D	929003010902	32485500
2 MASTER VLE LEDBulb DT5.9-60W E27 927ST64CLG	60	5.9	806	136	Only with specific dimmers	90	2200-2700	15.000	64	140	D	929003010702	32481700
3 MASTER VLE LEDBulbD5.9-60W B22 A60 927FR G	60	5.9	806	136	Only with specific dimmers	90	2700	15.000	60	103	D	929003010602	32479400
4 MASTER VLE LEDBulbDT5.9-60W E27 927A60CL G	60	5.9	806	136	Only with specific dimmers	90	2200-2700	15.000	60	104	D	929003010302	32473200
3 MASTERVLE LEDBulbD5.9-60W B22A60 927FR G UK	60	5.9	806	136	Only with specific dimmers	90	2200-2700	15.000	60	103	D	929003010699	32479401
5 MASTERVLE LEDBulbDT5.9-60WB22 927A60CL G UK	60	5.9	806	136	Only with specific dimmers	90	2200-2700	15.000	60	103	D	929003010598	32477001
6 MASTERVLELEDBulb D5.9-60W E27 927A60FR G UK	60	5.9	806	136	Only with specific dimmers	90	2700	15.000	60	104	D	929003057799	34786101
4 MASTERVLELEDBulbDT5.9-60W E27 927A60CL G UK	60	5.9	806	136	Only with specific dimmers	90	2200-2700	15.000	60	104	D	929003010398	32473201
NEW 7 MASTER VLE LEDBulbD7.8-75W E27 940 A60CL G	75	7.8	1055	135	Only with specific dimmers	90	4000	15.000	60	104	D	929003526802	44985500
NEW 6 MASTER VLE LEDBulbD7.8-75W E27 940 A60FR G	75	7.8	1055	135	Only with specific dimmers	90	4000	15.000	60	104	D	929003527202	44993000
7 MASTER VLE LEDBulb D7.8-75W E27 927 A60 CLG	75	7.8	1055	135	Only with specific dimmers	90	2700	15.000	60	104	D	929003057902	34788500
6 MASTER VLE LEDBulb D7.8-75W E27 927 A60 FRG	75	7.8	1055	135	Only with specific dimmers	90	2700	15.000	60	104	D	929003058102	34790800
8 MASTER VLE LEDBulb DT7.2-75W B22 927A60CL G	75	7.2	1055	146	Only with specific dimmers	90	2200-2700	15.000	60	103	D	929003011202	32491600
9 MASTER VLE LEDBulb DT7.2-75W E27 927A60CL G	75	7.2	1055	146	Only with specific dimmers	90	2200-2700	15.000	60	104	D	929003011102	32489300
3 MASTER VLE LEDBulbD7.2-75W B22 A60 927 FR G	75	7.2	1055	146	Only with specific dimmers	90	2700	15.000	60	103	D	929003011402	32495400
NEW 10 MASTER VLE LEDBulbD11.2-100W E27 940A60CLG	100	11.2	1521	135	Only with specific dimmers	90	4000	15.000	60	108	D	929003526902	44987900
NEW 6 MASTER VLE LEDBulbD11.2-100W E27 940A60FRG	100	11.2	1521	135	Only with specific dimmers	90	4000	15.000	60	108	D	929003527302	44995400
3 MASTER VLE LEDBulbD10.5-100W B22 A60 927FRG	100	10.5	1521	144	Only with specific dimmers	90	2700	15.000	60	107	D	929003011802	32503600
10 MASTER VLE LEDBulbD11.2-100W E27 927 A60CLG	100	11.2	1521	135	Only with specific dimmers	90	2700	15.000	60	108	D	929003058302	34792200
6 MASTER VLE LEDBulbD11.2-100W E27 927 A60FRG	100	11.2	1521	135	Only with specific dimmers	90	2700	15.000	60	108	D	929003058502	34794600
11 MASTER VLE LEDBulbDT10.5-100W B22 927A60CLG	100	10.5	1521	144	Only with specific dimmers	90	2200-2700	15.000	60	107	D	929003011602	32499200
12 MASTER VLE LEDBulbDT10.5-100W E27 927A60CLG	100	10.5	1521	144	Only with specific dimmers	90	2200-2700	15.000	60	108	D	929003011502	32497800
3 MASTERVLE LEDBulbD10.5-100W B22A60 927FRGUK	100	10.5	1521	144	Only with specific dimmers	90	2700	15.000	60	107	D	929003011899	32503601

LED candles & lusters

Candle LED

www.philips.com/ledlamps



4/6 PACK E14

Product Type	Tradi tional	LED	Lumen Output	Efficacy	Beam Angle	CRI	Color Temp.	Lifetime	Lamp diameter	Total length	EEL	12NC	EOC code
	W	W	lm	lm/W	°		K	Hrs.					
1 LED 7W T25 E14 WW FR ND 1SRT6	7	0.9	70	77	240	80	2700	15.000	25	59	G	929002401355	77169000
2 LED 15W T25 E14 WW FR ND RF 1SRT6	15	1.7	150	88	240	80	2700	15.000	25	59	F	929001325755	77193501
3 LED 25W T25 E14 WW FR ND 1SRT4	25	3.2	250	78	160	80	2700	15.000	25	71	G	929001325855	77195900

SceneSwitch LEDbulbs

www.philips.com/ledlamps



4 PACK E14

Product Type	LED	Lumen Output	Efficacy	CRI	Color Temp.	Lifetime	Lamp diameter	Total length	EEL	12NC	EOC code
	W	lm	lm/W		K	Hrs.					
LEDClassic SSW 40W B35 E14 WW CLND 1SRT4	5	470-180-90	94	80	2700-2500-2200	15.000	35.5	106	F	929001888855	77215400

LED candles & lusters

CorePro GLASS LED candles and lusters

www.philips.com/ledlamps



Product Type	Tradi	LED	Lumen	Efficacy	CRI	Color	Lifetime	Lamp	Total	EEL	12NC	EOC
	tional	W	Output	Im/W		Temp.	Hrs.	diameter	length			code
	W	W	lm			K						
1 CorePro LEDCandleND 2-25W B35 B22 827CLG	25	2	250	125	80	2700	15.000	35	93	E	929001815692	34724300
2 CorePro LEDCandleND 2-25W E14B35 827CL G	25	2	250	125	80	2700	15.000	35	97	E	929001238392	37757800
1 CorePro LEDCandleND2-25W B22 827 B35 CLG	25	2	250	125	80	2700	15.000	35	94	E	929002023992	34736600
3 CorePro LEDCandleND2-25W E14BA35 827CL G	25	2	250	125	80	2700	15.000	35	123	E	929001238492	37759200
4 CorePro LEDCandleND2-25W ST35 E14 827CLG	25	2	250	125	80	2700	15.000	35	97	E	929001238592	34772400
5 CorePro LEDLusterND2-25W P45 E14 827 CLG	25	2	250	125	80	2700	15.000	45	80	E	929001238692	34774800
6 CorePro LEDLusterND2-25W P45 E27 827 CLG	25	2	250	125	80	2700	15.000	45	78	E	929001238792	34776200
7 CorePro LEDCandle ND 2.2-25W B35 E14 FRG	25	2.2	250	113	80	2700	15.000	35	97	E	929001345292	34679600
8 CorePro LEDCandleND 2.2-25W BA35 E14 FRG	25	2.2	250	113	80	2700	15.000	35	123	E	929001345892	34685700
9 CorePro LEDCandleND2.2-25W E14 840B35CLG	25	2.2	250	113	80	4000	15.000	35	97	E	929002023792	34734200
10 CorePro LEDLuster ND 2.2-25W P45 E14 FRG	25	2.2	250	113	80	2700	15.000	45	80	E	929001345492	34681900
11 CorePro LEDLuster ND 2.2-25W P45 E27 FRG	25	2.2	250	113	80	2700	15.000	45	78	E	929001345692	34683300
12 CorePro LEDLusterND2.2-25W E14 840P45CLG	25	2.2	250	113	80	4000	15.000	45	80	E	929002024092	34738000
13 CorePro LEDCandleND4.3-40W B22 827B35CLG	40	4.3	470	109	80	2700	15.000	35	93	F	929001889992	34728100
14 CorePro LEDCandleND4.3-40W E14 827B35CLG	40	4.3	470	109	80	2700	15.000	35	97	F	929001889792	34726700

LED candles & lusters

CorePro GLASS LED candles and lusters - Continued

www.philips.com/ledlamps



Product Type	Tradi	LED	Lumen	Efficacy	CRI	Color	Lifetime	Lamp	Total	EEL	12NC	EOC
	tional	W	Output	lm/W		Temp.	Hrs.	diameter	length			code
1 CorePro LEDCandleND4.3-40W E14 827B35FRG	40	4.3	470	109	80	2700	15.000	35	97	F	929001345392	34718200
2 CorePro LEDCandleND4.3-40W E14 840B35CLG	40	4.3	470	109	80	4000	15.000	35	97	F	929002024392	34740300
3 CorePro LEDLusterND4.3-40W E14 827P45CLG	40	4.3	470	109	80	2700	15.000	45	82	F	929001890492	34730400
4 CorePro LEDLusterND4.3-40W E14 827P45FRG	40	4.3	470	109	80	2700	15.000	45	80	F	929001345592	34720500
5 CorePro LEDLusterND4.3-40W E14 840P45CLG	40	4.3	470	109	80	4000	15.000	45	80	F	929002024692	34742700
6 CorePro LEDLusterND4.3-40W E27 827P45CLG	40	4.3	470	109	80	2700	15.000	45	82	F	929001890592	34732800
7 CorePro LEDLusterND4.3-40W E27 827P45FRG	40	4.3	470	109	80	2700	15.000	45	78	F	929001345792	34722900
8 CorePro LEDCandleND4.3-40WE14 827B35CLGUK	40	4.3	470	109	80	2700	15.000	35	97	F	929001889719	34726701
9 CorePro LEDCandle ND6.5-60W B35E14827CLG	60	6.5	806	124	80	2700	15.000	35	97	E	929002028092	34746500
10 CorePro LEDCandleND6.5-60W B35 E14827FRG	60	6.5	806	124	80	2700	15.000	35	97	E	929002028292	34750200
9 CorePro LEDCandleND6.5-60W B35 E14840CLG	60	6.5	806	124	80	4000	15.000	35	97	E	929002028192	34748900
10 CorePro LEDCandleND6.5-60W B35E14 865FRG	60	6.5	806	124	80	6500	15.000	35	97	E	929002028492	34754000
10 CorePro LEDCandleND6.5-60WB35 E14 840FRG	60	6.5	806	124	80	4000	15.000	35	97	E	929002028392	34752600
11 CorePro LEDLusterND6.5-60W P45 E14827CLG	60	6.5	806	124	80	2700	15.000	45	80	E	929002028592	34756400
4 CorePro LEDLusterND6.5-60W P45 E14827FRG	60	6.5	806	124	80	2700	15.000	45	80	E	929002028792	34760100
11 CorePro LEDLusterND6.5-60W P45 E14840CLG	60	6.5	806	124	80	4000	15.000	45	80	E	929002028692	34758800
4 CorePro LEDLusterND6.5-60W P45 E14840FRG	60	6.5	806	124	80	4000	15.000	45	80	E	929002028892	34762500
4 CorePro LEDLusterND6.5-60W P45 E14865FRG	60	6.5	806	124	80	6500	15.000	45	80	E	929002028992	34764900
12 CorePro LEDLusterND6.5-60W P45 E27827CLG	60	6.5	806	124	80	2700	15.000	45	78	E	929002029092	34766300
7 CorePro LEDLusterND6.5-60W P45 E27827FRG	60	6.5	806	124	80	2700	15.000	45	78	E	929002029292	34768700
7 CorePro LEDLusterND6.5-60W P45 E27840FRG	60	6.5	806	124	80	4000	15.000	45	78	E	929002029392	34770000

LED candles & lusters

CorePro Plastic LEDcandles & lusters

www.philips.com/ledlamps



Product Type	Tradi	LED	Lumen	Efficacy	CRI	Color	Lifetime	Lamp	Total	EEL	12NC	EOC
	tional	W	Output	lm/W		Temp.	Hrs.	diameter	length			code
	W	W	lm	lm/W		K						
1 CorePro LEDcandle ND 2.8-25W E14 827 B35 FR	25	2.8	250	89	80	2700	15.000	35	106	F	929002966802	31240100
2 CorePro LEDcandle ND 2.8-25W E14 840 B35 FR	25	2.8	250	89	80	4000	15.000	35	106	F	929002967402	31246300
3 CorePro lustre ND 2.8-25W E14 827 P45 FR	25	2.8	250	89	80	2700	15.000	35	106	F	929002967102	31244900
3 CorePro lustre ND 2.8-25W E14 840 P45 FR	25	2.8	250	89	80	4000	15.000	45	88	F	929002967702	31248700
4 CorePro lustre ND 2.8-25W E27 827 P45 FR	25	2.8	250	89	80	2700	15.000	45	88	F	929002966902	31242500
1 CorePro LEDcandle ND 5-40W E14 827 B35 FR	40	5	470	94	80	2700	15.000	45	87	F	929002968402	31250000
2 CorePro LEDcandle ND 5-40W E14 840 B35 FR	40	5	470	94	80	4000	15.000	38	114	F	929002968802	31254800
2 CorePro LEDcandle ND 5-40W E14 865 B35 FR	40	5	470	94	80	6500	15.000	35	106	F	929002969202	31258600
3 CorePro lustre ND 5-40W E14 827 P45 FR	40	5	470	94	80	2700	15.000	45	87	F	929002969602	31264700
3 CorePro lustre ND 5-40W E14 840 P45 FR	40	5	470	94	80	4000	15.000	45	88	F	929002970002	31268500
3 CorePro lustre ND 5-40W E14 865 P45 FR	40	5	470	94	80	6500	15.000	45	88	F	929002970402	31272200
5 CorePro Lustre ND 5-40W E27 827 P45 FR	40	5	470	94	80	2700	15.000	45	88	F	929002969402	31262300
6 CorePro LEDcandle ND 7-60W E14 827 B38 FR	60	7	806	115	80	2700	15.000	38	114	E	929002972502	31296800
6 CorePro LEDcandle ND 7-60W E14 840 B38 FR	60	7	806	115	80	4000	15.000	38	114	E	929002972702	31298200
6 CorePro LEDcandle ND 7-60W E14 865 B38 FR	60	7	806	115	80	6500	15.000	48	93	E	929002972902	31300200
7 CorePro lustre ND 7-60W E14 827 P48 FR	60	7	806	115	80	2700	15.000	48	93	E	929002973102	31304000
7 CorePro lustre ND 7-60W E14 840 P48 FR	60	7	806	115	80	4000	15.000	48	95	E	929002973302	31308800
7 CorePro lustre ND 7-60W E14 865 P48 FR	60	7	806	115	80	6500	15.000	35	106	E	929002973502	31310100
8 CorePro lustre ND 7-60W E27 827 P48 FR	60	7	806	115	80	2700	15.000	48	95	E	929002973002	31302600
8 CorePro lustre ND 7-60W E27 840 P48 FR	60	7	806	115	80	4000	15.000	48	95	E	929002973202	31306400

LED candles & lusters

CorePro Plastic LED Specialties

www.philips.com/ledlamps



12 PACK E14

Product Type	Tradi	LED	Lumen	Efficacy	Beam	CRI	Color	Lifetime	Lamp	Total	EEL	12NC	EOC
	tional	W	Output	lm/W	Angle		Temp.	Hrs.	diameter	length			code
1 Corepro LED T25 ND 1.7-15W E14 827	15	1.7	150	88	240	80	2700	15.000	25	59	F	929001325702	38986100
2 Corepro LED T25 ND 3.2-25W E14 827	25	3.2	250	78	160	80	2700	15.000	25	71	G	929001325802	38984700

MASTER UltraEfficient LED candles and lusters

www.philips.com/ledlamps



10 PACK E14

	Product Type	Tradi	LED	Lumen	Efficacy	CRI	Color	Lifetime	Lamp	Total	EEL	12NC	EOC
		tional	W	Output	lm/W		Temp.	Hrs.	diameter	length			code
NEW	MAS LEDCandleND2.3-40W E14 830B35 CLG UE	40	2.3	485	210	80	3000	50.000	35	125	A	929003480802	43595700
NEW	MAS LEDCandleND2.3-40W E14 840B35 CLG UE	40	2.3	485	210	80	4000	50.000	35	125	A	929003480902	43597100

LED candles & lusters

MASTER Value Decorative LED candles and lusters

www.philips.com/ledlamps



Product Type	Tradi	LED	Lumen	Efficacy	Dimmable	CRI	Color	Lifetime	Lamp	Total	12NC	EOC
	tional		Output				Temp.					
	W	W	lm	lm/W			K	Hrs.				
1 MAS VLE LEDCandleD2.5-15WE14 B35GOLDSP G	15	2.5	136	54	Only with specifc dimmers	80	1800	15.000	36	95	929002983202	31603400
2 MAS VLE LEDBulbD 2.6-15W E27 GOLDP45SP G	15	2.6	136	52	Only with specifc dimmers	80	1800	15.000	46	80	929002983402	31607200
3 MAS VLE LEDLusterD 2.6-15W E14 P45 SP G	15	2.6	136	52	Only with specifc dimmers	80	1800	15.000	46	80	929002983302	31605800

LED candles & lusters

MASTER GLASS LED candles and lusters

www.philips.com/ledlamps



	Product Type	Tradi	LED	Lumen	Efficacy	Dimmable	CRI	Color	Lifetime	Lamp	Total	EEL	12NC	EOC
		tional		Output				Temp.	Hrs.	diameter	length			
		W	W	lm	lm/W			K						
NEW	1 MAS LEDCandleDT2.5-25W B22 B35 CL G	25	2.5	340	136	Only with specific dimmers	90	2200-2700	25.000	35	94	D	929003071202	47773500
NEW	2 MAS LEDCandleDT2.5-25W E14 B35 CL G	25	2.5	340	136	Only with specific dimmers	90	2200-2700	25.000	35	97	D	929003071982	44935000
NEW	3 MAS LEDCandleDT2.5-25W E14 BA35 CL G	25	2.5	340	136	Only with specific dimmers	90	2200-2700	25.000	35	119	D	929003071302	47771100
NEW	4 MAS LEDLusterDT2.5-25W E14 927 P45CL G	25	2.5	340	136	Only with specific dimmers	90	2200-2700	25.000	45	80	D	929003012082	44937400
NEW	5 MAS LEDLusterDT2.5-25W E27 927 P45CL G	25	2.5	340	136	Only with specific dimmers	90	2200-2700	25.000	45	78	D	929003012182	44939800
NEW	6 MAS LEDCandleDT3.4-40W B15 927 B35CL G	40	3.4	470	138	Only with specific dimmers	90	2200-2700	25.000	35	96	D	929003012582	44947300
NEW	7 MAS LEDCandleDT3.4-40W B22 927 B35CL G	40	3.4	470	138	Only with specific dimmers	90	2200-2700	25.000	35	94	D	929003012482	44945900
NEW	8 MAS LEDCandleDT3.4-40W E14 927 B35CL G	40	3.4	470	138	Only with specific dimmers	90	2200-2700	25.000	35	97	D	929003012282	44941100
NEW	9 MAS LEDCandleDT3.4-40W E14927 BA35CL G	40	3.4	470	138	Only with specific dimmers	90	2200-2700	25.000	35	119	D	929003013082	44949700
NEW	10 MAS LEDCandleDT3.4-40W E27 927 B35CL G	40	3.4	470	138	Only with specific dimmers	90	2200-2700	25.000	35	95	D	929003012382	44943500
NEW	8 MAS LEDCandleDT3.4-40WE14 927B35CLGUK	40	3.4	470	138	Only with specific dimmers	90	2200-2700	25.000	35	97	D	929003012242	46661600
NEW	11 MAS LEDLusterDT3.4-40W E14 927 P45CL G	40	3.4	470	138	Only with specific dimmers	90	2200-2700	25.000	45	80	D	929003013182	44951000
NEW	12 MAS LEDLusterDT3.5-40W E27 927 P45CL G	40	3.4	470	138	Only with specific dimmers	90	2200-2700	25.000	45	78	D	929003013282	44953400
NEW	13 MAS LEDLusterDT3.5-40W E27 927 P45FR G	40	3.4	470	138	Only with specific dimmers	90	2200-2700	25.000	45	78	D	929003013682	44955800
NEW	7 MAS LEDCandleDT5.9-60W B22 927 B35 CL G	60	5.9	806	136	Only with specific dimmers	90	2200-2700	25.000	35	94	D	929003014082	44959600
NEW	8 MAS LEDCandleDT5.9-60W E14 927 B35 CL G	60	5.9	806	136	Only with specific dimmers	90	2200-2700	25.000	35	97	D	929003013982	44957200
NEW	14 MAS LEDLusterDT5.9-60W B22 927 P45CL G	60	5.9	806	136	Only with specific dimmers	90	2200-2700	25.000	45	77	D	929003014282	44963300
NEW	11 MAS LEDLusterDT5.9-60W E14 927 P45 CL G	60	5.9	806	136	Only with specific dimmers	90	2200-2700	25.000	45	80	D	929003014182	44961900
NEW	12 MAS LEDLusterDT5.9-60W E27 927 P45CL G	60	5.9	806	136	Only with specific dimmers	90	2200-2700	25.000	45	78	D	929003014382	44965700

LED candles & lusters

MASTER Value GLASS LED candles and lusters

www.philips.com/ledlamps



Product Type	Tradi	LED	Lumen	Efficacy	Dimmable	CRI	Color	Lifetime	Lamp	Total	EEL	12NC	EOC
	tional	W	Output	lm/W			Temp.						
	W	W	lm	lm/W			K	Hrs.					
1 MASTER VLE LEDCandleDT2.5-25W E14 B35CL G	25	2.5	340	136	Only with specific dimmers	90	2200-2700	15.000	35	97	D	929003011902	32505000
2 MASTER VLE LEDLusterDT2.5-25W E14 927P45CLG	25	2.5	340	136	Only with specific dimmers	90	2200-2700	15.000	45	80	D	929003012002	32507400
3 MASTER VLE LEDLusterDT2.5-25W E27 927P45CLG	25	2.5	340	136	Only with specific dimmers	90	2200-2700	15.000	45	78	D	929003012102	32509800
4 MASTER VLE LEDCandleD3.4-40W E14 B35 927CLG	40	3.4	470	138	Only with specific dimmers	90	2700	15.000	35	97	D	929003059502	35543900
5 MASTER VLE LEDCandleD3.4-40W E14 B35 927FRG	40	3.4	470	138	Only with specific dimmers	90	2700	15.000	35	97	D	929003059702	35545300
6 MASTER VLE LEDCandleDT3.4-40W B15 927B35CLG	40	3.4	470	138	Only with specific dimmers	90	2200-2700	15.000	35	96	D	929003012502	32517300
7 MASTER VLE LEDCandleDT3.4-40W B22 927B35CLG	40	3.4	470	138	Only with specific dimmers	90	2200-2700	15.000	35	94	D	929003012402	32515900
8 MASTER VLE LEDCandleDT3.4-40W E14 927B35CLG	40	3.4	470	138	Only with specific dimmers	90	2200-2700	15.000	35	97	D	929003012202	32511100
9 MASTER VLE LEDCandleDT3.4-40W E14927BA35CLG	40	3.4	470	138	Only with specific dimmers	90	2200-2700	15.000	35	119	D	929003013002	32519700
10 MASTER VLE LEDCandleDT3.4-40W E27 927B35CLG	40	3.4	470	138	Only with specific dimmers	90	2200-2700	15.000	35	95	D	929003012302	32513500
11 MASTER VLE LEDLusterD3.4-40W E14 P45 927CLG	40	3.4	470	138	Only with specific dimmers	90	2700	15.000	45	80	D	929003060002	35547700
12 MASTER VLE LEDLusterD3.4-40W E14 P45 927FRG	40	3.4	470	138	Only with specific dimmers	90	2700	15.000	45	80	D	929003060202	35549100
13 MASTER VLE LEDLusterD3.4-40W E27 P45 927CLG	40	3.4	470	138	Only with specific dimmers	90	2700	15.000	45	78	D	929003060402	35551400
14 MASTER VLE LEDLusterD3.4-40W E27 P45 927FRG	40	3.4	470	138	Only with specific dimmers	90	2700	15.000	45	78	D	929003060602	35553800

LED candles & lusters

MASTER Value GLASS LED candles and lusters - Continued

www.philips.com/ledlamps



Product Type	Tradi	LED	Lumen	Efficacy	Dimmable	CRI	Color	Lifetime	Lamp	Total	EEL	12NC	EOC
	tional	W	Output	Im/W			Temp.	Hrs.	diameter	length			
1 MASTER VLE LEDLusterDT3.4-40W E14 927P45CLG	40	3.4	470	138	Only with specific dimmers	90	2200-2700	15.000	45	80	D	929003013102	32521000
2 MASTERVLE LEDCandleDT3.4-40WE14 927B35CLGU	40	3.4	470	138	Only with specific dimmers	90	2200-2700	15.000	35	97	D	929003012298	32511101
3 MASTER VLE LEDLusterDT3.5-40W E27 927P45CLG	40	3.5	470	134	Only with specific dimmers	90	2200-2700	15.000	45	78	D	929003013202	38774400
4 MASTER VLE LEDLusterDT3.5-40W E27 927P45FRG	40	3.5	470	134	Only with specific dimmers	90	2200-2700	15.000	45	78	D	929003013602	38800000

LED candles & lusters

MASTER Plastic LEDcandles & lusters

www.philips.com/ledlamps



Product Type	Tradi	LED	Lumen	Efficacy	Dimmable	CRI	Color	Lifetime	Lamp	Total	EEL	12NC	EOC
	tional	W	Output	lm/W			Temp.						
	W	W	lm	lm/W			K	Hrs.					
1 MASTER LEDcandle DT 2.8-25W B22 B38 CL	25	2.8	250	89	Only with specific dimmers	80	2200-2700	25.000	38	111	F	929002490502	30610300
2 MASTER LEDcandle DT 2.8-25W E14 B38 CL	25	2.8	250	89	Only with specific dimmers	80	2200-2700	25.000	38	113	F	929002490402	30602800
3 MASTER LEDcandle DT 2.8-25W E14 BA38 CL	25	2.8	250	89	Only with specific dimmers	80	2200-2700	25.000	38	129	F	929002490602	30604200
4 MASTER LEDlustre DT 2.8-25W E14 P48 CL	25	2.8	250	89	Only with specific dimmers	80	2200-2700	25.000	50	95	F	929002490702	30606600
5 MASTER LEDlustre DT 2.8-25W E27 P48 CL	25	2.8	250	89	Only with specific dimmers	80	2200-2700	25.000	50	93	F	929002490802	30608000
6 MASTER LEDcandle DT 5.5-40W B15 B38 CL	40	5.5	470	85	Only with specific dimmers	80	2200-2700	25.000	38	113	F	929002490902	30612700
6 MASTER LEDcandle DT 5.5-40W B15 B38 CL UK	40	5.5	470	85	Only with specfic dimmers	80	2200-2700	25.000	38	113	F	929002490999	30612701
1 MASTER LEDcandle DT 5.5-40W B22 B38 CL	40	5.5	470	85	Only with specific dimmers	80	2200-2700	25.000	38	111	F	929002491102	30622600
1 MASTER LEDcandle DT 5.5-40W B22 B38 CL UK	40	5.5	470	85	Only with specfic dimmers	80	2200-2700	25.000	38	111	F	929002491199	30622601
2 MASTER LEDcandle DT 5.5-40W E14 B38 CL	40	5.5	470	85	Only with specific dimmers	80	2200-2700	25.000	38	113	F	929002491002	30614100
2 MASTER LEDcandle DT 5.5-40W E14 B38 CL UK	40	5.5	470	85	Only with specfic dimmers	80	2200-2700	25.000	38	113	F	929002491099	30614101
3 MASTER LEDcandle DT 5.5-40W E14 BA38 CL	40	5.5	470	85	Only with specific dimmers	80	2200-2700	25.000	38	129	F	929002491302	30616500
7 MASTER LEDcandle DT 5.5-40W E27 B38 CL	40	5.5	470	85	Only with specific dimmers	80	2200-2700	25.000	38	112	F	929002491202	30638700
7 MASTER LEDcandle DT 5.5-40W E27 B38 CL UK	40	5.5	470	85	Only with specfic dimmers	80	2200-2700	25.000	38	112	F	929002491299	30638701
8 MASTER LEDlustre DT 5.5-40W B22 P48 CL	40	5.5	470	85	Only with specific dimmers	80	2200-2700	25.000	50	93	F	929002491502	30636300
4 MASTER LEDlustre DT 5.5-40W E14 P48 CL	40	5.5	470	85	Only with specific dimmers	80	2200-2700	25.000	50	95	F	929002491402	30618900
5 MASTER LEDlustre DT 5.5-40W E27 P48 CL	40	5.5	470	85	Only with specific dimmers	80	2200-2700	25.000	50	93	F	929002491602	30620200
9 MASTER LEDcandle DT 8-60W B40 E14 827 CL	60	8	806	100	Only with specific dimmers	80	2200-2700	25.000	42	127	F	929002491702	30640000
10 MASTER LEDlustre DT 8-60W P50 E14 827 CL	60	8	806	100	Only with specific dimmers	80	2200-2700	25.000	54	109	F	929002491802	30642400

Real pros have the perfect LED tube for every job

Simplicity and ultra-efficiency make Philips LED tubes the quickest and easiest way to upgrade to LED for immediate energy savings over a long and reliable lifetime.

We have an LED tube for every application: bright easy-to-fit tubes that last and last. All our LED tubes have the industry's lowest failure rates for ultra reliable operation and lifetime – and they won't flicker or cause glare.

Our range has the widest ballast compatibility in the market, including the great majority of 600, 1200 and 1500mm versions.

Choose CorePro LEDtubes for everyday replacement of fluorescent tubes in general applications. The MASTER Value range offers strong performance in

more demanding applications with intense usage, while the MASTER range is the right choice for every project that calls for best in class performance. MasterConnect LEDtubes are Interact Ready and can be integrated into smart lighting systems for personal and automated light control.

All Philips LED tubes offer safe and hassle-free installation with a simple tube-for-tube replacement. Our EM/Mains, InstantFit HF and universal tubes fit straight into existing luminaires.



Fast and easy installation

Philips LED tubes are true retro-fit, making it the fastest-to-install solution.



Hassle-free compatibility

- No wires to replace or drivers to change
- InstantFit solutions work with HF electronic ballasts
- Universal LED tubes available – compatible with all ballast types



Pin safety

- Safe to touch the end cap when installing
- Integrated driver isolated from touchable parts
- Meets UL and IEC pin safety requirements



Trusted performance

- Low early failures
- Warranty up to 10 years
- High resistance to switching cycles

Contents

Interact Ready

CoreLine

Ledinaire

LED spots

LED bulbs

LED candles & lusters

LED tubes

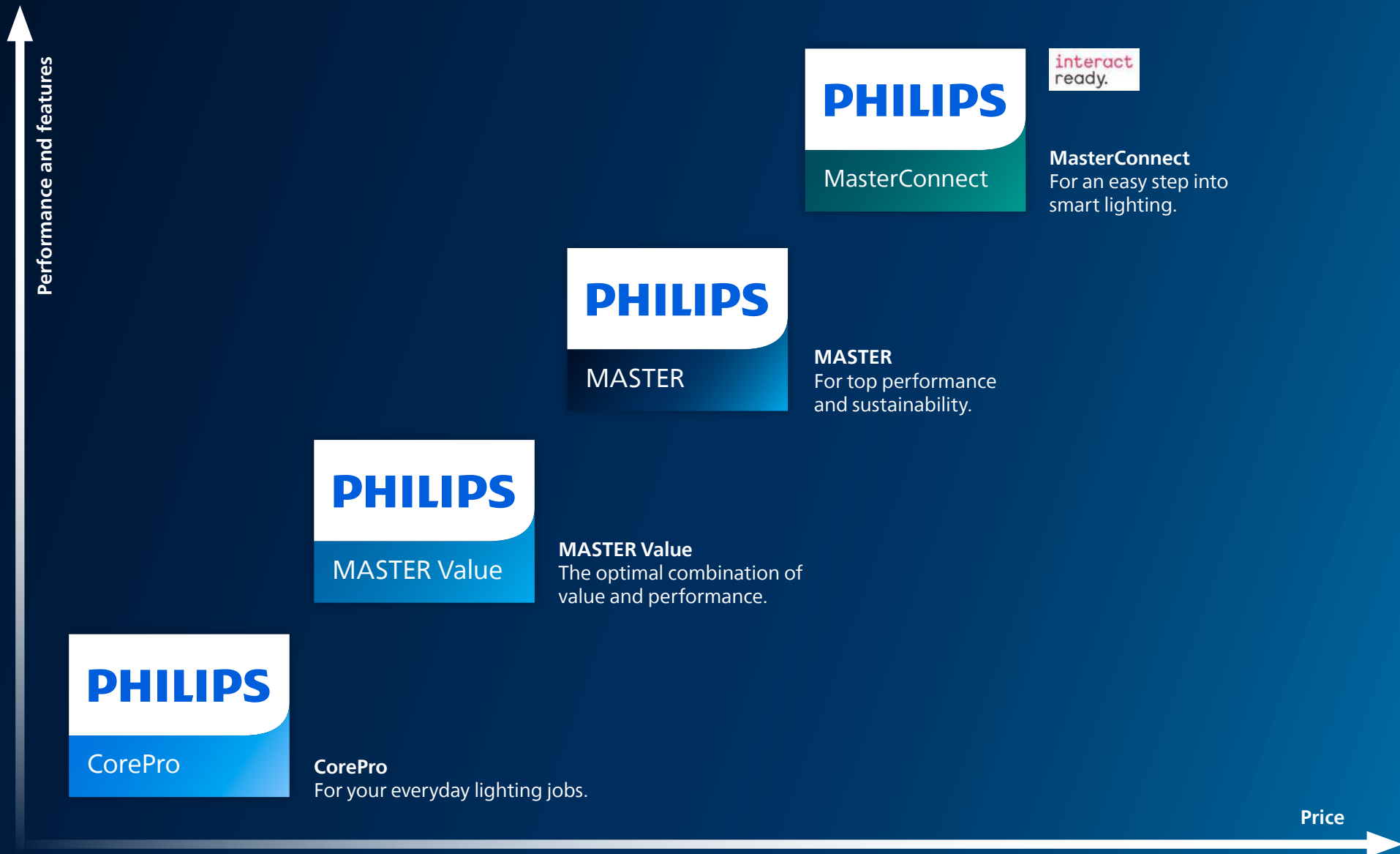
LED PL-lamps

TrueForce



Finding the right LED tubes for different plans, needs and budgets is easy with the extensive Philips portfolio. It ensures that you always have a quality solution at the price you want.

Range tiering



Real pros help their customers realize ultra energy savings



Introducing the Philips MASTER LEDtube Ultra Efficient T8: our most energy efficient LED tube yet.

Are your customers worried about their energy costs?

With energy cost going through the roof, many companies are more aware of their energy consumption than ever. Lighting on average represents up to 25% of electricity consumption in buildings², so there is much to gain. Did you know there is great potential to save energy, even if you already have LED lights?

With the new Philips Ultra Efficient LEDtube you have the perfect retrofit lamp to help your customers save energy and money with high-quality, long-lasting and ultra energyefficient LED.

Unbeatable arguments for your customers

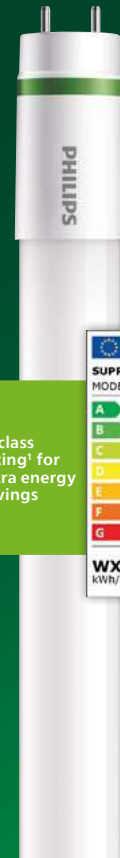
- Saves up to 44% in energy costs compared to standard LED tubes³
- Ultra long lifetime of 100,000 hours – more than 3x longer than standard LED tubes
- Less than 5 months payback time compared with fluorescent tubes
- 10 years warranty

The Philips MASTER LEDtube Ultra Efficient is also available with a class B energy rating¹. To learn more visit: www.philips.com/ledtube

¹ According to the updated European Energy Labelling Regulation (09/2021)

² According to Signify modeling and market intelligence data

³ Standard LED tubes' refers to Philips CorePro LEDtube EM/mains Ultra Output operating on direct mains



A-class rating¹ for ultra energy savings

Real pros choose light that looks good on camera



Introducing the new camera friendly feature for MASTER LEDtube EM/Mains T8 and InstantFit HF T8. This innovative product design ensures no visible flicker on camera, giving you assurance of a dependable light source when working with cameras³

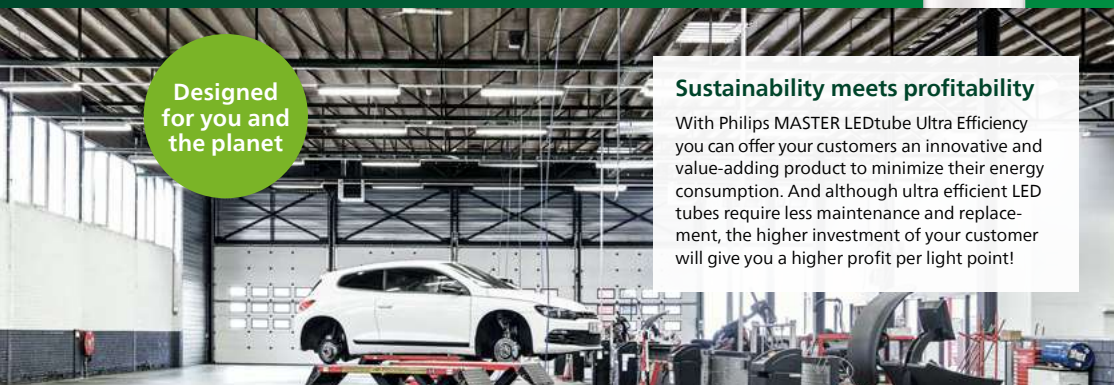
New camera friendly feature in detail

You may have experienced this occasionally – the light looks perfect to your eyes but flickers on the screen when filming a video. In high power factor LED product, the ripple current through LEDs brings fast change in light, which will not be detected by human eyes. However in case the light and camera shutter are out of sync, it might be captured on the screen.

The use of cameras (phone/digital camera/webcam/security camera etc.) has become part of our daily lives and now more than ever, means that we need light that also looks good on camera. Perfect for use in office, retail, industry or education. The Philips MASTER range brings light quality to a next level. With this update you can still rely on the top performance features for this range.

Key Benefits:

- Up to 3700lm ultra light output with best-in-class energy efficiency
- Truly shatterproof according to IEC 61549 thanks to plastic design
- Rotatable end-caps for maximized installation flexibility
- Higher flux through smaller beam angle
- Up to 75,000 hrs lifetime which greatly reduce replacement cycles



Designed for you and the planet

Sustainability meets profitability

With Philips MASTER LEDtube Ultra Efficiency you can offer your customers an innovative and value-adding product to minimize their energy consumption. And although ultra efficient LED tubes require less maintenance and replacement, the higher investment of your customer will give you a higher profit per light point!

[1] Including MASTER LEDtube EM/Mains T8 High Output, Ultra Output.

[2] Performance is ballast dependent. More details can be found in published ballast compatibility list.

[3] Tested in Signify lab with most commonly used consumer phone, PC and CCTV cameras with frequency<=2kHz*

For warranty conditions, visit www.lighting.philips.com/main/support/support/warranty

Real pros choose Dimmable lights

Philips MASTER LEDtube InstantFit HF T5 is equipped with our latest technology breakthrough.

IP protected 'Super Compatibility' design enables compatibility with various ballast types, including dimming ballast!



PHILIPS

LED tubes

Discover 3 reasons to switch now!

Real pros change to LEDtubes now

The new, easy-to-install Philips CorePro LEDtube Ultra Output T8.



Product highlights

Safe Installation

Pin safety for safe installation

True Retrofit, True T5 Shape

Both the end-cap and the tube have a true T5 shape. This ensures 100% fitting into existing luminaire.

No Bending

No bending issues any more thanks to the solid Glass Design



High Comfort Light with reduced glare

Industry leading ballast compatibility with

- fixed output ballast
- intelligent/multi-watt ballast
- dimming ballast (DALI, 1-10V)

Typical use cases



Office Space

Office space with dimming capability for comfortable light at any moment.



Industry

Increase your energy saving without any hassle.



Classroom

Optimize comfort by adjusting the light level for every task.



Retail

Optimize shelf lighting hassle free with LED lighting.

With the new Philips CorePro LEDtube Ultra Output T8, making the switch from fluorescent to energy- and cost-saving LED is fast, easy, and hassle-free. Plus there are plenty of additional good reasons to switch:



1. Fluorescent tubes to be banned soon

- Fluorescent T8 tubes will be phased out from August 24, 2023 due to EU regulations¹
- Be best prepared for the switch to LED with Philips LED tubes!

2. Save money straight away

- Saves up to 56% energy compared to a conventional fluorescent equivalence
- Philips LEDtubes pay for themselves within a few months
- Twice the lifetime of fluorescent means less maintenance – and with that an even better overall TCO

3. Hassle-free 1-to-1 replacement

- True retrofit, making it the fastest-to-install solution saving you time and money
- Designed for EM ballast operation, and if needed on direct mains
- Fits straight into existing luminaires

Switching to LED tubes always pays off

Philips LED tubes provide you with unbeatable quality, easy-to-install solutions for every application. It was never easier to switch to LED.

- Available in many sizes
- Substantial energy savings
- Long lifetime and low maintenance
- Ultra bright, flicker-free output
- Various color temperatures available
- No toxic materials, e.g. mercury



Scan the code for more information on product details, EU regulations and TCO calculations or visit: www.philips.com/ledtube

¹ According to the RoHS (Reduction of Hazardous Substances) directive and European Single Lighting Regulation. Products already placed on the market may still be sold after these dates, but they may not be placed on the market.



LED tubes

MASTER LEDtube T8 Ultra Efficient

www.philips.com/ledtube



10 PACK


	Product Type	LED	Lumen Output	Efficiency	Beam Angle	CRI	Color Temp.	Lifetime	Lamp diameter	Total length	EEL	12NC	EOC code
		W	lm	lm/W	°		K	Hrs.					
NEW	MAS LEDtube 1200mm UE 11.9W 840 T8 EELA	11.9	2500	210	160	80	4000	100.000	25.8	1200	A	929003482202	43166900
	MAS LEDtube 1200mm UE 13.5W 840 T8	13.5	2500	185	160	80	4000	70.000	25.8	1200	B	929003067002	33972900
	MAS LEDtube 1200mm UE 13.5W 865 T8	13.5	2500	185	160	80	6500	70.000	25.8	1200	B	929003067102	33974300
NEW	MAS LEDtube 1500mm UE 17.6W 840 T8 EELA	17.6	3700	210	160	80	4000	100.000	25.8	1500	A	929003482302	43168300
	MAS LEDtube 1500mm UE 20W 840 T8	20	3700	185	160	80	4000	70.000	25.8	59-1/16 in	B	929003067202	33976700
	MAS LEDtube 1500mm UE 20W 865 T8	20	3700	185	160	80	6500	70.000	25.8	1500	B	929003067302	33978100



LED tubes

MASTER LEDtube EM/Mains T8

www.philips.com/ledtube



10/40 PACK

Product Type	LED	Lumen Output	Efficiency	Beam Angle	CRI	Color Temp.	Lifetime	Lamp diameter	Total length	EEL	12NC	EOC code
	W	lm	lm/W	°		K	Hrs.					
1 MASTER LEDtube 600mm HO 8W830 T8	8	1000	125	160	83	3000	75.000	25.78	600	E	929001307002	69747400
1 MASTER LEDtube 600mm HO 8W840 T8	8	1050	131	160	83	4000	75.000	25.78	600	E	929001307102	69749800
1 MASTER LEDtube 600mm HO 8W865 T8	8	1050	131	160	83	6500	75.000	25.78	600	E	929001307202	69751100
1 MASTER LEDtube 900mm HO 12W 840 T8	12	1575	131	160	80	4000	75.000	25.78	900	E	929001298402	68708600
1 MASTER LEDtube 900mm HO 12W 865 T8	12	1575	131	160	80	6500	75.000	25.78	900	E	929001298502	68710900
2 MASTER LEDtube 1200mm HO 12.5W 830 T8	12.5	2000	160	160	80	3000	75.000	25.8	1200	C	929001922602	59235600
2 MASTER LEDtube 1200mm HO 12.5W 840 T8	12.5	2100	168	160	80	4000	75.000	25.8	1200	C	929001922702	59237000
2 MASTER LEDtube 1200mm HO 12.5W 865 T8	12.5	2100	168	160	80	6500	75.000	25.8	1200	C	929001922802	59239400
3 MASTER LEDtube 1200mm UO 14.7W 830 T8	14.7	2300	156	160	80	3000	75.000	25.8	1200	D	929002998202	31656000
3 MASTER LEDtube 1200mm UO 14.7W 840 T8	14.7	2500	170	160	80	4000	75.000	25.8	1200	C	929002998302	31658400
3 MASTER LEDtube 1200mm UO 14.7W 865 T8	14.7	2500	170	160	80	6500	75.000	25.8	1200	C	929002998402	31660700
4 MASTER LEDtube 1050mm 16W 830 T8	16	2300	143	160	80	3000	75.000	25.8	1100	D	929001375602	72855000
2 MASTER LEDtube 1050mm 16W 840 T8	16	2500	156	160	80	4000	75.000	25.8	1100	D	929001961102	61602100
2 MASTER LEDtube 1500mm HO 18.2W 830 T8	18.2	2900	159	160	80	3000	75.000	25.8	1500	D	929001922902	59241700
2 MASTER LEDtube 1500mm HO 18.2W 840 T8	18.2	3100	170	160	80	4000	75.000	25.8	1500	C	929001923002	59243100
2 MASTER LEDtube 1500mm HO 18.2W 865 T8	18.2	3100	170	160	80	6500	75.000	25.8	1500	C	929001923102	59245500
3 MASTER LEDtube 1500mm UO 21.7W 830 T8	21.7	3400	156	160	80	3000	75.000	25.8	1500	D	929002998502	31662100
3 MASTER LEDtube 1500mm UO 21.7W 840 T8	21.7	3700	170	160	80	4000	75.000	25.8	59-1/16 in	C	929002998602	31664500
3 MASTER LEDtube 1500mm UO 21.7W 865 T8	21.7	3700	170	160	80	6500	75.000	25.8	1500	C	929002998702	31666900
5 MASTER LEDtube Starter EMP GenIII						-					929003481702	48537200

NEW



LED tubes

MASTER Value LEDtube EM/mains T8

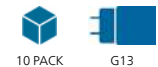

www.philips.com/ledtube



Product Type	LED	Lumen Output	Efficiency	Beam Angle	CRI	Color Temp.	Lifetime	Lamp diameter	Total length	EEL	12NC	EOC code
	W	lm	lm/W	°		K	Hrs.					
1 MASTER LEDtube VLE 600mm HO 8W 830 T8	8	1000	125	190	80	3000	60.000	25.8	600	E	929002021102	64679000
1 MASTER LEDtube VLE 600mm HO 8W 840 T8	8	1050	131	190	80	4000	60.000	25.8	600	E	929002021202	64681300
1 MASTER LEDtube VLE 600mm HO 8W 865 T8	8	1050	131	190	80	6500	60.000	25.8	23-5/8 in	E	929002021302	64683700
2 MASTER LEDtube VLE 1200mm HO 14W 830 T8	14	2000	142	190	80	3000	60.000	25.8	1200	D	929002021402	64685100
2 MASTER LEDtube VLE 1200mm HO 14W 840 T8	14	2100	150	190	80	4000	60.000	25.8	1200	D	929002021502	64687500
2 MASTER LEDtube VLE 1200mm HO 14W 865 T8	14	2100	150	190	80	6500	60.000	25.8	47-1/4 in	D	929002021602	64689900
2 MASTER LEDtube VLE 1200mm UO 15.5W 830 T8	15.5	2300	148	190	80	3000	60.000	25.8	1200	D	929002997602	31680500
2 MASTER LEDtube VLE 1200mm UO 15.5W 840 T8	15.5	2500	161	190	80	4000	60.000	25.8	1200	C	929002997702	31682900
2 MASTER LEDtube VLE 1200mm UO 15.5W 865 T8	15.5	2500	161	190	80	6500	60.000	25.8	1200	C	929002997802	31684300
3 MASTER LEDtube VLE 1500mm HO 20.5W 830 T8	20.5	2900	141	190	80	3000	60.000	25.8	1500	D	929002021702	64691200
3 MASTER LEDtube VLE 1500mm HO 20.5W 840 T8	20.5	3100	151	190	80	4000	60.000	25.8	1500	D	929002021802	64693600
3 MASTER LEDtube VLE 1500mm HO 20.5W 865 T8	20.5	3100	151	190	80	6500	60.000	25.8	1500	D	929002021902	64695000
2 MASTER LEDtube VLE 1500mm UO 23W 830 T8	23	3400	147	190	80	3000	60.000	25.8	1500	D	929002997902	31686700
2 MASTER LEDtube VLE 1500mm UO 23W 840 T8	23	3700	160	190	80	4000	60.000	25.8	1500	C	929002998002	31688100
2 MASTER LEDtube VLE 1500mm UO 23W 865 T8	23	3700	160	190	80	6500	60.000	25.8	1500	C	929002998102	31690400

MASTER Value LEDtube Universal T8

www.philips.com/ledtube




Product Type	LED	Lumen Output	Efficiency	Beam Angle	CRI	Color Temp.	Lifetime	Lamp diameter	Total length	EEL	12NC	EOC code
	W	lm	lm/W	°		K	Hrs.					
MAS LEDtube VLE UN 1200mm UO 15.5W830 T8	15.5	2300	148	190	80	3000	60.000	26	47-1/4 in	D	929002997002	31668300
MAS LEDtube VLE UN 1200mm UO 15.5W840 T8	15.5	2500	161	190	80	4000	60.000	26	1200	C	929002997102	31670600
MAS LEDtube VLE UN 1200mm UO 15.5W865 T8	15.5	2500	161	190	80	6500	60.000	26	1200	C	929002997202	31672000
MAS LEDtube VLE UN 1500mm UO 23W830 T8	23	3400	147	190	80	3000	60.000	26	1500	D	929002997302	31674400
MAS LEDtube VLE UN 1500mm UO 23W840 T8	23	3700	160	190	80	4000	60.000	26	1500	C	929002997402	31676800
MAS LEDtube VLE UN 1500mm UO 23W865 T8	23	3700	160	190	80	6500	60.000	26	1500	C	929002997502	31678200

LED tubes

MASTER LEDtube InstantFit HF T8

www.philips.com/ledtube



10/20 PACK

	Product Type	LED	Lumen Output	Efficiency	Beam Angle	Dimmable	CRI	Color Temp.	Lifetime	Lamp diameter	Total length	EEL	12NC	EOC code
		W	lm	lm/W	°			K	Hrs.					
NEW	1 MASTER LEDtube HF 600mm HO 8W830 T8	8	1000	125	160	No	80	3000	75.000	25.8	600	E	929001393132	46640100
NEW	1 MASTER LEDtube HF 600mm HO 8W840 T8	8	1050	131	160	No	80	4000	75.000	25.8	600	E	929001393232	46642500
NEW	1 MASTER LEDtube HF 600mm HO 8W865 T8	8	1050	131	160	No	80	6500	75.000	25.8	600	E	929001393332	46644900
NEW	2 MASTER LEDtube HF 1200mm HO 14W830 T8	14	2000	142	160	Yes - Check ballast compatibility	80	3000	75.000	25.8	1200	E	929003553402	46688300
NEW	2 MASTER LEDtube HF 1200mm HO 14W840 T8	14	2100	150	160	Yes - Check ballast compatibility	80	4000	75.000	25.8	1200	D	929003553502	46684500
NEW	2 MASTER LEDtube HF 1200mm HO 14W865 T8	14	2100	150	160	Yes - Check ballast compatibility	80	6500	75.000	25.8	1200	D	929003553602	46686900
	2 MASTER LEDtube HF 1200mm 14W 833 T8 FOOD	14	1000	71	160	No	80	3300	60.000	25.6	1200		929002479402	29616900
NEW	2 MASTER LEDtube HF 1200mm UO 16W830 T8	16	2350	146	160	Yes - Check ballast compatibility	80	3000	75.000	25.8	1200	D	929003554002	46700200
NEW	2 MASTER LEDtube HF 1200mm UO 16W840 T8	16	2500	156	160	Yes - Check ballast compatibility	80	4000	75.000	25.8	1200	D	929003554102	46696800
NEW	2 MASTER LEDtube HF 1200mm UO 16W865 T8	16	2500	156	160	Yes - Check ballast compatibility	80	6500	75.000	25.8	47-1/4 in	D	929003554202	46698200
NEW	2 MASTER LEDtube HF 1500mm HO 20W830 T8	20	2900	145	160	Yes - Check ballast compatibility	80	3000	75.000	25.8	59-1/16 in	E	929003553702	46694400
NEW	2 MASTER LEDtube HF 1500mm HO 20W840 T8	20	3100	155	160	Yes - Check ballast compatibility	80	4000	75.000	25.8	1500	D	929003553802	46690600
NEW	2 MASTER LEDtube HF 1500mm HO 20W865 T8	20	3100	155	160	Yes - Check ballast compatibility	80	6500	75.000	25.8	1500	D	929003553902	46692000
NEW	2 MASTER LEDtube HF 1500mm UO 24W830 T8	24	3500	145	160	Yes - Check ballast compatibility	80	3000	75.000	25.8	1500	D	929003554302	46706400
NEW	2 MASTER LEDtube HF 1500mm UO 24W840 T8	24	3700	154	160	Yes - Check ballast compatibility	80	4000	75.000	25.8	1500	D	929003554402	46702600
NEW	2 MASTER LEDtube HF 1500mm UO 24W865 T8	24	3700	154	160	Yes - Check ballast compatibility	80	6500	75.000	25.8	1500	D	929003554502	46704000



LED tubes

MASTER LEDtube InstantFit HF T5

www.philips.com/ledtube



Product Type	LED	Lumen Output	Efficiency	Beam Angle	Dimmable	CRI	Color Temp.	Lifetime	Lamp diameter	Total length	EEL	12NC	EOC code
	W	lm	lm/W	°			K	Hrs.					
1 Master LEDtube HF 600mm HE 8W 830 T5	8	1000	125	200	Yes - Check ballast compatibility	80	3000	60.000	15.5	23-5/8 in	E	929001390702	74323200
1 Master LEDtube HF 600mm HE 8W 840 T5	8	1050	131	200	Yes - Check ballast compatibility	80	4000	60.000	15.5	23-5/8 in	E	929001390802	74325600
1 Master LEDtube HF 600mm HE 8W 865 T5	8	1050	131	200	Yes - Check ballast compatibility	80	6500	60.000	15.5	600	E	929001390902	74327000
1 Master LEDtube HF 1200mm HE 16.5W 830 T5	16.5	2300	139	200	Yes - Check ballast compatibility	80	3000	60.000	15.5	1200	E	929001391002	74329400
1 Master LEDtube HF 1200mm HE 16.5W 840 T5	16.5	2500	151	200	Yes - Check ballast compatibility	80	4000	60.000	15.5	1200	D	929001391102	74331700
1 Master LEDtube HF 1200mm HE 16.5W 865 T5	16.5	2500	151	200	Yes - Check ballast compatibility	80	6500	60.000	15.5	1200	D	929001391202	74333100
1 Master LEDtube HF 1500mm HE 20W 830 T5	20	2800	140	200	Yes - Check ballast compatibility	80	3000	60.000	15.5	1500	E	929001391302	74335500
1 Master LEDtube HF 1500mm HE 20W 840 T5	20	3000	150	200	Yes - Check ballast compatibility	80	4000	60.000	15.5	1500	D	929001391402	74337900
1 Master LEDtube HF 1500mm HE 20W 865 T5	20	3000	150	200	Yes - Check ballast compatibility	80	6500	60.000	15.5	1500	D	929001391502	74339300
2 Master LEDtube HF 1200mm HO 26W 830 T5 OE	26	3700	142	200	Yes - Check ballast compatibility	80	3000	60.000	15.5	1200	E	929002352002	74951400
2 Master LEDtube HF 1200mm HO 26W 840 T5 OE	26	3900	150	200	Yes - Check ballast compatibility	80	4000	60.000	15.5	1200	D	929002352102	74953800
2 Master LEDtube HF 1200mm HO 26W 865 T5 OE	26	3900	150	200	Yes - Check ballast compatibility	80	6500	60.000	15.5	1200	D	929002352202	74955200
2 Master LEDtube HF 1500mm HO 26W 830 T5 OE	26	3700	142	200	Yes - Check ballast compatibility	80	3000	60.000	15.5	1500	E	929002352302	74957600
2 Master LEDtube HF 1500mm HO 26W 840 T5 OE	26	3900	150	200	Yes - Check ballast compatibility	80	4000	60.000	15.5	59-1/16 in	D	929002352402	74959000
2 Master LEDtube HF 1500mm HO 26W 865 T5 OE	26	3900	150	200	Yes - Check ballast compatibility	80	6500	60.000	15.5	1500	D	929002352502	74961300
3 Master LEDtube HF 1500mm UO 36W 830 T5	36	5200	144	200	Yes - Check ballast compatibility	80	3000	60.000	15.5	59-1/16 in	E	929003153902	41905600
3 Master LEDtube HF 1500mm UO 36W 840 T5	36	5600	155	200	Yes - Check ballast compatibility	80	4000	60.000	15.5	1500	D	929003154002	41907000
3 Master LEDtube HF 1500mm UO 36W 865 T5	36	5600	155	200	Yes - Check ballast compatibility	80	6500	60.000	15.5	1500	D	929003154102	41909400

OE: Office Enabled LED tube light with the following benefits:

- True Retrofit due to High Compatibility
- Dimmable (1-10V and Dali Ballast)
- Compatible with Multi- Watt ballasts
- Supports UGR 19 applications due to Glass Design with wider beam angle

[Please visit the website for the compatibility list of dimmable and non-dimmable ballasts.](#)

LED tubes

MASTER LEDtube Mains T5

www.philips.com/ledtube




Product Type	LED	Lumen Output	Efficiency	Beam Angle	CRI	Color Temp.	Lifetime	Lamp diameter	Total length	EEL	12NC	EOC code
	W	lm	lm/W	°		K	Hrs.					
1 MASTER LEDtube 600mm HE 8W 830 T5 EU	8	1000	125	200	80	3000	50.000	15.8	600	E	929003044102	33425000
1 MASTER LEDtube 600mm HE 8W 840 T5 EU	8	1050	131	200	80	4000	50.000	15.8	600	E	929003044202	33427400
1 MASTER LEDtube 600mm HE 8W 865 T5 EU	8	1050	131	200	80	6500	50.000	15.8	23-5/8 in	E	929003044302	33429800
1 MASTER LEDtube 1200mm HE 16.5W 830 T5 EU	16.5	2300	139	200	80	3000	50.000	15.8	1200	D	929003044402	33431100
1 MASTER LEDtube 1200mm HE 16.5W 840 T5 EU	16.5	2500	151	200	80	4000	50.000	15.8	1200	D	929003044502	33433500
1 MASTER LEDtube 1200mm HE 16.5W 865 T5 EU	16.5	2500	151	200	80	6500	50.000	15.8	47-1/4 in	D	929003044602	33435900
1 MASTER LEDtube 1500mm HE 20W 830 T5 EU	20	2800	140	200	80	3000	50.000	15.8	1500	D	929002421202	33437300
1 MASTER LEDtube 1500mm HE 20W 840 T5 EU	20	3000	150	200	80	4000	50.000	15.8	1500	D	929002421302	33439700
1 MASTER LEDtube 1500mm HE 20W 865 T5 EU	20	3000	150	200	80	6500	50.000	15.8	1500	D	929002421402	33441000
1 MASTER LEDtube 1200mm HO 26W 830 T5	26	3600	138	200	80	3000	50.000	15	1200	D	929001908502	81921000
1 MASTER LEDtube 1200mm HO 26W 840 T5	26	3900	150	200	80	4000	50.000	15	47-1/4 in	D	929001908602	81923400
1 MASTER LEDtube 1200mm HO 26W 865 T5	26	3900	150	200	80	6500	50.000	15	1200	D	929001908702	81925800
1 MASTER LEDtube 1500mm HO 26W 830 T5	26	3600	138	200	80	3000	50.000	15	1500	D	929001908802	81929600
1 MASTER LEDtube 1500mm HO 26W 840 T5	26	3900	150	200	80	4000	50.000	15	1500	D	929001908902	81931900
1 MASTER LEDtube 1500mm HO 26W 865 T5	26	3900	150	200	80	6500	50.000	15	1500	D	929001909002	81933300
2 MASTER LEDtube 1500mm UO 36W 830 T5	36	5200	144	200	80	3000	50.000	15.5	1500	D	929002474802	29050100
2 MASTER LEDtube 1500mm UO 36W 840 T5	36	5600	155	200	80	4000	50.000	15.5	1500	D	929002474902	29052500
2 MASTER LEDtube 1500mm UO 36W 865 T5	36	5600	155	200	80	6500	50.000	15.5	1500	D	929002475002	29054900

LED tubes

CorePro LEDtube EM/Mains T8

www.philips.com/ledtube



	Product Type	LED	Lumen Output	Efficiency	Beam Angle	CRI	Color Temp.	Lifetime	Lamp diameter	Total length	EEL	12NC	EOC code
		W	lm	lm/W	°		K	Hrs.					
NEW	1 CorePro LEDtube 600mm 8W 840 T8	8	800	100	240	80	4000	30.000		600	F	929003547202	45977900
NEW	1 CorePro LEDtube 600mm 8W 865 T8	8	800	100	240	80	6500	30.000		600	F	929003547302	45979300
NEW	1 CorePro LEDtube 600mm HO 8W 840 T8	8	900	112	240	80	4000	30.000	25.7	600	E	929003158602	42103500
NEW	1 CorePro LEDtube 600mm HO 8W 865 T8	8	900	112	240	80	6500	30.000	25.7	600	E	929003158702	42105900
	1 CorePro LEDtube 600mm 8W 840 T8	8	800	100	240	80	4000	30.000	25.7	600	F	929003022102	32531900
	1 CorePro LEDtube 600mm 8W 865 T8	8	800	100	240	80	6500	30.000	25.7	600	F	929003022202	32533300
NEW	1 CorePro LEDtube 1200mm 15.5W 840 T8	15.5	1800	116	240	80	4000	30.000		1200	E	929003519702	44807000
NEW	1 CorePro LEDtube 1200mm 15.5W 840 T8	15.5	1800	116	240	80	4000	30.000		1200	E	929003519732	46954900
NEW	1 CorePro LEDtube 1200mm 15.5W 865 T8	15.5	1800	116	240	80	6500	30.000		1200	E	929003519802	44809400
NEW	1 CorePro LEDtube 1200mm 15.5W 865 T8	15.5	1800	116	240	80	6500	30.000		1200	E	929003519832	46956300
NEW	1 CorePro LEDtube 1200mm HO 18W 840 T8	18	2000	111	240	80	4000	30.000		1200	E	929001874932	46958700
NEW	1 CorePro LEDtube 1200mm HO 18W 865 T8	18	2000	111	240	80	6500	30.000	25.7	1200	E	929001874832	47558800
	1 CorePro LEDtube 1200mm HO 18W 840 T8	18	2000	111	240	80	4000	30.000		1200	E	929001874902	80613500
	1 CorePro LEDtube 1200mm HO 18W 865 T8	18	2000	111	240	80	6500	30.000	25.7	1200	E	929001874802	80611100
NEW	1 CorePro LEDtube 1500mm 20W 840 T8	20	2200	110	240	80	4000	30.000		1500	E	929003547402	45981600
NEW	1 CorePro LEDtube 1500mm 20W 865 T8	20	2200	110	240	80	6500	30.000		1500	E	929003547502	45983000
	1 CorePro LEDtube 1500mm 20W 840 T8	20	2200	110	240	80	4000	30.000	25.7	1500	E	929003022502	32539500
	1 CorePro LEDtube 1500mm 20W 865 T8	20	2200	110	240	80	6500	30.000		1500	E	929003022602	32541800
NEW	2 CorePro LEDtube 1800mm 21W 865 T8	21	3100	147	160	80	6500	30.000	25.8	1800	D	929003561802	47381200
NEW	1 CorePro LEDtube 1200mm UO 21.5W 840 T8	21.5	2400	111	240	80	4000	30.000	25.7	1200	E	929003154202	41897400
NEW	1 CorePro LEDtube 1200mm UO 21.5W 865 T8	21.5	2400	111	240	80	6500	30.000	25.7	1200	E	929003154302	41899800
NEW	1 CorePro LEDtube 1500mm HO 24W 840 T8	24	2700	112	240	80	4000	30.000		1500	E	929001875132	46960000
NEW	1 CorePro LEDtube 1500mm HO 24W 865 T8	24	2700	112	240	80	6500	30.000	25.7	1500	E	929001875032	47560100
	1 CorePro LEDtube 1500mm HO 24W 840 T8	24	2700	112	240	80	4000	30.000		1500	E	929001875102	80617300
	1 CorePro LEDtube 1500mm HO 24W 865 T8	24	2700	112	240	80	6500	30.000	25.7	1500	E	929001875002	80615900
NEW	1 CorePro LEDtube 1500mm UO 31.5W 840 T8	31.5	3500	111	240	80	4000	30.000	25.7	1500	E	929003154402	41901800
NEW	1 CorePro LEDtube 1500mm UO 31.5W 865 T8	31.5	3500	111	240	80	6500	30.000	25.7	59-1/16 in	E	929003154502	41903200

LED tubes

CorePro LED tube Universal T8

www.philips.com/ledtube



Product Type	LED	Lumen Output	Efficiency	Beam Angle	CRI	Color Temp.	Lifetime	Lamp diameter	Total length	EEL	12NC	EOC code
	W	lm	lm/W	°		K	Hrs.					
CorePro LEDtube UN 600mm HO 8W830 T8	8	850	106	240	80	3000	30.000	25.7	600	F	929002419802	78277100
CorePro LEDtube UN 600mm HO 8W840 T8	8	900	112	240	80	4000	30.000	25.7	600	E	929002419902	78279500
CorePro LEDtube UN 600mm HO 8W865 T8	8	900	112	240	80	6500	30.000	25.7	600	E	929002420002	78281800
CorePro LEDtube UN 1200mm HO 18W830 T8	18	1850	102	240	80	3000	30.000	27.9	1200	F	929001869202	80166600
CorePro LEDtube UN 1200mm HO 18W840 T8	18	2000	111	240	80	4000	30.000	27.9	1200	E	929001869302	80168000
CorePro LEDtube UN 1200mm HO 18W865 T8	18	2000	111	240	80	6500	30.000	27.9	1200	E	929001869402	80170300
CorePro LEDtube UN 1500mm HO 23W830 T8	23	2500	108	240	80	3000	30.000	27.9	1500	F	929001869502	80172700
CorePro LEDtube UN 1500mm HO 23W840 T8	23	2700	117	240	80	4000	30.000	27.9	59-1/16 in	E	929001869602	80174100
CorePro LEDtube UN 1500mm HO 23W865 T8	23	2700	117	240	80	6500	30.000	27.9	1500	E	929001869702	80176500

LED PL-lamps

CorePro LED PLC 2P

www.philips.com/ledlamps



Product Type	LED	Lumen Output	Efficacy	Beam Angle	CRI	Color Temp.	Lifetime	Lamp diameter	Total length	EEL	12NC	EOC code
	W	lm	lm/W	°		K	Hrs.					
1 CorePro LED PLC 6.5W 830 2P G24d-2	6.5	650	92.31	120	83	3000	30.000	24.3	100	F	929001201402	54127200
1 CorePro LED PLC 6.5W 840 2P G24d-2	6.5	700	92.31	120	83	4000	30.000	24.3	100	F	929001201502	54129600
2 CorePro LED PLC 8.5W 830 2P G24d-3	8.5	950	105.88	120	83	3000	30.000	24.3	200	F	929001201202	54123400
2 CorePro LED PLC 8.5W 840 2P G24d-3	8.5	1000	105.88	120	83	4000	30.000	24.3	200	F	929001201302	54125800

CorePro LED PLC 4P

www.philips.com/ledlamps



Product Type	LED	Lumen Output	Efficacy	Beam Angle	CRI	Color Temp.	Lifetime	Lamp diameter	Total length	EEL	12NC	EOC code
	W	lm	lm/W	°		K	Hrs.					
1 CorePro LED PLC 6.5W 830 4P G24q-2	6.5	650	92.31	120	83	3000	30.000	24.3	100	F	929001201002	54119700
1 CorePro LED PLC 6.5W 840 4P G24q-2	6.5	700	92.31	120	83	4000	30.000	24.3	100	F	929001201102	54121000
2 CorePro LED PLC 9W 830 4P G24q-3	9	950	100	120	83	3000	30.000	24.3	200	F	929001200802	54115900
2 CorePro LED PLC 9W 840 4P G24q-3	9	1000	100	120	83	4000	30.000	24.3	200	F	929001200902	54117300

LED PL-lamps

CorePro LED PLC

www.philips.com/ledlamps



Product Type	LED	Lumen Output	Efficacy	Beam Angle	CRI	Color Temp.	Lifetime	Lamp diameter	Total length	EEL	12NC	EOC code
	W	lm	lm/W	°		K	Hrs.					
1 CorePro LED PLC 4.5W 830 2P G24d-1	4.5	475	105	120	83	3000	30.000	24.3	100	F	929001350702	70659600
2 CorePro LED PLC 4.5W 830 4P G24q-1	4.5	475	105.56	120	83	3000	30.000	24.3	100	F	929001351002	70663300
1 CorePro LED PLC 4.5W 840 2P G24d-1	4.5	500	111	120	83	4000	30.000	24.3	100	F	929001350802	70661900
2 CorePro LED PLC 4.5W 840 4P G24q-1	4.5	500	111.11	120	83	4000	30.000	24.3	3-15/16 in	F	929001351102	70665700

CorePro LED PLS

www.philips.com/ledlamps



Product Type	LED	Lumen Output	Efficacy	Beam Angle	CRI	Color Temp.	Lifetime	Lamp diameter	Total length	EEL	12NC	EOC code
	W	lm	lm/W	°		K	Hrs.					
CorePro LED PLS 5W 830 2P G23	5	520	104	120	82	3000	30.000	15.8	170	F	929001926302	59666800
CorePro LED PLS 5W 840 2P G23	5	550	110	120	82	4000	30.000	15.8	170	F	929001926402	59668200

LED PL-lamps

CorePro LED PLL

www.philips.com/ledlamps



Product Type	LED	Lumen Output	Efficacy	Beam Angle	CRI	Color Temp.	Lifetime	Lamp diameter	Total length	EEL	12NC	EOC code
	W	lm	lm/W	°		K	Hrs.					
① CorePro LED PLL HF 16.5W 830 4P 2G11	16.5	2000	121	160	83	3000	30.000	43.6	400	E	929001381502	73966200
① CorePro LED PLL HF 16.5W 840 4P 2G11	16.5	2100	127	160	83	4000	30.000	43.6	15-3/4 in	E	929001381602	73974700
① CorePro LED PLL HF 16.5W 865 4P 2G11	16.5	2100	127	160	83	6500	30.000	43.6	400	E	929001381702	73976100
② CorePro LED PLL HF 24W 830 4P 2G11	24	3200	133	160	83	3000	30.000	17	540	E	929001920402	82839700
② CorePro LED PLL HF 24W 840 4P 2G11	24	3400	141	160	83	4000	30.000	17	540	E	929001920502	82841000
② CorePro LED PLL HF 24W 865 4P 2G11	24	3400	141	160	83	6500	30.000	17	540	E	929001920602	82843400

Philips TrueForce



Urban



Retail



Industry



Road & Street



TrueForce Core LED HPL



TrueForce Core LED HPL



TrueForce Core LED highbay HPL



TrueForce Core LED SON-T



TrueForce LED HPL



TrueForce LED highbay universal HPI



TrueForce LED highbay universal HPI



TrueForce LED HPL



CorePro LED highbay (HPI)



CorePro LED highbay (HPI)



TrueForce LED SON-T



TrueForce LED SOX

Real pros have powerful substitutes for HID

Philips TrueForce LED lamps provide an easy LED solution to replace HPI, Conventional HID, SOX as well as SON-T lamps.

Enjoy the benefits of LED like improved energy efficiency and long lifetime, while keeping your initial investment low. With the right lamp size and light distribution, you can easily fit TrueForce LED lamps into your customers existing system, thereby enhancing the light quality without having to change the light fixtures or sacrifice the light effect. Our highest standard LED technology guarantees low maintenance and has a five-year warranty.

Great light should go anywhere, which is why the Philips TrueForce LED range feels at home in a number of applications, from industry and retail to urban, street, and road.

And because budgets can be as varied as applications, the TrueForce family comes in TrueForce LED and the even more cost-effective TrueForce Core LED. Both offer outstanding performance that lasts and performs longer.



Easy adoption

No need to change the fixture!



Fast payback

It usually takes less than two years for LED lamps to pay for themselves.



Low investment, long lifetime

The long lifetime of up to 50,000 hours makes LED a clever investment.



Sustainability

Low energy consumption and a longer lifetime make LED lighting the sustainable choice.



Right light distribution

Enhances comfort and safety in multiple application areas.



Highest standard LED technology

Low maintenance and up to 5 years warranty pay off!

Finding the right lamps for different plans, needs and budgets is easy with the extensive Philips portfolio. It ensures that you always have a quality solution at the price you want.

Range tiering



Everywhere amazing



Industry and Retail

Replace conventional HPL lamps to improve light quality, safety and productivity.



Urban

Easily fit TrueForce LED lamps into existing systems and make urban locations more sustainable, brighter and safer.



Road, Street and Landscape

Big in performance and low in maintenance: use TrueForce LED lamps to replace conventional SOX, SON-T and CDO lamps.

Philips TrueForce Core LED SON-T

Product highlight

Discover the new Philips TrueForce Core LED SON-T – the first full glass LED lamp for road lighting.

Benefits and features

- First LED lamp for road lighting made from glass
- Enables up to 60% energy saving compared to conventional road lighting
- Lower initial investment, shorter payback time
- High efficiency thanks to advanced driver design (GaN technology)
- Lifetime of 25,000 hours
- Direct retrofit solution with E27/E40 cap
- Up to 7500 lm output thanks to mega-filament
- IP65 for long-lasting outdoor use
- Good color rendering (Ra 70) and color temperatures of 3000 and 4000 K

[Click here to see all products](#)



Instant savings ahead

	Conventional SON-T	TrueForce Core LED SON-T
60%	82W ¹	26W
Longer lifetime	15,000 hrs	25,000 hrs
Number of lamps	100	Installation cost/light source ≈35 €
Burning hours per year	4380 hrs ²	Lamp cost 43.50 €
Energy costs	0.12 €/kWh ³	Relative annual cost/lamp 7.62 €

2,882 €
Energy savings/year

< 14 months
Payback time

Make the sustainable choice: Over its lifetime, the new Philips TrueForce Core LED SON-T saves the equivalent of the CO₂ emissions absorbed by 2,673 trees!

¹ Including ballast loss. Lamp consumption is 70W.

² Energy use. Based on 12h burning per day, 365 days per year.

³ Energy price. Based on the European average of 12 cent/kWh.

Real pros combine economical and efficient

The new Philips CorePro LED highbay (HPI):
Your value-for-money solution to replace HID lamps in highbay/lowbay applications

Industrial buildings, warehouses and retail stores often have their lighting on for many hours per day. Especially in those cases, conventional HID lamps can cause unnecessary energy and maintenance costs. That's why switching to efficient LED lighting like the new Philips CorePro LED highbay lamps makes so much sense!

As our very first entry-level LED HPI highbay, it comes with all the benefits of LED while offering a very attractive payback time: the investment already pays off within 6 months. Additionally, the long service life of up to 25,000 hours helps save at least 50% on maintenance costs. And the installation is fast and simple with a direct one-to-one replacement for conventional HID lamps with mains rewiring.

These benefits combined with their high specs even make the CorePro LED highbay lamps the perfect and cost-efficient replacement for low-category LED luminaires.

What your customers can look forward to

- Great value-for-money LED performance
- Long service life (25,000 hours) and short payback time (6 months)
- Energy savings of more than 60%*
- Better light quality than conventional lamps or low-category LED luminaires

Your advantages

- Fast plug & play installation
- Directly replace conventional lamps
- Maximum energy saving with only direct mains connection
- The perfect HID replacement lamp for customers looking to reach sustainability targets at a lower overall project cost



	conventional HID lamp	Philips CorePro LED highbay (HPI)	
up to 60%	250W	>	105W
Longer lifetime	15,000 hrs	>	25,000 hrs
			25,459 € per 100 lamps Installation savings/year
			< 6 months Payback time

TrueForce LED

Trueforce Core LED SON-T

www.philips.com/trueforce-led-lamps



	Product Type	Tradi	LED	Lumen	Efficacy	CRI	Color	Lifetime	Lamp	Total	EEL	12NC	EOC
		tional	W	Output	lm/W		Temp.	Hrs.	diameter	length			code
		W	W	lm			K						
NEW	1 TForce Core LED road 17W 730 E27 MV	50	17	2800	164	70	3000	25.000	38	170	C	929002484802	31625600
NEW	1 TForce Core LED road 17W 740 E27 MV	50	17	3000	176	70	4000	25.000	38	170	C	929002484902	31627000
NEW	2 TForce Core LED road 26W 730 E27 MV	70	26	4200	161	70	3000	25.000	38	210	C	929002485002	31629400
NEW	2 TForce Core LED road 26W 740 E27 MV	70	26	4500	173	70	4000	25.000	38	210	C	929002485102	31631700
NEW	3 TForce Core LED road 40W 730 E40 MV	100	40	7200	180	70	3000	25.000	46	225	C	929002485202	31633100
NEW	3 TForce Core LED road 40W 740 E40 MV	100	40	7500	187	70	4000	25.000	46	225	B	929002485302	31635500

TrueForce LED Industrial and Retail (Highbay – MH)

www.philips.com/trueforce-led-lamps



	Product Type	Tradi	LED	Lumen	Efficacy	Beam	CRI	Color	Lifetime	Lamp	Total	EEL	12NC	EOC
		tional	W	Output	lm/W	Angle		Temp.	Hrs.	diameter	length			code
		W	W	lm		°		K						
	TrueForce LED HPI UN 95W E40 840 NB	250	95	13.000	136	60	80	4000	50.000	250	290	F	929002350702	75367200
	TrueForce LED HPI UN 95W E40 840 WB	250	95	13.000	136	120	80	4000	50.000	250	290	E	929002350802	75369600
	TrueForce LED HPI UN 140W E40 840 NB	400	140	20.000	142	60	80	4000	50.000	250	290	F	929002350902	75371900
	TrueForce LED HPI UN 140W E40 840 WB	400	140	20.000	142	120	80	4000	50.000	250	290	D	929002351002	75373300

TrueForce LED

TrueForce LED Public (Urban/Road – HPL/SON)

www.philips.com/trueforce-led-lamps



Product Type	Tradi	LED	Lumen	Efficacy	Beam	CRI	Color	Lifetime	Lamp	Total	EEL	12NC	EOC
	tional	W	Output	Im/W	Angle		Temp.	Hrs.	diameter	length			code
	W	W	lm		°		K						
1 TrueForce LED HPL ND 28-21W E27 830	50	21	2850	135	360	80	3000	50.000	75	178	D	929002006102	63814600
1 TrueForce LED HPL ND 30-21W E27 840	50	21	3000	142	360	80	4000	50.000	75	178	D	929002006202	63816000
1 TrueForce LED HPL ND 38-28W E27 830	80	28	3800	135	360	80	3000	50.000	75	178	D	929002006302	63818400
1 TrueForce LED HPL ND 40-28W E27 840	80	28	4000	142	360	80	4000	50.000	75	178	D	929002006402	63820700
2 TrueForce LED HPL ND 57-42W E27 830	125	42	5700	135	360	80	3000	50.000	84	178	D	929002006502	63822100
3 TrueForce LED HPL ND 57-42W E40 830	125	42	5700	135	360	80	3000	50.000	84	191	D	929002006702	63826900
2 TrueForce LED HPL ND 60-42W E27 840	125	42	6000	142	360	80	4000	50.000	84	178	D	929002006602	63824500
3 TrueForce LED HPL ND 60-42W E40 840	125	42	6000	142	360	80	4000	50.000	84	191	D	929002006802	63828300

TrueForce LED

Trueforce CorePro LED HPL

www.philips.com/trueforce-led-lamps



Product Type	Tradi	LED	Lumen	Efficacy	Beam	CRI	Color	Lifetime	Lamp	Total	EEL	12NC	EOC
	tional	W	Output	lm/W	Angle		Temp.	Hrs.	diameter	length			code
	W	W	lm		°		K						
1 TForce Core LED HPL 13W E27 830 FR	50	13	2000	153	300	80	3000	25.000	75	180	D	929002349702	75025100
1 TForce Core LED HPL 13W E27 840 FR	50	13	2000	153	300	80	4000	25.000	75	180	D	929002349802	75027500
1 TForce Core LED HPL 18W E27 830 FR	80	18	3000	166	300	80	3000	25.000	75	180	C	929002349902	75029900
1 TForce Core LED HPL 18W E27 840 FR	80	18	3000	166	300	80	4000	25.000	75	180	C	929002350002	75031200
2 TForce Core LED HPL 26W E27 830 FR	125	26	4000	153	300	80	3000	25.000	90	245	D	929002350102	75033600
2 TForce Core LED HPL 26W E27 840 FR	125	26	4000	153	300	80	4000	25.000	90	245	D	929002350202	75035000
2 TForce Core LED HPL 36W E27 830 FR	200	36	5500	152	300	80	3000	25.000	90	245	D	929002481202	29927600
2 TForce Core LED HPL 36W E27 840 FR	200	36	6000	166	300	80	4000	25.000	90	245	C	929002481302	29929000
3 TForce Core LED HPL 36W E40 830 FR	200	36	5500	152	300	80	3000	25.000	90	230	D	929002481402	29931300
3 TForce Core LED HPL 36W E40 840 FR	200	36	6000	166	300	80	4000	25.000	90	230	C	929002481502	29933700

TrueForce LED

TrueForce Core LED Industrial and Retail (Highbay – HPI/SON/HPL)

www.philips.com/trueforce-led-lamps



Product Type	Traditional	LED	Lumen Output	Efficacy	Beam Angle	CRI	Color Temp.	Lifetime	Lamp diameter	Total length	EEL	12NC	EOC code
	W	W	lm	lm/W	°		K	Hrs.					
1 TrueForce Core HB MV ND 40-35W E27 840	55	35	4000	114	240	80	4000	20.000	105	190		929001938002	59734400
2 TrueForce Core HB MV ND 48-42W E27 830	70	42	4800	114	240	80	3000	20.000	123	225		929001938202	59716000
3 TrueForce Core HB MV ND 50-42W E27 840	70	42	5000	119	240	80	4000	20.000	123	225		929001938302	59718400
4 TrueForce Core HB MV ND 20W E27 830 G3	80	20	2600	130	150	80	3000	15.000	80	139	E	929002405702	78101900
4 TrueForce Core HB MV ND 20W E27 840 G3	80	20	2700	135	150	80	4000	15.000	80	139	D	929002405802	78103300
5 TrueForce Core HB MV ND 30W E27 830 G3	125	30	3700	123	180	80	3000	15.000	100	165	E	929002406302	78095100
5 TrueForce Core HB MV ND 30W E27 840 G3	125	30	4000	133	180	80	4000	15.000	100	165	E	929002406402	78097500
6 TrueForce Core HB MV ND 35W E27 830 G3	125	35	4800	137	180	80	3000	15.000	118	193	D	929002406602	78105700
6 TrueForce Core HB MV ND 35W E27 840 G3	125	35	5000	142	180	80	4000	15.000	118	193	D	929002406702	78107100
NEW 7 CorePro LED HPI MV 9Klm 65W 840 E40 100D	150	65	9000	138	100	80	4000	25.000	140	158	D	929003161602	42121900
NEW 8 CorePro LED HPI MV 15Klm 105W840E40 100D	250	105	15.000	142	100	80	4000	25.000	162	168	D	929003161702	42123300

TrueForce LED Public (Road/Area – SOX)

www.philips.com/trueforce-led-lamps



Product Type	Traditional	LED	Lumen Output	Efficacy	Beam Angle	CRI	Color Temp.	Lifetime	Lamp diameter	Total length	EEL	12NC	EOC code
	W	W	lm	lm/W	°		K	Hrs.					
1 TrueForce LED SOX 18W B22 840 FR	26	18	2500	138	230	80	4000	50.000	52	312	D	929002496802	30562500
2 TrueForce LED SOX 28W B22 840 FR	36	28	4000	142	230	80	4000	50.000	52	425	D	929002496902	30564900
2 TrueForce LED SOX 36W B22 840 FR	55	36	5000	138	230	80	4000	50.000	52	425	D	929002497002	30566300

TrueForce LED

TrueForce LED Public (Road – SON)

www.philips.com/trueforce-led-lamps



Product Type	Tradi	LED	Lumen	Efficacy	CRI	Color	Lifetime	Lamp	Total	EEL	12NC	EOC
	tional	W	Output	Im/W		Temp.	Hrs.	diameter	length			code
1 TrueForce LED Road 25W E27 730 MV	50	25	4000	160	70	3000	50.000	61	200	C	929003041408	33157000
1 TrueForce LED Road 25W E27 740 MV	50	25	4200	168	70	4000	50.000	61	200	C	929003041508	33159400
2 TrueForce LED Road 40-25W E27 730	50	25	4000	160	70	3000	50.000	61	200	D	929001999402	63251900
2 TrueForce LED Road 42-25W E27 740	50	25	4200	168	70	4000	50.000	61	200	D	929001999502	63253300
1 TrueForce LED Road 35W E27 730 MV	70	35	5500	157	70	3000	50.000	61	200	D	929002221708	67483000
1 TrueForce LED Road 35W E27 740 MV	70	35	6000	171	70	4000	50.000	61	200	C	929002068508	67485400
1 TrueForce LED Road 55-35W E27 730	70	35	5500	157	70	3000	50.000	61	200	D	929001898402	81115300
1 TrueForce LED Road 60-35W E27 740	70	35	6000	171	70	4000	50.000	61	200	D	929001898502	81117700
3 TrueForce LED Road 112-68W E40 730	100	68	11.200	164	70	3000	50.000	71	262	D	929002007602	63908200
3 TrueForce LED Road 120-68W E40 740	100	68	12.000	176	70	4000	50.000	71	262	C	929002007702	63910500
4 TrueForce LED Road 55W E40 740 MV	100	55	9000	163	70	4000	50.000	71	262	C	929002068708	67479300
4 TrueForce LED Road 84-55W E40 730	100	55	8400	152	70	3000	50.000	71	262	D	929002007402	63904400
4 TrueForce LED Road 90-55W E40 740	100	55	9000	163	70	4000	50.000	71	262	D	929002007502	63906800

All you need to know, right at your finger tips

We know that installation is about finding the right solutions. Visit our webpage created especially for installers and find:

- All latest product information
- Selector tools to help you select the right product for your customers
- Installation videos
- Training



© 2022 Signify Holding. All rights reserved. The information provided herein is subject to change, without notice. Signify does not give any representation or warranty as to the accuracy or completeness of the information included herein and shall not be liable for any action in reliance thereon. The information presented in this document is not intended as any commercial offer and does not form part of any quotation or contract, unless otherwise agreed by Signify.

Philips and the Philips Shield Emblem are registered trademarks of Koninklijke Philips N.V. All other trademarks are owned by Signify Holding or their respective owners.

