



Animal Surgery and Modeling Solution



Animal Administration and Blood Sampling Solution



In Vivo Imaging Solution



Pathological Section Solution



Neural Signal Research Solution



Cellular and Molecular Biology Research Solution



## RWD Life Science Co.,Ltd

Add: 9/F, 19/F, 20/F, Building 7A, Shenzhen International Innovation Valley, XiLi Street, Dashi 1st Road, Nanshan District, Shenzhen Web: [www.rwdstco.com](http://www.rwdstco.com) E-mail: [rwd@rwdstco.com](mailto:rwd@rwdstco.com)

## RWD Life Science Inc.

Add: 6540 Lusk Blvd, Suite C161 San Diego, CA 92121

Tel: 1-858-900-5879 Tech support: [service@rwdstco.com](mailto:service@rwdstco.com)

RWD Life Science Catalogue - 20230614 - EN

## PRODUCT CATALOGUE

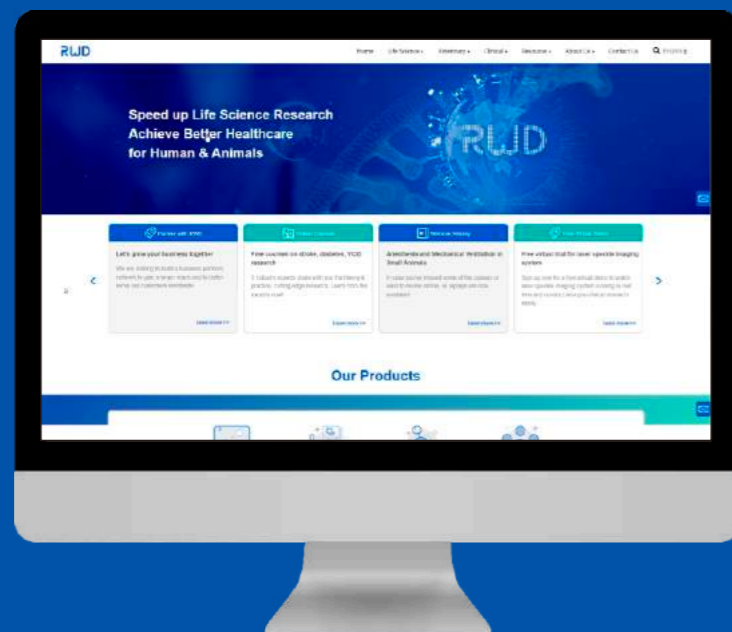
[www.rwdstco.com](http://www.rwdstco.com)  
[rwd@rwdstco.com](mailto:rwd@rwdstco.com)



Speed up Life Science Research  
Achieve Better Healthcare for Human & Animals



Learn more about us at:  
[www.rwdstco.com](http://www.rwdstco.com)



# CONTENTS

<b>Animal Surgery and Modeling Solution</b> .....	<b>01</b>	<b>Cellular and Molecular Biology Research Solution</b> .....	<b>61</b>
Stereotaxic Instruments .....	1	Single Cell Suspension Dissociator .....	61
Precise Impactor .....	16	Magnetic Microbeads Cell Separation Products .....	63
Animal Anesthesia Machine .....	18	CO <sub>2</sub> Incubator .....	64
Animal Ventilator .....	27	Automated Cell Counter .....	66
Surgical Auxiliary Equipment .....	29	Centrifuge .....	69
Veterinary Laser Therapy .....	34	Gradient Thermal Cycler .....	74
Smart Animal ICU .....	35		
Surgical Instruments & Matrix .....	36	<b>Surgical Instruments &amp; Matrix</b> .....	<b>76</b>
<b>Neural Signal Research Solution</b> .....	<b>37</b>		
Optogenetics System .....	37		
Fiber Photometry System .....	40		
Micropipette Puller .....	42		
Motorized Micromanipulator .....	44		
<b>In Vivo Imaging Solution</b> .....	<b>45</b>		
Laser Speckle Imaging System .....	45		
<b>Animal Administration and Blood Sampling Solution</b> .....	<b>47</b>		
Drug Delivery Cannula .....	47		
Osmotic Pumps .....	52		
Blood Sampling and Administration System .....	53		
Syringe Pumps .....	55		
<b>Pathological Section Solution</b> .....	<b>57</b>		
Rotary Microtome .....	57		
Cryostat .....	59		

## Introduction

Established in 2002, RWD Life Science has been dedicated to being a leading manufacturer in research and veterinary equipments worldwide. We specialize in anesthesia, physiological and surgical equipments, which are used by pre-clinical researchers and veterinarians. Our mission is to provide high quality products and integrated solutions to our customers with prompt and professional support.

For more information about our products, such as Laser Speckle Perfusion Imager, Anesthesia Machine, Ventilator, Stereotaxic Instrument, Syringe Pump, Cannula System and Surgical tools etc., please check our website:  
[www.rwdstco.com](http://www.rwdstco.com)

### RWD Life Science Co., Ltd

Add: 9/F, 19/F, 20/F, Building 7A, Shenzhen International Innovation Valley, XiLi Street, Dashi 1st Road, Nanshan District, Shenzhen  
Web: [www.rwdstco.com](http://www.rwdstco.com)  
E-mail: [rwd@rwdstco.com](mailto:rwd@rwdstco.com)

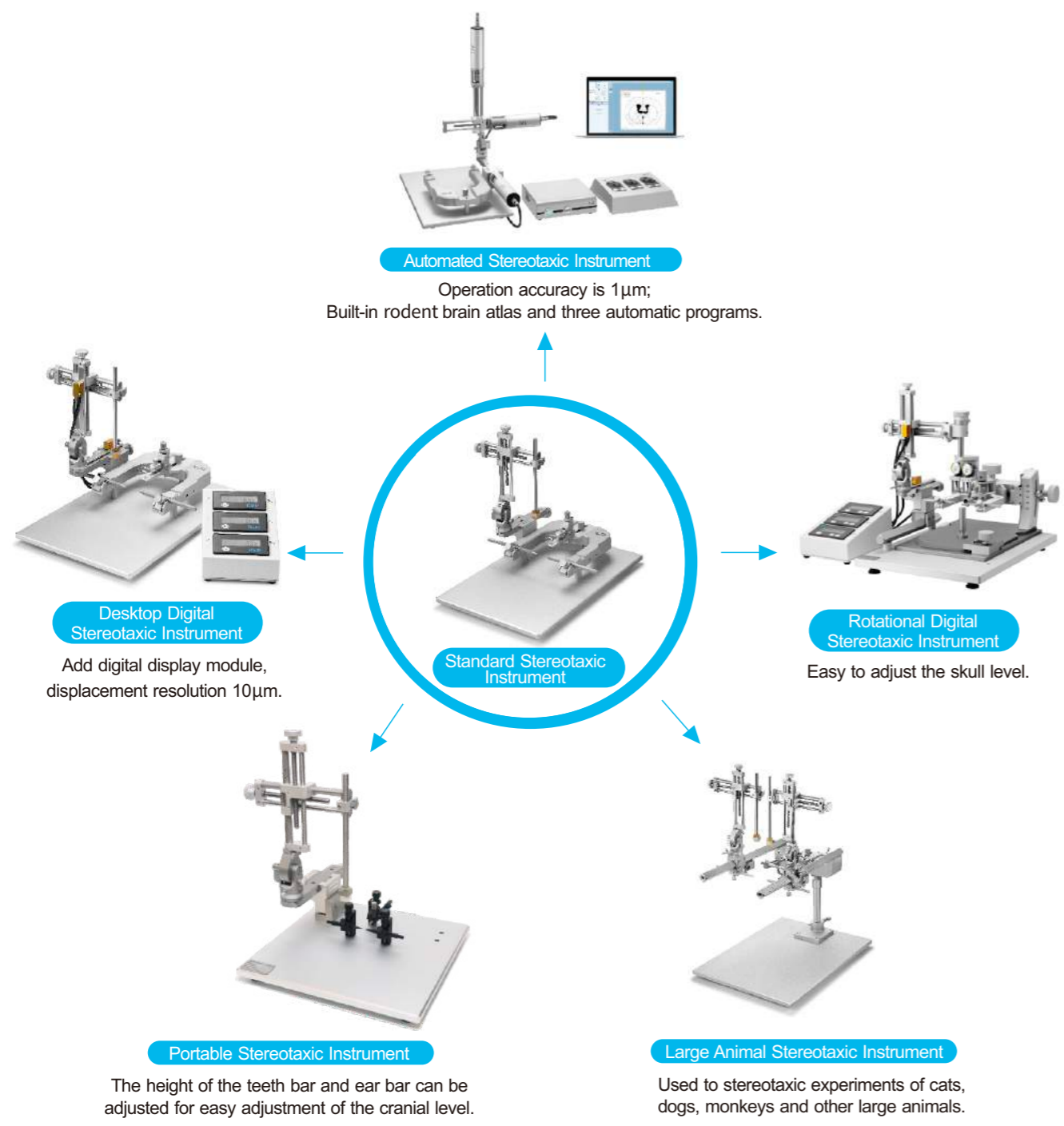
### RWD Life Science Inc.

Add: 6540 Lusk Blvd, Suite C161 San Diego, CA 92121  
Tel: 1-858-900-5879  
Tech Support: [service@rwdstco.com](mailto:service@rwdstco.com)

# Animal Surgery and Modeling Solution

Stereotaxic instrument is an important research equipment widely used in many fields such as neuroanatomy, neurophysiology, neuropharmacology and neurosurgery. Up to now, RWD's stereotaxic instrument has helped global neuroscience researchers to publish more than 3000 articles in Cell, Nature, Science and other academic journals, and has been widely recognized in the industry.

- Meet the needs of rats, mice, guinea pigs, tree shrews, cats, rabbits, dogs, monkeys and other different animal experiments.
- Three kinds of accuracy 100μm, 10μm, 1μm are available.
- Except for the automated model 71000, other models can be upgraded to digital or dual manipulator models.



## Small Animal Stereotaxic Instruments

### 71000 Series Automated Stereotaxic Instrument

71000 is an automated and intelligent stereotaxic instrument with high precision (1 μm). The software has built-in rat and mouse brain atlas and three automatic procedures (skull window, tissue removal and multi-point injection procedure), which can be observing the position of the probe relative to the brain area is convenient and efficient, and the operation is easy to use, greatly reducing the errors and damage caused by manual operation. In addition, it has an anti-collision function to prevent animal damage caused by wrong movement, which is safer.



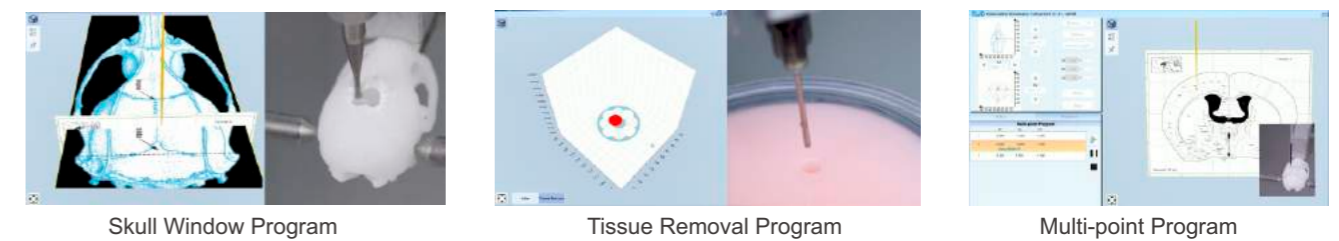
**Features:**

**Precise**

- The 3-axis manipulator uses 3 stepping motors to control the movement, and the movement resolution is as high as 1 μm, which meets the needs of higher precision experiments;
- Anti-backlash function, which can eliminate the error caused by the gear gap of the motors when moving in reverse;
- Calibration function, which can synchronize the actual scale value on the manipulator with the software.

**Convenient and efficient**

- The software has built-in atlas, which can display the position and trajectory of the probe in real time;
- Multiple ways of movement: micro-manipulator, software, and computer keyboard direction keys, adjustable movement speed;
- Can set Bregma/Lambda as the origin with one key, and you can return to the origin with one key at any coordinate;
- Contains three automatic procedures of skull window, tissue removal, and multi-point injection, which can meet a variety of experimental needs, without hand-held operation, reducing damage and errors caused by manual operation, and easy to operate.

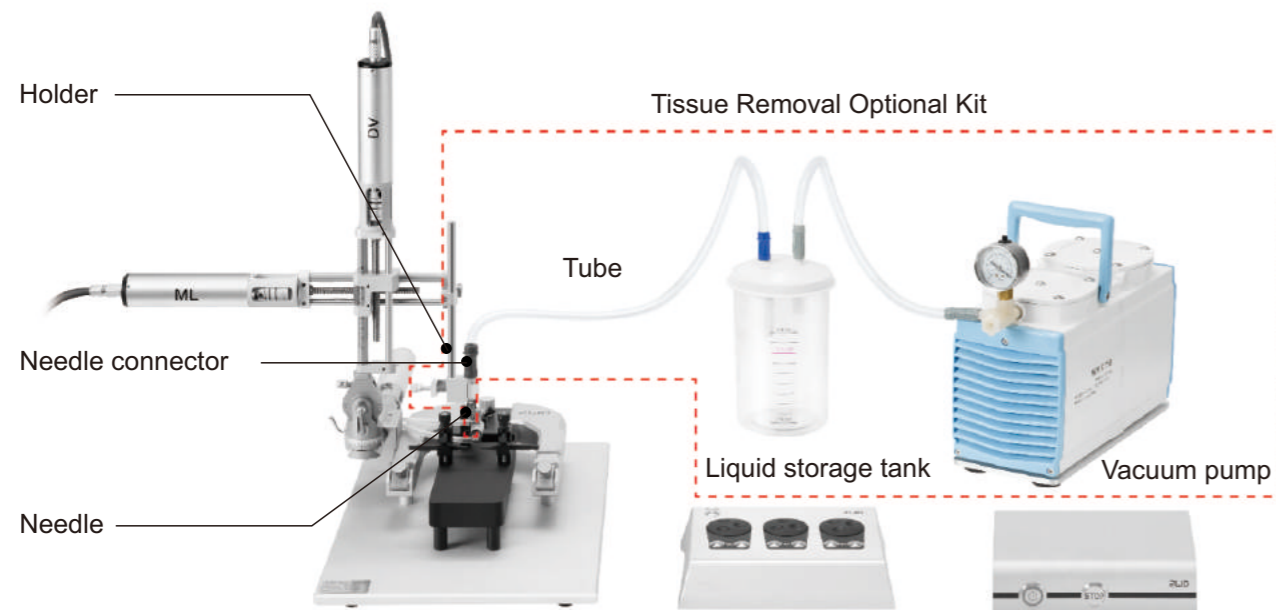


**Safety**

- Z-axis retraction function, when automatically moving from one coordinate to another, retracts the Z-axis first to prevent animal damage during the movement;
- The emergency stop button can immediately stop the running program to avoid animal damage caused by misoperation.

## Tissue Removal Optional Kit

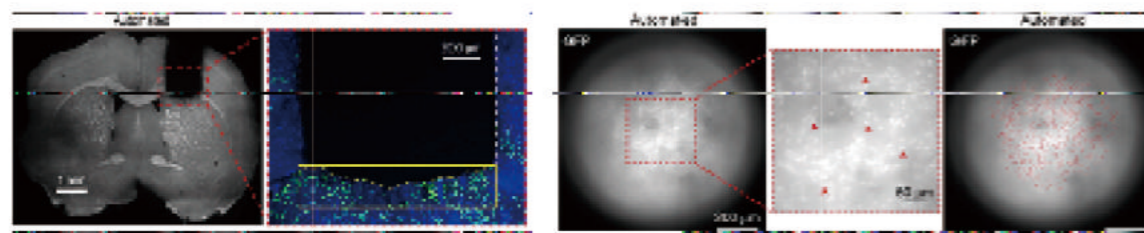
Tissue removal Optional kit is used for tissue aspiration before implanting Lens in calcium imaging experiments. The kit includes a vacuum pump, reservoir, holder, needle connector, needle and tubing. Used together with the automated stereotaxic instrument, it can ensure that the end surface of the wound is smooth and reduce the damage caused by manual operation.



### Features:

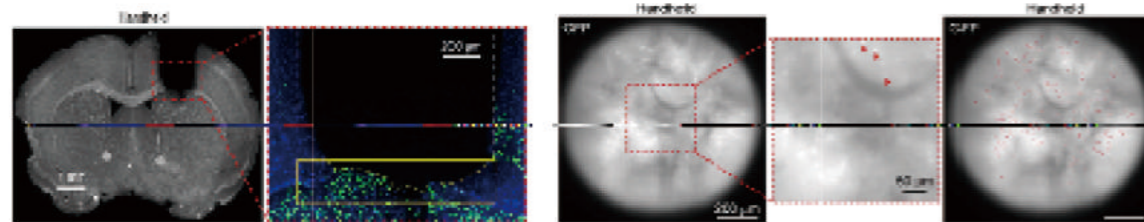
- Set the suction window size, shape, layer number and depth of each layer through the automatic software, and automatically and accurately remove brain tissue;
- The software can set the depth and speed of lens implantation, one-click implantation;
- Ensure the flatness of the wound end surface and reduce damage;
- Improve the survival of neurons per unit area and enhance the imaging effect;
- Reduce errors caused by traditional manual operations and improve experimental repeatability.

### Auto ▶



More smoothness, less damage

### Manual ▶




Improve neuron survival, better imaging

### Order Information:


Model	Product Description	Remarks
71000-R	Automated Stereotaxic Instrument for Rats	Standard configuration, including stereotaxic, computer, control box, micromanipulator, 68021 ratad aptor, 68301 rat 18° ear bars, 68201 holder.
71000-M	Automated Stereotaxic Instrument for Mouse	Standard configuration, including stereotaxic, computer, control box, micromanipulator, 68055 mousead aptor, 68306 mouse 60° ear bars, 68201 holder.
TRA-110	Tissue Removal Optional Kit (110V)	Optional when using tissue removal procedure, including needle connector, holder(68202), vacuum pump p-GM-0.5 II -110V-50HZ, liquid storage tank, connecting tube, needle.
TRA-220	Tissue Removal Optional Kit (220V)	Optional when using tissue removal procedure, including needle connector, holder(68202), vacuum pump p-GM-0.5 II -220V-50HZ, liquid storage tank, connecting tube, needle.
LATITUDE 3420	Laptop for Automated Stereotaxic Instrument(software included)	i5-1145G7/8G/256G/Win10/Setdisplay/14"

## Rotational Digital Stereotaxic Instrument

The 69100 series Rotational Digital Stereotaxic can adjust skull level and align sagittal suture quickly and accurately, and the time of skull adjustment is greatly shortened without repeated fixation.



The crossover point of the Centering Height Gauge



### Features:

- Precise rotation adaptor can adjust skull position in 3 dimensional space, to maximize the adjustment of horizontal degree and the midline alignment.
- The axis of the rotation adaptor is focused on the crossover point of the Centering Height Gauge, the 40X Center Magnifier assists in adjusting the Bregma to coincide with this point and there is no need to set Bregma repeatedly.
- Improve the efficiency of skull horizontal adjustment, and the adjustment process needs no repeated fixation.
- The 40X Centering Magnifier and the Alignment Indicator assist the skull adjustment, achieving high horizontal degree and good repeatability.
- Contain an anesthetic mask that can be used with inhaled anesthetics to reduce animal mortality.
- Easy realization of 3D multi-angle fixation, easy to tilt injection or other special experiment treatments.



**Recommended Accessories:**



**40X Central Magnifier (69133)**

Assist in finding Bregma and Lambda, to ensure that the midline is parallel to the Y axis. Assist in adjusting the Bregma to coincide with the rotation axis, no need to set the Bregma repeatedly.



**Alignment Indicator (69137)**

The deflection angle difference of the Alignment Indicator can feedback horizontal level with a 0.01mm



**15° Angle Adaptor (69113)**

Easy to adjust the skull level (front to back), to meet the needs of greater adjustment.



**Operating Platform for Stereotaxic (69136)**

50mm height adjustable.

**Technical parameters:**

Item	Parameter
Sagittal triaxial displacement distance	30mm
Angle adjustment range (left to right)	±30°
Angle adjustment range (forth to back)	±10°
Angle adjustment range (central base plate)	±10°
X-, Y-, Z-axis operating range	80mm
Base plate	400mmX325mm
Central Magnifier	40X
Alignment Indicator resolution	0.01mm

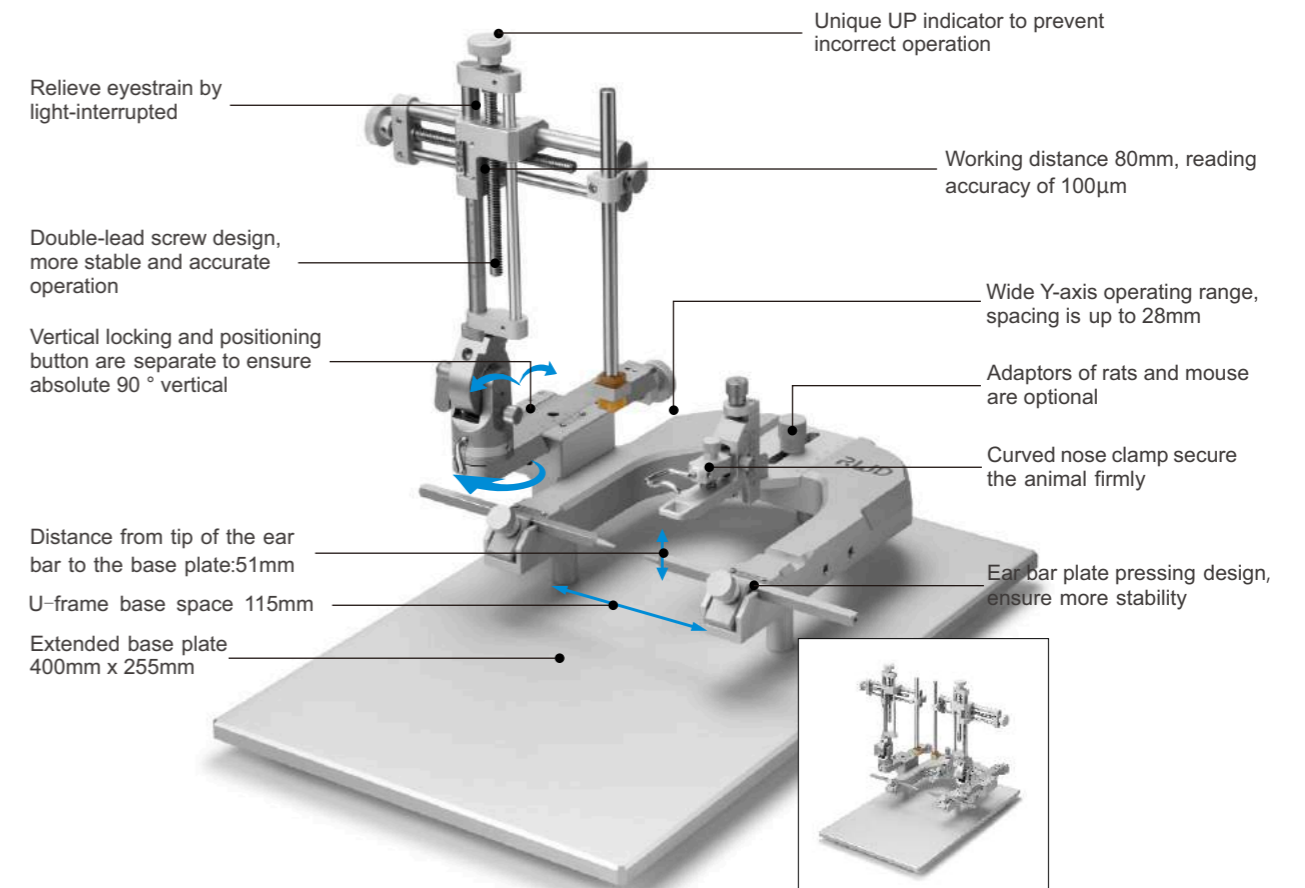
**Order Information:**

Model	Product Description	Remarks
69104	Rotational Digital Stereotaxic Instrument for mouse, SGL M, 69110 Adaptor Incl	Standard configuration, contains 69110 Mouse Anesthesia Adaptor with Tubing, 69113 15° Angle Adaptor, 69114 60° Ear Bars for Mouse.
69105	Rotational Digital Stereotaxic Instrument for mouse, Dual M, 69110 Adaptor Incl	
69106	Rotational Digital Stereotaxic Instrument for mouse, SGL Rat, 69112 Adaptor Incl	Standard configuration, contains 69112 Rat Anesthesia Adaptor with Tubing, 69113 15° Angle Adaptor, 69116 18° Ear Bars for Rat.
69107	Rotational digital Stereotaxic Instrument for mouse, Dual Rat, 69112 Adaptor Incl	
69133	40X Central Magnifier	Optional configuration
69137	Alignment Indicator	
69136	Operating Platform for Stereotaxic	

**Standard Stereotaxic Instrument**

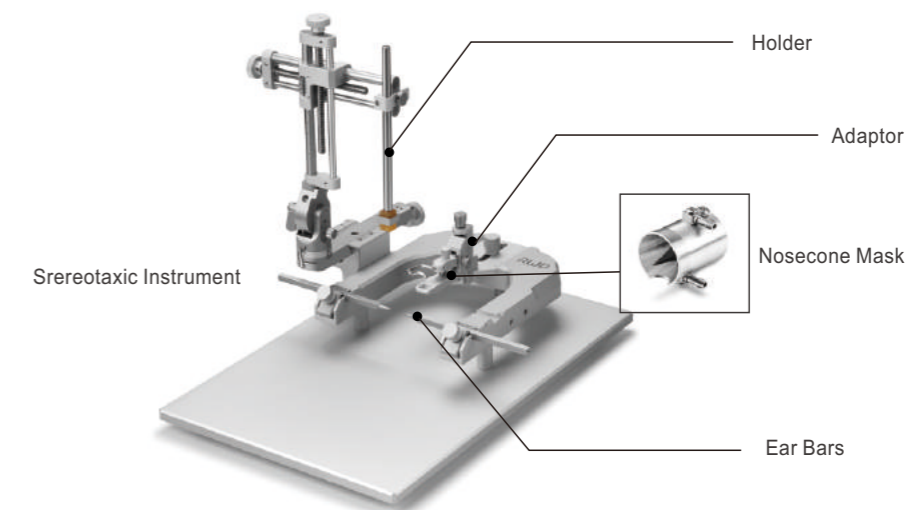
Classical U-type base design, professional services in the laboratory for 20 years!

The displacement accuracy of the standard stereotaxic instrument is 100 μm, and the classic U-shaped frame can perform stereotaxic surgery on different types of small animals by replacing the adaptor and ear bars.



**Product configuration**

A complete set of configurations consists of a standard stereotaxic instrument, adaptor (page 13), ear bars (page 14), holder (page 13), and nosecone mask (optional for gas anesthesia, page 15). The single manipulator type can be changed into a dual manipulator type by adding the right manipulator (68402), and you can also contact us to upgrade to a digital display type (accuracy is 10μm).

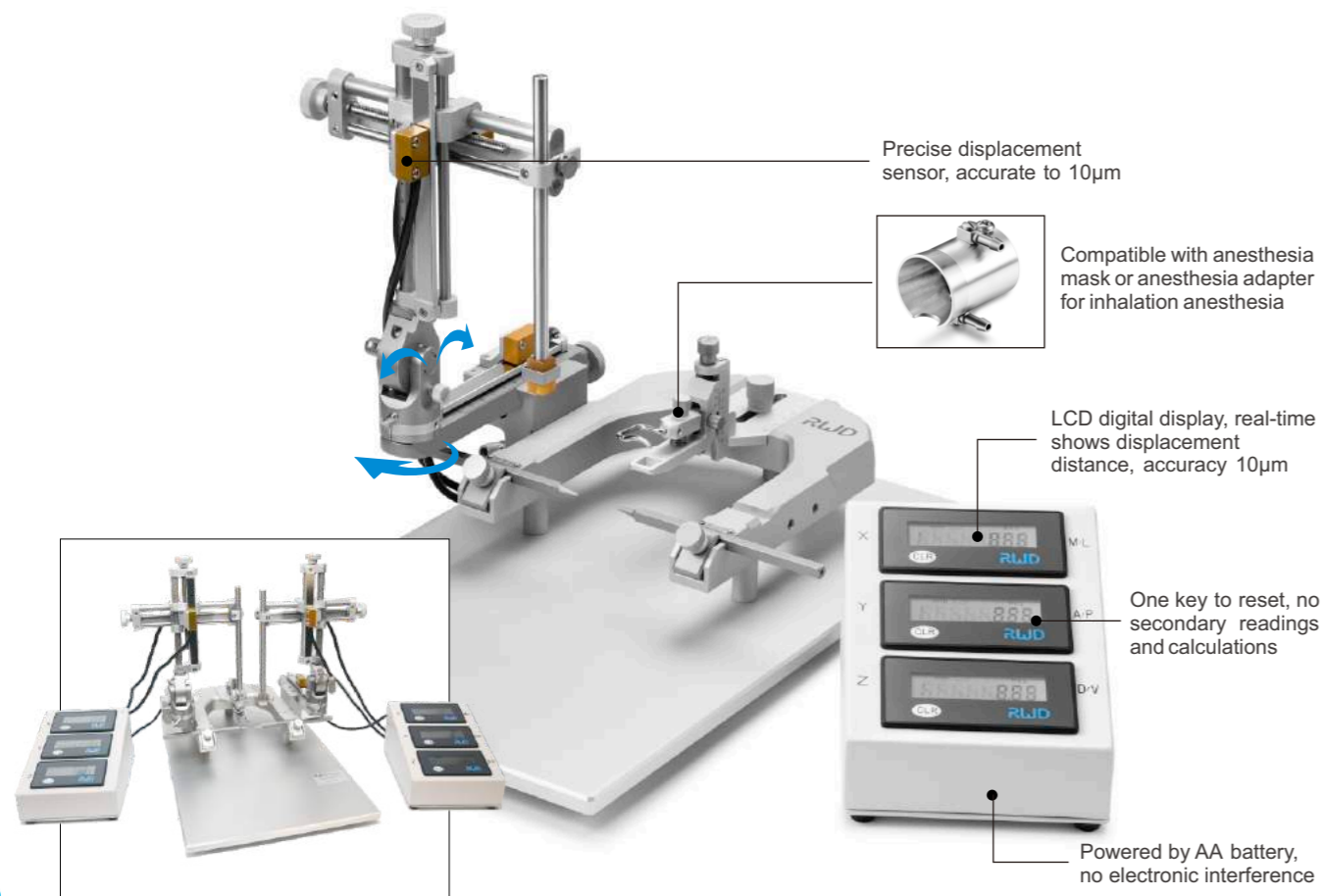


Complete Configuration = Stereotaxic Instrument + Adaptor + Ear Bars + Holder + Nosecone Mask (optional for gas anesthesia)

**Order Information:**

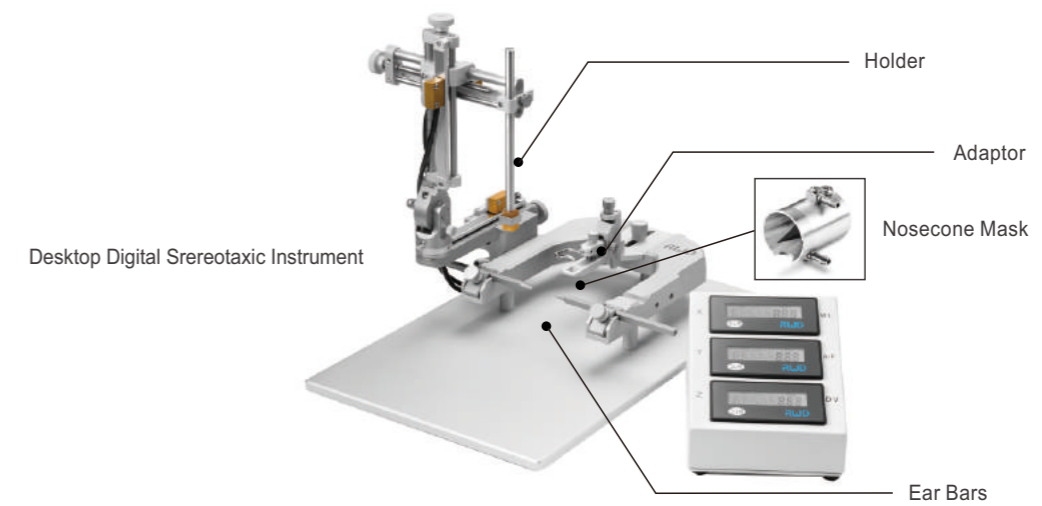
Model	Product Description	Remarks
68801	Standard Stereotaxic Instrument, SGL M	Standard configuration, contains 68861N base, 68401 3-axis manipulator-left, without adaptor, ear bars, holder and mask
68802	Standard Stereotaxic Instrument, Dual M	Standard configuration, contains 68861N base, 68401 3-axis manipulator-left and 68402 3-axis manipulator-right, without adaptor, ear bars, holder and mask
68861N	Stereotaxic Base Plate, Standard	68801, 68802 include
68401	3-Axis Manipulator-Left	68801, 68802 include
68402	3-Axis Manipulator-Right	68802 include

**Desktop Digital Stereotaxic Instrument**



**Product configuration**

A complete set of configurations consists of a desktop digital stereotaxic instrument, adaptor (page 13), ear bars (page 14), holder (page 13) and anesthesia nosecone mask (optional for gas anesthesia, page 15). Single manipulator models can add the manipulator-right (68410) to become dual manipulator models.




Complete Configuration=Stereotaxic Instrument+ Adaptor + Ear Bars + Holder + Nosecone Mask(optional for gas anesthesia)

**Order Information:**

Model	Product Description	Remarks
68803	Desktop digital stereotaxic instrument, SGL M	Standard configuration, contains 68861N base, 68409 3-axis digital manipulator-left, without adaptor, ear bars, holder and mask.
68804	Desktop digital stereotaxic instrument, Dual M	Standard configuration, contains 68861N base, 68409 3-axis digital manipulator-left and 68410 3-axis digital manipulator-right, without adaptor, ear bars, holder and mask.
68861N	Stereotaxic Base Plate, Standard	68803B, 68804B include
68409	3-Axis Digital Manipulator-Left	68803B, 68804B include
68410	3-Axis Digital Manipulator-Right	68804B include

**Portable Mouse Stereotaxic Instrument**


- The portable stereotaxic instrument cancels the traditional U-shaped frame, and the operation space is larger;
- This type is specially designed for mouse. The height of the nose bar and ear bars can be adjusted from 0-20mm, which is convenient for adjusting the level of the skull;
- The accuracy of non-digital models is 100 µm, and the accuracy of digital models is 10 µm.





**Product configuration**

A complete set of configurations consists of a portable mouse stereotaxic instrument, nose bar, ear bars, holder (page 13) and anesthesia nosecone mask (optional for gas anesthesia, page 15). The single manipulator model cannot simply increase the right manipulator to become a dual manipulator model. If you already have a single manipulator model and need another manipulator, please contact us for an upgrade.



Portable Mouse Stereotaxic Instrument

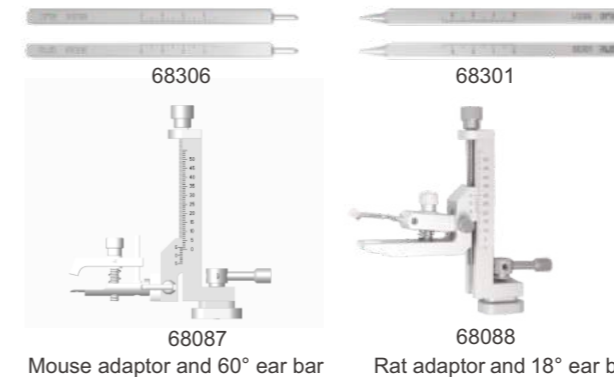
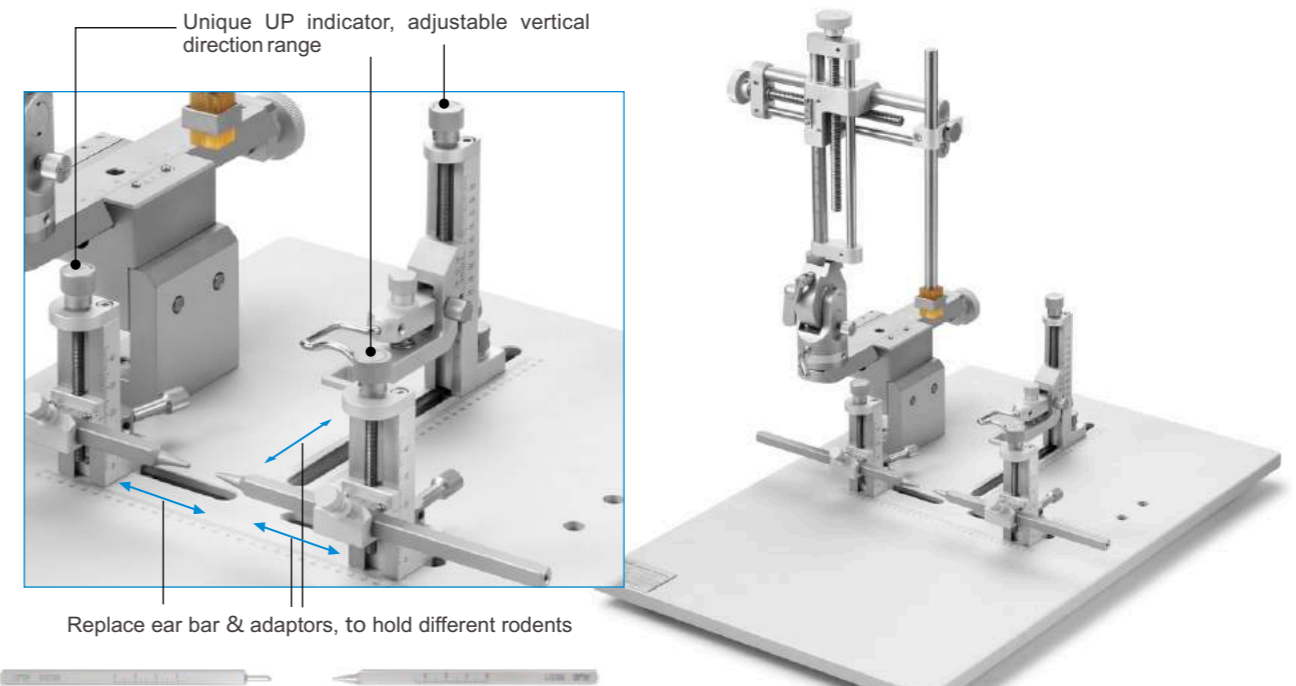
Complete Configuration=Stereotaxic Instrument+ Nose Bar + Ear Bars + Holder + Nosecone Mask(optional for gas anesthesia)

**Order Information:**

Model	Product Description	Remarks
68805	Portable Mouse Stereotaxic Instrument, SGL M	Standard configuration, non-digital model (accuracy is 100µm), including 68863S base, 68401 3-axis manipulator-left, without nose bar, ear bars, holder and mask.
68806	Portable Mouse Stereotaxic Instrument, Dual M	Standard configuration, non-digital model (accuracy is 100µm), including 68863D base, 68401 3-axis manipulator-left, 68402 3-axis manipulator-right, without nose bar, ear bars, holder and mask.
68807	Portable Mouse Stereotaxic Instrument, SGL M, Digital	Standard configuration, digital model (accuracy is 10µm), including 68863S base, 68409 3-axis digital manipulator-left, without nose bar, ear bars, holder and mask.
68808	Portable Mouse Stereotaxic Instrument, Dual M, Digital	Standard configuration, digital model (accuracy is 10µm), including 68863D base, 68409 3-axis digital manipulator-left, 68410 3-axis digital manipulator-right, without nose bar, ear bars, holder and mask.
68033	Nose Bar For 68030 Mouse Adaptor	Optional, the cross-sectional size of the nose bar is 5* 5mm.
68313	45°Ear Bars For 68030 Mouse Adaptor	Optional, including two tips of 45° and rubber, the cross-sectional size of the ear bars is 5*5mm.
68034	18°Ear Bars For 68030 Mouse Adaptor	Optional, including two tips of 18° and serrated, the cross-sectional size of the ear bars is 5*5mm.

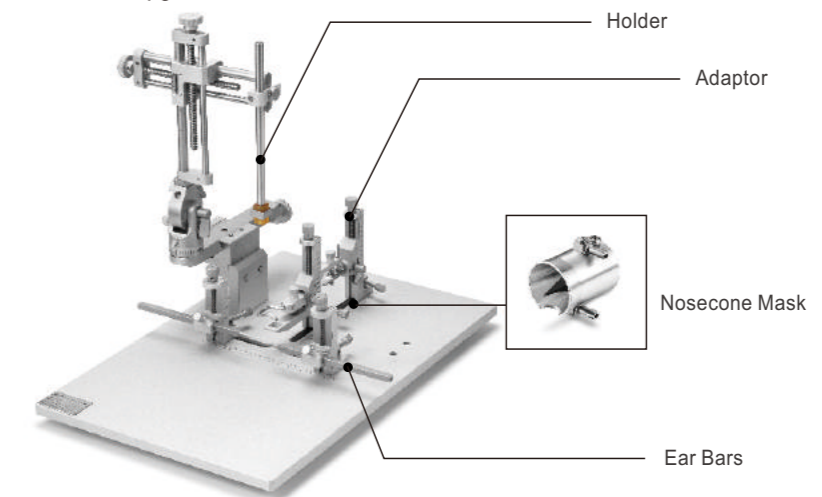
**Portable Rat and Mouse Stereotaxic Instrument**

- The portable stereotaxic instrument cancels the traditional U-shaped frame, and the operation space is larger;
- The adaptor and ear bars are removable for rodents of different weights;
- The height of the adaptor is adjustable from 0-55mm, and the height of the ear bars is adjustable from 0-45mm, which is convenient for adjusting the level of the skull;
- The accuracy of non-digital models is 100 µm, and the accuracy of digital display models is 10 µm.



**Product configuration**

A complete set of configurations consists of a portable rat and mouse stereotaxic instrument, adaptor, ear bars (page 14), holder (page 13) and anesthesia nosecone mask (optional for gas anesthesia, page 15) composition. The single manipulator model cannot simply increase the right manipulator to become a dual manipulator model. If you already have a single manipulator model and need another manipulator, please contact us for an upgrade.



Portable Rat and Mouse Stereotaxic Instrument

Complete Configuration=Stereotaxic Instrument+ Adaptor + Ear Bars + Holder + Nosecone Mask(optional for gas anesthesia)

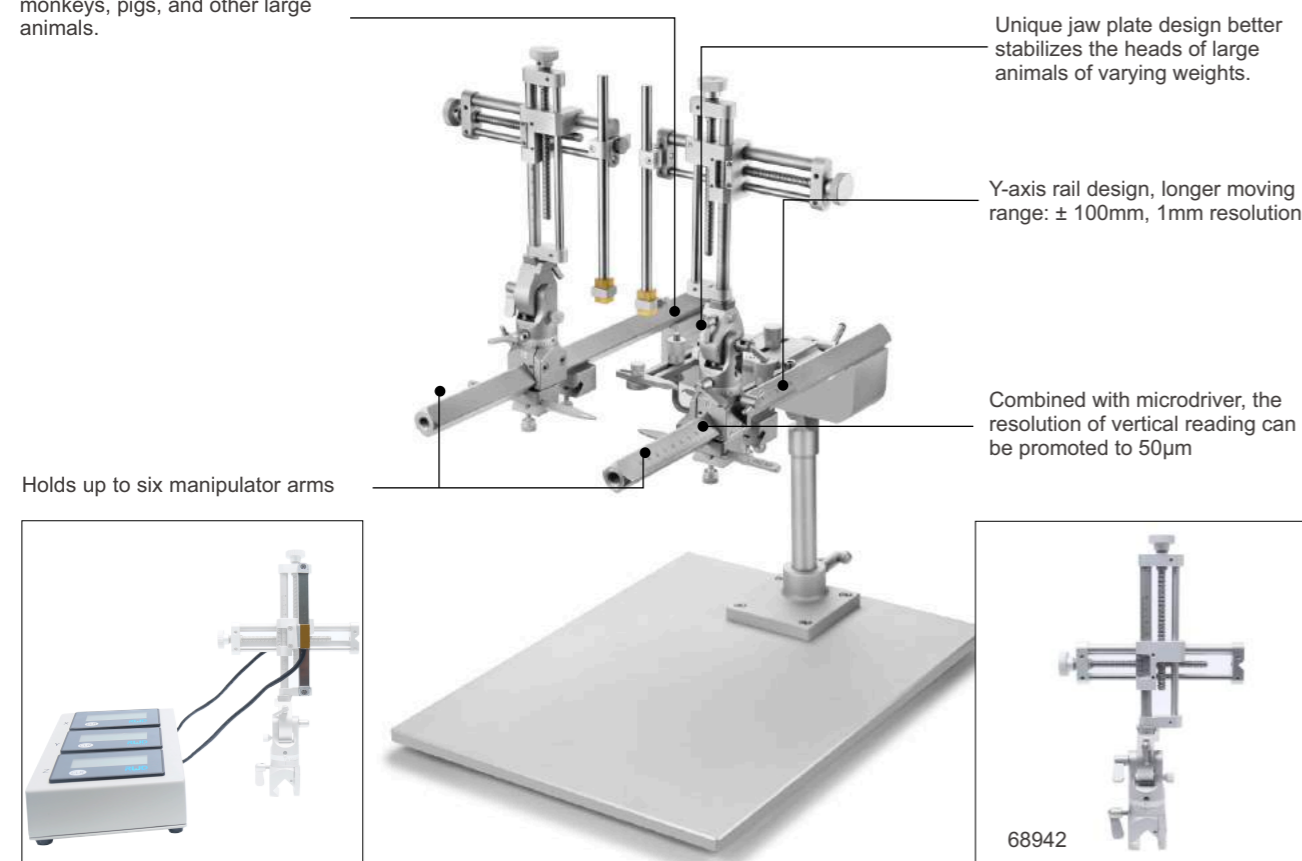
**Order Information:**

Model	Product Description	Remarks
68809	Portable Rat and Mouse Stereotaxic Instrument, SGL M	Standard configuration, non-digital model (accuracy is 100µm), including 68867S base, 68401 3-axis manipulator-left, without adaptor, ear bars, holder and mask.
68810	Portable Rat and Mouse Stereotaxic Instrument, Dual M	Standard configuration, non-digital model (accuracy is 100µm), including 68867D base, 684013-axis manipulator-left, 68402 3-axis manipulator-right, without adaptor, ear bars, holder and mask.
68811	Portable Rat and Mouse Stereotaxic Instrument, SGL M, Digital	Standard configuration, digital model (accuracy is 10µm), including 68867S base, 68409 3-axis digital manipulator-left, without adaptor, ear bars, holder and mask.
68812	Portable Rat and Mouse Stereotaxic Instrument, Dual M, Digital	Standard configuration, digital model (accuracy is 10µm), including 68867D base, 68409 3-axis digital manipulator-left, 684103-axis digital manipulator-right, without adaptor, ear bars, holder and mask.
68087	Mouse Adaptor	Only used for portable rat and mouse stereotaxic instrument
68088	Rat Adaptor	Only used for portable rat and mouse stereotaxic instrument

**▶ Large Animal Stereotaxic Instrument**

- Large animal stereotaxic instrument is suitable for cats, dogs, monkeys, pigs, etc.;
- It contains a two-dimensional manipulator (X, Z axis). The accuracy of the non-digital model is 100 µm, and the accuracy of the digital model is 10 µm;
- Two kinds of adaptors are optional, the 68081 monkey adaptor is generally suitable for large animals of 10-30kg, and the 68041 is generally suitable for large animals below 10kg.

Adaptors are available for dogs, monkeys, pigs, and other large animals.



**Product configuration**

A complete set of configurations consists of a large animal stereotaxic instrument, an adaptor (page 13), ear bars (page 14), holder (page 13). A single manipulator model can add the right manipulator to become a dual manipulator model.



Large Animal Stereotaxic Instrument

Complete Configuration=Stereotaxic Instrument+ Adaptor + Ear Bars + Holder

**Order Information:**

Model	Product Description	Remarks
68813	Stereotaxic for Large Animals, SGL M.	Standard configuration, non-digital display model (accuracy 100µm), including 68868N base, 689412-axis manipulator-left, without adaptor, ear bars, holder.
68814	Stereotaxic for Large Animals, SGL M.	Standard configuration, non-digital display model (accuracy 100µm), including 68868N base, 689412-axis manipulator-left, 68942 2-axis manipulator-right, without adaptor, ear bars and holder.
68815	Stereotaxic for Large Animals, SGL M, Digital	Standard configuration, digital display model (accuracy 10µm), including 68868N base, 68944 2-axis digital manipulator-left, without adaptor, ear bars, holder.
68816	Stereotaxic for Large Animals, Dual M, Digital	Standard configuration, digital display model (accuracy 10µm), including 68868N base, 68944 2-axis digital manipulator-left, 68945 2-axis digital manipulator-right, without adaptor, ear bars and holder.
68941	2-axis Manip for Dog/Monkey Stereotaxic, Left	68813, 68814 include
68942	2-axis Manip for Dog/Monkey Stereotaxic, Right	68814 includes
68944	2-axis Digital Manip for Dog/Monkey Stereotaxic, Left	68815, 68816 include
68945	2-axis Digital Manip for Dog/Monkey Stereotaxic, Right	68816 includes



## Stereotaxic Instruments Accessories

### Electrode Holders

68201 Standard Probe Holder-Corner



V-groove design, widely used for syringe needles or electrodes with diameter 0.3mm-1.5mm.

68211 Cannula Holder



Compatible with stereotaxic instruments with dual manipulators. Holds electrodes or cannulas of 2.1mm to 5.0mm in diameter.

68210 Electrode Holder



Holder is specifically designed for electrophysiological experiments. Two electrodes, controlled individually, can be located very close to each other. Holds thin electrodes with diameter from 0.7mm to 2.5mm.

### Cannula Holders

68205 Cannula Holder



It's made of metal. Suitable for holding the single cannula or double cannula with the outer diameter of 3.5mm plastic.

68217 Cannula Holder



Suitable for holding the single cannula or double cannula with the outer diameter of 3.5mm plastic base.

68214/68215 Ceramic Ferrule Holder



Hold cannula or Ceramic Ferrule during implantation.

- Versions for Ø1.25 mm — 68214 Cannula or Ceramic Ferrule.
- Versions for Ø2.5 mm — 68215 Cannula or Ceramic Ferrule.

### Multi-function Holders

68202 Large Probe Holder



Lateral fixation, holds micro syringe needles, large diameter electrodes and flexible drill handles etc. V-groove design with 6mm-12mm diameters.

68218 Syringe Holder



Holder is applicable for micro-injection, which holds syringe and needle simultaneously, and the clamping of the syringe is more stable, the syringe holding range is 6mm to 12mm and needle's is 0.6mm to 1.5mm.

68605 Microdrill Holder




Holder secures the microdrill to stereotaxic instruments. Controls the depth of drilling by the manipulator. Easy and accurate operation protects brain tissue from damage caused by excessive drilling. Holds the microdrill with diameter about 14.5mm.

### Adaptors

#### Mouse Adaptors

68030 Mouse/Neonatal Rat Adaptor  
(with 18° ear bars 68034 and 45° ear bars 68313)



This adaptor can not only fix the mouse and neonatal rat head, but also avoid damage to the skull. Four kinds of earstick tips are available, the height of the earstick and earstick are adjustable, and the adjustment range is 20mm.

68055 Mouse Adaptor

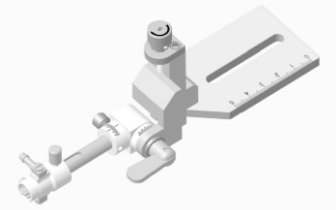


It holds the mouse head by a palate and incisor, and offers vertical regulation to make the head level or at certain angle. The Vertical adjustable range from +10mm to -20mm, with 100µm resolution; Horizontal adjustable range of 43.5mm; Horizontal rotatable range of 35°.

68057 Mouse Gas Anesthesia Head Holder

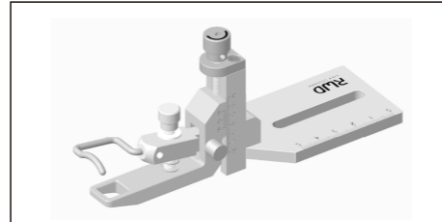
This model offers maximal adjustment for positioning the head. The adaptor can rotate the head to multi angle without blocking the anesthetic gas delivery.

- Vertical adjustable range: 30mm (+10mm~-20mm), with 100µm accuracy.
- Vertical rotatable range: 70° (-35°~+35°), with 5° accuracy.
- Horizontal rotatable range: 70° (-35°~+35°), with 5° accuracy.
- Horizontal adjustable range: 43.5mm
- Diameter of inlet/outlet of the mask: 2mm



#### Rat Adaptors

68021 Rat Adaptor



It holds rat head firmly through incisor, nose clip and ear bars. This adaptor can be adjusted 30 mm vertically along dovetail slide with 100µm resolution and 50mm horizontally, which makes it applicable for rats of different weight.

68053 Rat Anesthesia Adaptor



This adaptor integrates the gas anesthesia mask function while hold the rat head firmly. The adaptor can rotate the head to multi angle without blocking the anesthetic gas delivery.

- Vertical adjustment range is 30mm (-20mm ~ + 10mm), with 100µm accuracy.
- Vertically rotatable range is 70°(-35° ~ + 35°), with 5° accuracy.
- Horizontal rotatable range is 70° (-35°~ + 35°), with 5° accuracy.
- Horizontal adjustment range is 43.5mm.


#### Multi-function Adaptor

68091 Spinal Cord Adaptor for Rat & Mouse

The adaptor is ideal for spinal securing of rat and mouse. The base plate is 210mm(L) x 165mm(W) x 15mm(H), which can be attached to RWD 68000 series small animal stereotaxic instruments. There are 3 vertical bars and locking blocks. which can be easily disassembled through the T slots without wrench. The adjustment range of vertical bar is 56mm. The height of locking block can be easily adjusted by screw. This adaptor can be adjusted in Vertical/Lateral, Anterior/Posterior and Ventral/Dorsal directions. Standard accessories contain: Base plate, 3 vertical bars and locking blocks and spinal cord clamp (3 pairs).

#### Specifications:


- Accurate and reliable positioning.
- Wide various components and accessories can be used in module.
- Simple, fast and effective clamping and locking.
- Compatible with small animal stereotaxic instruments.



#### Ear Bars

RWD ear bar with the scale of 35mm, 1mm resolution, square 6.15mm

68301



Ear Bars, Rat, 18 Deg. (0.8mm radius tip)

68302




Ear Bars, Rat, 45 Deg (for guinea pigs, prairie rats, birds, squirrel monkeys 0.8mm tip).

68306




Ear Bars, Mouse, 60 Deg.

68314




Mouse Ear Bars - height adjustable (tooth tip range: -5mm ~ +5mm).



### Stereotaxic Frame Nosecone Masks

- This type of anesthetic masks are specifically designed to fit most stereotaxic frame and deliver anesthetic gases with minimal exposure during surgery. They are locked onto the adaptor with the cone opening toward the open "U". The animal's teeth is placed over the incisor bar.
- Two kinds of Stereotaxic Frame Nosecone Masks are available: one is "passive" mask with collinear inlet and outlet, and the other one is "active" mask with separate (non-collinear) inlet and outlet on both sides. the "passive" mask is used with charcoal canister only, and the "active" mask can be used with evacuation apparatus.




#### Order Information:

Model	Product Description	Remarks
68601	Stereotaxic Anesthesia Mask Kit -mice or neonatal rats (<70g, Canister & Tubing included)	For Passive Scavenging
68602	Stereotaxic Anesthesia Mask Kit - rats (<300g, Canister & Tubing included)	
68663	Stereotaxic Anesthesia/Evacuation mask- mice or neonatal rats (<30g)	For Active Scavenging
68665	Stereotaxic Anesthesia/Evacuation mask- mice or neonatal rats (30~70g)	
68666	Stereotaxic Anesthesia/Evacuation mask- rats (<300g)	
68667	Stereotaxic Anesthesia/Evacuation mask- rats (>300g)	

## Precise Impactor

### 68099 II Precise Impactor

The 68099 II Precise Impactor is an instrument used for traumatic brain injury and spinal cord injury model. The system adopts pneumatic-electric control, which can precisely adjust the speed, depth and dwell time to achieve precise impact. Touch screen design, convenient and friendly operation. The zero method uses a sensor contact mechanism to automatically detect the zero interface, which is sensitive and efficient.

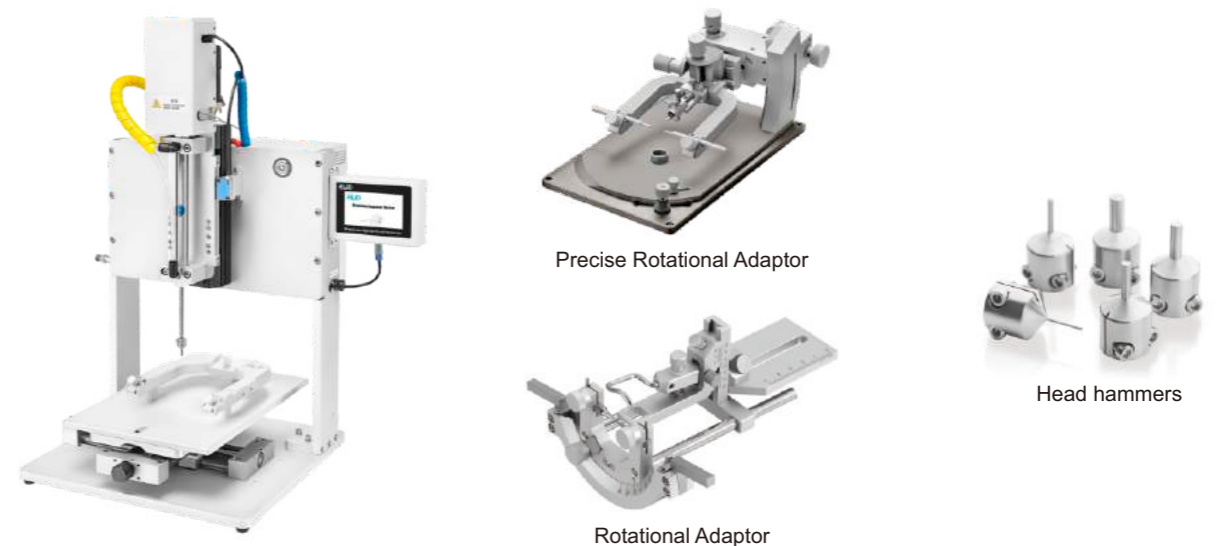


#### Features:

- Pneumatic-electric design, stable blow without shaking, to ensure the repeatability of the experiment;
- It is suitable for small animal brain and spinal cord injury models such as mice, rats, and guinea pigs;
- LCD touch screen, wide-angle visibility, convenient and friendly operation;
- Sound alarms and text message prompts improve the human-computer interaction between the equipment and the user, and reduce human errors in the operation process;
- The zero-contact method can automatically determine the zero interface to reduce human error;
- A variety of cylindrical flat-head head hammers with outer diameters of 1.3, 2, 3, 4 and 5mm, which can meet the needs of traumatic brain injury and spinal cord injury model;
- Speed calibration function to ensure the stability and repeatability of the experiment;
- Speed range is 0.5-5.6m/s, resolution 0.1m/s; depth range is 0.00-5.00mm, resolution 0.01mm; dwell time range is 0.00-5.00s, resolution 0.01s;
- The rotatable design ensures that the brain and spinal cord are hit vertically and improves the repeatability of the experiment.

#### Traumatic Brain Injury(TBI)


- Two kinds of brain adaptors for rats and mice are optional. The rotational adaptor can rotate left and right  $\pm 30^\circ$ , the height adjustment range of  $+10 \sim -20\text{mm}$ , and the precise rotational adaptor can rotate left and right  $\pm 30^\circ$ , swing up and down  $\pm 10^\circ$ , three-axis displacement 30mm;
- The base is movable, 0~116mm in X direction and 0~98mm in Y direction.





### Spinal Cord Injury(SCI)

- The rat and mouse spinal cord adaptor adopts the method of supporting the spinal cord from the lower sides of the spine to avoid the depth error caused by the collapse of the animal when breathing or impacting;
- The three-axis micro-manipulated rotatable platform includes a universal adjustment device, which can adjust the level of the spinal cord to ensure vertical strikes and improve experiment repeatability.



#### Order Information:

Model	Product Description	Remarks
68099 II	Precise Impactor-Brain	Standard configuration (without adaptor)
68099 II -S-M	Precise Spinal Impactor for Mice	Standard configuration (including adaptor)
68099 II -S-R	Precise Spinal Impactor for Rat	Standard configuration (including adaptor)
68063	Rotational Rat Adaptor, 60°Ear Bars Incl.	Optional
68065	Rotational Mouse Adaptor, 60°Ear Bars Incl.	Optional
69100-03	Precise Rotational adaptor for Rat	Optional, can fix the head of mouse collaborately use mouse anesthesia adaptor(69110 or 69111) and ear bars(69114).
69100-04	Precise Rotational adaptor for Mouse	Optional, can fix the head of rat collaborately use rat anesthesia adaptor(69112) and ear bars(69115).
69110	Mouse Anesthesia Adaptor with Tubing(<30g)	Optional (69100-04 including)
69111	Mouse Anesthesia Adaptor with Tubing(30~70g)	Optional
69112	Rat Anesthesia Adaptor with Tubing	Optional (69100-03 including)
69114	60°Ear Bars for Mouse, One pair	Optional (69100-04 including)
69115	18°Ear Bars for Rat, One pair	Optional (69100-03 including)


## Animal Anesthesia Machine

### Small Animal Anesthesia Machines ▶

Suitable for rats, mice, hamsters, guinea pigs, rabbits, cats and other animals within 7kg

#### R500 Compact Anesthesia Machine

Regular assembly (R500-A),vaporizer(R580),Inlet/Outlet End Caps(R580-IO)and tube accessory kit are included in the R500 anesthesia machine.Different air supply, induction chambers,small animal masks, filter canisters and gas evacuation apparatuses can be selected for anesthesia recovery of different animals.

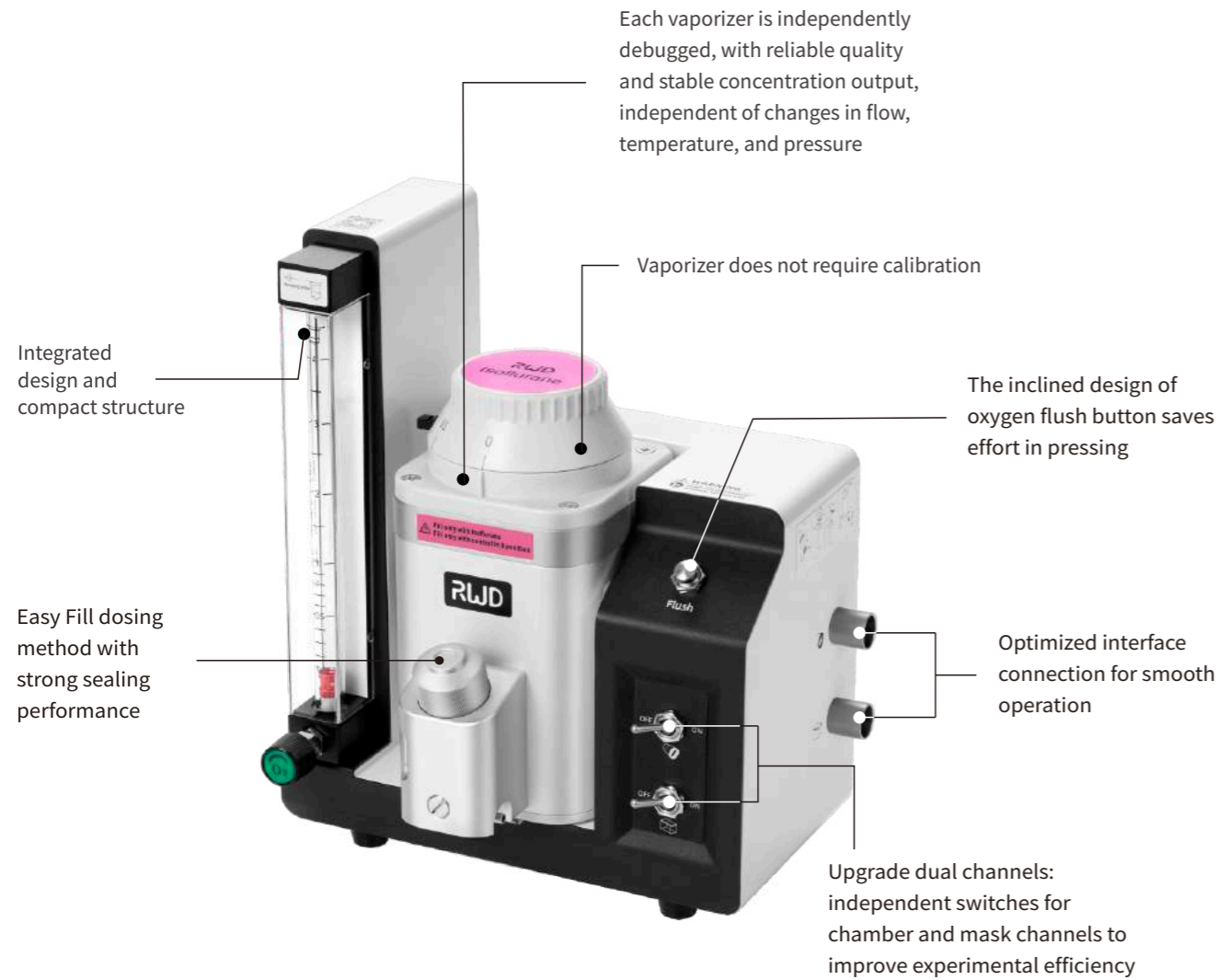


Note: Oxygen flush is commonly used to flush out anesthetic gas to the filter canister before opening the induction chamber to prevent the operators from anesthetic gas.

#### Order Information:

Model	Product Description	Remarks
R500IP	Compact Small Animal Anesthesia Device-Isoflurane, Pour Fill, 0-4L	Contains connection tubing for mask&induction chamber
R500SP	Compact Small Animal Anesthesia Device-Sevoflurane, Pour Fill, 0-4L	

## TAJI Small Anesthesia Machine



### Order Information:

Model	Product Description
TAJI-IE	Compact Small Animal Anesthesia Machine, Isoflurane, Easy Fill, 0-4L

## R550 Multi-output Anesthesia Machine

Regular assembly (R550-A), vaporizer (R580), Inlet/Outlet End Caps (R580-IO) and tube accessory kit are included in the R550 anesthesia machine. Different air supply, induction chambers, small animal masks, filter canisters and gas evacuation apparatuses can be selected to form the experimental platform for anesthesia recovery of different animals.

With the latest design, it can be applies to simultaneous anesthesia of multiple mice, rats, cats, rabbits and other animals (1-5 small animals), and every channel can be controlled independently.

0-4L/min oxygen flowmeter, reserved additional flowmeter mounting hole, can be expanded into dual flowmeter

Stable concentration output, unaffected by flow, temperature and pressure

Can be upgraded into portable anesthesia machine to save space and facilitate movement



Aluminum alloy material, the whole weight less than 7.5kg

Gas flow of induction chamber can be adjusted independently, ranging from 0 to 2.5 L/min

Toggle switch, quick switching of gas circuit, 100 thousand times of life

### Order Information:

Model	Product Description	Remarks
R550IE	Enhanced Small Animal Anesthesia Device-Isoflurane, Easy Fill, 0-4L	Contains connection tubing for mask & induction chamber.
R550SE	Enhanced Small Animal Anesthesia Device-Sevoflurane, Easy Fill, 0-4L	

## Mobile Trolley



- Integrating gas supply, anesthesia induction, and waste gas recovery, convenient loading and unloading, saving space
- Universal belt lock casters for convenient mobile operation

### Order Information:

Model	Product Description
R510-T	Compact Small Animal Anesthesia MachineTrolley



## Veterinary Anesthesia Machines ▶

### R620-S1 Universal Veterinary Anesthesia Machine

R620-S1 universal veterinary anesthesia machine is applicable to clinical anesthesia of dogs, cats, pigs, monkeys, rodent, reptiles, birds etc. With "one-click" operation mode, it would be easy, safe and reliable to perform surgery on pets.

#### User-friendly design

Blocking bar design for breathing circuit, wheel brake for Universal wheel, and tray shelf for placing monitor

#### Rail-mounted CO<sub>2</sub> absorber


One step to assemble and disassemble, save time and effort to a great extent

#### Full inspection policy

Inspection would be made before shipment to make sure high accuracy

#### Minimal operation design

Just press to close APL valve; turn the switch to shift between rebreathing and non-rebreathing circuit; with only one action to install and uninstall the vaporizer; With one switch to turn, the smart weighing canister start to work



Item	Specification
Vaporizer	Output concentration: 0~5%(Isoflurane); 0~8%(Sevoflurane) Accuracy: ±0.1(0-1%); ±0.15(>1%) work temperature: 10~35° Volume>120ml
Flowmeter	0-4L/min
CO <sub>2</sub> Absorber	1.8L
Filter canister	Self-weight is 800g, Maximum absorption capacity is 200g

Optinal: MRI Conditional Animal Anesthesia Machine are available for purchase.

#### Order Information:

Model	Product Discription	Remarks
R620-S1-IEC	Veterinary Anesthesia Machine-Pole Mount,Isoflurane,Easy Fill,Cagemount	Respiratory Circuit,Endotracheal Intubation,Gas Filter Canister,Breathing Bag are included.
R620-S1-SEC	Veterinary Anesthesia Machine-Pole Mount,Sevoflurane,Easy Fill,Cagemount	
R620-S1-IPC	Veterinary Anesthesia Machine-Pole Mount,Isoflurane,Pour Fill,Cagemount	
R620-S1-SPC	Veterinary Anesthesia Machine-Pole Mount,Sevoflurane,Pour Fill,Cagemount	
R620-MRI	MRI Conditional Animal Anesthesia Machine	Additional non-magnetic oxygen tube

## Complete Anesthesia and Respiration Solutions ▶

### Multi-function Anesthesia Solutions



The experimental system is equipped with a gas recovery system to provide a safe experimental environment to maximize the protection of the operator; by replacing different types of anesthesia machines and masks to meet the needs of animal experiments, such as cerebral ischemia and myocardial ischemia model, osteoporosis model, tail vein injection, abdominal aorta blood sampling, heart blood sampling, ventricular injection, tissue / organ removal and other animal surgery experiments.

### Stereotaxic Anesthesia Solutions



By changing the different types of stereotaxic instruments and adaptors to meet the needs of different animal experiments, such as the neurological disease models (such as Parkinson, Alzheimer's disease, craniocerebral injury, spinal cord injury, etc.), brain drug injection, Cannula Implantation (long term repeated administration), physiology experiment (such as nerve stimulation, signal recording, wireless telemetry, etc.), microdialysis experiments (probe implantation and short-term dialysis) and other experiments.

## Combination Solutions of Ventilator to Anesthesia System

### Small animals



Small animal ventilator

This program is the combination of anesthesia machine and ventilator. While keeping the animal under anesthesia, it provides a certain volume (tidal volume) of oxygen and respiratory rate to support the normal breathing of animals.

It can meet the requirements of long surgeries or surgeries on animals suffering from certain diseases (such as cardiovascular and cerebrovascular diseases, hypertension, cerebral infarction, thrombosis), it's suitable for mice, rats, rabbits, cats and other animals within 1kg.

### Large animals



Oxygen Concentrator

Circular anaesthetic mask

Laryngoscopes

Endotracheal Tubes

Calcium lime

This program is suitable for the anesthesia and auxiliary respiration of animals within 100kg, such as pigs, monkeys, dogs and cats.

## Anesthesia Machine Accessories ▶

### (Anesthesia Machine) Vaporizer

Adopted advanced design, R580 series vaporizer can be perfectly collaborated with small animal anesthesia machine and large animal anesthesia machine to make sure accurate transmission of anesthetic gas. RWD offers Pour Fill, Easy Fill and Key Fill Cagemont and Selectatec.



Isoflurane vaporizer

Sevoflurane vaporizer

- Two kinds of vaporizers
- Three dosing methods
- Two installation

#### Features:

- The built-in temperature compensator ensures the stable concentration of anesthetic gas at different temperatures and flow rates, the flow range is 0.2-10L/min.
- Mixed anesthetic gas output pressure range  $\Delta P \leq 2.5kPa$ .
- Applicable temperature range: 10-35 °C.
- Good tightness, internal 50kPa pressure can be maintained, zero leakage, safe and reliable.
- Internal capacity is not less than 120ml, and the range of isoflurane vaporizer concentration is 0-5% (Sevoflurane: 0-8%).
- Anti-accident open lock structure and closed state security protection structure to ensure safety.
- The average filling rate is greater than 2ml/s, and the dosing adapter can withstand the pressure of 0.1mpa without leakage (Key Fill).

## Gas Evacuation Apparatus

The gas evacuation apparatus (GEA) was designed to safely and actively remove waste gas associated with everyday inhalation anesthesia. The waste gas from cone mask, concentric tubing mask and stereotaxic frame nosecone masks can be pulled through activated charcoal canister so that the air can be re-circulated into the room. The GEA will accommodate waste gas supply from at least 5 masks. The new one has been upgraded with a wider range of exhaust flow, Low noise, and Exquisite exterior design.

#### Features:

- New design make it more exquisite and easy to carry.
- A wide range of flow rate-8~60LPM, real-time display through LED screen.
- Small size 232mm (W)\*200mm (D)\*184mm (H).
- Noise reduction system within 50dB. One click set mute to prevent noise.
- Two level overweight alarm: 990g and 1010g.
- Power: 100-240V, 50/60Hz.
- Automatic temperature compensation system can help stably run even in 5°C-40°C.
- Integrated negative pressure recovery system and weighing alarm functions, can weigh and display the weight of the gas filter tank at anytime to confirm whether the adsorption is saturated.



R546Pro

#### Order Information:

Model	Product Description
R546Pro	Gas Evacuation Apparatus with Weight Monitoring, 110-240V



## Gas Filter Canister



Used to absorb isoflurane, sevoflurane and enflurane and other gases, disposable, large and small size are available, large canister (net weight: 800g) absorb 200-240g gas; small canister (net weight: 250g) absorb 50g gas.

### Order Information:

Model	Product Description
R510-31-6	Gas Filter Canister, Large, pkg of 6pcs
R510-31S-6	Gas Filter Canister, Small, pkg of 6pcs
R510-31S-16	Gas Filter Canister, Small, pkg of 16pcs

## Induction Chambers

The anesthetic gas is inducted into the chamber, and exhausted to the connected charcoal canister. With following features:

- Transparent plexiglass material, durable, easy to clean, convenient to observe the anesthetic state of animals.
- Positive pressure gaskets at lids.
- Both ports on one side to reduce tubing in procedure area.

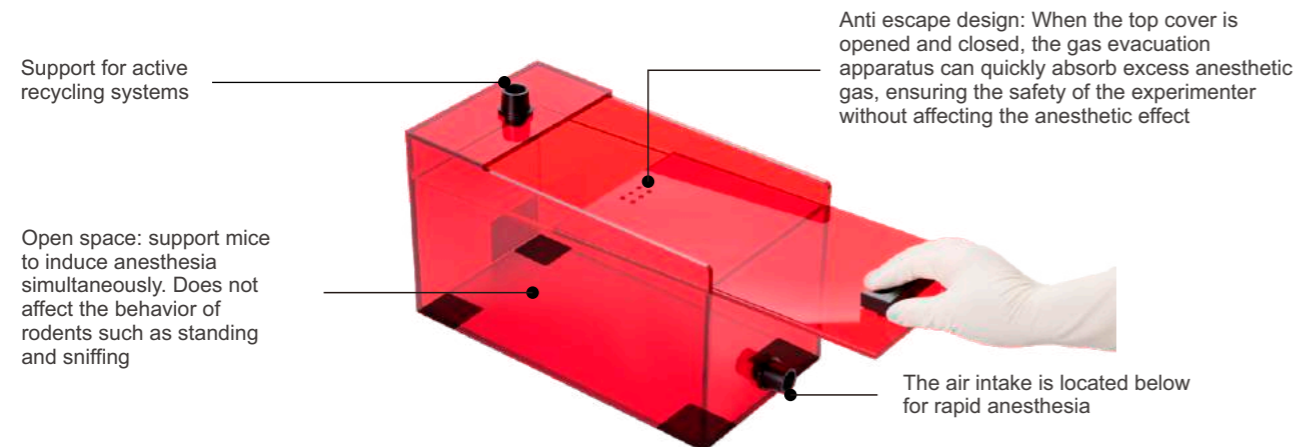


### Order Information:

Model	Product Description	Remarks
V100	Induction Chamber-mouse (15cm*10cm*10cm)	Contains 1 plexiglass box, 1.2m bellows and 1 gas filter canister (R510-31S)
V101	Induction Chamber-rat (24cm*12cm*18cm)	
V102	Induction Chamber-rabbit/cat (40cm*18.5cm*25cm)	

## Low Stress Anesthesia Induction Chamber

Low stress: Rodents lack cone cells that sense red light and are insensitive to red light. The red transparent appearance is convenient for the experimenter to observe the state of the animal while reducing the stress response of the animal and reducing the impact on the biological rhythm of the animal. Comply with animal welfare.



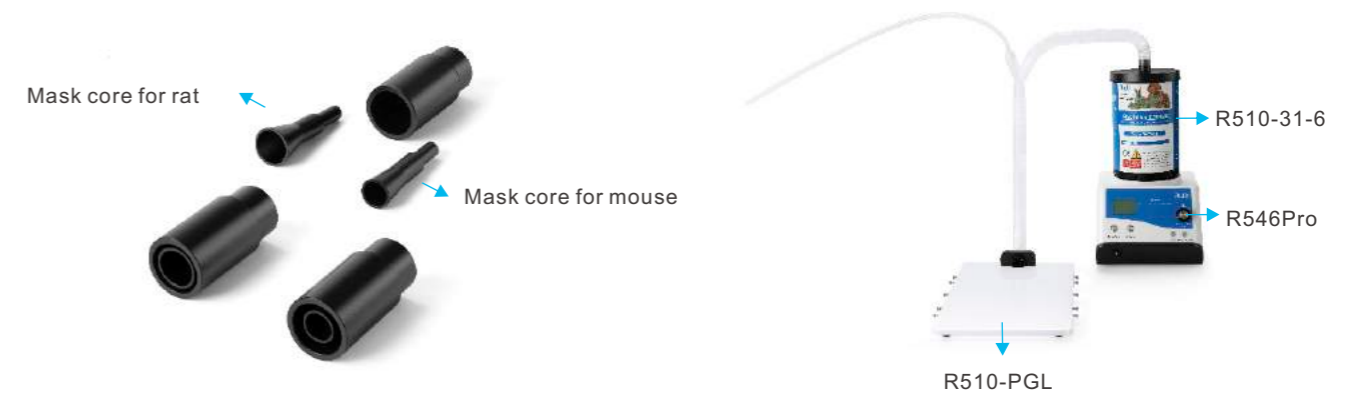
### Order Information:

Model	Product Description	Remarks
V105	Low Stress Anesthesia Induction Chamber, for Mice and Rats (31cm*15cm*19cm)	The pipeline connecting the Gas Evacuation Apparatus is already included

## Small Animal Anesthesia Mask

### Concentric Tubing Masks

- Using Concentric Tubing design, sturdy and durable; Compatibility between rat and mouse can be achieved by changing the mask core.
- The entire mask (including tubing) is made of non-metallic material suitable for MRI environments.
- It can be used with the Gas Filter Canister (R510-31-6) and the Gas Evacuation Apparatus (R546Pro) for waste gas recovery to protect the experimental operators and the experimental environment.
- Optional fixing Mounting Bracket (68625) can be used to fix the mask, and the height can be adjusted up and down, or it can be fixed on the Anesthesia Operation Platform-Concentric Tubing type (R510-PGL).



### Order Information:

Model	Product Description	Size
R510-M	Concentric Tubing Mask for rat and mouse - including pipe	/
R510-PGL	Anesthesia Operation Platform- Concentric Tubing type	300*210*10mm

### Cone Masks

- Small size, without interfering with head, ophthalmology and other related experimental operations.
- The exhaust gas will hardly leak from the mask to protect the experimental operators and the experimental environment. The exhaust gas can be recovered with the Gas Filter Canister (R510-31-6).
- The Anesthesia Operation Platform-Cone type (R510-PYZ) is optional for animal limb fixation.



### Order Information:

Model	Product Description	O.D. (size)	I.D.(size)	D(size)
68680	Cone Mask with Tubing for Neonatal Mouse(<15g)	13mm	5mm	24mm
68681	Cone Mask with Tubing for Mouse or Neonatal Rat(15-40g)	20mm	10mm	28.5mm
68682	Cone Mask with Tubing for Rat(200-350g)	25mm	15mm	38mm

Model	Product Description	Size
R510-PYZ	Anesthesia Operation Platform-Cone type	300*210*10mm

## Animal Ventilator

### VentStar Small Animal Ventilator

Animal ventilator is the most commonly used equipment to assist animal respiration. It is widely used in basic medicine, clinical medicine, animal medicine and other scientific research experiments (such as myocardial ischemia model making, lung function evaluation), respiratory management, animal first aid and respiratory treatment in clinical surgery. Small animal ventilator suitable for 10g-1kg mice, rats and guinea pigs and other small animal.

Suitable for mice, rats and guinea pigs and other animals weighing 10g-1kg

Input power range: 100 ~ 240V, 50/60Hz, 24V, 40W, 1.67A adapter DC power supply, safe and effective

Small size, compact layout, flexible operation

Provide safe and effective intermittent positive pressure ventilation (IPPV), volume and pressure modes are available.

7 inches LCD touch screen, wide-angle visual

The pressure-time graph can be displayed in real time in volume and pressure modes

Sound, intelligent text, error code and other fault alarm alerts

10 groups of different respiratory parameters can be stored and called, which is convenient and efficient

R415-AP

Set the respiratory parameters such as PIP/PEEP/Sigh/INSP.Hold/EXP.Hold

After submitting the animal weight, and the device automatically sets the reference breathing parameters

The breathing frequency can be switched between 10 ~ 300bpm

Tidal volume range: 0.05ml ~ 5ml

Airway pressure range: 1~50cmH<sub>2</sub>O, the accuracy range: ±0.7 cmH<sub>2</sub>O; positive end expiratory pressure (PEEP) range is 0~10cmH<sub>2</sub>O

The adjustable range of I:E ratio is from 20% to 80%; the sigh increases the tidal volume from 0 to 20%, and can set auto-sigh once after every 10 to 999 breaths or manual control

Model	Product Description
R415	Small Animal Ventilator
R415-AP	Accessory package for Anesthesia and Ventilator

### RE20 Animal Endotracheal Intubation Kit

Noninvasive endotracheal intubation kit for animals guided by cordless optic fiber to support mouse, rat and other similar small rodents in a stable and comfortable position for experimenters to perform endotracheal intubation, drug infusion and other operations, effectively reducing animal damage, and enhancing the experimental efficiency and precision of the experiment results.

#### Features:

- PU material, moderate soft and hard, comfortable and not harmful to animals;
- The cordless portable optic fiber lighting system, which has been patented for an invention, improves the visibility of the airway and facilitates users to quickly and accurately finish endotracheal intubation;
- The stand angle can be adjusted, including: 45°, 60°, 90°, to meet the requirements of users with different operation habits;
- An endotracheal magnifier with auxiliary positioning function and a tracheoscope mirror that helps to confirm intubation result are more user-friendly.



#### Order Information:

Model	Product Description
RE20-R	Endotracheal intubation tube for rat (length 50mm)
RE20-M	Endotracheal intubation tube for mouse (length 25mm)

### R419 Intelligent Animal Ventilator

R419 intelligent animal ventilator as mechanical ventilation device, which is completely according with veterinary clinical practice. There are 3 modes of operation, including VCV, PIPCV and APNEA, to meet multiple clinical applications.

Equipped with two different sizes of bellows, the output tidal volume 20 ~ 300mL and 300 ~

Three working modes:  
Capacity control mode (VCV)  
Pressure control mode (PIPVCV)  
APNEA mode

5-inch LCD color display, realtime display device power, air pressure column, tidal volume, respiratory rate, suction ratio, pressure peak, average and other parameters

Bellow-1500ml

R419

Respiratory rate (2 ~ 60 BPM) linear adjustable, respiratory ratio (1: 1.0 ~ 1: 4.0) real-time adjustable and airway pressure rate (5 ~ 35cmH<sub>2</sub>O) real-time adjustable to meet the respiratory demand of different kinds of animals

#### Order Information:

Model	Product Description
R419	R419 Intelligent animal ventilator
R409-MB	Mounting Bracket for R409 Ventilator

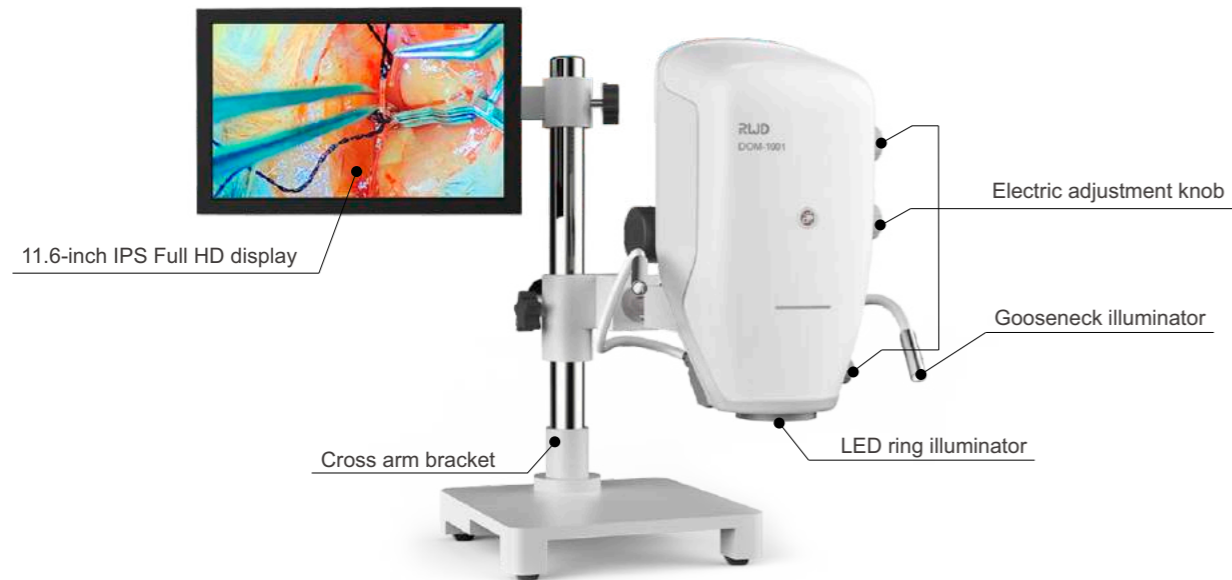
- Adjustable power supply (110 / 220V)
- Light weight, portable, user-friendly design, multi-parameter fixed platform, easy to operate
- Provides safe and effective intermittent positive pressure ventilation (IPPV)
- Provide internal battery power, which can work more than 4 hours



## Surgical Auxiliary Equipment

### DOM-1001 Digital Microscope

DOM-1001 is a digital microscope without eyepiece, with dual light sources and a cross arm bracket. High-end optical components and 16 million pixel CMOS camera can be used to capture real-time images and video, realizing multi-person sharing. Mainly used in life science, university teaching, industrial manufacturing, material science and other fields.



**Features:**

- Novel and unique integrated design**  
 High-end optical components and a 16 million pixels digital camera, combined with LED ring lights and gooseneck light control components, and optional brackets for various scenarios, together create a powerful DOM-1001 digital surgical microscope system.
- Excellent ergonomic design**  
 The comfortable electric adjustment knob on the side is combined with the foot focus adjustment, and with the 11.6-inch display, the operator can maintain a correct and comfortable working posture, reducing fatigue and damage caused by long-term use.
- Real-time ultra high-definition projection screen**  
 Built-in digital camera with zoom optical components, high depth of field (maximum depth of field 6.7mm), adjustable magnification 8-44X(11.6-inch display), 18-100X(27-inch display), support real-time display with high-definition monitor or notebook computer connection.
- Convenient and practical remote control**  
 With the infrared remote control, you can directly perform remote control, including many functions such as taking pictures, recording videos, flipping and zooming, adjusting brightness and contrast of images, and white balance.
- Homogeneous and coaxial optical design**  
 Always displayed in the center of the field of view in a clear and optimal state-no need to refocus even when changing the magnification.
- Greater operating space**  
 The working distance of 180 mm, the lens body can be adjusted at multiple angles, which greatly improves the operating space and ensures that observation and operation are performed simultaneously.

### Microscope

77001S Desktop Binocular Stereo Microscope equips with universal support; researchers can observe in high resolution and three-dimension.



**Features:**

NO.	Products Name	Products Detail
1	Eyepiece	10X Eyepieces, View field diameterφ22mm
2	Objective Lens	0.67X-4.5X Objective lens ratio 1:6.7
3	Binocular Drawtube	Pupil Distance 55-77mm Diopter adjustment±5 ,Diopter 45°Incline 360°Spin
4	View field Range	31.2 mm -5.1mm
5	Total Magnification	6.7X-45X(10X Eyepiece),3.35X-22.5X(10X Eyepiece +0.5X Assist lens)
6	Working Distance	Working distance 105mm(10X Eyepiece),Working distance 177mm (10X Eyepiece +0.5X Assist lens)
7	Focusing Mechanism	Focusing hand wheel is adjustable
8	Universal Support	360°Spin, Retractable
9	Lighting	TY-B-2 Ring LED Illumination

On the basis of the binocular microscope, 77008S Trinocular Zoom Stereo microscope increase the interface, so that the camera, video camera can be installed in the microscope to achieve real time observing of the objects.



### 77002 Vertical Animal Operating Microscope

The vertical animal operating microscope is a simple operating microscope with single person and binocular coaxial illumination. The body is small and light with high flexibility, which can meet the requirements of general animal microsurgery.

**Features:**

- Eyepiece magnification: 12.5x, objective lens focal length: 200 mm.
- Working distance: 190mm, main mirror magnification: 5.3x, 8x, 12x.
- Field of view diameter: 38mm, 25mm, 17mm.
- The adjustment range of diopter: ± 5D, the adjustment range of pupil distance: 50mm-70mm.
- Lighting source: 12V / 100W, cold reflection medical halogen bulb.
- Lighting type: 6 ° + 0 ° cold source coaxial lighting.
- Illumination of coaxial lighting surface: ≥ 20000 LX, transverse arm extension radius: 870 mm.
- Vertical adjustment range (ground to large objective): 700mm-1100mm, fine focus stroke: 30mm.
- Voltage: AC220 V ± 10%, 50 Hz ± 1 Hz, power: 120 VA.
- Fuse: AC250V T1.25A weight: 41kg.



## Animal Restrainer

### Tubular type Restrainer

Tubular type restrainer is used to restrict the animal from turning or moving, by fixation on rear-end and flexibly regulated. Unique design of tapered nose restrainer provide easy-access for animals, meanwhile makes animals feel safety.

Taper restrainer is a new fixed tool design for animal injection, suitable for fast and efficient batch injection.



Restrainer



Taper restrainer

### Ordering Information:

Model	Products Description
9131	Small restrainer for up to 15g Mouse/L110xL.D.20mm
9132	Medium restrainer for 15-40g Mouse/L135xL.D.30mm
9133	Large restrainer for 50-75g Mouse/L160xL.D.40mm
9134	Small restrainer for 75-200g Rat/L200xL.D.50mm
9135	Medium restrainer for 200-300g Rat/L210xL.D.60mm
9136	Large restrainer for 300-500g Rat/L220xL.D.70mm
9137	Extra Large restrainer for above 500g Rat/L230xL.D.80mm
9138	Taper restrainer for Mice/L150xH130xO.D.100mm

## Rats & Mice Shaver

### Features:

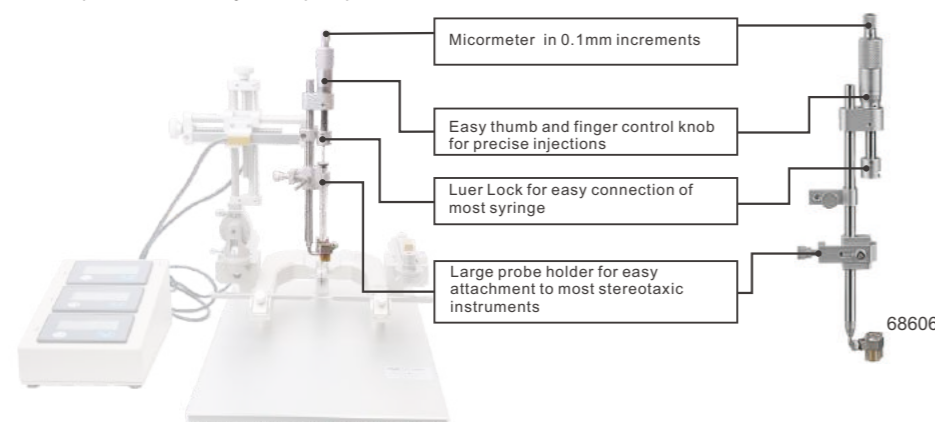
- Applicable to shave off hair on animals' cephalosome, face, legs and ear.
- AA batteries use.
- Low vibration and noise as well as ergonomic design.
- Suitable for small animals.

CP-5200



## Manual Syringe Pumps(68606)

Compatible with RWD stereotaxic instruments, simple installation, with 10µm displacement accuracy and up to 25mm distance, it is an economical and practical microinjection pump!



### Features:

- Precisely-controlled infusion/withdrawal of picoliter volume.
- Provides an economical means of injecting or withdrawing a calibrated volume with simple, precise manual control.
- The injector has a universal adaptor for all RWD and Hamilton 700,7000 or Gas-Tight Series syringers, ranging from 1 to 100µl sizes and enables a wide range of volumes to be delivered-both infusion and withdrawal operation.
- The Manual Stereotaxic injector is graduated in 0.01mm increments. One complete revolution advances the plunger of the syring 0.5mm.

## Cordless Microdrill

It is battery-powered, easy to carry and space-saving.

### Features:

- Cordless design, simple & controllable operation.
- The double-bearing design is used at the joint of the drill bit, make drilling and grinding more stable.
- 750mA lithium battery, can be used continuously for 45 mins after fully charged.
- Wide range of applications, can be used with a 2.3mm diameter drill bit for drilling and polishing.
- It can be equipped with a cranial drill holder (68228) fixed to Stereotaxic, free hands operation.
- Speed: 12000rpm.
- Stall torque: 1.25 oz./in.
- Power: 100-240V.
- Dimension: length 20cm, body diameter 19.5mm .



### Order Information:

Model	Product Description
87001	Cordless Microdrill (Bits Not Included, some details see below)
68228	Cordless Microdrill Holder(Holds the microdrill with diameter about 19.5mm.)

## Microdrill

It takes only one second to drill the skull, easy to operate and control. It can also be used for grinding the skull.



### Features:

- Speed up to 35,000rpm.
- Forward or reverse available.
- Controlled manually or by foot pedal.
- Can be installed onto the stereotaxic instrument by the microdrill holder (Model: 68605) and controlled by the manipulator.
- Various drill bits available, diameter from 0.5-2.3mm.

### Order Information:

Cat No.	Product Description	Cat No.	Product Description
78001	Microdrill (bits not included)	78051	Drill Bits HM1027 2.7mm, Round Tip, pkg of 5
78040	Drill Bits HM1005 0.5mm, Round Tip, pkg of 5	78060	Drill Bits HM31008 0.8mm, Flat Tip, pkg of 5
78041	Drill Bits HM1006 0.6mm, Round Tip, pkg of 5	78061	Drill Bits HM31010 1.0mm, Flat Tip, pkg of 5
78042	Drill Bits HM1008 0.8mm, Round Tip, pkg of 5	78062	Drill Bits HM31012 1.2mm, Flat Tip, pkg of 5
78043	Drill Bits HM1008 0.8mm, Round Tip, pkg of 5	78063	Drill Bits HM31014 1.4mm, Flat Tip, pkg of 5
78044	Drill Bits HM1010 1.0mm, Round Tip, pkg of 5	78064	Drill Bits HM31016 1.6mm, Flat Tip, pkg of 5
78045	Drill Bits HM1012 1.2mm, Round Tip, pkg of 5	78065	Drill Bits HM31018 1.8mm, Flat Tip, pkg of 5
78046	Drill Bits HM1014 1.4mm, Round Tip, pkg of 5	78066	Drill Bits HM31021 2.1mm, Flat Tip, pkg of 5
78047	Drill Bits HM1016 1.6mm, Round Tip, pkg of 5	78067	Drill Bits HM31023 2.3mm, Flat Tip, pkg of 5
78048	Drill Bits HM1018 1.8mm, Round Tip, pkg of 5	68605	Microdrill Holder
78049	Drill Bits HM1021 2.1mm, Round Tip, pkg of 5		
	Drill Bits HM1023 2.3mm, Round Tip, pkg of 5		



## Fiber-lite Illuminator

The halogen fiber-lite illuminator adopts dual-pipe pipe optic coaxial lighting, provide better field of view, with good brightness; stable output voltage, safe and reliable light bulb; size is about 280 x, 100 x 165mm, and the light intensity can be adjusted continuously, with color temperature 3200K.



Halogen fiber-lite illuminator

### Order Information:

Model	Product Description	Remarks
76301	Fiber-Lite Illuminator(150W)	Dual-Pipe Fiber Optic, Bulb and Main Engine
76304	Main Engine	
76310	Dual-Pipe Fiber Optic(Included in illuminator)	
76307	Replacement Bulb for 76301 Illuminator (21V 150W) -OSRAM	

## ThermoStar Homeothermic Monitoring System

During the process of animal surgery or acute anesthetized animal experiment, maintaining animals' body temperature is very important for the accuracy and reliability of results, furthermore, it is an important way to reduce the mortality of the animals. In order to fulfill this need, RWD launched a new generation of homeothermic monitoring system "Thermostar", the control unit acquired a 4.3 inch color LCD touch screen, allows users to clearly view the subject's real-time body temperature, set the target temperature, view the heating state and set audible alarms when subject's body temperature turns abnormal. A specific control separate circuit for heating pad and rectal probe, respectively to ensure the stability and safety of the system.



heating pad (69023 / 69024 / 69025)



temperature probe (69022)

### Features:

- Real-time display of the working status of the heating pad, and monitor the working state of every channel, show: IDLE, WARNING, STANDBY, and WORKING.
- Heating range: 20-45°C, 0.1°C resolution, Degrees Celsius and Fahrenheit can be switched.
- Power supply: 100-240V, 50/60Hz.
- Control unit size: L205 x W148 x H80 mm.
- Control unit weight: 1.3kg.

### Order Information:

Type	Model	Product Description	Remarks
Complete system	69020	ThermoStar Temperature Controller, 69023 pad incl.	A heating pad (69023) and a temperature probe (69022) incl.
	69026	ThermoStar Temperature Controller, 69024 pad incl.	A heating pad (69024) and a temperature probe (69022) incl.
	69027	ThermoStar Temperature Controller, 69025 pad incl.	A heating pad (69025) and a temperature probe (69022) incl.
Temperature probe	69022	Temperature Probe	1.5mm diameter, 30mm rod length, the length of the probe is 200cm.
	69023	Heating Pad-12.0*20.5cm	the length of heating pad is 150cm.
Heating pad	69024	Heating Pad-9.0*17.0cm	
	69025	Heating Pad-7.0*10.0cm	

## RLT-24 Veterinary Laser Therapy

RLT-24 Veterinary Laser Therapy is non-invasive, deep penetrating, painless and without side effects, and can be used for recalcitrant wounds, chronic diabetic ulcers, neurological injuries. It can be used in the study of diseases such as intractable injuries, chronic diabetic ulcers, neurological damage and inflammatory pain.



### Features:

- Intelligence Solutions: more than 1,300 recommended treatment built in, it can be adjusted according to the specific experiment.
- Multiple modes: support three laser emission modes: CW mode, Pulse mode and ISP mode. The combination of multiple modes can improve the treatment efficiency, reduce thermal burns, and intensify laser treatment.
- High power: the laser power is up to 24W, with remarkable treatment effect, stable light, safe and fast.
- Four wavelengths: arbitrary combination of four wavelength lasers of 650nm, 810nm, 915nm and 980nm, different wavelengths of laser can be selected for different experiments.
- User-friendly design: LCD touch screen; the rear-mounted large optical fibre winding disk, which is convenient for storage and protects the optical fibre and prolongs its service life.
- Features: built-in video tutorial board, "hands-on" teaching, and no difficulty in operation; automatic storage of treatment records for easy information traceability.

### Order Information:

Cat No.	Description
RLT-24	Veterinary Laser Therapy

### Included:

Description	Amount	Function	Remarks
Veterinary Laser Therapy	1	Laser therapy	Included
Optical fibre handpiece	1	Laser transmission and control	
Lens	5	Change the beam size to realize optimal treatment and diversity	
Protective goggles	6	3 for staff and 3 for animals for eyes protection	
Interlock	1	The interlock should be connected to the device to prevent any personnel entering the room and being exposed to the laser irradiation	
Power adaptor	1	Device power input	
Toolkit	1	Store lens and optical fibre handpiece	

## R-CU600 Smart Animal ICU

R-CU600 The Smart Animal ICU, provides animal patients with the most comfortable medical care environment to help animals recover faster. It is suitable for postoperative recovery, emergency care of critical animals, delivery, infant care, respiratory diseases, aging diseases, animal atomization therapy and other animal diseases treatment.



### Features:

- **Smart parameters:** a variety of model animal parameters are built in the system, which can be selected according to the actual needs of the experiment;
- **Touch screen operation:** high definition 7-inch touch screen, intuitive, parameters at a glance;
- **Trebling purification function:** air filter / UV sterilization system /high concentration negative ion environmental, avoid cross infection of animals;
- **Multiple alarm:** the system covers temperature and humidity, CO2 concentration, sensor failure, heating failure and other abnormal alarms;
- **Digital control:** inner wall wrapped 3D temperature control system, heating balance; Independent external humidifier, stable performance, convenient injection; Sensitive infrared probe, accurate monitoring of CO2 concentration;
- **Satisfy a variety of experimental conditions:** infusion / oxygen supply / atomization therapy.

### Order Information:

Model	Product Description
R-CU600	Smart Animal ICU

## Surgical Instruments & Matrix

RWD surgical instruments and Matrices products cover more than 10 types of instruments and consumables such as surgical scissors, clamps, forceps, auxiliary instruments, sterilizers, molds, sutures. There are thousands of specifications as well offer well-equipped surgical kits which could satisfied with all kind of animal modeling experiment. More details please refer to the catalog from page 66 to 81, or visit our web: www.rwdstco.com.

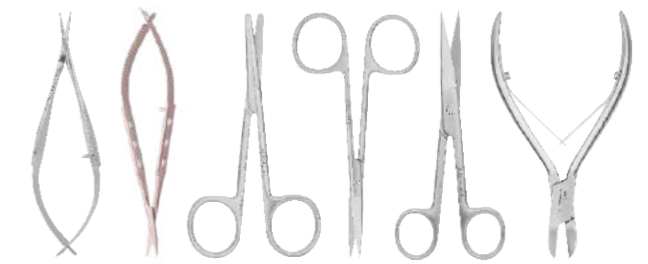
### The surgical kits included:

Surgical instrument kit for MCAO, spinal cord injury, universal dissecting, cardio-cerebral perfusion surgery, brain micro injection surgery and micro dialysis surgery etc. which could satisfied with the whole experiment operation for rodents from skin dissection to sutured.



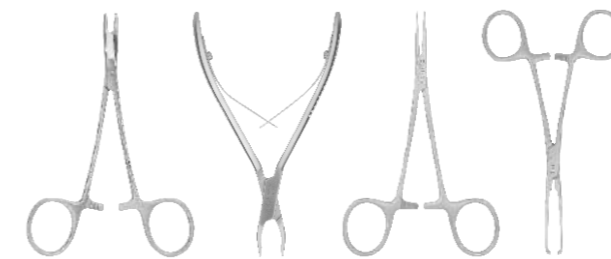
### Surgical scissors included:

Micro spring scissors, delicate scissors, surgical scissors, dissecting scissors, boon cutters and ophthalmic scissors etc. which could satisfied with different experiment requirement of tissues dissecting, cutting, and separate.



### Surgical forceps included:

Tissue forceps, hemostatic forceps, needle holder and bone rongeurs etc. which could satisfied with the requirement of tissues clamping, fixation, hemostasis, stitich and bone trimming and cutting.



### Surgical forceps included:

Micro forceps, tissue forceps and dressing forceps and ophthalmic forceps etc. it is mainly used for the clamping and separation of soft tissues such as blood vessels, nerves, organs, skin etc.



### Auxiliary instruments such as:

Scalpel, retractors, hooks, blood vessel clamps, sutures <with needle>, sterilization box and marking instrument etc. to meet the requirement of skin dissection.



### The matrices included:

Brain and hear matrix, stainless material offered solid and durable quality which could be heated, cooled, autoclaved and scrubbed for long time using. Sterilizer mainly used for Instruments' high temperature sterilization with high efficiency. MCAO sutures made of Silica gel wrapped nylon thread material which could easily enter the common carotid artery and embolize the middle cerebral artery without puncturing the inner wall of the vessel, which greatly improves the success rate and repeatability of the modeling.






# Neural Signal Research Solution

## Optogenetics System

Optogenetics uses light-responsive proteins to control biological processes. The unmatched spatiotemporal precision, high tunability, reversibility, and few side effects of light makes optogenetics a powerful strategy to study neuroscience and complex biological systems. RWD new intelligent optogenetics system, on the basis of the last generation machines (laser and waveform generator integrated into one), has made another leap in the performance.



### Features:

- Built-in CW(continuous wave)mode, one-button power test.
- The test/experiment mode can be switched with one key, and the test power value can be directly written into the experiment program.
- Equipped with a remote control, which can control multiple optogenetics devices simultaneously within a range of ten meters.
- Three external trigger modes: Edge/Real-time/Gate, to meet more experimental requirements.
- Edge mode1:** If the trigger voltage is higher than or equal to the set value of trigger voltage, the program will run; the trigger is only featured by the "on" function and the program's duration depends on its set duration.
- Real-time mode2:** If the trigger voltage is higher than or equal to the set value of the trigger voltage, the program will run; if it is lower than that value, the program will stop; the trigger is characterized by the "on/off" function. The duration of the program depends on the duration of the trigger.
- Gate mode3:** The running power relies on the first subprogram selected and other parameters are defined by the external device, and only response to the square wave with frequencies  $\leq 500\text{Hz}$ .
- High resolution signal processing, external signal delay  $< 1\text{ms}$ .
- High stability, long-term operation power fluctuation is less than 1%.
- Support program group custom editing, import and export, experimental programs and records can be exported externally to review.
- With signal input/output interface, it can be compatible with electrophysiology, fiber photometry system, behavioral instruments and other equipment.
- Can be connected to multi-channel fiber photometry system. Enables stimulation and signal acquisition at the same site.

### Software Interface:



### Technical Parameters:

Parameter item	Specification
Power	1-100mW, 1mW resolution
Operation mode	Remote control/touch screen/external trigger
Input	2V-10V
Output	10mV-5V
Safety	Password; High temperature alarm; Program run prompt
Storage	Internal memory/USB flash disk

### Order Information:

Model	Product Description
IOS-465	Intelligent Optogenetics System(465nm)
IOS-589	Intelligent Optogenetics System(589nm)
IOS-635	Intelligent Optogenetics System(635nm)

### Patchcord and Optical Fiber

- Low insertion loss
- Good repeatability
- High return loss
- Stable temperature
- Low auto-fluorescence
- Good mutual insertion performance
- Optional fiber
- Applicable wavelength: 400nm-1100nm
- Numerical aperture: 0.22, 0.39, 0.50
- Default length is 1m, other length:1.5-5m, step 0.5m (customized)
- Core diameter: 100 $\mu\text{m}$ , 200 $\mu\text{m}$ , 300 $\mu\text{m}$ , 400 $\mu\text{m}$



### Order Information:

Model	Product Description
R-FC-PC-N2-100-L1	FC/PC Optical Fiber Patch Cables(m) - 100 $\mu\text{m}$ ,0.22NA,1m
R-FC-PC-N2-200-L1	FC/PC Optical Fiber Patch Cables(m) - 200 $\mu\text{m}$ ,0.22NA,1m
R-FC-PC-N2-300-L1	FC/PC Optical Fiber Patch Cables(m) - 300 $\mu\text{m}$ ,0.22NA,1m
R-FC-PC-N2-400-L1	FC/PC Optical Fiber Patch Cables(m) - 400 $\mu\text{m}$ ,0.22NA,1m
R-FC-PC-N3-200-L1	FC/PC Optical Fiber Patch Cables(m) - 200 $\mu\text{m}$ ,0.39NA,1m
R-FC-PC-N3-300-L1	FC/PC Optical Fiber Patch Cables(m) - 300 $\mu\text{m}$ ,0.39NA,1m
R-FC-PC-N3-400-L1	FC/PC Optical Fiber Patch Cables(m) - 400 $\mu\text{m}$ ,0.39NA,1m
R-FC-PC-N5-200-L1	FC/PC Optical Fiber Patch Cables(m) - 200 $\mu\text{m}$ ,0.50NA,1m
R-FC-PC-N5-400-L1	FC/PC Optical Fiber Patch Cables(m) - 400 $\mu\text{m}$ ,0.50NA,1m
R-FC-L-N2-100-L1	Optic Fiber(m), FC/PC Adapter with $\Phi 1.25$ mm Ceramic Ferrule, 100 $\mu\text{m}$ Core,0.22NA,1m
R-FC-L-N2-200-L1	Optic Fiber(m), FC/PC Adapter with $\Phi 1.25$ mm Ceramic Ferrule, 200 $\mu\text{m}$ Core,0.22NA,1m
R-FC-L-N2-300-L1	Optic Fiber(m), FC/PC Adapter with $\Phi 1.25$ mm Ceramic Ferrule, 300 $\mu\text{m}$ Core,0.22NA,1m
R-FC-L-N2-400-L1	Optic Fiber(m), FC/PC Adapter with $\Phi 1.25$ mm Ceramic Ferrule, 400 $\mu\text{m}$ Core,0.22NA,1m
R-FC-P-N2-100-L1	Optic Fiber(m), FC/PC Adapter with $\Phi 2.5$ mm Ceramic Ferrule, 100 $\mu\text{m}$ Core,0.22NA,1m
R-FC-P-N2-200-L1	Optic Fiber(m), FC/PC Adapter with $\Phi 2.5$ mm Ceramic Ferrule, 200 $\mu\text{m}$ Core,0.22NA,1m
R-FC-P-N2-300-L1	Optic Fiber(m), FC/PC Adapter with $\Phi 2.5$ mm Ceramic Ferrule, 300 $\mu\text{m}$ Core,0.22NA,1m
R-FC-P-N2-400-L1	Optic Fiber(m), FC/PC Adapter with $\Phi 2.5$ mm Ceramic Ferrule, 400 $\mu\text{m}$ Core,0.22NA,1m
R-FC-L-N3-200-L1	Optic Fiber(m), FC/PC Adapter with $\Phi 1.25$ mm Ceramic Ferrule, 200 $\mu\text{m}$ Core,0.39NA,1m
R-FC-L-N3-300-L1	Optic Fiber(m), FC/PC Adapter with $\Phi 1.25$ mm Ceramic Ferrule, 300 $\mu\text{m}$ Core,0.39NA,1m
R-FC-L-N3-400-L1	Optic Fiber(m), FC/PC Adapter with $\Phi 1.25$ mm Ceramic Ferrule, 400 $\mu\text{m}$ Core,0.39NA,1m
R-FC-P-N3-200-L1	Optic Fiber(m), FC/PC Adapter with $\Phi 2.5$ mm Ceramic Ferrule, 200 $\mu\text{m}$ Core,0.39NA,1m
R-FC-P-N3-300-L1	Optic Fiber(m), FC/PC Adapter with $\Phi 2.5$ mm Ceramic Ferrule, 300 $\mu\text{m}$ Core,0.39NA,1m
R-FC-P-N3-400-L1	Optic Fiber(m), FC/PC Adapter with $\Phi 2.5$ mm Ceramic Ferrule, 400 $\mu\text{m}$ Core,0.39NA,1m
R-FC-L-N5-200-L1	Optic Fiber(m), FC/PC Adapter with $\Phi 1.25$ mm Ceramic Ferrule, 200 $\mu\text{m}$ Core,0.50NA,1m
R-FC-L-N5-400-L1	Optic Fiber(m), FC/PC Adapter with $\Phi 1.25$ mm Ceramic Ferrule, 400 $\mu\text{m}$ Core,0.50NA,1m
R-FC-P-N5-200-L1	Optic Fiber(m), FC/PC Adapter with $\Phi 2.5$ mm Ceramic Ferrule, 200 $\mu\text{m}$ Core,0.50NA,1m
R-FC-P-N5-400-L1	Optic Fiber(m), FC/PC Adapter with $\Phi 2.5$ mm Ceramic Ferrule, 400 $\mu\text{m}$ Core,0.50NA,1m
YX0S-1*2-473-200/220-2.0- $\Phi 1.25$ (FC) (150/50cm)	Fusion fiber-200 $\mu\text{m}$ , NA0.22, FC/PC Adapter with $\Phi 1.25$ mm Ceramic Ferrule, bundle end-1.5m, beam splitting end-0.5m
YX0S-1*2-473-200/220-3.0- $\Phi 1.25$ (FC) (200/100cm)	Fusion fiber-200 $\mu\text{m}$ , NA0.22, FC/PC Adapter with $\Phi 1.25$ mm Ceramic Ferrule, bundle end-2m, beam splitting end-1m
YX0S-1*2-473-200/220-2.0- $\Phi 2.5$ (FC) (150/50cm)	Fusion fiber-200 $\mu\text{m}$ , NA0.22, FC/PC Adapter with $\Phi 2.5$ mm Ceramic Ferrule, bundle end-1.5m, beam splitting end-0.5m
YX0S-1*2-473-200/220-3.0- $\Phi 2.5$ (FC) (200/100cm)	Fusion fiber-200 $\mu\text{m}$ , NA0.22, FC/PC Adapter with $\Phi 2.5$ mm Ceramic Ferrule, bundle end-2m, beam splitting end-1m
YX0S-1*2-473-2.0- $\Phi 1.25$ (FC) (150/50cm)	Fusion fiber-200 $\mu\text{m}$ , NA0.37, FC/PC Adapter with $\Phi 1.25$ mm Ceramic Ferrule, bundle end-1.5m, beam splitting end-0.5m
YX0S-1*2-473-3.0- $\Phi 1.25$ (FC) (200/100cm)	Fusion fiber-200 $\mu\text{m}$ , NA0.37, FC/PC Adapter with $\Phi 1.25$ mm Ceramic Ferrule, bundle end-2m, beam splitting end-1m
YX0S-1*2-473-2.0- $\Phi 2.5$ (FC) (150/50cm)	Fusion fiber-200 $\mu\text{m}$ , NA0.37, FC/PC Adapter with $\Phi 2.5$ mm Ceramic Ferrule, bundle end-1.5m, beam splitting end-0.5m
YX0S-1*2-473-3.0- $\Phi 2.5$ (FC) (200/100cm)	Fusion fiber-200 $\mu\text{m}$ , NA0.37, FC/PC Adapter with $\Phi 2.5$ mm Ceramic Ferrule, bundle end-2m, beam splitting end-1m

### Fiber Optic Rotary Joint



Applicable to long time stimulation and observation experiments on awake and free moving animals, avoids twining of the fiber optic.


### Order Information:

Model	Product Description
R-FC-1x1	FC-FC Optic Fiber Commutator

## Fiber-optic Cannulas

### Features:

- Material: Ceramic, Optical fiber
- Type: White Series/Black Series
- Applicable wavelength: 400-2200nm
- Core diameter: 100µm, 200µm, 300µm, 400µm
- Numerical aperture: 0.22, 0.39, 0.50
- Outer diameter: 1.25mm (6.4mm long), 2.5mm (10.5mm long)
- Optical fiber length: 2mm-25mm (Ø1.25mm), 2mm-20mm (Ø2.5mm), step 0.5mm (Other lengths can be customized)
- Low auto-fluorescence



### Order Information:

No.	Model	Product Description
1	R-FOC-L200C-39NA	Fiber Optic Cannulae with Φ1.25 mm Ceramic Ferrule, 200um Core, 0.39NA, 20/pkg
2	R-FOC-L300C-39NA	Fiber Optic Cannulae with Φ1.25 mm Ceramic Ferrule, 300um Core, 0.39NA, 20/pkg
3	R-FOC-L400C-39NA	Fiber Optic Cannulae with Φ1.25 mm Ceramic Ferrule, 400um Core, 0.39NA, 20/pkg
4	R-FOC-F200C-39NA	Fiber Optic Cannulae with Φ2.5 mm Ceramic Ferrule, 200um Core, 0.39NA, 20/pkg
5	R-FOC-F300C-39NA	Fiber Optic Cannulae with Φ2.5 mm Ceramic Ferrule, 300um Core, 0.39NA, 20/pkg
6	R-FOC-F400C-39NA	Fiber Optic Cannulae with Φ2.5 mm Ceramic Ferrule, 400um Core, 0.39NA, 20/pkg
7	R-FOC-L200C-22NA	Fiber Optic Cannulae with Φ1.25 mm Ceramic Ferrule, 200um Core, 0.22NA, 20/pkg
8	R-FOC-L300C-22NA	Fiber Optic Cannulae with Φ1.25 mm Ceramic Ferrule, 300um Core, 0.22NA, 20/pkg
9	R-FOC-L400C-22NA	Fiber Optic Cannulae with Φ1.25 mm Ceramic Ferrule, 400um Core, 0.22NA, 20/pkg
10	R-FOC-F200C-22NA	Fiber Optic Cannulae with Φ2.5 mm Ceramic Ferrule, 200um Core, 0.22NA, 20/pkg
11	R-FOC-F300C-22NA	Fiber Optic Cannulae with Φ2.5 mm Ceramic Ferrule, 300um Core, 0.22NA, 20/pkg
12	R-FOC-F400C-22NA	Fiber Optic Cannulae with Φ2.5 mm Ceramic Ferrule, 400um Core, 0.22NA, 20/pkg
13	R-FOC-L200C-50NA	Fiber Optic Cannulae with Φ1.25 mm Ceramic Ferrule, 200um Core, 0.50NA, 20/pkg
14	R-FOC-F200C-50NA	Fiber Optic Cannulae with Φ2.5 mm Ceramic Ferrule, 200um Core, 0.50NA, 20/pkg
15	R-FOC-L400C-50NA	Fiber Optic Cannulae with Φ1.25 mm Ceramic Ferrule, 400um Core, 0.50NA, 20/pkg
16	R-FOC-F400C-50NA	Fiber Optic Cannulae with Φ2.5 mm Ceramic Ferrule, 400um Core, 0.50NA, 20/pkg
17	R-FOC-BL200C-39NA	Fiber Optic Cannulae(Black) with Φ1.25 mm Ceramic Ferrule, 200um Core, 0.39NA, 20/pkg
18	R-FOC-BL300C-39NA	Fiber Optic Cannulae(Black) with Φ1.25 mm Ceramic Ferrule, 300um Core, 0.39NA, 20/pkg
19	R-FOC-BL400C-39NA	Fiber Optic Cannulae (Black)with Φ1.25 mm Ceramic Ferrule, 400um Core, 0.39NA, 20/pkg
20	R-FOC-BF200C-39NA	Fiber Optic Cannulae (Black)with Φ2.5 mm Ceramic Ferrule, 200um Core, 0.39NA, 20/pkg
21	R-FOC-BF300C-39NA	Fiber Optic Cannulae (Black)with Φ2.5 mm Ceramic Ferrule, 300um Core, 0.39NA, 20/pkg
22	R-FOC-BF400C-39NA	Fiber Optic Cannulae (Black)with Φ2.5 mm Ceramic Ferrule, 400um Core, 0.39NA, 20/pkg
23	R-FOC-BL100C-22NA	Fiber Optic Cannulae (Black, yellow nylon coating)with Φ1.25 mm Ceramic Ferrule, 100um Core, 0.22NA, 20/pkg
24	R-FOC-BL200C-22NA	Fiber Optic Cannulae (Black, yellow nylon coating)with Φ1.25 mm Ceramic Ferrule, 200um Core, 0.22NA, 20/pkg
25	R-FOC-BL300C-22NA	Fiber Optic Cannulae (Black, yellow nylon coating)with Φ1.25 mm Ceramic Ferrule, 300um Core, 0.22NA, 20/pkg
26	R-FOC-BL400C-22NA	Fiber Optic Cannulae (Black, yellow nylon coating)with Φ1.25 mm Ceramic Ferrule, 400um Core, 0.22NA, 20/pkg
27	R-FOC-BF100C-22NA	Fiber Optic Cannulae (Black, yellow nylon coating)with Φ2.5 mm Ceramic Ferrule, 100um Core, 0.22NA, 20/pkg
28	R-FOC-BF200C-22NA	Fiber Optic Cannulae (Black, yellow nylon coating)with Φ2.5 mm Ceramic Ferrule, 200um Core, 0.22NA, 20/pkg
29	R-FOC-BF300C-22NA	Fiber Optic Cannulae (Black, yellow nylon coating)with Φ2.5 mm Ceramic Ferrule, 300um Core, 0.22NA, 20/pkg
30	R-FOC-BF400C-22NA	Fiber Optic Cannulae (Black, yellow nylon coating)with Φ2.5 mm Ceramic Ferrule, 400um Core, 0.22NA, 20/pkg
31	R-FOC-BL200C-50NA	Fiber Optic Cannulae (Black)with Φ1.25 mm Ceramic Ferrule, 200um Core, 0.50NA, 20/pkg
32	R-FOC-BF200C-50NA	Fiber Optic Cannulae (Black)with Φ2.5 mm Ceramic Ferrule, 200um Core, 0.50NA, 20/pkg
33	R-FOC-BL400C-50NA	Fiber Optic Cannulae (Black)with Φ1.25 mm Ceramic Ferrule, 400um Core, 0.50NA, 20/pkg
34	R-FOC-BF400C-50NA	Fiber Optic Cannulae (Black)with Φ2.5 mm Ceramic Ferrule, 400um Core, 0.50NA, 20/pkg

Notes: The above white series specifications can be customized to black.

## Ceramic Cannulas & Ceramic Ferrules Protective Caps



Ceramic Cannula



Ceramic Ferrules Protective Cap

### Order Information:

Model	Product Description
R-MS-1.25	Ceramic Sleeves, Φ1.25mm (20pcs/ pkg)
R-MS-2.5	Ceramic Sleeves, Φ2.5mm (20pcs/ pkg)
R-BMS-1.25	Black Ceramic Sleeves, Φ1.25mm (20pcs/ pkg)
R-BMS-2.5	Black Ceramic Sleeves, Φ2.5mm (20pcs/ pkg)
R-DC-2.5	FC/PC Ceramic Ferrules Protective Cap- Φ2.50mm (200pcs/pkg)
R-DC-1.25	LC/PC Ceramic Ferrules Protective Cap- Φ1.25mm (200pcs/pkg)



R-OFT-600

## Fiber Tongs

- Suitable for 100µm-800µm fiber for stripping fiber coating

## Fiber Photometry System

The fiber photometry system records changes in the intensity of fluorescence of neurons in specific brain regions to characterize changes in the activity of neuronal populations. The fiber photometry system can detect population neurons in free-moving animals for long periods of time, which is helpful to explore the correlation between neuron activity and animal behavior.

RWD Multichannel Fiber Photometry System has three wave lengths, 410nm, 470nm and 560nm, of which 410 is used to acquire reference signal and eliminate noise. The system can record signal of green fluorescence indicator like GCaMP and dLight or neurotransmitter probe and red fluorescence indicator like RCaMP, jrGECO1a or neurotransmitter probe. The system also support 635nm light input for optogenetics stimulation and signal recording at the same site.



### Features:

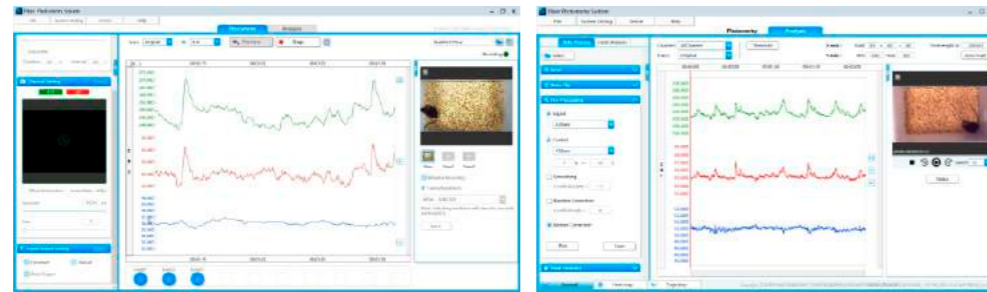
- Three kinds of excitation light sources, that is 410nm,470nm and 560nm, are respectively used for excitation of reference, green fluorescence and red fluorescence;
- Support up to 9 channels, suitable for simultaneous experiment of multiple animals or multiple brain locations;
- Dual highly sensitive detectors enabling independent and sequential detection to avoid interference of fluorescence excitation and detection, acquiring more accurate signal;
- Professional acquisition and analysis softwares are flexible and easy to operate with data processing functions available. No matlab programming is required;
- Supports multiple acquisition modes including continuous acquisition, interval acquisition, acquisition upon trigger, delayed acquisition and timing acquisition;
- Live display of DeltaF/F acquisition to check scale of signal changes during acquisition; Supports simultaneous video acquisition of behaviors with multiple cameras;
- Customized adjustment of output signal parameter, easily trigger and control external excitation equipment to achieve closed-cycle control of excitation and recording;
- Compatible with optogenetics for recording and stimulation at the same site.

Parameter item	Specification
Frame Rate of CMOS	Max250fps
Exposure time setting range	1-100ms
Fluorescence band	500-535nm
Number of channels	9(200µm)
LED Output Power Range	0~100 µW
Digital signal interface	4Input 4Output
Electrophysiological grounding interface	Yes
Pre-installed software	Yes
Optogenetics compatibility	optional(for 635nm)



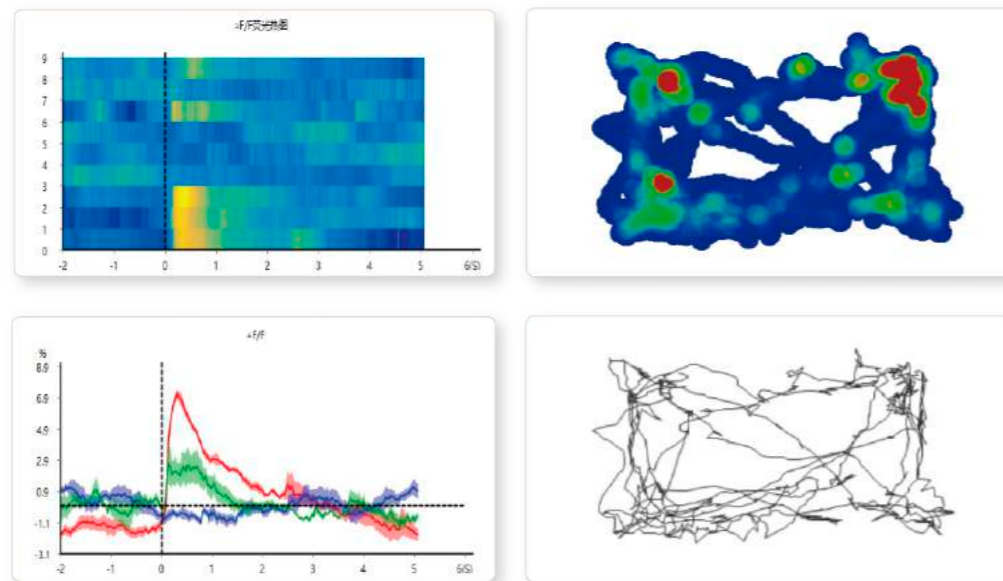
### Software functions

#### Professional acquisition and analysis softwares




Professional acquisition and analysis software enable stable data acquisition and easy processing. Data analysis includes data clipping, bleaching correction, smoothing, movement correction, event heat map, peak statistics, area under curve and heat map of behavior trajectory.

#### Rapid generation of heat map



Generation of Peri-event heat map with one click. Supports comparison of data groups. Freely choose and handle events of interest, and flexibly add or remove events. The results can be easily saved and exported to DetaF/F, Z-score, Peri-event, peak statistics and AUC. Information in the image can be freely edited by saving the image as editable SVG format.

### Hardware functions



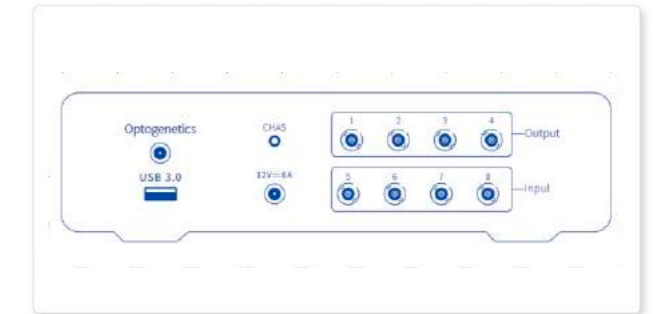
Supports up to 9 channels enabling high throughput acquisition and simultaneous detection of multiple downstream and upstream brain locations; optical fiber of low fluorescence can effectively reduce interference by background fluorescence



Dual highly sensitive detectors with green fluorescence and red fluorescence entering corresponding detector; independent and sequential detection to avoid interference of fluorescence excitation, acquiring more accurate signal



Stable LED light source and 3 types of excitation light sources to enable free combination of modes and support excitation of reference signal, green fluorescence and red fluorescence



4 Input ports, support a variety of external TTL signal trigger and marking; 4 Output ports, support outputting TTL signals to trigger external equipment; customize output parameters to meet the need of closed-cycle control.

#### Technical parameters:

Parameter item	Specification
Wavelength of excitation light	R811: 410nm 470nm; R821: 410nm 470nm 560nm
Power	Min 0μW, Max≥100μW, adjustable with an accuracy of 0.1μW
Number of channels	9
Frame rate of fluorescent sampling	Max 250fps
Digital signal interface	4Input 4Output
Signal output	Output frequency 0-500Hz, adjustable output pulse width and duration
Marker	Manual marker (10), automatic marker (4), ROI marker (9)
Behavior camera	1920*1080(30fps) 1280*720(60fps) Switchable among multiple frame rates of resolution
Optogenetics compatibility	optional(for 635nm)

#### Order Information:

Model of Fiber Photometry System	Product Description
R810	410nm, 470nm
R811	410nm, 470nm, Optogenetics compatibility
R820	410nm, 470nm, 560nm
R821	410nm, 470nm, 560nm, Optogenetics compatibility

## Micropipette Puller

### MP-500 Micropipette Puller

RWD MP-500 micropipette puller is developed to solve the microelectrode problems in patch clamp and microinjection experiments. It has avant-garde intelligent operation interface, unique fixed position design of the heating filament and other user-friendly design. MP-500 integrates stability, intelligence and humanization, which can meet the requirements of microelectrode-related experiments and enhance user experience at the same time. In summary, MP-500 is an excellent choice for microelectrode related experiments.




#### Four Highlights:

- Unique fixed position design of the heating filament
- The integrated plug-in humidity control chamber
- Full-color capacitor operation interface
- The pulling of micropipettes is stable and efficient

**Features:**

- The unique fixed position design of the heating filament makes it easier to replace various models of filaments.
- The user interface adopts capacitive color touch screen (1024\*600px) with high sensitivity.
- The integrated plug-in humidity control chamber is easy to disassemble, which can keep the air around the filament and the capillary glass dry during the pulling process to avoid the adverse effect of humid air on the pulling result.
- Two microelectrodes with symmetrical tips are stably produced every time. The tip diameter can be less than 0.06 μm, the taper length 3~15 mm, and the impedance range from 1 to above 100MΩ with high repeatability.
- According to the type of the capillary glass tube and the heating filament and the kinds of glass microelectrodes to be pulled (patch clamp microelectrodes, intracellular recording microelectrodes, etc.), the corresponding pull protocols are provided as a reference and can be modified according to special requirements.
- The device can store up to 150 pulling programs.
- The system diagnostic function can be used to manually check whether all the components of the puller are in normal working condition.
- The preheat mode can reduce the influence of the accumulation of jaw heat on the consistency of the pulling results during continuous pulling.
- The safe heat mode can avoid the damage of the filament from high temperature.
- The front panel cover adopts a roller design, which is convenient for users to open easily.



**Order Information:**

Model of micropipette puller	Product Description
MP-500 (HF-3025B)	Users can choose one of the three kinds of commonly used heating filament according to actual needs. One has already been installed on the puller before leaving the factory, and the other one is for replacement. In addition, we will add an additional filament that can be used for different types of experiments.
MP-500 (HF-3030B)	
MP-500 (HF-2545B)	
Model of heating filament	Platinum-iridium alloy(platinum90%, iridium10%)W× L of square box; HF=Heating Filament, B=Box
HF-3025B	2.5×3.0mm
HF-3030B	3.0×3.0mm
HF-2545B	4.5×2.5mm
Model of borosilicate glass with filament	Borosilicate glass with filament (O.D. × I.D. × L)B = Borosilicate, F = Filament, Qty: 200
B-10050-10F	1.0×0.5×100mm
B-10078-10F	1.0×0.78×100mm
B-12069-10F	1.2×0.69×100mm
B-12094-10F	1.2×0.94×100mm
B-15086-10F	1.5×0.86×100mm
B-150110-10F	1.5×1.1×100mm
B-15086-8.5F	1.5×0.86×85mm
B-150110-8.5F	1.5×1.1×85mm

**Motorized Micromanipulator**

**MM-500 Motorized Micromanipulator**

Motorized micromanipulators are mostly used to manipulate recording electrodes and stimulate the movement of electrodes in electrophysiological experiments. The MM-500 was designed to meet a wide variety needs for the scientific community, and is suitable for patch clamp experiments, microinjection, extracellular recording, intra-cellular recording and precision robotic positioning applications.



**Features:**

- Small and light size, humanized bilingual operation interface, flexible program debugging.
- The TFT screen shows the position and moving speed of the activated manipulator as well as X, Y and Z.
- High-resolution stepper motor meets four-axis drive, the maximum distance of X, Y, Z and diagonal movement is 25mm, with good stability and small drift.
- A rotary photoelectric encoder can control two manipulators and switch freely. Origin/working position function can meet the requirement of rapid return of electrode to original working position.
- Compatible with mainstream micromanipulation platform, can be used with any microscope, can hold a variety of probes and microsyringes.

**Technical parameters:**

Parameter item	Specification
Travel	25 mm on all four axes
Maximum Speed	2.9mm/s
Resolution	0.132μm/0.033μm
Long Term Stability	10nm/h at 24°C.
Repeated positioning accuracy	Single axis ≤1μm, three axis ≤2μm

**Order Information:**

Model of micropipette puller	Product Description	
MM-500-2	Motorized micromanipulators(Double-handed setup)	
MM-500-L	Motorized micromanipulators(Left-handed setup)	
MM-500-R	Motorized micromanipulators(Right-handed setup)	
MM-500L	Left-handed mechanical manipulator	
MM-500R	Right-handed mechanical manipulator	
MT-75/MT-150	Supporting column/Chamber column	
MT-500	XY control moving platform	Contains 3 supporting columns, 1 XY mobile platform, 1 microscope mounting bracket, 1 XY mobile platform mounting bracket
MT-800	Microscope moving platform	Contain 1 XY mobile platform, 1microscope mounting bracket, 1XY mobile platform mounting bracket



# In Vivo Imaging Solution

## Laser Speckle Imaging System

Based on the Laser Speckle Contrast Imaging(LSCI) technology, RWD laser speckle imaging system provides real-time and full-field blood perfusion calculation. In non-contact way, reliable quantified data and high definition images can be obtained for various pre-clinical researches. It can be used to record the microcirculation of any exposed organ.



Stable and reliable data, laser power change <1%

The optimal spatial resolution is 3.9 μm/pixel

### Product Features

Non-contact, No contrast agent


Multi-output: Data, Video, Image

### Order Information:

Model	RFLSI ZW	RFLSI III
Monitoring range	0-5000 PU	0-5000 PU
Resolution	2064*1544	2048*2048
Maximum sample rate (regular)	100 FPS	120 FPS
Maximum sample rate (high resolution)	50 FPS	15 FPS
Maximum number of image composites - Spatial Algorithm	375	60
Maximum number of image composites - Temporal Algorithm	1500	60
Optical zoom	10X	12X
Focus method	AF	AF
Focus speed	4s	10s
Camera Type	CMOS Global Shutter Camera	CMOS Camera
lens coating	Filter coating, beam splitting coating, polarizing coating	x
Monitoring laser	785nm	785nm
Indicating laser	650nm*2	650nm*1
Laser safety level	Class 1	Class 2
Working distance	10-40cm	10-35cm
Maximum imaging area	22.5*30 cm <sup>2</sup>	9*9 cm <sup>2</sup>
Extensibility	2*BNC	x
Calibration block	√	x
Video magnification	0.25, 0.5, 1, 2, 4, 8, 16, 32, 64	0.5, 1, 2, 3, 4, 5
Cooling method	Semiconductor refrigeration	air cooling
Real-time working distance display	√	x
Auto Gain	√	x
Background removal function	√	x
Automatic threshold	√	x
Measurement and Analysis Methods	Online measurement, online analysis, offline analysis	Online measurement,offline analysis

### Related research topics

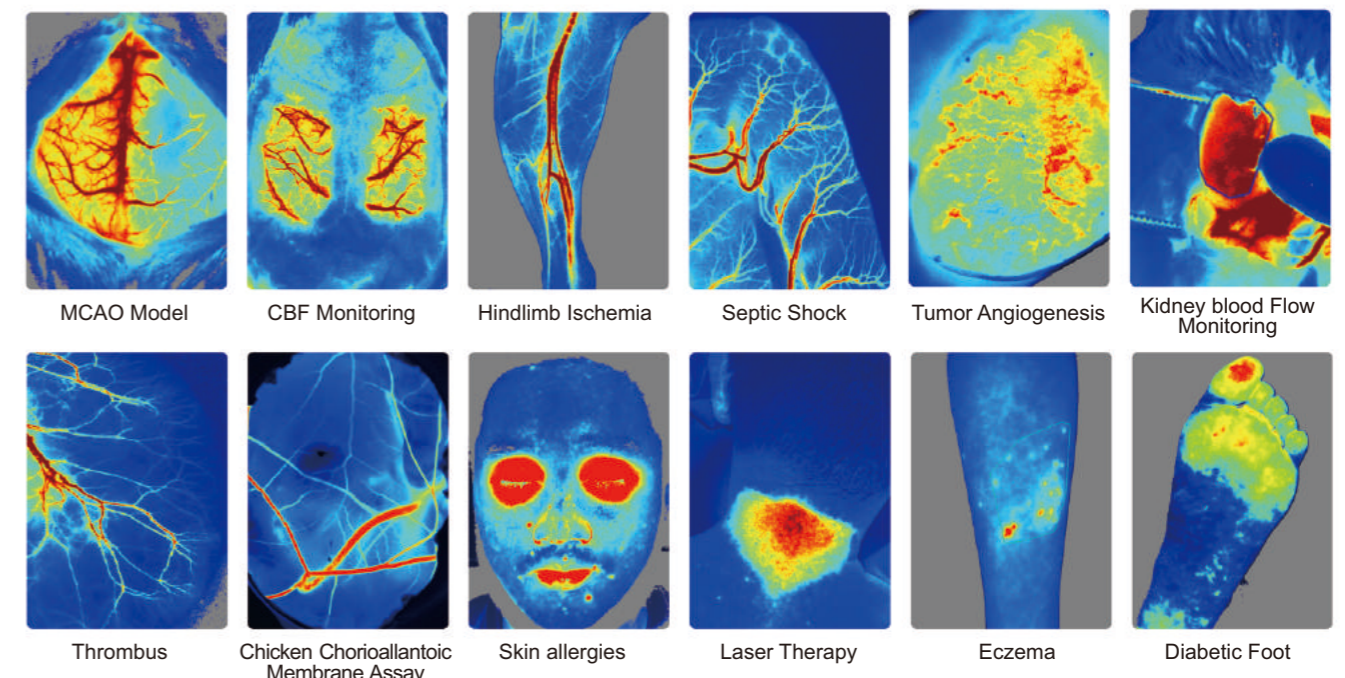
- Cerebral Cortex Blood Perfusion Monitoring
- MCA-Occlusion Assessment
- Cortical Spreading Depression Observation
- Hindlimb Ischaemia Research
- Skin Burn/Skin Flap Transplantation Research
- Organ Microcirculation Observation



### Partial references: (More than 30 articles have been published and more are in the works.)

- Potential Role of Platelet-Activating C-Type Lectin-Like Proteins in Viper Envenomation Induced Thrombotic Microangiopathy Symptom. *Toxins (Basel)*. 2020 Nov 27;12(12):749.
- Activation of the XBP1s/O-GlcNAcylation Pathway Improves Functional Outcome After Cardiac Arrest and Resuscitation in Young and Aged Mice. *Shock*. 2021 Nov 1;56(5):755-761.
- Meningeal lymphatics clear erythrocytes that arise from subarachnoid hemorrhage. *Nat Commun*. 2020 Jun 22;11(1):3159.
- Activation of G protein-coupled receptor 30 protects neurons by regulating autophagy in astrocytes. *Glia*. 2020 Jan;68(1):27-43.
- Ischemia Injury induces mPTP opening by reducing Sirt3. *Neuroscience*. 2021 Aug 1;468:68-74.
- Precise control of embolic stroke with magnetized red blood cells in mice. *Commun Biol*. 2022 Feb 16;5(1):136.
- Nebulization of Low-Dose S-Nitrosoglutathione in Diabetic Stroke Enhances Benefits of Reperfusion and Prevents Post-Thrombolysis Hemorrhage. *Biomolecules*. 2021 Oct 27;11(11):1587.
- Rapid gut dysbiosis induced by stroke exacerbates brain infarction in turn. *Gut*. 2021 Feb 8;gutjnl-2020-323263.
- DW14006 as a Direct AMPK α Activator Ameliorates Diabetic Peripheral Neuropathy in Mice. *Diabetes*. 2020 Sep;69(9):1974-1988.
- The 14-3-3 ζ -c-Src-integrin- β 3 complex is vital for platelet activation. *Blood*. 2020 Aug 20;136(8):974-988.
- Embolic Stroke Model with Magnetic Nanoparticles. *ACS Appl Mater Interfaces*. 2021 Sep 22;13(37):43993-44001.

### Case show



# Animal Administration and Blood Sampling Solution

## Drug Delivery Cannula

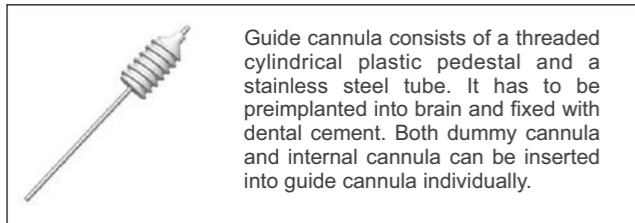
Cannula implantation is the international general method for acute and chronic intracranial drug administration in animal experiments. RWD offers customized services for users, the users can customize according to specific experimental requirements.



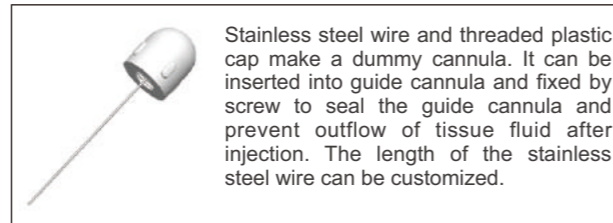
### Single Cannula

#### Components:

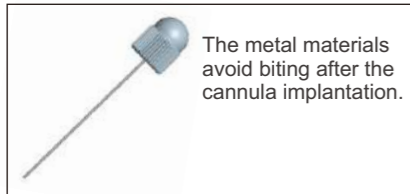
##### Guide cannula



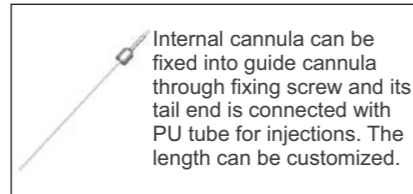
##### Dummy cannula



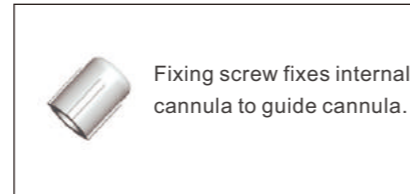
##### Metal Cannula



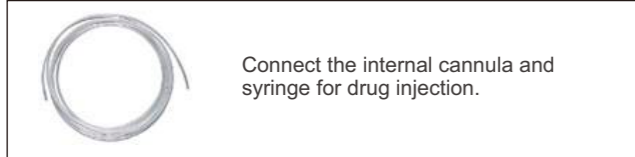
##### Internal cannula



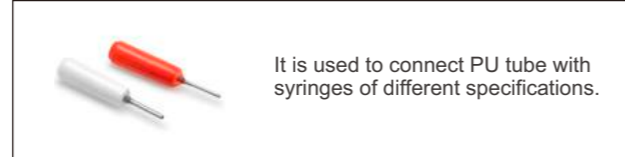
##### Fixing screw



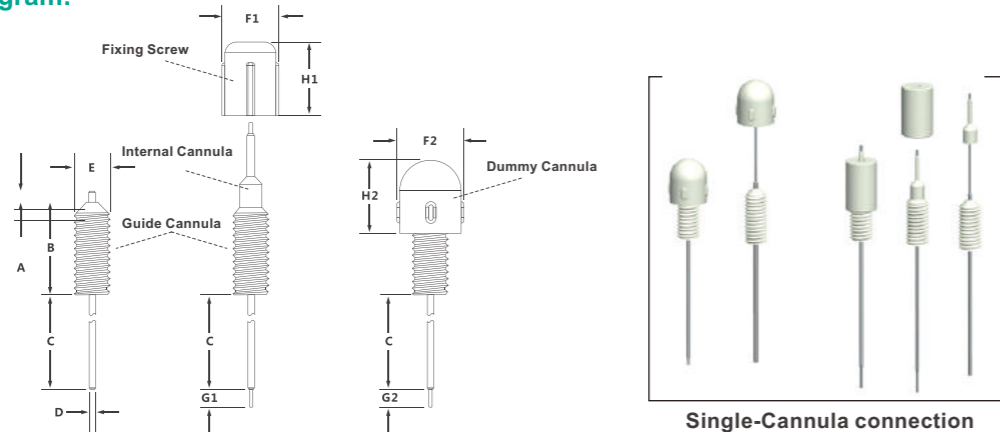
##### PU Tube



##### Pharmport



#### Cording Diagram:

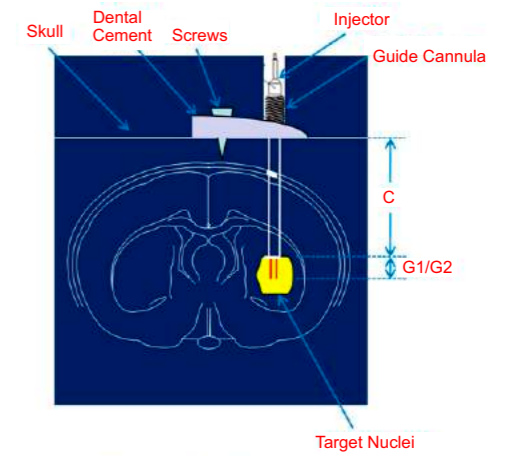


#### Diagrams:

- A - The length of the stainless steel tubing below the plastic pedestal.
- B - The height of the cylindrical plastic base.
- C - The length of the stainless steel tubing below the plastic pedestal, can be customized.
- D - External diameter of stainless steel guide cannulas.
- E - External diameter of cylindrical plastic base.
- F1 - External diameter of Fixing screw.
- F2 - External diameter of Dummy Cannulas.
- H1 - Height of Fixing screw.
- H2 - Height of Dummy Cannulas.
- G1- The internal cannulas projection length beyond the guide cannulas tip, can be customized.
- G2- The dummy cannulas projection length beyond the guide cannulas tip, can be customized.

#### Ordering Instructions:

- D-outer diameter of the Guide Cannula (Unit:g) , five sizes 22, 23, 24, 26 and 27g are available.
- C-length (Unit: mm) of the metal tube below the plastic pedestal (B).
- G1-length (Unit: mm) of the protrudent Injector through the Guide Cannula, 0.5 or 1.0mm is recommended.
- G2-length (Unit: mm) of the protrudent Dummy Guide, 0.5 or 1.0mm is recommended.



#### Order information (Unit: mm):

Matching	Guide Cannula (OD x ID)	Internal Cannula (OD x ID)	Dummy Cannula (plastic OD)	Dummy Cannula (metal OD)	Fixing Screw	PU Tube	Pharmport	Range of customized length		
								C	G1	G2
Cannula	62001(23g) 0.64x0.45	62201 0.41x0.25	62101 0.4	62106 0.4	62502	BC-22	P22-R P22-W	1~15	0.5~1	0.5~15
	62002(24g) 0.56x0.38	62202 0.36x0.2	62102 0.3	62107 0.3						
	62003(26g) 0.48x0.34	62203 0.3x0.14	62102 0.3	62107 0.3						
	62004(27g) 0.41x0.25	62204 0.21x0.11	62104 0.2	62108 0.2						
	62005(22g) 0.71x0.45	62201 0.41x0.25	62101 0.4	62106 0.4						

**Notes:** The height and external diameter of the cylindrical plastic base are 6mm and 3.5mm respectively. Plastic or metal dummy cannula is optional.

### Double Cannula

#### Introduction:

RWD has launched I, II, III and IV series double cannula systems for acute and chronic intracranial drug administration in animal experiments.

Series I: Recommended for rat or mouse use, 0.48mm (outer diameter) x 0.34mm (internal diameter).

Series II: Recommended for rat use, 0.64mm (outer diameter) x 0.45mm (internal diameter).

Series III: Specifically for mouse use, 0.48mm (outer diameter) x 0.34mm (internal diameter). The height of cylindrical plastic pedestal of Guide cannula is different from Series I.

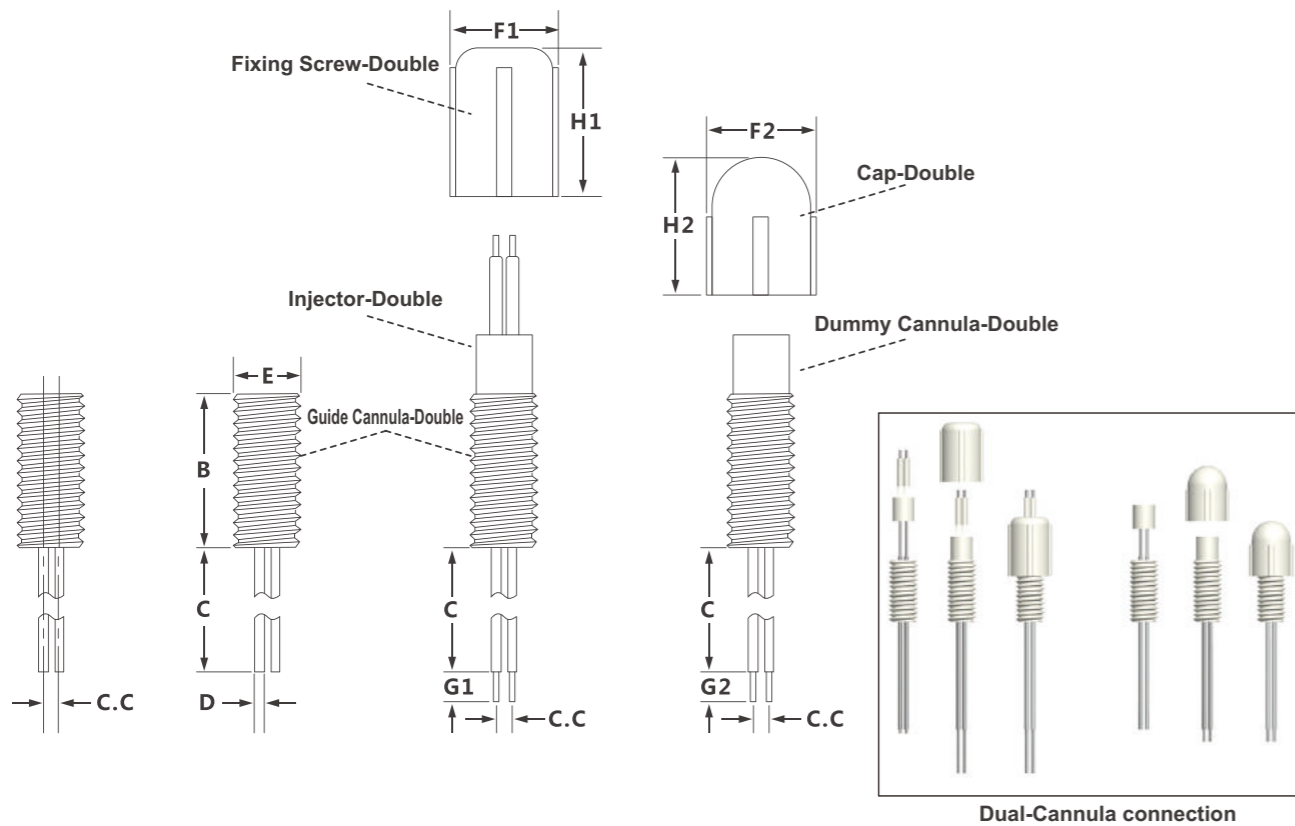
Series IV: 0.41mm (outer diameter) x 0.25mm (internal diameter).

#### Application:

Double cannula system is used for bilateral implantation, suitable for injecting one or two drugs into two different brain regions.



**Cording Diagram:**



**Comments:**

- B - Height of cylindrical plastic pedestal which is 7.8mm for Series I, II & IV and 5.5mm for Series III
  - ★C - Length of stainless steel tube below the cylindrical plastic pedestal. The default value is 13.7mm for Series I & III, 20.0mm for Series II and 10.0mm for Series IV. The length can be customized with default value as maximum
  - ★C.C - Center distance between double guide cannulas, double dummy cannulas and double injectors. These 3 values should be the same in one system. It can be customized (range: 0.5mm-3.0mm)
- D - Outer diameter of stainless steel tube and it has 3 sizes: 0.48mm for Series I & III, 0.64mm for Series II and 0.41mm for Series IV
- E - Outer diameter of the cylindrical plastic pedestal and it comes with 3.5mm or 5.0mm. It is related to the outer diameter and centre distance between double guide cannulas
- F1 - Outer diameter of fixing screw and it comes with 5.0mm (when E=3.5mm) or 7.0mm (when E=5.00mm)
- F2 - Outer diameter of guide cannula cap and it comes with 5.5mm (when E=3.5mm) or 7.0mm (when E=5.0mm)
- H1 - Height of the fixing screw and it comes with 7.5mm (when E=3.5mm) and 8.0mm (when E=5.0mm)
- H2 - Height of guide cannula cap and it comes with 7.00mm (when E=3.5mm) and 7.5mm (when E=5.0mm)
  - ★G1 - Length of protruding part after internal cannula is inserted into guide cannula. This length can be customized
  - ★G2 - Length of protruding part after dummy cannula is inserted into guide cannula. This length can be customized

**Ordering Instructions:**

Determine the target brain region for drug administration and then determine target values of C, C.C, G1 and G2. These values can not exceed the default ones. Please refer to :

- ★ part of comments of cording diagram for more detail.
- ★ C: Maximal customized length is 13.7mm for Series I & III, 20.0mm for Series II and 10.0mm for Series IV.
- ★ C.C: Customized range is 0.5mm-3.0mm.
- ★ G1: Maximal customized length is 6.0mm for Series I, 4.0mm for Series II, 8.0mm for Series III and 4.0mm for Series IV.
- ★ G2: Maximal customized length is 2.0mm for Series I, 5.0mm for Series II, 4.0mm for Series III and 5.0mm for Series IV.

**Order Information: (Unit: mm)**

**Series I: Recommended for rat or mice**

Matching	C.C	Guide Cannula	Internal Cannula	Dummy Cannula	Cap	Fixing Screw	PU Tube	Pharmport	Range of customized length		
									C	G1	G2
Cannula (26G) O.D.0.48mmxI.D.0.34 mm Dummy Cannula: O.D.0.30mm Internal Cannula: O.D.0.30mm x I.D.0.14mm Plastic Pedestal of Guide Cannula: Height B = 7.8mm Diameter E = 3.5mm	0.6	62022	62250	62122	62523	62521	BC-22	P22-R P22-W	1~13.7	0,0.5~6	0,0.5~2
	0.8	62023	62223	62123							
	1.0	62024	62224	62124							
	1.2	62025	62225	62125							
	1.4	62027	62227	62127							
	1.5	62028	62228	62128							
	1.6	62029	62229	62129							
	1.8	62030	62230	62130							
Plastic Pedestal of Guide Cannula: Diameter E = 5 mm	2.0	62031	62231	62131	62524	62522	BC-22				
	2.2	62032	62232	62132							
	2.4	62033	62233	62133							
	2.6	62034	62234	62134							
	3.0	62036	62236	62136							

**Series II: Recommended for rat**

Matching	C.C	Guide Cannula	Internal Cannula	Dummy Cannula	Cap	Fixing Screw	PU Tube	Pharmport	Range of customized length		
									C	G1	G2
Cannula(23G) O.D.0.64mmx I.D.0.45 mm Dummy Cannula: O.D.0.40mm Internal Cannula: O.D.0.41mm x I.D.0.25mm Plastic Pedestal of Guide Cannula: Height B = 7.8mm Diameter E = 3.5 mm	0.8	62037	62237	62137	62523	62521	BC-22	P22-R P22-W	1~20	0,0.5~4	0,0.5~5
	1.0	62038	62238	62138							
	1.2	62039	62239	62139							
	1.4	62041	62241	62141							
	1.5	62042	62242	62142							
	1.8	62043	62243	62143							
Plastic Pedestal of Guide Cannula : Diameter E = 5 mm	2.0	62044	62244	62144	62524	62522	BC-22				
	2.2	62045	62245	62145							
	2.4	62046	62246	62146							
	2.8	62048	62248	62148							
	3.0	62049	62249	62149							

**Series III: Recommended for mice**

Matching	C.C	Guide Cannula	Internal Cannula	Dummy Cannula	Cap	Fixing Screw	PU Tube	Pharmport	Range of customized length		
									C	G1	G2
Cannula (26G) O.D.0.48mmxI.D.0.34 mm Dummy Cannula: O.D.0.30mm Internal Cannula : O.D.0.30mm x I.D.0.14mm Plastic Pedestal of Guide Cannula: Height B = 5.5mm Diameter E = 3.5mm	0.8	62052	62223	62123	62523	62521	BC-22	P22-R P22-W	1~13.7	0,0.5~8	0,0.5~4
	1.0	62053	62224	62124							
	1.2	62054	62225	62125							
	1.4	62056	62227	62127							
	1.5	62057	62228	62128							
	1.6	62058	62229	62129							
	1.8	62059	62230	62130							
	2.0	62060	62231	62131							

Series IV: Recommended for mice

Matching	C.C	Guide Cannula	Internal Cannula	Dummy Cannula	Cap	Fixing Screw	PU Tube	Pharmport	Range of customized length		
									C	G1	G2
Cannula (27G) O.D.0.41mm x I.D.0.25 mm Dummy Cannula: O.D.0.20mm Internal Cannula: O.D.0.21mm x I.D.0.11mm Plastic Pedestal of Guide Cannula: Height B = 7.8mm Diameter E = 3.5mm	0.6	62062	62251	62162	62523	62521	BC-22	P22-R P22-W	1~10	0,0.5~4	0,0.5~5
	0.8	62063	62263	62163							
	1.0	62064	62264	62164							
	1.2	62065	62265	62165							
	1.4	62067	62267	62167							
	1.5	62068	62268	62168							
	1.6	62069	62269	62169							
	1.8	62070	62270	62170							
2.0	62071	62271	62171								

Notes : (1)For cap, plastic or metal is optional. Metal cap 62525 (corresponding plastic cap 62523), Metal cap 62526 (corresponding plastic cap 62524).

(2)The difference between Series I and Series III is the height of the pedestal, the former is 7.8mm and the later is 5.5mm, and Series III is specially designed for mice

Screws



Model	Product Description
62513	Screw-M1.0xL2.0mm
62514	Screw-M1.2xL2.0mm
62515	Screw-M1.4xL2.5mm

Osmotic Pumps

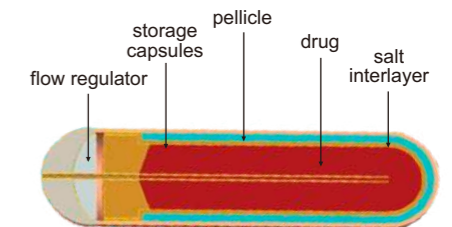
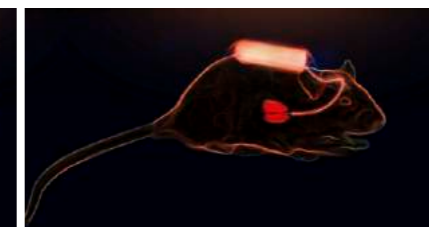
The osmotic pump has become the best tool for continuous dose of unrestrained laboratory animals. It can be implanted subcutaneously or intraperitoneally in animals. Minimizes side effects and experimental variables, and reduces the risk of stress due to frequent animal handling. And it is used for continuous delivery of a wide range of drugs, including antibodies, growth factors, cytokines, chemotherapeutics, addictive drugs, hormones, steroids and more.



Features:

- Ensure continuous and uninterrupted administration, maintaining the preset speed for the administration of the animal.
- Storage capsules have good drug compatibility, and protection for short half-life drugs.
- Capsules have good biocompatibility and do not affect the physiology of animals.
- Easy to use, It allows one-time operation in an experiment instead of frequent operation.
- Avoid the stress caused by repeated administration, reducing the impact of non-experimental factors on the experimental results.
- Small size, can be applied to experiments on mice, neonatal rats and other small animal.
- Ensure that the drug is delivered to the target site accurately.

The osmotic pump can be directly implanted in the abdominal cavity or the back of the neck for drug administration, or it can be applied to specific tissue and organ, such as blood vessels, brain, spinal cord, subcutaneous part, abdominal cavity, etc., by connecting the catheter or other accessories.



- Flow regulator: The sole outlet for drug solution, which is used to connect the catheter to target administration area.
- Storage capsules: Fill with solution. It has good corrosion resistance to acid and alkali.
- Shell: Firmness, designed to protect the internal structure of osmotic pump, with fluid passability characteristics.
- Salt interlayer: absorption of tissue fluid by osmosis. After the salt interlayer absorbs the tissue fluid, it can only be extruded inwards to slowly pump the solution out of the capsule.
- Pellicle: prevents the salt layer from diffusing into the tissue, and ensures that the tissue fluid can enter the salt layer to squeeze the storage capsule and pump out the drug solution

Technical Parameters:

Capsule (10pcs/box)	Drug capacity	100µL				200µL					2mL		
	Type	1003D	1001W	1002W	1004W	2003D	2001W	2002W	2003W	2004W	2m1W	2m2W	2m4W
	Duration	3d	1w	2w	4w	3d	1w	2w	3W	4w	1w	2w	4w
	Pumping Rate(µL/hr)	1.0	0.5	0.25	0.125	2.0	1.0	0.5	0.35	0.25	10.0	5.0	2.5
Flow regulator (10pcs/box)	Cap	Without				PE material							
	Draft tube	304 stainless steel material											
Infusion tube (1pcs/box)	Syringe	Flat head for the injection of liquid											

Osmotic pump kit information(optional):

	Model	Description
Brain Infusion Kit	Bic-3	For 1-3mm deep brain area administration (10 Bags/ Package)
	Bic-5	For 3-5mm deep brain area administration (10 Bags/ Package)
Catheter Delivery Kit	Mic	For long-distance muscle administration (10 Bags/ Package)





# Blood Sampling and Administration System

The catheter is surgically inserted into the target location (jugular vein, carotid artery, bile duct, portal vein, etc.), and the Implant Button is then fixed subcutaneously, allowing simultaneous drug administration and blood sampling. It is suitable for manual continuous and repeated blood sampling and drug administration, long-term automatic drug administration and blood sampling by machine.

### Features:

- Suitable for up to 10 sampling sites such as jugular vein, carotid artery, femoral vein and bile duct.
- The design is compact and firm, not easy to be damaged by animals, and the biocompatibility has been verified by experiments.
- It can be matched with syringes, catheters and other sampling methods.
- Effectively reduce the stress reaction caused by repeated injection.



### Components:

#### Implant Button



The Implant Button consists of transparent shell, magnet, felt and capillary tube. Catheter is connected to capillary tube and inserted into a blood vessel. The Button is implanted subcutaneously and fixed by suturing the epidermis.

#### Pharmport



The Pharmport consists of shell (red and white) and capillary tube, sizes: 25g and 22g. The Pharmport is connected with the Implant Button as a simple infusion and blood sampling device.

#### Catheter connector



The Catheter connector is composed of shell and capillary tube, size: 25G, 22G. For connecting Pharmport and PE tubes in vitro.

#### Syringe connector



Syringe connector is composed of transparent shell and capillary tube, with a size of 25G. The front end of the injection needle can be directly inserted into the Pharmport for infusion and blood sampling, the rear end can be connected with the standard syringe.

#### Implant Button Cap



The Implant Button cap is made of high quality duralumin alloy and magnet. When the Implant Button is not in use, The cap can be used to ensure that the injection end is not contaminated. The magnet allows the operator to quickly attach the cap to Implant Button.

#### Handling



The Handling is made of high quality duralumin alloy and magnet. Fix the animal with one end of the Handling to pull out the Implant Button Cap, and then use the other end (including magnet) to continue to fix the animal for infusion or blood sampling operation.

#### Catheter



The size of the catheter matches the capillary of the Implant Button, and the catheter can be inserted into the blood vessels of experimental animals. The node ensures that the catheter is not easy to fall off after implantation.

#### Swivel



The swivel can rotate as the animal moves. It can protect the catheter at the tether side from kinking or tangling. It also supports blood sampling and infusion when animals are awake and active.

#### Tether



The tether of the catheter may be used in combination with the swivel and the implantable vascular access button, to protect the catheter connected to the button from being kinked or dislodged, supporting sampling or infusion when animals are awake and active. It is ideal for self-administration tests.

#### Multi-axis counter-balanced lever arm



The multi-axis counter-balanced lever arm comes in two styles, and the swivel mount can vertically move with the animal. Mating the swivel, it can make blood sampling and infusion possible when animals are awake and active.

#### Bile circulator



The bile circulator is attached to the implantable vascular access button for rats, in conjunction with the catheter for rat bile duct, to suit the need for long-term collection of bile or duodenal injection of target test fluids.

### Order Information:

Product Description	Model
Implant Button (single channel 25G for mice-white)	
Implant Button (mouse dual channel 25G/25G)	BMD25/25
Implant Button (single channel 22G for rat-white)	BRSW22
Implant Button (single channel 22G for rat-Rad)	BRSR22
Implant Button (Rat dual channel 22G/22G)	BRD22/22
Catheter connector (22G)	C22
Catheter connector (25G)	C25
Syringe connector	SC-1
Pharmport (22G Red)	P22-R
Pharmport (22G White)	P22-W
Pharmport (25G Red)	P25-R
Pharmport (25G White)	P25-W
Implant Button Cap (mouse single channel-silver)	CMSC-S
Implant Button Cap (mouse single channel-gold)	CMSC-G
Implant Button Cap (mouse dual channel-gold)	CMDC-G
Implant Button Cap (rat-silver)	CRSC-S
Implant Button Cap (rat-gold)	CRSC-G
Handling	BH
Carotid Artery Catheters for Rats	PURCA
Jugular Vein Catheters for Rats	PURJV

Product Description	Model
Bile Duct Catheters for Rats	PURBD
Portal Vein Catheters for Rats	PURPV
Femoral Artery Catheters for Rats	PURFA
Femoral Vein Catheters for Rats	PURFV
Jugular Vein Catheters for Guinea pigs	PUCJV
Carotid Artery Catheters for Guinea pigs	PUCCA
Carotid Artery Catheters for Mice	PUMCA
Jugular Vein Catheters for Mice	PUMJV
Swivels (Single Channel 22G)	SS1-22
Swivels (Single Channel 25G)	SS1-25
Swivels Mount for Mice	MLA-M
Swivels Mount for Rats	MLA-R
Tether (mouse single channel)	TM-1
Tether (mouse dual channel)	TM-2
Tether (drug administration for Rat)	TR-1dr
Tether (blood sampling for Rat)	TR-1bl
Tether (rat dual channel)	TR-2
Bile Loop	DZXHQ
PE Tubing 22	BC-22
PE Tubing 25	BC-25

## Syringe Pumps

### R462 Syringe Pump

RWD series syringe micro-injection pumps are widely used in scientific research. The upgrade from the first generation to the current second-generation products includes single-channel and dual-channel options.



#### Features:

- Control the stepper motor for stable and high-precision operation at low speed.
- The communication with the touch screen of the host computer can control the output torque and rotation speed of the stepper motor according to the input, and then control the injection thrust and injection speed.
- Reserved communication interface (BNC, USB-B, and PC communication, RS485 multi-injection pump communication).
- Can input and output, 15-pin D-sub Connector.
- With encoder, feedback speed, alarming when speed is abnormal, equipment operation suspend.
- Safety certification: EMC, ESD, and CE.
- Running indicator: convenient for users to intuitively discover the current status of the pump.

#### Order Information:

Model	Name	Note
R462	RWD 462 Syringe Pump	Dual-channel

#### Technical Parameters:

Operating mode	Injection/withdrawal
Injection accuracy	± < 0.35%
Repeatability	± < 0.05%
Syringe range	0.5µL-60 mL
Minimum flow rate	0.0001 µL / min (0.5 µL syringe)
Maximum flow rate	102 mL/min (60 mL syringe)
Linear thrust	50lbs (23 kg)
Operating temperature	4 °C to 40 °C
Storage temperature	-10 °C ~ 70 °C
Humidity	20% to 80%, non-condensing
Communication interface	USB-B, BNC, RS485 and TTL ports
Advance stroke per step	0.046µm / step
Display	5.0-inch LCD touch screen

### R-480 Nanoliter Injection Pump

The newly launched R-480 Nanoliter Injection Pump is highly precise & airtight, stable & easy to operate, which can be used to accurate microinjection or suction for oocytes, larva, protozoa, animal brain, eyeball, etc.



#### Features:

- Stable operation and high injection precision
- High airtightness, ensures no leakage during injection or withdrawal
- The brightness of the screen can be adjusted to meet different experimental situations
- Added the function to set needle retention time. A timer is no longer required if the needle is retained after the injection

#### Technical Parameters:

Operating mode	Injection/withdrawal
Injection Volume	0.6 nL-5000 nL
Minimum flow rate	0.02 nL/s
Maximum flow rate	200 nL/s
Emptying rate	0.02 nL-200nL/s
Withdrawing rate	0.02 nL-200 nL/s
Glass Capillary size	OD1.14mm, ID0.53mm
Minimum injection volume resolution	0.1 nL
Circle	1-8000
Display	5.0-inch LCD touch screen

#### Order Information:

Accessory Name	Model	Description	Quantity		
R-480 Nanoliter Injection Pump	—	Host(including Injector Head )	1	Standard configurations	
Power adapter	—	Plug-in power wire for device power input	1		
3.5-inch (8.89cm) glass capillary	GC-3.5	Attached to the Injector head for injection;OD1.14mm,ID0.53mm	100		
7-inch (17.78cm) glass capillary	GC-7	Attached to the Injector head for injection;OD1.14mm,ID0.53mm	100		
Fixed fittings	R480-SF	For conjunction with brain stereotaxer and micromanipulator	1		
Filling needle	R480-FN	For filling mineral oil: 30 Gauge, 2" length	1		
Sealing material	R480-SM	For replacing the sealing material inside the Injector Head	1		
Foot switch	R480-FS	For foot controlled injection	1		
Adapter for Micromanipulator	R480-AFM	With special accessories for RWD Motorized Micromanipulator	1		Optional Accessories
Vattachment	68207	Accessory equipped with stereotaxic instrument	1		



# Pathological Section Solution

## Minux® Rotary Microtomes

Rotary microtome is a device for paraffin section, widely used in medical and biological research. It is used for pathological diagnosis in clinical, and used for research at the tissue and cell level.



### ► Features:

#### Visual pointer

- » Designed with the visual pointer on precise positioning system, easy to adjust the sample to the target angle, reducing trimming and sample waste.
- » Adjust multiple devices to the same angle easily and quickly.

#### The side knobs

- » Integrated with the machine, ergonomic design, make operation more comfortable and coordinated.
- » The sample feeding speed can be adjusted freely between 0-1800µm/s, more choice and more efficient.
- » Durable military-grade devices, service life is more than 20 million times.

#### Automatic section

- » It is stable and maintains slice consistency.
- » No extra skills required, easy to complete the operation.
- » Some specimens such as embryos and brains need to be cut for hundreds of pieces. It is hard for you, but easy for automatic section.

#### Easily removable waste tray

- » With magnetic function, easy to disassemble and install.
- » Special coating materials tray, easy to clean up, shorten the cleaning time to a few seconds.

### ► Technical Parameters

Parameters	Model	S700 Semi-Automated	S700A Fully-Automated
Section thickness setting range: 0.5 - 100 µm		✓	✓
Trimming section thickness setting range: 1 - 800 µm		✓	✓
Electric coarse feed speed: 0-1800µm/s		✓	✓
Specimen retraction: 0-250µm		✓	✓
Specimen feed: 28mm, vertical stroke: 70mm		✓	✓
Specimen orientation: X/Y axis 8°, Z axis 360°		✓	✓
Maximum specimen size: 55*50*30mm		✓	✓
Automated mode and manual mode switch			✓
Emergency stop button			✓
Cut window function			✓
Slice speed selection			✓
Four slice modes: Int., Single, Cont., Multi.			✓
Pedals(optional)			✓

### ► Order Information

Cat No.	Product Description
S700A	Fully-Auto rotary microtome, include a box of blades(50 pcs)
S700	Semi-Auto rotary microtome, include a box of blades(50 pcs)
S700-F3	Universal clamp
S700-F4	Standard clamp
S700-F7	Blade holder assembly
S700-F9	Blade holder upper bracket
S700-F10	Easy-clean waste tray
S700A-F3	Foot Switch for Rotary & Cryostat Microtome (optional)

### ► Disposable Microtome Blades-low profile



#### ► Features:

- Sharp and durable, cost-effective
- For rotary microtomes and cryostats use
- Packed in a push-out distribution box for easy access

### Order Information

Cat No.	Product Description
PB-2	Disposable Microtome Blades, 80mm*8mm*0.25mm, 50 pcs, for paraffin and frozen section

## Minux® Cryostats

Cryostat is a device for rapidly cooling tissue to a certain hardness under low temperature conditions and then slicing. It is a quick and easy method.

Hospitals mainly use it for rapid pathological diagnosis during surgery. Researchers use it for preparation of biological tissue samples for in situ hybridization, immunohistochemistry, etc.



### Features

#### Stable

- **Stable temperature:** advanced temperature control system, small temperature fluctuations. Even if the window is opened for more than 1 hour, the temperature is still stable.
- **Stable slice quality:** high-precision cross rail and screw, five-phase high-resolution sampling motor and horizontal sampling slider made of aviation aluminum, form a precise sampling system to ensure stable slice quality.

#### Safe

- **UVC disinfection:** the latest low-temperature UVC disinfection technology. The irradiation intensity can effectively kill bacteria and viruses, disinfect the inner surface and the air of the cabinet, and reduce the risk of contamination by infectious materials.
- **Waste liquid management system:** a waste liquid volume display on the touch screen. There are reminders of full bottle and not in place to prevent waste liquid from flowing out and contaminating the ground.

#### Efficient

- **Efficient operation:** the color touch screen, with a joystick that integrates coarse sample feeding, trimming and section switching, and slice parameter adjustment, constitutes an efficient operating system.

- **Quick positioning:** precise positioning system with  $\pm 8^\circ$  visual pointer, easy to adjust the specimen clamp to the target angle, reducing trimming and sample waste.
- **Automatic sleep and wake-up:** saving energy, simplify manual operation and reduce waiting time.
- **Sample installation and marking:** Buckle design, convenient installation and firm fixation. The unique label design of specimen discs makes it easy to record and identify each sample to prevent confusion.
- **Efficient and thorough defrosting:** automatic defrosting for cryochamber, specimen head, quick-freeze shelf, more thorough. For manual defrosting, there are different parts to choose to improve efficiency.

### Technical Parameters

Parameters	Model	FS800 Semi-Automated	FS800A Automated
Section thickness setting range: 0.5 - 100 $\mu\text{m}$		✓	✓
Trimming section thickness setting range: 1 - 800 $\mu\text{m}$		✓	✓
Electric coarse feed speed: 0-1800 $\mu\text{m/s}$ adjustable		✓	✓
Specimen retraction: 0-250 $\mu\text{m}$		✓	✓
Specimen feed: 28mm		✓	✓
Vertical stroke: 70mm		✓	✓
Specimen orientation with visual pointer: X/Y axis $8^\circ$ , Z axis $360^\circ$		✓	✓
Number of refrigerated sites: 15		✓	✓
Number of fast cooling sites: 2		✓	✓
Cryochamber temperature range: $0^\circ\text{C}\sim-35^\circ\text{C}$		✓	✓
Automatic and manual defrosting		✓	✓
Automatic and manual UVC disinfection		✓	✓
Automated mode and manual mode switch			✓
Emergency stop button			✓
Cut window function			✓
Slice speed selection			✓
Four slice modes: Int., Single, Cont., Multi.			✓
Pedals(optional)			✓

### Order Information

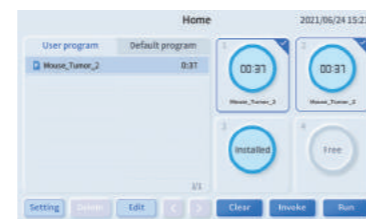
Cat No.	Type	Product Description
FS800	UV	Semi-Auto,with UVC disinfection function
	Specimen	Semi-Auto,with UVC disinfection,specimen cooling system
	Vacuum	Semi-Auto,with UVC disinfection,Vacuum,specimen cooling system
FS800A	Auto	Fully-Auto,with UVC disinfection,specimen cooling system,auto section function
	Max	Fully-Auto,with UVC disinfection,vacuum,specimen cooling system,auto section function



# Cellular and Molecular Biology Research Solution

## Single Cell Suspension Dissociator

RWD Single cell suspension dissociator uses tissue processing tubes, tissue dissociation kits, and built-in optimization programs for preparing high-activity single-cell suspension and tissue homogenate. The preparation of single-cell suspension with high cell viability can be completed within 15-30 minutes, which makes the experiments more reproducible. 4 or 8 independent operating channels and heating jackets can automate the processes and improve the efficiency of tissue processing. It is widely used in single-cell sequencing, primary cell culture, fluorescence activated cell sorting, cell therapy, and other research fields.



Tube position detecting



Visualized and editable programs

### Product Characteristics

#### Intelligent

- Pre-defined standard processes and 500 customized processes supported.
- Processes can be imported and synchronized via USB ports.

#### Safe

- Multiple alarms guarantee the safety of both operators and samples.
- Fully sealed tube prevents contamination of cells.

#### Gentle

- Stable motor speed ranges from 0 to 4000 rpm.
- Customized tissue dissociation kits and tissue processing tubes can ensure cell viability and reduce experimental losses.

#### Efficient

- 4 or 8 independent channels work simultaneously for different tissue processing.
- Heating jackets are available for fully automated sample preparation.
- Capable of single-cell suspension and tissue homogenate.

### Technical Parameters:

Model	DSC-400	DSC-800
Sample volume	20-4000 mg	
Buffer volume	0.3-10 mL	
Speed	0-4000 rpm	
Temperature	37°C	
Operation method	Touch screen	
Channels	4	8
Dimensions (W*D*H)	215*380*190 mm	415*381*256 mm
Weight	10.3 kg	18 kg

### Order Information

Cat No.	Product Description
DSC-400	Single cell suspension dissociator
DSC-800	Single cell suspension dissociator
SCT-25	Tissue processing tube(25pcs/box)
SCT-100	Tissue processing tube(100pcs/box)
HJ-400	Heating Jacket(4 pcs)

### Consumables:

#### Tissue Processing Tube

- Ethylene oxide(EO) sterilized
- Independent packaging make it convenient for storage and use



\*The tissue processing tubes of RWD are not available in the USA market

### Order Information:

Model	SCT-25	SCT-100
Sample volume	20-4000 mg	
Buffer volume	0.3-10 mL	
Dimensions	35*89 mm	
Package	25pcs/box	100pcs/box

### Enzymatic Digestion Kit

- Targeted optimization of enzymatic hydrolysis formula can ensure high cell viability
- Preserving cell surface epitopes leads to no effect for downstream experiments



### Order Information:

Product Description	Model	Number of reactions
High Activity Tumor Tissue Enzymatic Digestion Kit (Mouse)	DHTE-5001	50T
High Activity Neonatal Brain Enzymatic Digestion Kit (Mouse and Rat)	DHNBE-5002	50T
High Activity Adult Brain Enzymatic Digestion Kit (Mouse and Rat)	DHABE-5003	50T
High Activity General Tissue Enzymatic Digestion Kit	DHGT-5004	50T
High Activity Tumor Tissue Enzymatic Digestion Kit (Human)	DHTEH-2505	25T
High Efficiency Debris Removal Kit	DHDR-5006	50T
High Activity Intestine Tissue Enzymatic Digestion Kit (Mouse)	DHIE-5007	50T
High Activity Brain Tumor Enzymatic Digestion Kit	DHBTE-2508	25T
High Activity Whole Skin Enzymatic Digestion Kit (Mouse)	DHWSE-2509	25T
High Activity Adipose Tissue Enzymatic Digestion Kit (Mouse and Rat)	DHAE-5010	50T

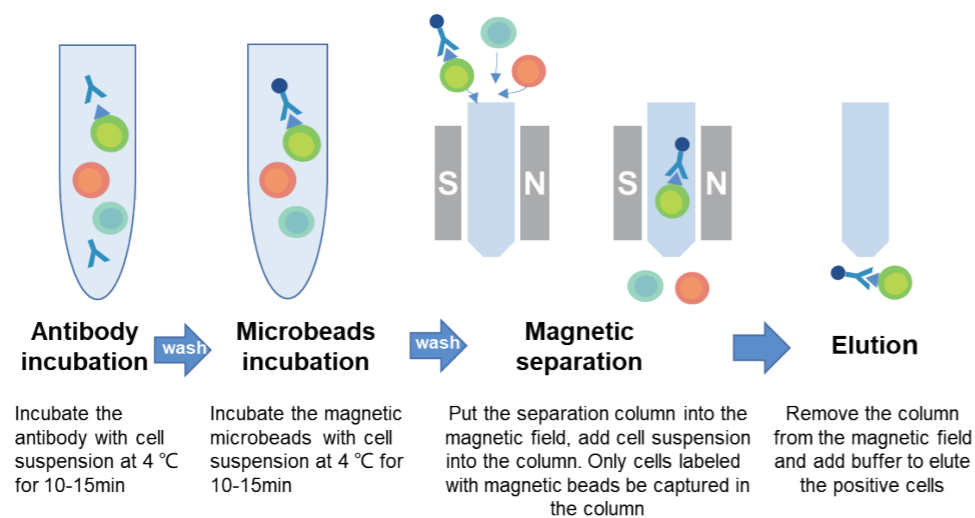
## Magnetic Microbeads Cell Separation Products

RWD cell separation products include self-developed magnetic microbeads cell separation kits and cell separation columns, which can obtain target cells with high purity and high viability through simple operation. Nano-sized magnetic beads do not need elution, and the separated cells can be directly used in downstream experiments such as flow cytometry, cell culture, single-cell sequencing, etc.



### Application field:

- Immunology research
- Oncology research
- Neuroscience
- Stem cell research
- Cell therapy



### Ordering Information

Cat NO.	Product name	Size	Capacity
K1301-10	Mouse CD3+ Cell Separation Kit	1ml*2	for 1*10 <sup>9</sup> total cells
K1302-10	Mouse CD4+ Cell Separation Kit	1ml*2	for 1*10 <sup>9</sup> total cells
K1303-10	Mouse CD8+ Cell Separation Kit	1ml*2	for 1*10 <sup>9</sup> total cells
K1304-10	Mouse CD45+ Cell Separation Kit	1ml*2	for 1*10 <sup>9</sup> total cells
K1201-10	Human CD3+ Cell Separation Kit (RUO)	1ml*2	for 1*10 <sup>9</sup> total cells
K1202-10	Human CD4+ Cell Separation Kit (RUO)	1ml*2	for 1*10 <sup>9</sup> total cells
K1203-10	Human CD8+ Cell Separation Kit (RUO)	1ml*2	for 1*10 <sup>9</sup> total cells
K1204-10	Human CD14+ Cell Separation Kit (RUO)	1ml*2	for 1*10 <sup>9</sup> total cells
K1205-10	Human CD45+ Cell Separation Kit (RUO)	1ml*2	for 1*10 <sup>9</sup> total cells
HCSC-25	LarSep Columns (25pcs/box)	25pcs/box	/
HCSC-10	LarSep Columns (10pcs/box)	10pcs/box	/
LSC-S1	LSC Separator (single channel)	1pcs	/
SS01	Separation stand	1pcs	/
CSAK-01	Cell Separation assembly kit (single channel)	1set	Including LarSep Columns (25pcs), LSC Separator (single channel) 1pcs, Separation stand 1pcs

## CO<sub>2</sub> Incubator

### Provide A More Suitable Environment for Cell Culture

D180 CO<sub>2</sub> incubator provides a more suitable culture environment for cells by controlling temperature, CO<sub>2</sub> concentration precisely and by maintaining a high relative humidity (RH). It is an indispensable cell culture tool in the fields of stem cell research, immunology research, neurobiology research and cancer research.



### Product characteristics

#### Stable environment for cell culture

- Accurate IR sensor monitors the CO<sub>2</sub> concentration change.
- Six-sided air jacket heating system ensures fast heating.
- Optional humidity probe to monitor real-time humidity changes.

#### Contamination control of inner chamber

- High efficient sterilization by 140°C dry heat.
- In-chamber HEPA to filter the microorganism.
- Easy cleaning with coved corners and removable shelves design.

#### Intelligent operation

- 7-inch touchscreen controller for real-time display.
- Automatic data record of 7 days curve display.
- External USB port for fast and convenient data export..

#### Multiple alarm system

- Internal and external door open overtime alarm.
- Abnormal inner cavity core parameters alarm.
- High temperature sterilization over temperature alarm.

#### Convenient and flexible design

- Handle design enables a comfortable door opening.
- Optional bracket with casters for convenient moving of the chamber.
- Less consumables in cavity for easy cleaning





Stainless steel liner & water pond



High efficiency filtration system

► Technical Parameters

Temperature	Control & Range	±0.1°C@ 37°C, 5°C above ambient to 50°C
	Heating Method	Air jacket
	Uniformity	±0.3°C @ 37°C
	Alarm Setting	Customized, Upper limit: (T+0.1) ~ (T+5.0); Lower limit: (T-0.1) ~ (T-5.0)
	Sensor	Pt1000 Platinum thermistor
	Controller	PID
	Readability & Setability	0.1°C
	Sterilization Method	140°C dry heat sterilization
CO <sub>2</sub> Concentration	Control & Range	±0.1%@5%, 0-20%
	Sensor	Heat-resistant infrared (IR) sensor
	Inlet Pressure	1.0 bar (recommended)
	Uniformity	±0.3%
	Readability & Setability	0.10%
Humidity	Water Pond Volume	~3.8 L
	Display	1% RH
Shelves	Dimensions	48.7×46.1 cm
	Surface Area	224.5 cm <sup>2</sup>
	Number (Standard & Max)	4; 17
Size & Weight	Interior Volume	188 L
	Interior Dimensions	51.0(W)×54.7(D)×67.5(H) cm
	Exterior Dimensions	69.5(W)×67.0(D)×97.0(H) cm
	Net Weight	110 kg

► Accessories

Device Options	Order no.	Description
CO <sub>2</sub> gas inlet pipe package	D180-F01	Connect cylinders to equipment
Horizontal shelves with bracket	D180-F02	Carrier for culture dishes
Water Pond	D180-F03	Holding water to increase humidity
HEPA filter	D180-F04	5.5 inch HEPA filter for inner air filtration
High efficiency filter	D180-F05	For air filtration at sampling port
Stacking racks	D180-F06	For stacking and fixing of equipment
Stacking Stand with castors	D180-F07	For supporting equipment and movement

► Order Information

Device Options	Order no.	Description
CO <sub>2</sub> Incubator with Humidity monitoring	D180	volume 188L; 140°C sterilization; humidity sensor; voltage 200~240VAC, 50Hz, 5A
CO <sub>2</sub> Incubator with Humidity monitoring	D181	volume 188L; 140°C sterilization; humidity sensor; voltage 100~120VAC, 60Hz, 10A
CO <sub>2</sub> Incubator without Humidity monitoring	D180	volume 188L; 140°C sterilization; without humidity sensor; voltage 200~240VAC, 50Hz, 5A
CO <sub>2</sub> Incubator without Humidity monitoring	D181	volume 188L; 140°C sterilization; without humidity sensor; voltage 100~120VAC, 60Hz, 10A

Automated Cell Counter

RWD Automated Cell Counter adopts Trypan Blue staining method, intelligent image recognition and advanced optical imaging technology to achieve accurate and automatic cell analysis. The algorithm can identify both live and dead cells within 9 seconds. Information such as cell counts, viability, diameter can be obtained by just one-click. With fluorescence cube, C100&C100-Pro can display images in BF and FL channels simultaneously and clearly present cell counts and cell morphology. In order to meet the needs of cell therapy and biopharma, the data management and software system of C100-Pro fully conforms to FDA 21 CFR Part 11. It is an optimal device for cell analysis in cell therapy, biopharmaceutical, immunology and vaccine development, tumor research, stem cell and metabolism research.



► Product Characteristics

High accuracy

- The self-developed algorithm can identify clustered cells.
- Intelligently cell marks contribute to precise cell recognition.
- RBC counting.
- Low autofluorescence and high-transmit filter enable clear imaging.

Time-saving

- User-friendly UI and built-in user guide interfaces ensure easy operation.
- Up to 1000 counting results can be stored. No need another device for extra storage.

User-friendly

- Autofocus and auto exposure.
- Powerful computing capability ensures high efficiency.

Compact design

- Compact size fits into different placements.
- Removable modular FL cubes allow easy switches among various scenes.

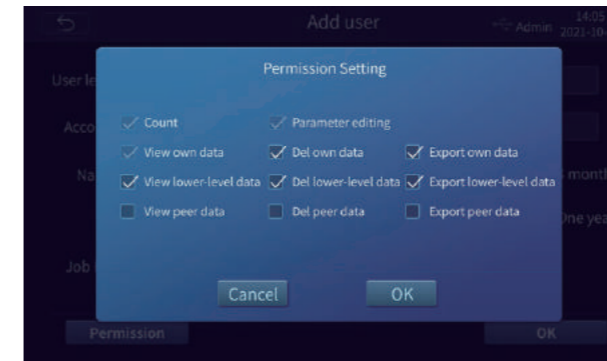
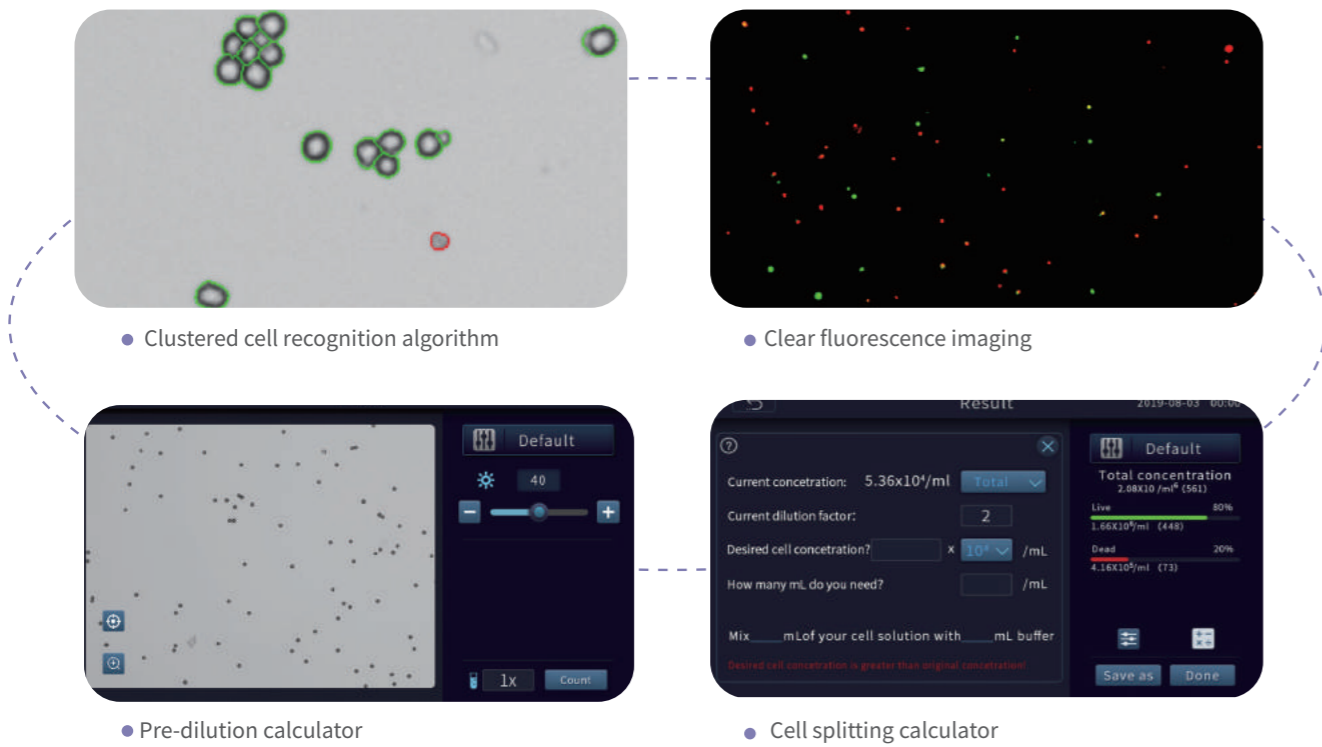
► Accessories and consumables



Disposable Cell Counting Slide



FL Cube



User manage



Electronic records

### ► Technical Parameters

Parameters	Description		
	C100-SE	C100	C100-Pro
Model	C100-SE	C100	C100-Pro
Optional fluorescence application	N/A	<ul style="list-style-type: none"> <li>● (Ex :375/28nm ;Em:460/50nm)</li> <li>● (Ex :480/30nm ;Em:535/40nm)</li> <li>● (Ex :540/25nm ;Em:620/60nm)</li> </ul>	
Amplification Factor	2.5X, 5.0 Megapixel		
Focus Method	Manual focusing & Autofocusing		
Counting Area	2.15 mm×1.62 mm		
Cell Type	Cell lines, stem cells, primary cells, pollens, beer yeast		
Cell Size Range	4-60 μm (Optimal: 7-60 μm)		
Cell Concentration Range	10 <sup>4</sup> -10 <sup>7</sup> cells/mL		
Cell counting Time	Less than 9s		
Historical Data Storage	1000 counting reports and images at most		
Languages	Chinese and English		
Dimensions	212 mm(W)* 264 mm(H)* 165 mm (D)		
Weight	~3.0kg	~3.2kg	~3.5kg

FL Cube	Excitation	Emission	General Dyes
FL Cube-01	375/28nm	460/50nm	DAPI, Hoechst, BFP
FL Cube-02	480/30nm	535/40nm	Acridine Orange (AO), Calcein-AM, Alexa fluor 488, SYBR Green, FITC, GFP
FL Cube-03	540/25nm	620/60nm	Propidium Iodide (PI), DsRed, dTomato, RFP

### Order Information

Cat No.	Product Description
C100-SE	Automated Cell Counter (BF)
C100	Automated Cell Counter (BF + FL)
C100-Pro	Automated Cell Counter (BF + FL, FDA 21 CFR Part 11 Compliance)
FL Cube-01	● (Ex :375/28nm ;Em:460/50nm)
FL Cube-02	● (Ex :480/30nm ;Em:535/40nm)
FL Cube-03	● (Ex :540/25nm ;Em:620/60nm)
DS-50	Disposable Slide (50 pcs/box)

## C100-Pro Automated Cell Counter



### ► Product Characteristics

- FDA 21 CFR Part11 compliance
- Ensuring data security with account login and account permissions setting.
- Ensuring data integrity with electronic signature and electronic recording.
- Data transmission via LAN and server.

## Centrifuge

### M1324R Refrigerated Microcentrifuge

RWD microcentrifuges M1324R and M1324 simplify centrifugation, which can work stably and quietly at the maximum speed of 15800rpm. Optional rotors for different needs (PCR tubes, 1.5/2 mL EP tubes, etc.). Small footprint and low noise, touch screen interaction, all your user-defined preset programs can be called by one click. The refrigerated microcentrifuge M1324R will still make sure the stable temperature centrifugation of samples at -10°C~40°C even at the highest speed. All the functions are designed according to your needs, which is the best choice for laboratory separation.



M1324R Microcentrifuge

#### Product Characteristics

##### Efficient

- Quick precooling. From RT to 4 °C in only 8 minutes.
- The seamlessly fit for inner cavity winding technology enables high-efficient energy transfer.
- Adjustable 10 ACC/DEC ramps to satisfy different customers' needs.

##### Stable and Safe

- High-density foaming technology benefits energy-saving and heat-preservation.
- Standard aerosol-tight rotor with aerospace-grade aluminum alloy withstands high temperature sterilization and avoids biohazards.
- Qualified ultrasonic non-destructive test, Schenck balancing test and extreme blasting test to protect personnel safety.
- Multiple Real-time rotor dynamic balancing monitoring system and alarm functions guarantee safe operation.

##### Simple

- Combination of touch screen and function keys provides quick and convenient setting and parameter use.
- 12 custom programs enable immediate centrifuge operation in multiple scenarios.
- Magnetic condensed water collection pan to eliminate inner water accumulation.
- Mechanical lock design for the centrifuge lid enables easy opening and closing.
- Quick-Lock rotor, closes with only a 1/4 turn.

##### Compact

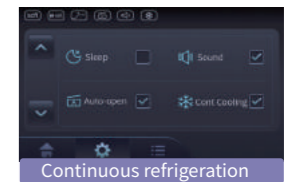
- One-pipette-width compact design.
- Lid hinge design with suspending hovering optionally.

Self-locking lid

Standard aerosol-tight rotor

Combination of buttons and touch interaction

Small, quiet and durable



### M1324 Ventilated Microcentrifuge



M1324 Microcentrifuge

#### Product Characteristics

##### Excellent and Efficient

- Unique heat dissipation material and duct design to enhance heat dissipation performance.
- Double cooling system to ensure stable centrifugation of samples at the highest speed.
- Running vibration amplitude ≤ 1um to maintain stable operation.

##### Stable and Safe

- Standard aerosol-tight rotor with aerospace-grade aluminum alloy withstands high temperature sterilization and avoids biohazards.
- Qualified ultrasonic non-destructive test, Schenck balancing test and extreme blasting test to protect personnel safety.
- Real-time rotor dynamic balancing monitoring system and multiple-imbalance alarm functions guarantee safe operation.



**Intelligent and Quiet**

- Dual noise control system with intelligent three-gear fan control, full load at maximum speed noise <50dB(A).
- Combination of touch screen and function keys provides quick and convenient setting and parameter use.
- Use EPP foam material to reduce noise pollution.

**Simple and Practical**

- Quick-lock rotor closes with only 1/6 turn for easy and secure sample handling.
- 10 acceleration and deceleration ramps meet the centrifugation needs of different samples.
- 48 custom programs enable immediate centrifuge operation in multiple scenarios.
- Automatic lid opening design, easy and quick to take samples.



**Technical Parameters**

Parameters	M1324R	M1324
Max. Speed	15800 rpm	
Max. RCF	23444 × g	
Max. Capacity	5mL × 10	
ACC/DEC Ramps	10/10	
Display	Touch screen	
Program	12	48
Temperature Control	-10°C to 40°C	/
Noise Level	<54dB (A)	<50dB(A)
Dimension (W*H*D)	304mm*304mm*517mm	262mm*282mm*385mm
Weight (with rotor)	33kg	~22kg

**Order Information**

Model	Product Description
M1324R	Refrigerated Microcentrifuge (With M-F24QG rotor)
M1324	Ventilated Microcentrifuge (With M-F24QG rotor)
M-F10QG	Aerosol-tight Lid , 10×5 mL tube quick- lock rotor
M-F24QG	Aerosol-tight Lid , 24×1.5/2.0 mL tube quick- lock rotor
M-F24Q	24×1.5/2 mL tube quick- lock rotor
M-F24G	Aerosol-tight Lid , 24×1.5/2 mL tube rotor
M-F24	24×1.5/2 mL tube rotor
M-F4PCR	4 × PCR tube rotor
M-F18Kit	18 × Spin column rotor

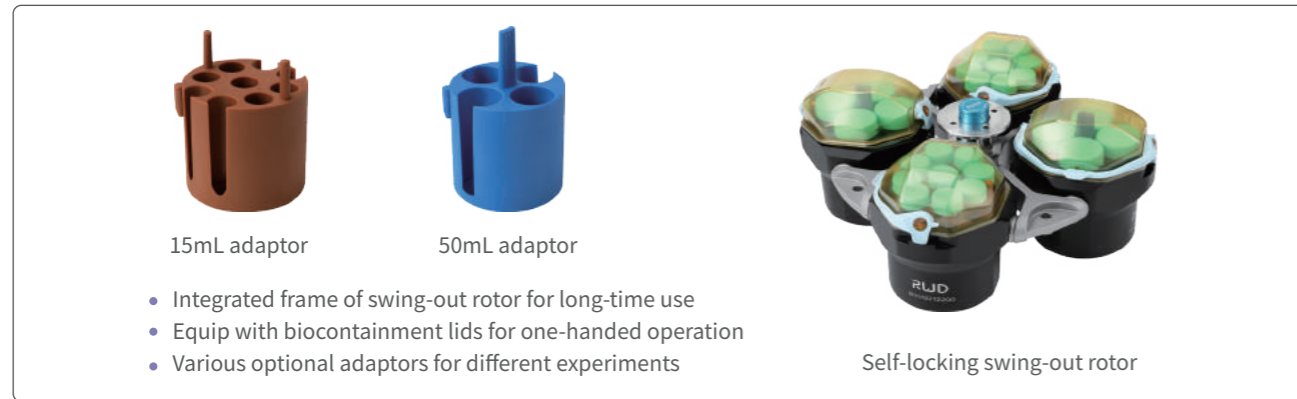
**M1416R High-Speed Benchtop Refrigerated Centrifuge**

RWD High-Speed Benchtop Refrigerated Centrifuge provides intelligent centrifugation, adapting various applications from micro to medium throughput with a speed up to 18,000 rpm (30,000 × g). Offer a broad selection of rotors and adaptors (swing-bucket rotors and fixed-angle rotors) to meet different customers' needs. The capacity of M1416R ranges from 24 x 2mL to 4 x 400mL, and the plate rotor also accommodates PCR and deep-well plates. In addition, equipped with a 7-inch touch screen, M1416R provides visual operation and a personalized account management system ensuring efficient and quality control.



**Product Characteristics**

- Abundant accessories**
  - Multi-purpose device equips with various rotors and adaptors.
  - Self-locking rotors enable non-tools required installation and removal and exchange in 3 seconds.
  - Fixed-angle rotor equipped with the quick-lock lid, closes with only a 1/6 turn.
- Various guarantees**
  - Multi-level alarm reminders for fast dealing.
  - Static rotor identification function for maximum operational safety.
  - Precision assembly motor with special bearings ensures the precision of speed ≤ ±1rpm, amplitude ≤ 0.01mm.
- Ergonomic operation**
  - Scheduling reservations provide the pre-cooling function for organized experiments.
  - Acceleration and braking ramps setting achieves stable centrifugation.
  - Built-in simple introduction for quick operation.
- Multipurpose function**
  - An intuitive touch screen shows key parameters clearly.
  - View the centrifuge health with one click.
  - Front USB port for easy and quick data transfer.
  - More than 100 pre-program setting storage with customized steps achieves continuous centrifugation.



► Technical Parameters

Parameters	Description
Swing-out Rotor	
Maximum Capacity	M-S4-400-P, 4*400mL
Maximum Speed	M-S4-200-P, 5500rpm
Maximum RCF	M-S4-200-P, 5580 x g
Fixed-angle Rotor	
Maximum Capacity	M-F6-100CF, 6*100mL
Maximum Speed	M-F24-2QG, 18,000rpm
Maximum RCF	M-F24-2QG, 30,000 x g
Details	
Temperature range	-10°C to +40°C
Noise	56dB(A)
Acceleration/Deceleration ramps	9 /10
Program Storage	100 programs with the ability to do step programming
Dimension (W*H*D)	627*409*688mm
Weight without rotor	98kg

Order Information

Model	Product Description
M1416R	High-Speed Benchtop Refrigerated Centrifuge (Without Rotor)

► Rotor Information

Model	Product Description	Maximum Speed (rpm)	Maximum RCF(xg)
M-S4-400-P	4*400mL Swing-out rotor (incl. 4*M-A4-50 and 4*M-A9-15 adaptors)	5000	4696
M-S4-200-P	4*180mL Swing-out rotor (incl. 4*M-A1-50 and 4*M-A5-15 adaptors)	5500	5580
M-S2-DWP-P	2*3 Standard 96-well plate (2*1 DWP)	4000	2272
M-F24-2QG	Aerosol-tight Lid , 24×2 mL tube quick- lock rotor	18,000	30,000
M-F30-2QG	Aerosol-tight Lid , 30×2 mL tube quick- lock rotor	15,200	25,830
M-F48-2QG	Aerosol-tight Lid , 48×2 mL tube quick- lock rotor	15,200	25,314
M-F18-5QG	Aerosol-tight Lid , 18×5 mL tube quick- lock rotor	15,000	24,652
M-F6-50QG	Aerosol-tight Lid , 6×50 mL tube quick- lock rotor	12,100	20,133
M-F8-50CF	8×50 mL tube carbon fiber rotor	14,500	24,446
M-F14-50CF	14×50 mL tube carbon fiber rotor	10,000	17,105
M-F6-100CF	6×100 mL tube carbon fiber rotor	15,000	24652
M-F30-15C	30×15 mL tube clinic rotor	5650	4997

M2-96G Gradient Thermal Cycler

The M2-96G provides precise temperature control and an intelligent user operating system to achieve rapid and specific amplification of target DNA fragments. With temperature gradient function, 12 groups of gradient can be realized at one time to optimize PCR protocol.

It is widely used in molecular biology, microbiology, genetics, cell biology, food science and agronomy to carry out experimental research such as molecular cloning, gene expression analysis, genotype identification, sequencing, and pathogenic microorganism analysis.



► Product characteristics

Intelligent and efficient linear gradient function

- 12 linear gradients in the same run allow to optimize the ideal annealing temperature.
- Temperature and time cycle can be incremented or decremented to realize different experiments like Touchdown PCR and Long PCR experiments.

Fast ramping and precise temperature control

- Fast ramp rate of up to 6 °C/s to realize efficient PCR runs.
- Long-life Peltier elements for temperature accuracy and uniformity.

Data visualization for easy operation

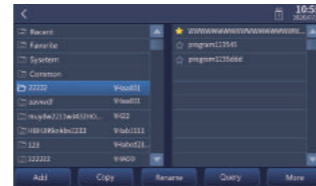

- 7 inch touch screen enables intuitive and quick programming.
- Personalized account management system provides organized programs and unwanted changes.

Thoughtful multifunctional design

- Processes can be imported and synchronized via USB ports and achieve multi-machine collaborative work.
- Capable for PCR experiments and constant temperature incubation function.



Easy access to create a new protocol



Personalized account management system

► Technical Parameters

Description	M2-96G
Sample Capacity	96x0.2 ml/0.1ml tubes or 1x96-well plate
Reaction volume	10~100 µL
Heating block	96-well
Temperature control range of the block	0~100°C
Gradient capability	Yes
Gradient range	30~100°C
Lid temperature range	40~110°C
Temperature accuracy	±0.25°C (35~100°C)
Temperature Uniformity	≤±0.35°C (After reaching a constant temperature of 95°C for 20s)
Max. heating and cooling rate	6.0°C/s;4.5°C/s
Average heating and cooling rate	4.5°C/s;3.5°C/s
Display	7 inch LCD touch screen
Max. amount of storage	2000
Max. number of program cycles	99
Max. number of program steps	64
Inc/Dec temp input range	±0.1~5°C
Inc/Dec time input range	±1~240s
Power-off protection	Yes
Interface	RS232, USB, Network ports
Dimensions (W×D×H)	264mm×470mm×259mm
Weight	16.5kg
Power supply	220V/50HZ; 110V/60HZ
Max. power consumption	925W

Ordering information

Order no.	Description
M2-96G	96-well Gradient thermal cycler

# Animal Surgical Instrument & Matrices

RWD surgical instruments cover surgical scissors, surgical forceps, orthopedic instruments, scalpels and blades, vascular forceps, needle forceps, with more than 1,000 kinds of models.

## Surgery Instrument Kit

**SP0001-G**  
General Surgery Instrument Kit for Rodents



Cat.No.	Product Description	Qty
S11001-08	VANNAS Spring Scissors (Triangular)-S/S Str/8*1.5mm/8cm	1
S11002-08	VANNAS Spring Scissors (Triangular)-S/S Cvd/8*1.5mm/8cm	1
S12009-11	IRIS-Fine Scissors (Round Type)-S/S Str/25*5.6mm/11.5cm	1
S12010-11	IRIS-Fine Scissors (Round Type)-S/S Cvd/23.5*6mm/11.5cm	1
S12005-10	IRIS-Fine Scissors (Round Type)-S/S Str/23*5mm/10.5cm	1
S12004-09	IRIS-Fine Scissors (Round Type)-S/S Cvd/24*4.6mm/9.5cm	1
F11001-11	Micro Forceps-Str, head length 30mm, Tip 0.2*0.12mm, 11cm	1
F11004-11	Micro Forceps-Cvd, head length 26.8mm, Tip 0.2*0.12mm, 11cm	1
F12010-10	Dressing Forceps-Str, Tip width 1.8mm, teeth length 15mm, 10.5cm	1
F12011-10	Dressing Forceps-Cvd, Tip width 1.9mm, teeth length 15mm, 10.5cm	1
F21001-12	HALSTED Artery Forceps-Str/23.5*1mm/12.5cm	2
F21002-12	HALSTED Artery Forceps-Cvd/24*1mm/12.5cm	2
F22002-10	HARTMAN Mosquito Forceps-Str/20*0.8mm/10.5cm	2
F22003-10	HARTMAN Mosquito Forceps-Cvd/20.8*1mm/10cm	2
F31047-12	OLSEN-HEGAR Needle Holders with Scissors-Str, 10*2.15mm/12cm	1
S13029-14	MAYO-STILLE Dissecting & Operating Scissors-B/B Str/37*9mm/14cm	1
S15001-11	SPENCER Ligature Scissors (Slender Type)-27*6mm/11cm	1
S21010-15	BOHLER Rongeurs (Double)-Light Cvd/2*19mm/15cm	1
S22004-11	Bone Cutters with Flat Blades (SGL)-15*6.8mm/11cm	1
S14014-12	Operating Scissors (Round Type)-S/S Str/37.6*8.5mm/12.5cm	1
S31011-01	11# Scalpel Blades (Box of 100pcs)	1
S32003-12	Scalpel Handles with Ruler 3# Solid-12.5cm	1
S33009-06	Scalpel Blade Remover-6.5cm	1
F13019-12	ADSON 1x2 Teeth Tissue Forceps, Tip width 1.8mm, 12cm	1
R21027-12	STEVENS Hooks, 1 Angled Tooth, 5mm depth, 12.5cm	1
R22009-01	ALM 4x4 Teeth Retractors-Blunt, 65mm Spread, 7.5cm	1
R22005-45	3x3 Teeth Retractors-Blunt, 30mm Spread, 5cm	1
R51003-11	Dual-end Micro Spatula w/tip W. 2mm x Thk. 0.3mm - Cvd/11cm	1
F35204-70	NA Nylon Sutures w/Needle-△3/8/2.5×5/30cm/7-0 (50/Box)	0.2
F35401-50	NA Terylene Sutures w/Needle-○3/8/3×10/90cm/5-0 (50/Box)	0.2
R31006-06	SS Micro Clamps-Cvd/L*W 6.6*1mm/17mm	5
R31005-06	SS Micro Clamps-Str/L*W 6*1mm/19mm	5
R34001-14	Clip Applicator for R31005- and R31006-Clamps-8.4*5mm/14cm	1
SP0001-P	Instrument Storage Portfolio	1

**SP0003-R**  
Microsurgery Instrument Kit for Rat, Cat, Rabbit etc.



Cat.No.	Product Description	Qty
S12005-10	IRIS-Fine Scissors (Round Type)-S/S Str/23*5mm/10.5cm	1
S12010-11	IRIS-Fine Scissors (Round Type)-S/S Cvd/23.5*6mm/11.5cm	1
F31047-12	OLSEN-HEGAR Needle Holders with Scissors-Str, 10*2.15mm/12cm	1
F11001-11	Micro Forceps-Str, head length 30mm, Tip 0.2*0.12mm, 11cm	1
R31005-06	SS Micro Clamps-Str/L*W 6*1mm/19mm	5
R34001-14	Clip Applicator for R31005- and R31006-Clamps-8.4*5mm/14cm	1
S11001-08	VANNAS Spring Scissors (Triangular)-S/S Str/8*1.5mm/8cm	1
S11002-08	VANNAS Spring Scissors (Triangular)-S/S Cvd/8*1.5mm/8cm	1
F21001-12	HALSTED Artery Forceps-Str/23.5*1mm/12.5cm	1
F21002-12	HALSTED Artery Forceps-Cvd/24*1mm/12.5cm	1
F35401-50	NA Terylene Sutures w/Needle-○3/8/3×10/90cm/5-0 (50/Box)	0.2
S32003-12	11# Scalpel Blades (Box of 100pcs)	1
S31011-01	Scalpel Handles with Ruler 3# Solid-12.5cm	1
SP0001-P	Instrument Storage Portfolio	1

**SP0003-M**  
Microsurgery Instrument Kit for Mice



Cat.No.	Product Description	Qty
S12005-10	IRIS-Fine Scissors (Round Type)-S/S Str/23*5mm/10.5cm	1
S12004-09	IRIS-Fine Scissors (Round Type)-S/S Cvd/24*4.6mm/9.5cm	1
F31047-12	OLSEN-HEGAR Needle Holders with Scissors-Str, 10*2.15mm/12cm	1
F11001-11	Micro Forceps-Str, head length 30mm, Tip 0.2*0.12mm, 11cm	1
R31005-04	SS Micro Clamps-Str/L*W 4*0.75mm/16mm	5
R34001-14	Clip Applicator for R31005- and R31006-Clamps-8.4*5mm/14cm	1
S11001-08	VANNAS Spring Scissors (Triangular)-S/S Str/8*1.5mm/8cm	1
S11002-08	VANNAS Spring Scissors (Triangular)-S/S Cvd/8*1.5mm/8cm	1
F22002-10	HARTMAN Mosquito Forceps-Str/20*0.8mm/10.5cm	1
F22003-10	HARTMAN Mosquito Forceps-Cvd/20.8*1mm/10cm	1
F35401-50	NA Terylene Sutures w/Needle-○3/8/3×10/90cm/5-0 (50/Box)	0.2
S32003-12	11# Scalpel Blades (Box of 100pcs)	1
S31011-01	Scalpel Handles with Ruler 3# Solid-12.5cm	1
SP0001-P	Instrument Storage Portfolio	1



**SP0005-R**  
**Brain Microinjection Surgery Instrument Kit for Rat**



Cat.No.	Product Description	Qty
S31011-01	Scalpel Handles with Ruler 3# Solid-12.5cm	1
S32003-12	11# Scalpel Blades (Box of 100pcs)	1
S12005-10	IRIS-Fine Scissors (Round Type)-S/S Str/23*5mm/10.5cm	1
S12006-10	IRIS-Fine Scissors (Round Type)-S/S Cvd/22*4.5mm/10.5cm	1
F12010-10	Dressing Forceps-Str, Tip width 1.8mm, teeth length 15mm, 10.5cm	2
F12011-10	Dressing Forceps-Cvd, Tip width 1.9mm, teeth length 15mm, 10.5cm	2
F21001-12	HALSTED Artery Forceps-Str/23.5*1mm/12.5cm	2
F21002-12	HALSTED Artery Forceps-Cvd/24*1mm/12.5cm	2
F31047-12	OLSEN-HEGAR Needle Holders with Scissors-Str, 10*2.15mm/12cm	1
S14014-12	Operating Scissors (Round Type)-S/S Str/37.6*8.5mm/12.5cm	1
F35204-70	HARTMAN Mosquito Forceps-Str/20*0.8mm/10.5cm	0.2
R22009-01	ALM 4x4 Teeth Retractors-Blunt, 65mm Spread, 7.5cm	1
R51003-11	Dual-end Micro Spatula w/tip W. 2mm x Thk. 0.3mm - Cvd/11cm	1
SP0001-P	Instrument Storage Portfolio	1

**SP0007-M**  
**Universal Dissecting Surgery Instrument Kit for Mice**



Cat.No.	Product Description	Qty
S12005-10	IRIS-Fine Scissors (Round Type)-S/S Str/23*5mm/10.5cm	1
S12004-09	IRIS-Fine Scissors (Round Type)-S/S Cvd/24*4.6mm/9.5cm	1
S13003-11	STEVEN'S Fine Dissecting Scissors (Flat Type)-B/B Str/25*4mm/11.5cm	1
S13004-11	STEVEN'S Fine Dissecting Scissors (Flat Type)-B/B Cvd/28*5mm/11.5cm	1
S15001-09	SPENCER Ligature Scissors (Slender Type)-20.3*4mm/9cm	1
S32003-12	11# Scalpel Blades (Box of 100pcs)	1
S31015-01	15# Scalpel Blades (Box of 100pcs)	1
F12005-10	IRIS Dissecting Forceps-Str, Tip width 1mm, teeth length 14mm, 10cm	2
F12006-10	IRIS Dissecting Forceps-Light Cvd, Tip width 1mm, teeth length 13.5mm, 10cm	2
F22002-10	HARTMAN Mosquito Forceps-Str/20*0.8mm/10.5cm	2
F22003-10	HARTMAN Mosquito Forceps-Cvd/20.8*1mm/10cm	2
F13029-10	IRIS 1x2 Teeth Tissue Forceps-Str, Tip width 1.3mm, 10.5cm	1
F31047-12	OLSEN-HEGAR Needle Holders with Scissors-Str, 10*2.15mm/12cm	1
F35401-50	NA Terylene Sutures w/Needle-○3/8/3×10/90cm/5-0 (50/Box)	0.2
R22005-45	3x3 Teeth Retractors-Blunt, 30mm Spread, 5cm	1
R31005-04	SS Micro Clamps-Str/L*W 4*0.75mm/16mm	5
R42002-12	Spinal Cord Hook - Tip Dia. 3mm/12cm	1
R34001-14	Clip Applicator for R31005- and R31006-Clamps-8.4*5mm/14cm	1
SP0001-P	Instrument Storage Portfolio	1

**SP0008-M** Cardio-cerebral Perfusion Surgery Instrument Kit for Mice



Cat.No.	Product Description	Qty	Cat.No.	Product Description	Qty
S14014-10	Operating Scissors (Round Type)-S/S Str/32.7*8.45mm/10.5cm	1	F35204-70	HARTMAN Mosquito Forceps-Str/20*0.8mm/10.5cm	0.2
S12005-10	IRIS-Fine Scissors (Round Type)-S/S Str/23*5mm/10.5cm	1	R21027-12	STEVEN'S Hooks, 1 Angled Tooth , 5mm depth, 12.5cm	1
S11001-08	VANNAS Spring Scissors (Triangular)-S/S Str/8*1.5mm/8cm	1	R22005-45	3x3 Teeth Retractors-Blunt, 30mm Spread, 5cm	1
F12007-10	IRIS Dissecting Forceps-Large Cvd, Tip width 0.9mm, teeth length 10mm, 10cm	1	F31047-12	OLSEN-HEGAR Needle Holders with Scissors-Str, 10*2.15mm/12cm	1
F12010-09	Dressing Forceps-Str, Tip width 1.8mm, teeth length 13.5mm, 9.5cm	2	R31005-04	SS Micro Clamps-Str/L*W 4*0.75mm/16mm	5
F22002-10	HARTMAN Mosquito Forceps-Str/20*0.8mm/10.5cm	2	R34001-14	Clip Applicator for R31005- and R31006-Clamps-8.4*5mm/14cm	1
F22003-10	HARTMAN Mosquito Forceps-Cvd/20.8*1mm/10cm	2	R42002-12	Spinal Cord Hook - Tip Dia. 3mm/12cm	1
F35401-50	NA Terylene Sutures w/Needle-○3/8/3×10/90cm/5-0 (50/Box)	0.2	SP0001-P	Instrument Storage Portfolio	1

**SP0005-M**  
**Brain Microinjection Surgery Instrument Kit for Mice**



Cat.No.	Product Description	Qty
S31011-01	Scalpel Handles with Ruler 3# Solid-12.5cm	1
S32003-12	11# Scalpel Blades (Box of 100pcs)	1
S12005-10	IRIS-Fine Scissors (Round Type)-S/S Str/23*5mm/10.5cm	1
S12004-09	IRIS-Fine Scissors (Round Type)-S/S Cvd/24*4.6mm/9.5cm	1
S14014-10	Operating Scissors (Round Type)-S/S Str/32.7*8.45mm/10.5cm	1
F12005-10	IRIS Dissecting Forceps-Str, Tip width 1mm, teeth length 14mm, 10cm	2
F12006-10	IRIS Dissecting Forceps-Light Cvd, Tip width 1mm, teeth length 13.5mm, 10cm	2
F22002-10	HARTMAN Mosquito Forceps-Str/20*0.8mm/10.5cm	2
F31047-12	OLSEN-HEGAR Needle Holders with Scissors-Str, 10*2.15mm/12cm	1
F35204-70	HARTMAN Mosquito Forceps-Str/20*0.8mm/10.5cm	0.2
F22003-10	HARTMAN Mosquito Forceps-Cvd/20.8*1mm/10cm	2
R51003-11	Dual-end Micro Spatula w/tip W. 2mm x Thk. 0.3mm - Cvd/11cm	1
SP0001-P	Instrument Storage Portfolio	1

**SP0007-R**  
**Universal Dissecting Surgery Instrument Kit for Rat**



Cat.No.	Product Description	Qty
S12005-10	IRIS-Fine Scissors (Round Type)-S/S Str/23*5mm/10.5cm	1
S12006-10	IRIS-Fine Scissors (Round Type)-S/S Cvd/22*4.5mm/10.5cm	1
S12010-11	IRIS-Fine Scissors (Round Type)-S/S Cvd/23.5*6mm/11.5cm	1
S13005-14	METZENBAUM Dissecting Scissors (Round Type)-B/B Str/40*6.3mm/14.5cm	1
S13006-14	METZENBAUM Dissecting Scissors (Round Type)-B/B Cvd/44*7.5mm/14.5cm	1
F21001-12	HALSTED Artery Forceps-Str/23.5*1mm/12.5cm	2
F21002-12	HALSTED Artery Forceps-Cvd/24*1mm/12.5cm	2
F12010-10	Dressing Forceps-Str, Tip width 1.8mm, teeth length 15mm, 10.5cm	2
F12011-10	Dressing Forceps-Cvd, Tip width 1.9mm, teeth length 15mm, 10.5cm	2
F13029-10	IRIS 1x2 Teeth Tissue Forceps-Str, Tip width 1.3mm, 10.5cm	1
F31047-12	OLSEN-HEGAR Needle Holders with Scissors-Str, 10*2.15mm/12cm	0.2
S15001-11	SPENCER Ligature Scissors (Slender Type)-27*6mm/11cm	1
S32003-12	11# Scalpel Blades (Box of 100pcs)	1
S31015-01	15# Scalpel Blades (Box of 100pcs)	1
F35401-50	NA Terylene Sutures w/Needle-○3/8/3×10/90cm/5-0 (50/Box)	1
R22009-01	ALM 4x4 Teeth Retractors-Blunt, 65mm Spread, 7.5cm	1
R31005-06	SS Micro Clamps-Str/L*W 6*1mm/19mm	5
R42002-12	Spinal Cord Hook - Tip Dia. 3mm/12cm	1
R34001-14	Clip Applicator for R31005- and R31006-Clamps-8.4*5mm/14cm	1
SP0001-P	Instrument Storage Portfolio	1

**SP0008-R**  
**Cardio-cerebral Perfusion Surgery Instrument Kit for Rat**



Cat.No.	Product Description	Qty
S14014-12	Operating Scissors (Round Type)-S/S Str/37.6*8.5mm/12.5cm	1
S12005-10	IRIS-Fine Scissors (Round Type)-S/S Str/23*5mm/10.5cm	1
S11002-08	VANNAS Spring Scissors (Triangular)-S/S Cvd/8*1.5mm/8cm	1
F12007-10	IRIS Dissecting Forceps-Large Cvd, Tip width 0.9mm, teeth length 10mm, 10cm	1
F12005-10	IRIS Dissecting Forceps-Str, Tip width 1mm, teeth length 14mm, 10cm	2
F21001-12	HALSTED Artery Forceps-Str/23.5*1mm/12.5cm	2
F21002-12	HALSTED Artery Forceps-Cvd/24*1mm/12.5cm	2
F35401-50	NA Terylene Sutures w/Needle-○3/8/3×10/90cm/5-0 (50/Box)	0.2
F35204-70	HARTMAN Mosquito Forceps-Str/20*0.8mm/10.5cm	0.2
R21027-12	STEVEN'S Hooks, 1 Angled Tooth , 5mm depth, 12.5cm	1
R22005-45	3x3 Teeth Retractors-Blunt, 30mm Spread, 5cm	1
F31047-12	OLSEN-HEGAR Needle Holders with Scissors-Str, 10*2.15mm/12cm	1
R31005-06	SS Micro Clamps-Str/L*W 6*1mm/19mm	5
R42002-12	Spinal Cord Hook - Tip Dia. 3mm/12cm	1
R34001-14	Clip Applicator for R31005- and R31006-Clamps-8.4*5mm/14cm	1
SP0001-P	Instrument Storage Portfolio	1

**SP0011-B MCAO**  
**Surgical Instrument Kit for Rat & Mice**



Cat.No.	Product Description	Qty
S32003-12	Scalpel Handles with Ruler 3# Solid-12.5cm	1
S31015-01	15# Scalpel Blades (Box of 100pcs)	1
S14014-15	Operating Scissors (Round Type)-S/S Str/48*10mm/15.5cm	1
S12005-10	IRIS-Fine Scissors (Round Type)-S/S Str/23*5mm/10.5cm	1
S12006-10	IRIS-Fine Scissors (Round Type)-S/S Cvd/22*4.5mm/10.5cm	1
F12005-10	IRIS Dissecting Forceps-Str, Tip width 1mm, teeth length 14mm, 10cm	1
F12006-10	IRIS Dissecting Forceps-Light Cvd, Tip width 1mm, teeth length 13.5mm, 10cm	1
F13029-10	IRIS 1x2 Teeth Tissue Forceps-Str, Tip width 1.3mm, 10.5cm	1
F13030-10	IRIS 1x2 Teeth Tissue Forceps-Light Cvd, Tip width 1.3mm, 10.5cm	1
R21013-01	MANNERFELT Hooks, 2 Teeth (7mm), Blunt, 15.5cm*	4
R31005-06	SS Micro Clamps-Str/L*W 6*1mm/19mm	5
F11028-13	Micro Forceps-Cvd, head length 38mm, Tip 0.1*0.06mm, 13cm	1
F11027-13	Micro Forceps-Str, head length 37.5mm, Tip 0.1*0.06mm, 13cm	1
F11003-13	Micro Forceps-45°Angled, head length 30mm, Tip 0.15*0.1mm, 13cm	1
F11002-11	Micro Forceps-Str, head length 36.5mm, Tip 0.15*0.1mm, 11cm	1
F22002-10	HARTMAN Mosquito Forceps-Str/20*0.8mm/10.5cm	1
F22003-10	HARTMAN Mosquito Forceps-Cvd/20.8*1mm/10cm	1
S11001-08	VANNAS Spring Scissors (Triangular)-S/S Str/8*1.5mm/8cm	1
F31047-14	OLSEN-HEGAR Needle Holders with Scissors-Str, 17.3*1.7mm/14cm	1
F35204-70	NA Nylon Sutures w/Needle-△3/8/2.5×5/30cm/7-0 (50/Box)	0.2
SP0001-P	Instrument Storage Portfolio	1

**SP0010-B** Basic Surgical Instrument Kit for Rat & Mice



Cat.No.	Product Description	Qty	Cat.No.	Product Description	Qty
S11001-08	VANNAS Spring Scissors (Triangular)-S/S Str/8*1.5mm/8cm	1	F22003-10	HARTMAN Mosquito Forceps-Cvd/20.8*1mm/10cm	1
S12005-10	IRIS-Fine Scissors (Round Type)-S/S Str/23*5mm/10.5cm	1	F31047-12	OLSEN-HEGAR Needle Holders with Scissors-Str, 10*2.15mm/12cm	1
F12005-10	IRIS Dissecting Forceps-Str, Tip width 1mm, teeth length 14mm, 10cm	1	S33007-12	ZIEGLER Knives-8mm Cutting Edge/1.5mm Width/12cm	1
F12006-10	IRIS Dissecting Forceps-Light Cvd, Tip width 1mm, teeth length 13.5mm, 10cm	1	R31005-06	SS Micro Clamps-Str/L*W 6*1mm/19mm	1
F11020-11	Micro Forceps-Str, head length 36mm, Tip 0.05*0.01mm, 11cm	1	R31006-06	SS Micro Clamps-Cvd/L*W 6.6*1mm/17mm	1
F22002-10	HARTMAN Mosquito Forceps-Str/20*0.8mm/10.5cm	1	SP0001-P	Instrument Storage Portfolio	1

**SP0009-R** General Surgery Instrument Kit for Rat



Cat.No.	Product Description	Qty
F11020-11	Micro Forceps-Str, head length 36mm, Tip 0.05*0.01mm, 11cm	1
F11021-11	Micro Forceps-45°Angled, head length 30mm, Tip 0.1*0.06mm, 11cm	1
S32003-12	Scalpel Handles with Ruler 3# Solid-12.5cm	1
S31011-01	11# Scalpel Blades (Box of 100pcs)	1
F35401-50	NA Terylene Sutures w/Needle-○3/8/3×10/90cm/5-0 (50/Box)	0.2
F35204-70	NA Nylon Sutures w/Needle-△3/8/2.5×5/30cm/7-0 (50/Box)	0.2
F31047-12	OLSEN-HEGAR Needle Holders with Scissors-Str, 10*2.15mm/12cm	1
S11001-08	VANNAS Spring Scissors (Triangular)-S/S Str/8*1.5mm/8cm	1
S11002-08	VANNAS Spring Scissors (Triangular)-S/S Cvd/8*1.5mm/8cm	1
R22009-01	ALM 4x4 Teeth Retractors-Blunt, 65mm Spread, 7.5cm	1
F12005-10	IRIS Dissecting Forceps-Str, Tip width 1mm, teeth length 14mm, 10cm	1
F12006-10	IRIS Dissecting Forceps-Light Cvd, Tip width 1mm, teeth length 13.5mm, 10cm	1
F12007-10	IRIS Dissecting Forceps-Large Cvd, Tip width 0.9mm, teeth length 10mm, 10cm	1
F13029-10	IRIS 1x2 Teeth Tissue Forceps-Str, Tip width 1.3mm, 10.5cm	1
S12009-11	IRIS-Fine Scissors (Round Type)-S/S Str/25*5.6mm/11.5cm	1
S12010-11	IRIS-Fine Scissors (Round Type)-S/S Cvd/23.5*6mm/11.5cm	1
F21001-12	HALSTED Artery Forceps-Str/23.5*1mm/12.5cm	1
F21002-12	HALSTED Artery Forceps-Cvd/24*1mm/12.5cm	1
SP0001-P	Instrument Storage Portfolio	1

**SP0009-M**  
**General Surgery Instrument Kit for Mouse**



Cat.No.	Product Description	Qty
F11020-11	Micro Forceps-Str, head length 36mm, Tip 0.05*0.01mm, 11cm	1
F11021-11	Micro Forceps-45°Angled, head length 30mm, Tip 0.1*0.06mm, 11cm	1
S32003-12	Scalpel Handles with Ruler 3# Solid-12.5cm	1
S31011-01	11# Scalpel Blades (Box of 100pcs)	1
F35401-50	NA Terylene Sutures w/Needle-○3/8/3×10/90cm/5-0 (50/Box)	0.2
F31047-12	OLSEN-HEGAR Needle Holders with Scissors-Str, 10*2.15mm/12cm	1
S11001-08	VANNAS Spring Scissors (Triangular)-S/S Str/8*1.5mm/8cm	1
S11002-08	VANNAS Spring Scissors (Triangular)-S/S Cvd/8*1.5mm/8cm	1
R22029-04	Colibri Eye Specula-15mm spread, 4cm	1
F12005-10	IRIS Dissecting Forceps-Str, Tip width 1mm, teeth length 14mm, 10cm	1
F12006-10	IRIS Dissecting Forceps-Light Cvd, Tip width 1mm, teeth length 13.5mm, 10cm	1
F12007-10	IRIS Dissecting Forceps-Large Cvd, Tip width 0.9mm, teeth length 10mm, 10cm	1
F13029-10	IRIS 1x2 Teeth Tissue Forceps-Str, Tip width 1.3mm, 10.5cm	1
S12005-10	IRIS-Fine Scissors (Round Type)-S/S Str/23*5mm/10.5cm	1
S12004-09	IRIS-Fine Scissors (Round Type)-S/S Cvd/24*4.6mm/9.5cm	1
F22002-10	HARTMAN Mosquito Forceps-Str/20*0.8mm/10.5cm	1
F22003-10	HARTMAN Mosquito Forceps-Cvd/20.8*1mm/10cm	1
SP0001-P	Instrument Storage Portfolio	1



- Cat.No: S11002-08**
- Triangular/Curved/8cm
  - Sharp&Sharp
  - Cutting Edge(Length):8mm
  - Width:1.5mm



- Cat.No: S11003-08**
- Triangular/Angled/8.5cm
  - Sharp&Sharp
  - Cutting Edge(Length):6.3mm
  - Width:1.35mm

**VANNAS Spring Scissors**

- Cat.No: S11001-08**
- Triangular/Straight/8cm
  - Sharp&Sharp
  - Cutting Edge(Length):8mm
  - Width:1.55mm



- Cat.No: S11036-08**
- Flat/Straight/8cm
  - Sharp&Sharp
  - Cutting Edge(Length):8.2mm
  - Width:1.5mm



- Cat.No: S11037-08**
- Flat/Curved/8cm
  - Sharp&Sharp
  - Cutting Edge(Length):8mm
  - Width:1.5mm

**VANNAS Spring Scissors**

- Cat.No: S11035-08**
- Triangular/Straight/8cm
  - Sharp&Sharp
  - Cutting Edge(Length):3.5mm
  - Width:1.3mm



- Cat.No: S12004-09**
- Curved/9.5cm
  - Sharp&Sharp
  - Cutting Edge(Length):24mm
  - Width:4.6mm

**IRIS-Fine Scissors**

- Cat.No: S12003-09**
- Straight/9cm
  - Sharp&Sharp
  - Cutting Edge(Length):24.5mm
  - Width:5mm



- Cat.No: S12005-10**
- Straight/10.5cm
  - Sharp&Sharp
  - Cutting Edge(Length):23mm
  - Width:5mm



- Cat.No: S12006-10**
- Curved/10.5cm
  - Sharp&Sharp
  - Cutting Edge(Length):22mm
  - Width:4.5mm



- Cat.No: S12011-12**
- Straight/12.5cm
  - Sharp&Sharp
  - Cutting Edge(Length):31mm
  - Width:5.8mm



- Cat.No: S12010-11**
- Curved/11.5cm
  - Sharp&Sharp
  - Cutting Edge(Length):23.5mm
  - Width:6mm



- Cat.No: S12031-11**
- Curved/11.5cm
  - Sharp&Sharp
  - Cutting Edge(Length):29mm
  - Width:6mm



- Cat.No: S12015-13**
- Curved/13cm
  - Sharp&Sharp
  - Cutting Edge(Length):26mm
  - Width:7.4mm



- Cat.No: S11019-14**
- Straight/14cm
  - Sharp&Sharp
  - Cutting Edge(Length):14.5mm
  - Width:3.2mm

- Cat.No: S11022-14**
- Curved/14cm
  - Sharp&Sharp
  - Cutting Edge(Length):14.5mm
  - Width:3.2mm

**VANNAS Spring Scissors**

- Cat.No: S11007-12**
- Straight/12.5cm
  - Sharp&Sharp
  - Cutting Edge(Length):19mm
  - Width:4.25mm



- Cat.No: S11008-12**
- Curved/12cm
  - Sharp&Sharp
  - Cutting Edge(Length):14mm
  - Width:0.2mm



- Cat.No: S11011-11**
- Curved/11.5cm
  - Blunt&Blunt
  - Cutting Edge(Length):11.5mm
  - Width:0.2mm

**VANNAS Spring Scissors**

- Cat.No: S11014-12**
- Straight/12.5cm
  - Sharp&Sharp
  - Cutting Edge(Length):5.5mm
  - Width:1.9mm



- Cat.No: S13020-11**
- Straight/12cm
  - Sharp&Sharp
  - Cutting Edge(Length):20mm
  - Width:5mm

- Cat.No: S13002-10**
- Curved/10cm
  - Sharp&Sharp
  - Cutting Edge(Length):26mm
  - Width:5.5mm

- Cat.No: S13005-14**
- Straight/14.5cm
  - Blunt&Blunt
  - Cutting Edge(Length):40mm
  - Width:6.3mm

**Delicate Scissors**

- Cat.No: S13001-10**
- Straight/11.5cm
  - Sharp&Sharp
  - Cutting Edge(Length):25.5mm
  - Width:6mm

- Cat.No: S13035-16**
- Straight/16.5cm
  - Blunt&Blunt
  - Cutting Edge(Length):45mm
  - Width:9.5mm



- Cat.No: S14001-13**
- Straight/13cm
  - Sharp&Blunt
  - Cutting Edge(Length):40.5mm
  - Width:9.4mm

- Cat.No: S14001-15**
- Straight/15.5cm
  - Sharp&Blunt
  - Cutting Edge(Length):50mm
  - Width:10mm

- Cat.No: S14016-11**
- Curved/11.5cm
  - Sharp&Blunt
  - Cutting Edge(Length):35.4mm
  - Width:7.5mm

**Operating Scissors**

- Cat.No: S14001-10**
- Straight/10.5cm
  - Sharp&Blunt
  - Cutting Edge(Length):33mm
  - Width:7.5mm

- Cat.No: S13030-14**
- Curved/14cm
  - Blunt&Blunt
  - Cutting Edge(Length):41mm
  - Width:9.5mm



Cat.No:S14014-12

- Straight/12.5cm
- Sharp&Sharp
- Cutting Edge(Length):37.6mm
- Width:8.6mm



Cat.No:S14014-13

- Straight/13cm
- Sharp&Sharp
- Cutting Edge(Length):45mm
- Width:9.8mm



Cat.No:S14014-15

- Straight/15.5cm
- Sharp&Sharp
- Cutting Edge(Length):48mm
- Width:10mm



**Operating Scissors**

Cat.No:S14014-10

- Straight/10.5cm
- Sharp&Sharp
- Cutting Edge(Length):32.7mm
- Width:8.45mm



Cat.No:S14015-11

- Straight/11.5cm
- Blunt&Blunt
- Cutting Edge(Length):36mm
- Width:7mm



Cat.No:S14015-12

- Straight/12.5cm
- Blunt&Blunt
- Cutting Edge(Length):37mm
- Width:7mm



Cat.No:S14015-15

- Straight/15.5cm
- Blunt&Blunt
- Cutting Edge(Length):48mm
- Width:8.5mm



Cat.No:S14015-16

- Straight/16.5cm
- Blunt&Blunt
- Cutting Edge(Length):54mm
- Width:9mm



**Operating Scissors**

Cat.No:S14015-10

- Straight/10.5cm
- Blunt&Blunt
- Cutting Edge(Length):35mm
- Width:7.5mm



**Stitch Scissors**

Cat.No:S15006-09

- Curved/9.5cm
- Sharp&Sharp
- Cutting Edge(Length):13.5mm
- Width:4mm



**SPENCER Ligature Scissors**

Cat.No:S15001-11

- Slender Type/11cm
- Cutting Edge(Length):27mm
- Width:6mm



Cat.No:S15001-09

- Slender Type/9cm
- Cutting Edge(Length):20.3mm
- Width:4mm



**BEEBE Bone Cutters**

Cat.No:S16001-10

- Straight/10.5cm
- Cutting Edge(Length):21mm
- Width:10mm



**BEEBE Bone Cutters**

Cat.No:S22005-12

- Flat Blades/12.5cm
- Cutting Edge(Length):15.2mm
- Width:7.4mm



**Rongeurs**

Cat.No:S21022-14

- Curved/14cm
- Cutting Edge(Length):0.5mm



Cat.No:S22004-11

- Flat Blades/11cm
- Cutting Edge(Length):15mm
- Width:6.8mm



Cat.No:S21020-14

- Straight/14.5cm
- Cutting Edge(Length):0.7mm
- Width:6mm



Cat.No:S21021-14

- Straight/14cm
- Cutting Edge(Length):1mm
- Width:6.5mm



Cat.No:S21023-14

- Curved/14cm
- Cutting Edge(Length):0.7mm
- Width:7mm



Cat.No:S21024-14

- Curved/14cm
- Cutting Edge(Length):1mm
- Width:6.5mm



**Rongeurs**

Cat.No:S21019-14

- Straight/14.5cm
- Cutting Edge(Length):0.5mm
- Width:7.5mm





**Micro Forceps**

- Cat.No:F11029-11  
 ● Straight/11cm  
 ● Tips:0.14X0.09mm



**Micro Forceps**

- Cat.No:F11030-11  
 ● 45° Angled/11cm  
 ● Tips:0.1X0.06mm



**Micro Forceps**

- Cat.No:F11031-11  
 ● Curved/11cm  
 ● Tips:0.07X0.03mm



**Micro Forceps**

- Cat.No:F11001-11  
 ● Straight/11cm  
 ● Tips:0.2X0.12mm



- Cat.No:F11002-11  
 ● Straight/11cm  
 ● Tips:0.15X0.1mm



- Cat.No:F11020-11  
 ● Straight/11cm  
 ● Tips:0.05X0.01mm



**ADSON Dressing Forceps**

- Cat.No:F12002-12  
 ● Straight/12cm  
 ● Tips width:0.6mm



- Cat.No:F12003-12  
 ● Straight/12cm  
 ● Tips width:1.5mm



- Cat.No:F13029-10  
 ● Straight/10.5cm  
 ● 1X2 teeth  
 ● Tips width:1.3mm



- Cat.No:F13030-10  
 ● Curved/10.5cm  
 ● 1X2 teeth  
 ● Tips width:1.3mm



- Cat.No:F12012-10  
 ● Straight/10cm  
 ● Tips:0.4X0.2mm



- Cat.No:F12011-09  
 ● Curved/9.5cm  
 ● Tips width:1.8mm



- Cat.No:F12019-10  
 ● Straight/10.5cm  
 ● Tips width:2mm



- Cat.No:F18017-09  
 ● Ring/9cm  
 ● ID:2.2mm  
 ● OD:3.2mm



- Cat.No:F12005-10  
 ● Straight/10cm  
 ● Tips width:1mm



- Cat.No:F12006-10  
 ● Curved/10cm  
 ● Tips width:1mm



- Cat.No:F12007-10  
 ● Curved/10cm  
 ● Tips width:0.9mm



- Cat.No:F14012-10  
 ● Curved/10cm  
 ● Tips width:0.5mm



- Cat.No:F12013-10  
 ● 45° Curved/10cm  
 ● Tips :0.5X0.2mm



**MCPHERSON Forceps**

- Cat.No:F18011-09  
 ● Straight/9cm  
 ● Tips :0.4X0.9mm  
 ● 5mm Platform



**Micro Forceps**

- Cat.No:F11003-11  
 ● 45° Angled/11cm  
 ● Tips:0.3X0.15mm



- Cat.No:F11003-13  
 ● 45° Angled/13cm  
 ● Tips:0.15X0.1mm



- Cat.No:F11021-11  
 ● 45° Angled/11cm  
 ● Tips:0.1X0.06mm



**Micro Forceps**

- Cat.No:F11022-11  
 ● Curved/11.5cm  
 ● Tips:0.1X0.06mm



- Cat.No:F13004-11  
 ● Curved/11.5cm  
 ● Tips:0.3X0.15mm



- Cat.No:F11004-11  
 ● Curved/11cm  
 ● Tips:0.2X0.12mm



**Micro Forceps**

- Cat.No:F11027-13  
 ● Straight/13cm  
 ● Tips:0.1X0.06mm



- Cat.No:F11028-13  
 ● Curved/13cm  
 ● Tips:0.1X0.06mm



**Dissecting Forceps (Standard)**

- Cat.No:F12018-14  
 ● Straight/14.5cm  
 ● Width:3.3mm



- Cat.No:F12010-11  
 ● Straight/11.5cm  
 ● Width:2.5mm



- Cat.No:F12030-10  
 ● Curved/10.5cm  
 ● Width:1.1mm



- Cat.No:F12029-10  
 ● Straight/10.5cm  
 ● 头宽:1.0mm



- Cat.No:F12011-10  
 ● Curved/10.5cm  
 ● Width:1.9mm



- Dressing Forceps**  
 Cat.No:F15007-15  
 ● Curved/15cm  
 ● Width:1.2mm



- 1X2 Teeth Tissue Forceps (Standard)**  
 Cat.No:F13023-11  
 ● Straight/11.5cm  
 ● Width:2.3mm



- Cat.No:F12010-10  
 ● Straight/10.5cm  
 ● Width:1.8mm



**SEMKEN 1X2 Teeth Tissue Forceps**

- Cat.No:F13014-12  
 ● Straight/13cm  
 ● Width:1mm



Cat.No:F21002-12

- Curved/12.5cm
- Width:1mm

**Artery Forceps**

Cat.No:F21001-12

- Straight/12.5cm
- Width:1mm



Cat.No:F18001-10

- Curved/10.5cm
- Width:5.4mm

**Cover Glass Forceps**

Cat.No:F18015-10

- Straight/10.5cm
- Width:4mm



Cat.No:F22003-10

- Curved/10cm
- Width:1mm

**Artery Forceps**

Cat.No:F22011-12

- Curved/12.5cm
- Width:0.6mm



at.No:F22010-12

- CStraight/12.5cm
- Width:0.6mm



Cat.No:F21011-14

- Straight/14.5cm
- Width:2mm



Cat.No:F22002-10

- Straight/10.5cm
- Width:0.8mm



Cat.No:C22002-10

- Straight/10.5cm
- Punch Dia:2mm

**Ear Punch**

Cat.No:C22001-10

- Straight/10.5cm
- Punch Dia:1mm



**Micro Clamps**

Cat.No:R34001-14

- Straight/14cm
- Cutting Edge (Length):8.4mm
- Wdth:5mm



Cat.No:R31005-04

- Straight/16mm
- Cutting Edge (Length):4mm
- Wdth:0.75mm



Cat.No:R31005-06

- Straight/19mm
- Cutting Edge (Length):6mm
- Wdth:1mm



Cat.No:R31005-08

- Straight/18mm
- Cutting Edge (Length):8mm
- Wdth:2mm



Cat.No:R31005-10

- Straight/20mm
- Cutting Edge (Length):10mm
- Wdth:2mm



Cat.No:R31006-04

- Curved/17mm
- Cutting Edge (Length):6.3mm
- Wdth:1mm



Cat.No:R33001-38

- Straight/38mm
- Cutting Edge (Length):11mm
- Wdth:3.8mm



Cat.No:R31009-26

- 30° Angled/28mm
- Cutting Edge (Length):14mm
- Wdth:2.5mm



Cat.No:R33003-01

- Straight/58mm
- Cutting Edge (Length):17mm
- Wdth:3.7mm



Cat.No:R33003-02

- Curved/58mm
- Cutting Edge (Length):18.5mm
- Wdth:4mm



Cat.No:R31006-06

- Curved/17mm
- Cutting Edge (Length):6.6mm
- Wdth:1mm



Cat.No:F31047-14

- Straight/14cm
- Cutting Edge(Length):17.3mm
- Width:1.7mm

**Needle Holders**

Cat.No:F31047-12

- Straight/12cm
- Cutting Edge(Length):10mm
- Width:2.15mm



**BARRAQUER Needle Holders**

Cat.No:F31017-12

- Straight/saws&lock/12cm
- Cutting Edge(Length):10mm
- Width:0.9mm



Cat.No:F31034-12

- CStraight/13cm
- Cutting Edge(Length):15.2mm
- Width:1.75mm



Cat.No:F31034-14

- Straight/14cm
- Cutting Edge(Length):17.5mm
- Width:1.75mm



**Needle Holders**

Cat.No:F31025-13

- Straight/13cm
- Cutting Edge(Length):17.5mm
- Width:1.75mm



**Hooks**

Cat.No:R21027-12

- 1 Angled Tooth/12.5cm
- 5mm depth



**Spatula**

Cat.No:R51003-11

- Curved/11cm
- Tips :2X0.3mm



**Retractors**

Cat.No:R22009-01

- 65mm Spread/7.5cm



**Retractors**

Cat.No:R22029-03

- 15mm Spread/3cm



**Retractors**

Cat.No:R22005-45

- 30mm Spread/5cm



**Retractors**

Cat.No:R22011-50

- 30mm Spread/5.5cm



**Retractors**

Cat.No:R22029-05

- 15mm Spread/5cm



**Retractors**

Cat.No:R22006-55

- 36mm Spread/5.5cm



**Retractors**

Cat.No:R22030-03

- 20.5mm Spread/3cm



**Tying Forceps**

Cat.No:FC11001R-11

- Straight(SS)/11cm
- Tips:0.3X0.5mm



**Tying Forceps**

Cat.No:FC11002R-08

- Straight(SS)/8.5cm
- Tips:0.3X0.5mm



**Tying Forceps**

Cat.No:FC11001T-11

- Straight(TA)/11cm
- Tips:0.3X0.5mm



**Tying Forceps**

Cat.No:FC11002T-08

- Straight(TA)/8.5cm
- Tips:0.3X0.5mm



**Tissue Forceps**

Cat.No:FC13002R-08

- Straight(SS)/8.5cm
- Tips: 0.3X0.5mm



**Tissue Forceps**

Cat.No:FC13001T-11

- Straight(TA)/10.7cm
- Tips: 0.3X0.5mm



**Tissue Forceps**

Cat.No:FC13001R-11

- Straight(SS)/10.7cm
- Tips: 0.3X0.5mm



**Tissue Forceps**

Cat.No:FC13002T-08

- Straight(TA)/8.5cm
- Tips: 0.3X0.5mm



**Corneal Forceps**

Cat.No:FC12001T-11

- Straight(TA)/10.7cm
- Tips width: 0.3mm



**Corneal Forceps**

Cat.No:FC12002R-08

- Curved(SS)/8.5cm
- Tips width: 0.3mm



**Corneal Forceps**

Cat.No:FC12001R-11

- Straight(SS)/10.7cm
- Tips width: 0.3mm



**Corneal Forceps**

Cat.No:FC12002T-08

- Curved(TA)/8.5cm
- Tips width: 0.3mm



**Capsulorhexis Forceps**

Cat.No:FC14001R-11

- Curved(SS)/11cm
- Tips: 0.6X0.6mm



**Capsulorhexis Forceps**

Cat.No:FC14001T-11

- Curved(TA)/11cm
- Tips: 0.6X0.6mm



**Cataract Scissors**

Cat.No:SC12001R-13

- Straight(SS)/13cm
- Tips: 19X1mm



**Cataract Scissors**

Cat.No:SC12002R-13

- Curved(SS)/13cm
- Tips: 19X1mm





Cat.No:SC11001R-12

- Curved(SS)/12cm
- Sharp&Sharp
- Cutting Edge(Length):15mm
- Width:3mm

**Corneal/Conjunctival Scissors**

Cat.No:SC11002R-11

- Curved(SS)/11cm
- Sharp&Sharp
- Cutting Edge(Length):11mm
- Width:3mm



Cat.No:SC11001T-12

- Curved(TA)/12cm
- Sharp&Sharp
- Cutting Edge(Length):15mm
- Width:3mm



Cat.No:SC11002T-11

- Curved(TA)/11cm
- Sharp&Sharp
- Cutting Edge(Length):11mm
- Width:3mm



**Ear Tag applicator**

Cat.No:C23001-14

- Straight/14.5cm
- Punch Dia:2.55mm
- Width:3mm



**Ear Tag**

Cat.No:23001-5

- Black number A1-A500

## Glass Bead Sterilizer

The sterilizer provides a safe, convenient and affective method for sterilizing your surgical instruments before and during surgery, ensuring the tools free of pathogens and microbial contaminants. The highest temperature can reach 300 °C. The surgical instrument could be sterilized completed within 5 seconds.

**Ordering Information:**

Model	Products Description	Price
RS1501	150g Glass Bead Sterilizer-4x8cm(110V)	\$429.00
RS1502	150g Glass Bead Sterilizer-4x8cm(220V)	\$429.00
RS3001	300g Glass Bead Sterilizer-4x14cm(110V)	\$514.00
RS3002	300g Glass Bead Sterilizer-4x14cm(220V)	\$514.00
RS1500	Glass Beads for Sterilizer, 1500g	\$40.00



## Sterilization Trays

**Sterilization Trays**


Cat.No.:C12006-01

- Plastic
- Width:270x160x22mm

**Sterilization Trays**

Cat.No.:C12006-02

- Plastic
- Width:215x135x22mm



## Brain & Heart Matrices

RWD Brain and Heart matrices are made of stainless steel, electroless plating, through precision machining and highly polished, strong durability, which can be heated, chilled, autoclaved scrubbed and used in a variety of harsh conditions. The surface will not be damaged by thermal pressure, and will not be damaged by mechanical impact, keeping the product in use for a long time.

Brain matrices have coronal sections and sagittal sections, each section can be as 0.5 mm or 1 mm. Widely used in preparing pathological tissue sections and cutting out TTC dyeing organization.




**Order Information:**

Model	Product Description	A (mm)	B (mm)	C (mm)	D (mm)	E (mm)	Depth (mm)	Diagram
68707	Brain Matrix, Mouse 40-75g, Coronal, 1mm, Stainless steel	3.18	11.1	8.73	19.1	12.5	7.40	[Diagram 1]
68708	Brain Matrix, Mouse 40-75g, Sagittal, 1mm, Stainless steel	3.18	11.1	8.73	19.1	12.5	7.40	
68709	Brain Matrix, Rat, 175-300g, Coronal, 1mm, Stainless steel	4.76	17.9	14.7	36.6	27.35	8.94	
68710	Brain Matrix, Rat, 175-300g, Sagittal, 1mm, Stainless steel	4.76	17.9	14.7	36.6	27.35	8.94	
68711	Brain Matrix, Rat, 300-600g, Coronal, 1mm, Stainless steel	4.76	19.8	14.7	36.6	25.7	10.91	[Diagram 2]
68712	Brain Matrix, Rat, 300-600g, Sagittal, 1mm, Stainless steel	4.76	19.8	14.7	36.6	25.7	10.91	
68713	Brain Matrix, Mouse, 40-75g, Coronal, 0.5mm, Stainless steel	3.18	11.1	8.73	19.1	12.5	7.40	
68714	Brain Matrix, Mouse, 40-75g, Sagittal, 0.5mm, Stainless steel	3.18	11.1	8.73	19.1	12.5	7.40	
68715	Brain Matrix, Rat, 175-300g, Coronal, 0.5mm, Stainless steel	4.76	17.9	14.7	36.6	27.35	8.94	[Diagram 3]
68716	Brain Matrix, Rat, 175-300g, Sagittal, 0.5mm, Stainless steel	4.76	17.9	14.7	36.6	27.35	8.94	
68717	Brain Matrix, Rat, 300-600g, Coronal, 0.5mm, Stainless steel	4.76	19.8	14.7	36.6	25.7	10.91	
68718	Brain Matrix, Rat, 300-600g, Sagittal, 0.5mm, Stainless steel	4.76	19.8	14.7	36.6	25.7	10.91	
68719	Heart Matrix, Mouse 20-75g, Coronal, 1mm, Stainless steel	8.3	12.7	—	—	—	4.8	[Diagram 4]
68720	Heart Matrix, Rat 175-400g, Coronal, 1mm, Stainless steel	12.7	19.9	—	—	—	9.6	
68721	Heart Matrix, Mouse 20-75g, Coronal, 0.5mm, Stainless steel	8.3	12.7	—	—	—	4.8	
68722	Heart Matrix, Rat 175-400g, Coronal, 0.5mm, Stainless steel	12.7	19.9	—	—	—	9.6	

## MCAO Sutures

RWD MCAO suture utilizes high-quality nylon thread to induce ischemic stroke model. The within-group variation of stroke models can be reduced by the super smooth surface and evenness of RWD suture. Without rupturing the vesicle, RWD suture makes its insertion into the animal brain much easier. The stability is also increased for the cerebral ischemia modeling. Diameters of silicone-rubber coated part range from 0.19mm to 0.44mm; Length of suture from 2-3cm.



### ► Features

- It adopts high-quality nylon thread with very good flexibility, not easy to puncture blood vessels, which increase the success of stroke model development.
- Ensure high uniformity and stability of the MCAO model.
- Silicone-rubber coated in tip, greatly reduces the risk of puncturing blood vessels.
- The line is marked with black dots, increased the observability during plugging into the blood vessel.
- The new manufacturing process makes sutures lighter and easier to use. The success rate of model making is higher and it is more suitable for long-term experiment.
- L1 in mouse suture: 3~4mm
- L1 in rat suture: 5~6mm
- L1 could be customized: 2~8mm

### Order Information:

Model	Diameter of Head end (mm)	Silicone head length (mm)	Diameter of suture body (mm)	Total Length (mm)	Animal's weight (g)	Packing (pcs)
MSMC19B007PK50	0.17~0.19	3~4	0.07	30	15~20g	50
MSMC19B008PK50	0.17~0.19	3~4	0.08	30	15~20g	50
MSMC19B100PK50	0.17~0.19	3~4	0.1	30	15~20g	50
MSMC21B007PK50	0.20~0.21	3~4	0.07	30	21~25g	50
MSMC21B008PK50	0.20~0.21	3~4	0.08	30	21~25g	50
MSMC21B100PK50	0.20~0.21	3~4	0.1	30	21~25g	50
MSMC21B120PK50	0.20~0.21	3~4	0.12	30	21~25g	50
MSMC23B007PK50	0.22~0.23	3~4	0.07	30	26~30g	50
MSMC23B008PK50	0.22~0.23	3~4	0.08	30	26~30g	50
MSMC23B100PK50	0.22~0.23	3~4	0.1	30	26~30g	50
MSMC23B120PK50	0.22~0.23	3~4	0.12	30	26~30g	50
MSMC25B120PK50	0.24~0.25	3~4	0.12	30	31~35g	50
MSMC25B150PK50	0.24~0.25	3~4	0.15	30	31~35g	50
MSMC26B150PK50	0.25~0.26	3~4	0.15	30	>35g	50
MSRC32B200PK50	0.31~0.32	5~6	0.2	50	<200g	50
MSRC35B200PK50	0.33~0.35	5~6	0.2	50	200~250g	50
MSRC37B200PK50	0.36~0.37	5~6	0.2	50	251~280g	50
MSRC40B200PK50	0.38~0.40	5~6	0.2	50	281~330g	50
MSRC42B200PK50	0.41~0.42	5~6	0.2	50	331~400g	50
MSRC45B200PK50	0.43~0.45	5~6	0.2	50	>400g	50

Copyright ©RWD Life Science Co., LTD. 2023. All rights reserved.

No part of this document maybe reproduced or transmitted in any form or by any means without prior written consent of RWD Life Science Co., LTD.

### Trademark Notice

RWD, RWD瑞沃德, and RWD are trademarks or registered trademarks of RWD Life Science Co., LTD.

Other trademarks, product, service and company names mentioned are the property of their respective owners.

### General Disclaimer

The information in this document may contain predictive statements including, without limitation, statements regarding the future financial and operating results, future product portfolio, new technology, etc. There are a number of factors that could cause actual results and developments to differ materially from those expressed or implied in the predictive statements. Therefore, such information is provided for reference purpose only and constitutes neither an offer nor an acceptance.

RWD may change the information at any time without notice.

www.rwdstco.com