

February 25, 2022

Mr. David W. Gibson, Executive Officer
California Regional Water Quality Control Board
2375 Northside Drive, Suite 100
San Diego, CA 92108

Subject: 2021 Pretreatment Annual Report for the Point Loma Publicly Owned Treatment Works (POTW)
Board Order No. R9-2017-0007
2021 Pretreatment Annual Report for the South Bay Water Reclamation Plant
Order No. R9-2021-0011

Dear Mr. Gibson:

The San Diego Wastewater Pretreatment Program Annual Report is hereby submitted in accordance with the requirements of NPDES Permits No. CA0107409, adopted by the Regional Water Quality Control Board on April 12, 2017 and effective on October 1, 2017 and No. CA0109045, adopted on May 12 and effective July 1, 2021. Because flows from industries tributary to the South Bay Water Reclamation Plant (SBWRP) can be diverted to the Point Loma POTW, this report also includes data for industries tributary to the SBWRP and South Bay Ocean Outfall.

The City is committed to protecting public health and the environment through a program of environmental management, which includes source control, wastewater treatment, an improved ocean outfall, and extensive monitoring. One key element of the program is an aggressive pretreatment and pollution prevention program to minimize toxic discharges to the sewerage system. This report includes a summary of Pretreatment Program activities and accomplishments throughout jurisdictions tributary to the Metropolitan Sewerage System, which includes the Point Loma Wastewater Treatment Plant (PLWTP), the North City Water Reclamation Plant (NCWRP), and the SBWRP.

The Industrial Wastewater Control Program (IWCP) was created in 1982 after being formally approved by the U.S. Environmental Protection Agency. Since that time, significant enhancements have been made to the program including: (1) implementation of an Enforcement Response Plan in 1987, (2) implementation of an Annual Local Limits Re-Evaluation in 1998, and (3) establishment of a focused Enhanced Source Control group in 2003. However, with the exception of these enhancements, the program had not changed significantly until the recent evaluation described below.

With the City's Pure Water Program coming on-line, the Public Utilities Department determined that critical evaluation of the IWCP and its effectiveness in protecting human and environmental health was necessary. Thus, during 2019-2021, the IWCP was evaluated and reorganized. IWCP shifted its focus to have three programmatic components by giving each one its own designated work group: (1) Significant Industrial Users (SIUs); (2) Industries

Page 2
Mr. David W. Gibson
February 25, 2022

considered part of the Enhanced Source Control Program tributary to Point Loma and South Bay and (3) Industries considered part of the Enhanced Source Control Program mandated by the Pure Water NPDES permit. IWCP continues to evaluate and implement new processes and programmatic changes as identified.

This report was generated using the current data available in the IWCP's Pretreatment Information Management System (PIMS). The programmatic evaluation described in the preceding paragraph identified issues with how some data were managed within the PIMS, and actions to correct these deficiencies are underway. Until these corrections are made, the state of the data presented here is the most accurate the program is able to provide. However, the program has flagged data on several pages throughout the report to indicate numbers that are expected to change once programmatic improvements are finalized. Brief explanations regarding how and why numbers may change are provided where applicable.

Should you have any questions concerning the information provided herein, or wish to discuss the report in detail, please contact John Steger, Pretreatment Program Manager, at (858) 654-4103.

Sincerely,



Peter S. Vroom, Ph.D.
Deputy Director, Public Utilities Department

JAS/jn

cc: Lisa Celaya, Executive Assistant Director of Public Utilities, City of San Diego
Joy Newman, Industrial Wastewater Control Program Manager, City of San Diego
R9Pretreatment@epa.gov

POTW PRETREATMENT ANNUAL REPORT

COVER SHEET

NPDES Permit Holder or Sewer Authority Name: City of San Diego

Report Due Date: March 1, 2022

Period Covered by This Report: January 1, 2021 to December 31, 2021

Period Covered by Previous Report: January 1, 2020 to December 31, 2020

Name of Wastewater Treatment Plant: Point Loma Wastewater Treatment Plant

NPDES Permit Number: CA 01107409

Name of Wastewater Treatment Plant: South Bay Water Reclamation Plant

NPDES Permit Number: CA 0109045

Person to contact concerning information contained in this report:

Name: John Steger

Title: Pretreatment Program Manager

Mailing Address: 9192 Topaz Way, MS 901D

San Diego, CA 92123-1119

Telephone No.: (858) 654-4103

I certify under penalty of law that this document and all attachments were prepared under my direction or supervision in accordance with a system designed to assure that qualified personnel properly gather and evaluate the information submitted. Based on my inquiry of the person or persons who manage the system or those persons directly responsible for gathering the information, the information submitted is, to the best of my knowledge and belief, true, accurate, and complete. I am aware that there are significant penalties for submitting false information, including the possibility of fine and imprisonment for knowing violations.

2-25-2022

Date



Peter Vroom, Ph.D.

Deputy Director Public Utilities

POTW PRETREATMENT ANNUAL REPORT

PCS Data Entry Form

PPS1

POTW NAMES: City of San Diego EW Blom Point Loma Metropolitan Wastewater Treatment Plant (PLWTP)

City of San Diego South Bay Water Reclamation Plant and Ocean Outfall (SBWRP)

NPDES Permit #: CA0107409 and CA0109045

Period Covered 01/01/2021 (PSSD) 12/31/2021 (PSED)
by this Report: Start Date End Date

		PLWTP	SBWRP	TOTAL
Number of Significant Industrial Users (SIU) in Significant Non-Compliance (SNC) with a Pretreatment Compliance Schedule:	(SSNC)	<u>0</u>	<u>0</u>	<u>0</u>
Number of Notices of Violation (NOV) and Administrative Orders Issued Against SIUs:	(FENF)	<u>153</u>	<u>17</u>	<u>170</u>
Number of Civil & Criminal Judicial Actions against SIUs:	(JUDI)	<u>0</u>	<u>0</u>	<u>0</u>
Number of SIUs with Significant Violations Published:	(SVPU)	<u>7</u>	<u>1</u>	<u>8</u>
Number of SIUs from Which Penalties Have Been Collected:	(IUPN)	<u>0</u>	<u>0</u>	<u>0</u>



Public
Utilities

PRETREATMENT ANNUAL REPORT

**E.W. BLOM POINT LOMA
METROPOLITAN WASTEWATER TREATMENT PLANT
NPDES PERMIT No. CA 0107409
SDRWQCB ORDER No. R9-2017-0007**

**SOUTH BAY WATER RECLAMATION PLANT
& OCEAN OUTFALL
NPDES PERMIT No. CA 0109045
SDRWQCB ORDER No. R9-2021-0011**

JANUARY 1 – DECEMBER 31, 2021

Environmental Monitoring and Technical Services
Public Utilities Department
2392 Kincaid Road Mail Station 45A
San Diego, CA 92101
Tel (619) 758-2310 • Fax (619) 758-2309



INFORMATION ABOUT THIS REPORT

The Industrial Wastewater Control Program (IWCP) was created in 1982 after being formally approved by the U.S. Environmental Protection Agency. Since that time, significant enhancements have been made to the program including: (1) implementation of an Enforcement Response Plan in 1987, (2) implementation of an Annual Local Limits Re-Evaluation in 1998, and (3) establishment of a focused Enhanced Source Control group in 2003. However, with the exception of these enhancements, the program has not changed significantly since its inception.

With the City's Pure Water Program coming on-line, the Public Utilities Department determined that critical evaluation of the IWCP and its effectiveness in protecting human and environmental health was necessary. The IWCP was evaluated and reorganized. IWCP shifted its focus to have three programmatic components by giving each one its own designated work group: (1) Significant Industrial Users (SIUs); (2) Industries considered part of the Enhanced Source Control Program tributary to Point Loma and South Bay and (3) Industries considered part of the Enhanced Source Control Program mandated by the Pure Water NPDES permit. IWCP continues to evaluate and implement new processes and programmatic changes as identified.

This report was generated using the current data available in the IWCP's Pretreatment Information Management System (PIMS). The evaluation identified issues with how some data are managed within the PIMS, and actions to correct these deficiencies are underway. Until these corrections are made, the state of the data presented here is the most accurate the program is able to provide. However, the program has flagged data on several pages throughout the report to indicate numbers that are expected to change once programmatic improvements occur. Brief explanations regarding how and why numbers may change are provided where applicable.

Peter S. Vroom

Deputy Public Utilities Director

TABLE OF CONTENTS

Chapter 1: Executive Summary	Page
1.1 Introduction	1-1
1.2 Program Effectiveness	1-1
1.3 Program Summary	1-3
 Chapter 2: Program Structure	
2.1 Program Jurisdiction	2-1
2.2 Program Organization	2-1
2.3 Personnel and Budget	2-4
2.4 Program Changes and Developments	2-6
2.5 Household Hazardous Waste Program	2-7
2.6 Stormwater Division	2-8
2.7 Stormwater Diversion	2-8
2.8 Pretreatment Program History	2-9
 Chapter 3: Discharge Permits	
3.1 Introduction	3-1
3.2 Permit Authority	3-1
3.3 Permit Classifications	3-1
3.4 Significant Industrial Users	3-3
3.5 Identification of Industrial Users	3-4
3.6 SIU Permit Requirements	3-4
3.7 Program Active Permits	3-5
3.8 Program SIU Permits	3-6
3.9 Changes in Point Loma SIU Inventory	3-7

TABLE OF CONTENTS (Continued)

	Page
3.10 Baseline Monitoring Reports Requested or Received	3-7
3.11 Distribution of Permits and Industrial Flows	3-8
3.12 Program Inspection and Monitoring Requirements	3-9
3.13 Industrial Waste Laboratory (IWL)	3-9
3.14 Summary of Routine Sampling and Inspection Statistics	3-9
3.15 Trucked Waste Permits	3-10
 Chapter 4: Enforcement	
4.1 Introduction	4-1
4.2 Annual SIU Compliance Statistics	4-1
4.3 Annual SIU Compliance Status Report Summary	4-2
4.4 Publication of Industries in SNC	4-2
4.5 Non-Compliance Fees/Penalties	4-4
4.6 Enforcement Actions by Type	4-4
4.7 Enforcement Summaries	4-5
4.8 Pollution Prevention Plans	4-8
 Chapter 5: Industrial Pollutant Discharges	
5.1 Introduction	5-1
5.2 Influent and Effluent Metals Trends	5-1
5.3 Point Loma and South Bay Plants Monitoring	5-1
5.4 Point Loma Influent and Effluent Analytical Results	5-8
5.5 South Bay Influent and Effluent Analytical Results	5-30
5.6 Biosolids Beneficial Use and Landfill Disposal Summary	5-54

LIST OF TABLES

Number	Title	Page
2.1-1	Discharge Area / Agency by Area Number	2-1
2.3-1	IWCP Budget	2-4
2.3-2	Regulatory Training Received by Staff	2-4
2.5-1	HHW Services by Member Agencies	2-7
3.6-1	Local Contributory Flow Discharge Limits	3-4
3.7-1	Active Permits Metrowide at Year End	3-5
3.8-1	Significant Industrial Users Permitted Metrowide	3-6
3.9-1	Changes in SIU Inventory	3-7
3.11-1	Distribution of Permits and Industrial Waste Flow by Area	3-8
3.14-1	Summary of Routine Sampling, Certification and Inspections	3-10
4.2-1	Compliance Status Summary for SIUs	4-2
4.4-1	Notice of SNC with Sewer Discharge Requirements	4-3
4.5-1	Non-Compliance Fees and Penalties Summary	4-4
4.7-1	Enforcement Actions Summary	4-5
5.3-1	Point Loma Wastewater Treatment Plant Influent Heavy Metals	5-6
5.3-2	Point Loma Wastewater Treatment Plant Effluent Heavy Metals	5-6
5.3-3	South Bay Water Reclamation Plant Influent Heavy Metals	5-7
5.3-4	South Bay Water Reclamation Plant Effluent Heavy Metal	5-7
5.6-1	Annual Biosolids Beneficial Use & Landfill Disposal Summary	5-54

LIST OF REPORTS

Report Name	Page
Facilities Discharging to TP1 that became SIUs	3-11
SIU Permits Discharging to TP1 Inactivated	3-13
SIUs Discharging to TP1 that became NonSIUs	3-14
SIUs that are discharging under a BMR	3-15
SIU Facilities Federal Category, Process, and Pretreatment Technology	3-16
SIU Facilities: Regulated Parameters by Connection TP1	3-27
Inspections Performed at SIUs	3-56
Active Groundwater Permits, TP1	3-62
Trucked Waste Permits Issued	3-63
Trucked Waste Discharge Totals per Month	3-67
Trucked Industrial Discharge Totals per Month by Type	3-68
Active Permits Metrowide at Year End	3-69
Annual SIU Compliance Status Report	4-9
NOVs Issued for SIUs Discharging to TP1	4-23
NOVs Issued for SIUs Discharging to TP6	4-28
NOVs Issued for Non-SIUs Discharging to TP1	4-29
Sampling at SIUs Discharging to TP1	4-33
TTO Sampling at SIUs Discharging to TP1	4-66
Analytical Methods Used by the IWCP Lab	4-68

LIST OF REPORTS (continued)

Report Name	Page
Point Loma Influent and Effluent Analytical Results:	
Biochemical Oxygen Demand Concentration	5-8
Total Suspended Solids Concentration	5-9
Systemwide BOD Removals	5-10
Systemwide TSS Removals	5-10
Influent to Plant	5-11
Effluent to Ocean Outfall	5-11
Trace Metals	5-12
Ammonia-Nitrogen, Total Cyanide and Total Residual Chlorine	5-14
Radioactivity	5-15
Chlorinated Pesticide Analysis	5-16
Organophosphorus Pesticides	5-18
Tributyl Tin Analysis	5-20
Phenolic Compounds	5-21
Priority Pollutants Base/Neutrals	5-22
Priority Pollutants Purgeables	5-24
Dioxin and Furan Analysis	5-28

LIST OF REPORTS (continued)

Report Name	Page
South Bay Influent and Effluent Analytical Results:	
Biochemical Oxygen Demand Concentration	5-30
Total Suspended Solids Concentration	5-31
Influent to Plant	5-32
Effluent to Ocean Outfall	5-33
Trace Metals	5-34
Ammonia-Nitrogen and Total Cyanide	5-37
Radioactivity	5-38
Chlorinated Pesticide Analysis	5-39
Organophosphorus Pesticides	5-41
Tributyl Tin Analysis	5-42
Phenolic Compounds	5-43
Priority Pollutants Base/Neutrals	5-44
Priority Pollutants Purgeables	5-46
Dioxin and Furan Analysis	5-48
Anions	5-52
Cations	5-53

LIST OF FIGURES

Number	Title	Page
1.2-1	Industrial Discharge of Heavy Metals	1-2
1.2-2	Influent/Effluent Total Metals and Flows	1-2
1.2-3	Influent/Effluent Industrial Metals vs Total Metals and Flows	1-3
2.1-1	San Diego Metropolitan Sewerage System Tributary Agency Map	2-2
2.2-1	Industrial Wastewater Control Program Organizational Chart	2-3
5.2-1	Point Loma Influent/Effluent Metals	5-2
5.2-2	Cadmium: Point Loma Influent/Effluent History	5-2
5.2-3	Chromium: Point Loma Influent/Effluent History	5-3
5.2-4	Copper: Point Loma Influent/Effluent History	5-3
5.2-5	Lead: Point Loma Influent/Effluent History	5-4
5.2-6	Nickel: Point Loma Influent/Effluent History	5-4
5.2-7	Silver: Point Loma Influent/Effluent History	5-5
5.2-8	Zinc: Point Loma Influent/Effluent History	5-5

ACRONYMS

AO	Administrative Order
BMP	Best Management Practice
BMR	Baseline Monitoring Report
BOD	Biochemical Oxygen Demand
CFR	Code of Federal Regulations
CIU	Categorical Industrial User
CWA	Clean Water Act
EMTS	Environmental Monitoring and Technical Services
EPA	Environmental Protection Agency
ESC	Enhanced Source Control
GW	Groundwater
HHW	Household Hazardous Waste
IU	Industrial User
IW	Industrial Wastewater
IWCP	Industrial Wastewater Control Program
JRMP	Jurisdictional Runoff Management Plan
MDL	Method Detection Limit
MGY	Million Gallons Per Year
NCWRP	North City Water Reclamation Plant
NOV	Notice of Violation
NPDES	National Pollutant Discharge Elimination System
PCI	Pretreatment Compliance Inspection
PIMS	Pretreatment Information Management System
PLWTP	Point Loma Wastewater Treatment Plant
POTW	Publicly Owned Treatment Works
PS1	Pump Station 1
RWQCB	Regional Water Quality Control Board
SBWRP	South Bay Water Reclamation Plant
SDCSD	San Diego County Sanitation District
SIU	Significant Industrial User
SMR	Self-Monitoring Report
SNC	Significant Non-Compliance
SWRCB	State Water Resources Control Board
TP1	Treatment Plant 1 – Point Loma Wastewater Treatment Plant
TP5	Treatment Plant 5 – City of Escondido Hale Ave Resource Recovery Facility
TP6	Treatment Plant 6 – South Bay Water Reclamation Plant
TRC	Technical Review Criteria
TSS	Total Suspended Solids
TTO	Total Toxic Organics
TW	Trucked Waste

CHAPTER 1 – EXECUTIVE SUMMARY

1.1 INTRODUCTION

The City of San Diego is committed to protecting public health and the environment through a program of environmental management which includes pollution prevention, industrial pretreatment, chemically enhanced primary waste treatment, an improved ocean outfall, and extensive monitoring. A key element of this program is an aggressive pretreatment and pollution prevention program to minimize toxic discharges to the sewerage system. The City's federally-approved Industrial Wastewater Control Program (IWCP) consists of: (1) an industrial wastewater discharge permit system to establish industrial discharge limits and requirements; (2) periodic facility inspections and unannounced sampling; (3) effective enforcement procedures to deter violations and bring non-compliant dischargers back into compliance with discharge standards and requirements, and; (4) industrial user guidance and permit conditions designed to encourage pollution prevention and waste minimization.

The IWCP implements an industrial wastewater discharge permit system for the City of San Diego and 11 other Participating Agencies whose sewage is treated by the Point Loma Wastewater Treatment Plant (PLWTP). The South Bay Water Reclamation Plant (SBWRP) is tributary to a subset of this area and because of this the PLWTP and SBWRP pretreatment annual reports have been combined.

1.2 PROGRAM EFFECTIVENESS

- Since 1982, while the average daily wastewater flow into the Metro System has increased by approximately 12%, the total mass of heavy metals entering the Metro collection system at the plants has decreased by 70%.
- Since federal approval and implementation of the program in 1982, average metal loadings contributed by industrial sources have decreased by more than 90%. Whereas in 1982, industrial discharges of metals constituted nearly 27% of all the cadmium, chromium, copper, lead, nickel, and zinc discharged to the collection system, today industrial loadings constitute approximately 5% of the total metals discharged to the system (see Figure 1.2-1, Figure 1.2-2 and Figure 1.2-3).
- San Diego's sludge qualifies as “exceptionally clean” under the criteria set forth in 40 CFR Part 503, attesting to the effectiveness of the City's IWCP and providing maximum options for beneficial reuse of the sludge.

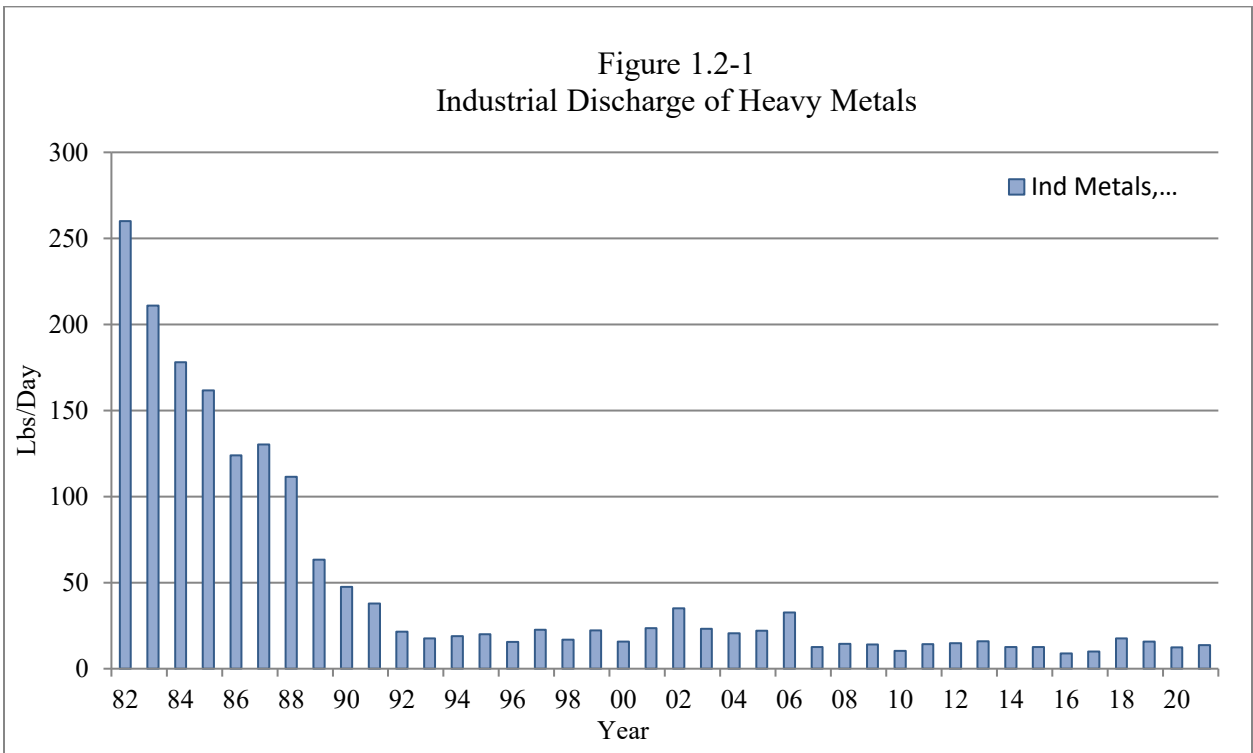


Figure 1.2-1 Average daily industrial discharge of heavy metals (Cd, Cr, Cu, Pb, Ni, Zn) to the PLWTP since program approval in 1982.

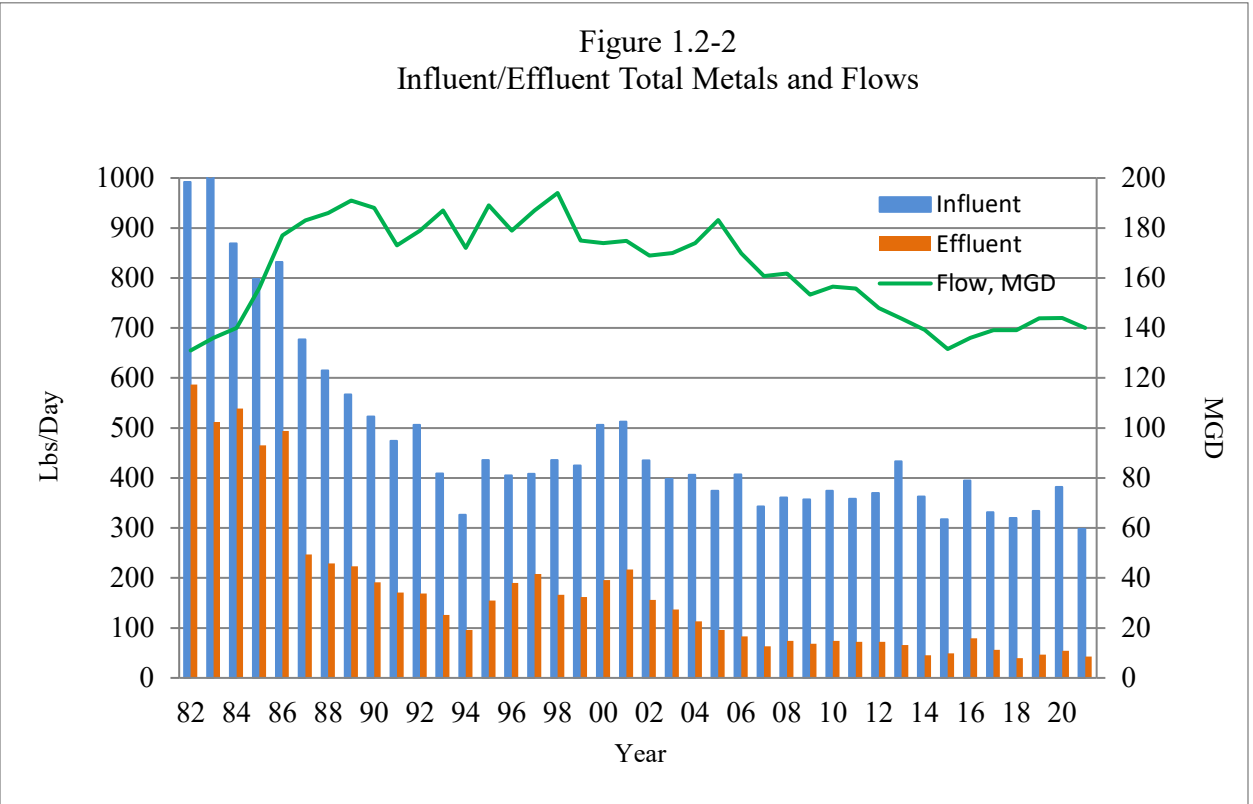


Figure 1.2-2 Long-term trends of PLWTP flows and influent and effluent loadings of potentially toxic heavy metal pollutants are shown above.

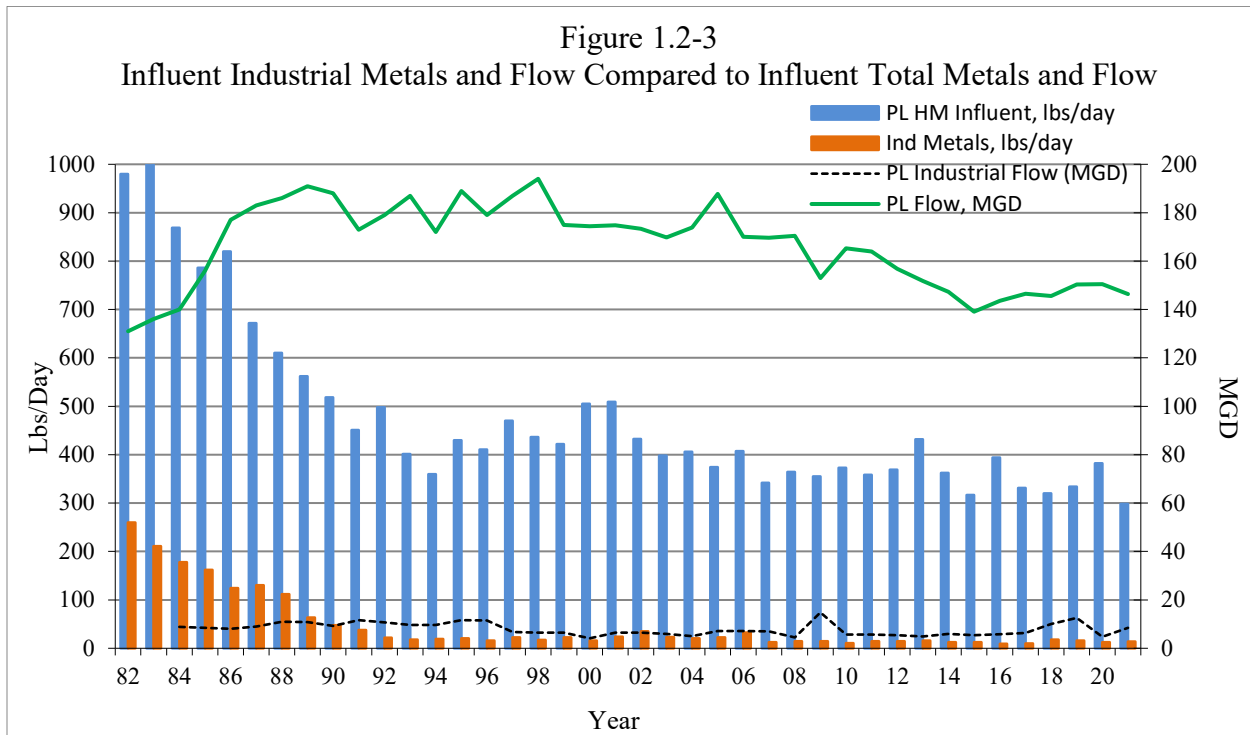


Figure 1.2-3 There were no pass-through or interference incidents attributed to industrial discharges.

Note: The industrial loadings and statistics exclude copper in sanitary discharges from navy ships, which has been determined to originate from seawater corrosion of shipboard copper piping and not from industrial operations. Where there is no federal limit, metals loadings in industrial discharges that are below domestic/commercial background screening level concentrations are also excluded from the industrial loadings.

1.3 PROGRAM SUMMARY

- During the year, IWCP administered 99 Significant Industrial User (SIU) permits, covering 113 outfalls and monitored at 144 sample points. Eight (8) outfalls at eight (8) SIU facilities were in significant non-compliance (SNC) during the year resulting in a SNC rate of 7% (8 of 113 outfalls). SIUs were in full compliance (no pollutant violations) with discharge standards and requirements at 86% of the outfalls. Included in the system wide counts above, the 13 SIUs discharging to the SBWRP were monitored at 15 sampling locations constituting 14 outfalls. Of the eight (8) outfalls found to be in SNC, only one (1) was a discharger to the SBWRP.
- At the end of the year, 79 SIU permits remained active and the program administered 1,620 total control mechanisms¹, including 36 Class 1 Categorical Industrial User (CIU) permits, 524 Class 2, and 3 permits¹, 133 Hauled Waste permits, and 927 Best Management Practice Discharge Authorizations¹, covering targeted commercial sectors. IWCP also performed annual inspections to confirm continuing non-regulated status at 36 additional non-permitted facilities with processes subject to federal pretreatment standards that either do not generate regulated wastestreams, or do not discharge regulated wastestreams to sewer.

¹ Based on the current data available in the program's data system and expected to change once an extensive review of the industrial user inventory has been completed.

- 5,486 inspections and site assessments were conducted; 1,042 unannounced sampling visits were performed; and results from 2,278 industry self-monitoring samples and 1,021 best management practices (BMP) self-certifications were received and reviewed to evaluate compliance.
- 307 Notices of Violation (NOVs) were issued to industries for exceeding discharge limits or failing to comply with permit conditions; 170 of these were issued to SIUs. No new formal enforcement actions, including Administrative Penalty Orders and Compliance Orders, were issued. Non-compliance fees in the amount of \$25,105 were invoiced.
- The annual publication list of SIUs in SNC during the calendar year is based on compliance determinations for the entire year.
- The Annual Point Loma Publicly Owned Treatment Works (POTW) Local Limits Re-evaluation submitted July 1, 2021 confirms that the local limits developed in 1996 remain technically justified and sufficient to protect the Point Loma POTW and the environment.

CHAPTER 2 – PROGRAM STRUCTURE

2.1 PROGRAM JURISDICTION

The IWCP administers the pretreatment program in the City of San Diego (Map areas 01 – 12) and in 11 participating agencies contributing to the San Diego Metropolitan Sewerage System, including five service areas of the San Diego County Sanitation District. Table 2.1-1 lists the areas served; Figure 2.1-1 shows the areas geographically.

Table 2.1-1 DISCHARGE AREA / AGENCY BY AREA NUMBER			
Area	Description	Area	Description
01	¹ SD: Rancho Bernardo	14	City of Coronado
02	SD: Sorrento Valley & Torrey Pines	15	City of Del Mar
03	SD: Miramar, Mira Mesa, Scripps Ranch	16	City of El Cajon
04	SD: Mission Bay, Pacific Beach, La Jolla	17	City of Imperial Beach
05	SD: Clairemont Mesa	18	City of La Mesa
06	SD: Kearny Mesa	19	City of National City
07	SD: Mission Gorge	20	City of Poway
08	SD: Point Loma, Lindberg Field	21	Santee/Padre Dam Municipal Water District
09	SD: North Downtown	22	City of Lemon Grove
10	SD: East San Diego	32	² SDCSD: Alpine Service Area
11	SD: South Downtown	33	² SDCSD: Lakeside Service Area
12	SD: San Ysidro, Otay Mesa	34	² SDCSD: Spring Valley Service Area
13	City of Chula Vista	35	² SDCSD: Winter Gardens Service Area Maintenance District
		36	² SDCSD: East Otay Mesa Service Area

¹ All flows from the Rancho Bernardo area of San Diego are treated by the Hale Avenue Resource Recovery Facility (Treatment Plant 5), which is owned and operated by the City of Escondido. Except for parts of areas 12, 13, and 36, which are in part diverted to the South Bay Water Reclamation Plant, the remaining areas are tributary to the City's Point Loma Wastewater Treatment Plant. Permitted flows in some areas include significant volumes of construction dewatering and groundwater remediation.

² San Diego County Sanitation District: In July 2011, Areas 32 through 36, previously separate sewer districts, were incorporated into the newly formed San Diego County Sanitation District; the former districts are now “service areas”.

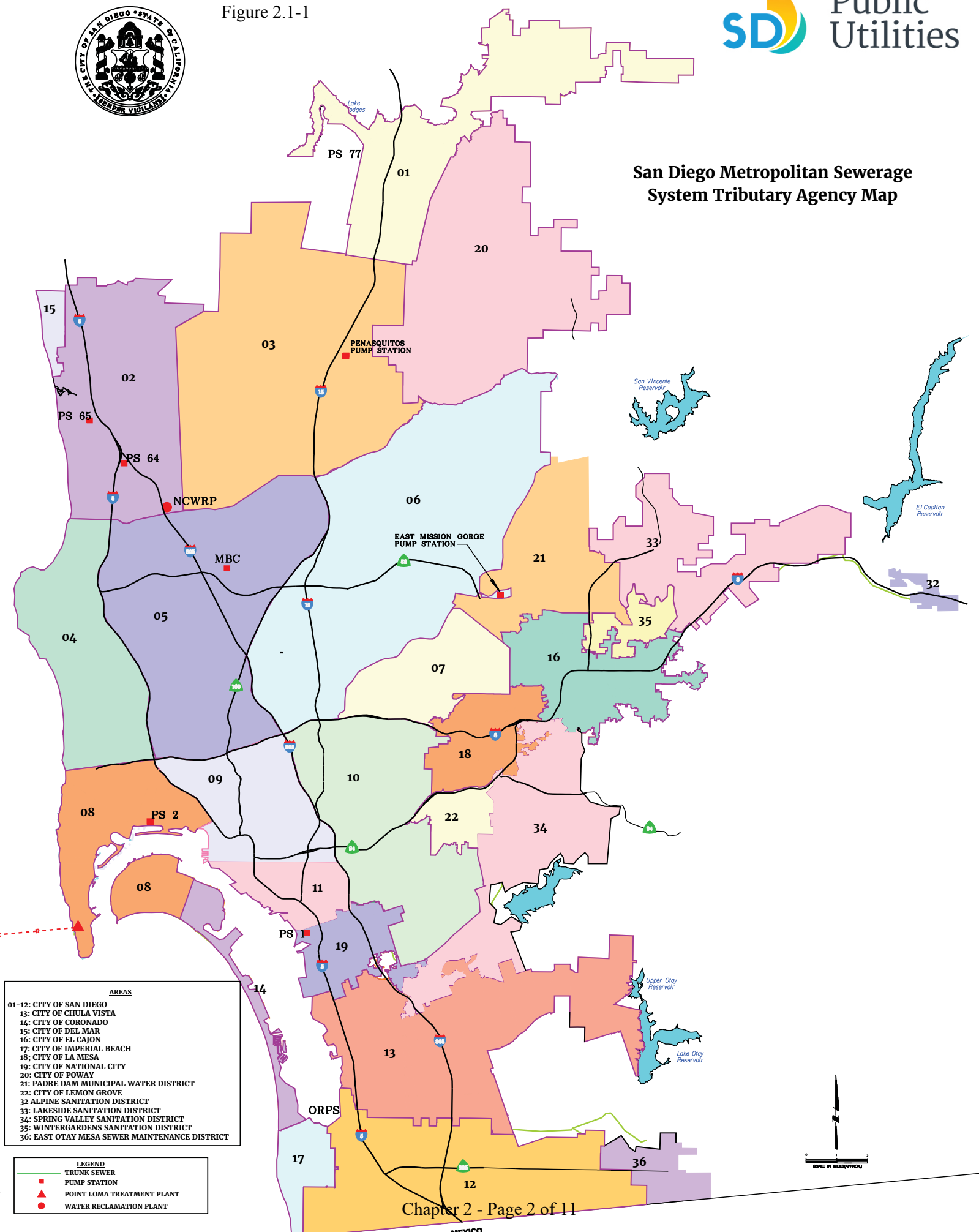
2.2 PROGRAM ORGANIZATION

The IWCP is part of the Environmental Monitoring and Technical Services (EMTS) Division of the City of San Diego Public Utilities Department. The IWCP consists of four operational sub-sections: SIU Permits, Enhanced Source Control (ESC) Permits divided into north and south areas, Support Services, and Industrial Wastewater Sampling. Figure 2.2-1 shows the current organizational chart.



Figure 2.1-1

San Diego Metropolitan Sewerage System Tributary Agency Map

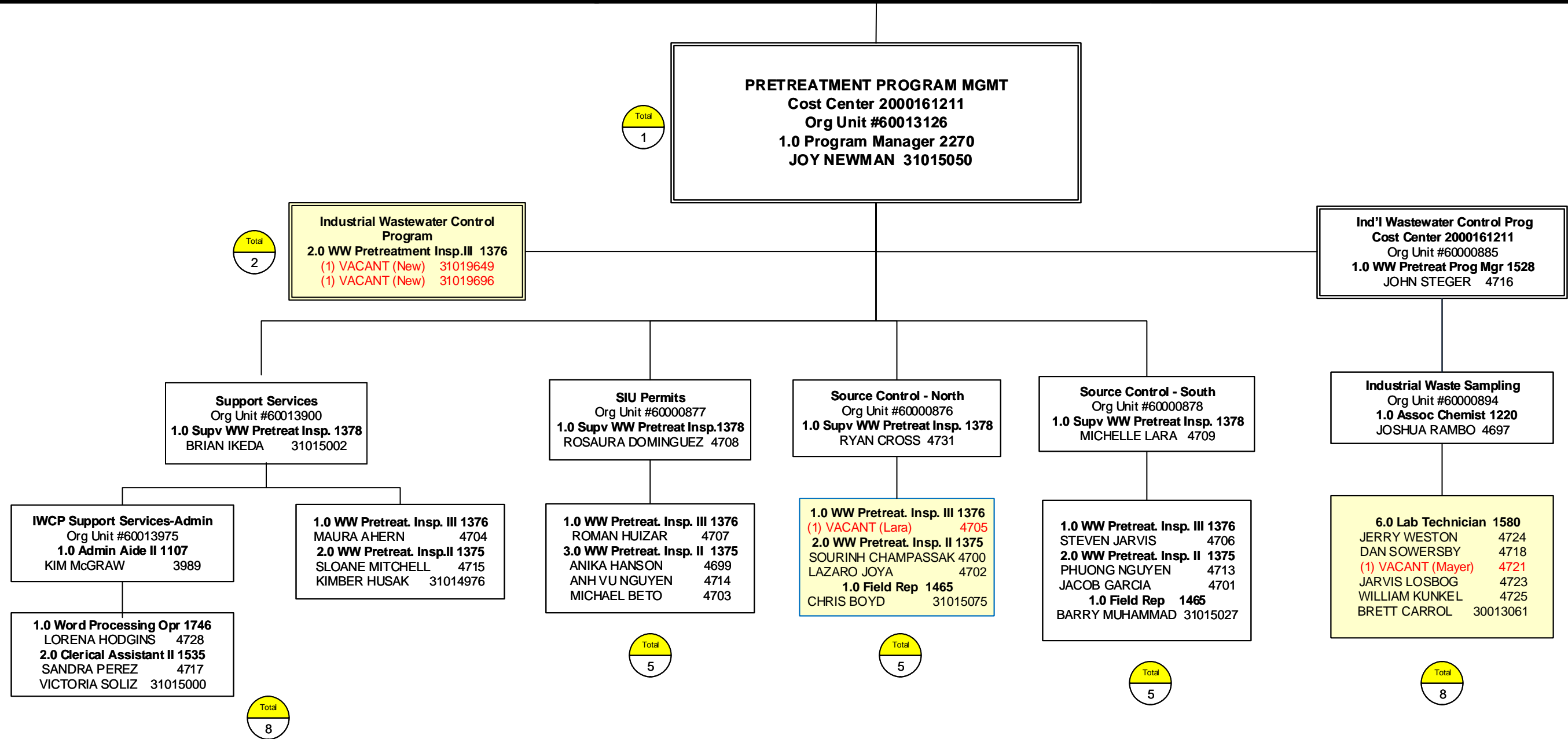


- AREAS**
- 01-12: CITY OF SAN DIEGO
 - 13: CITY OF CHULA VISTA
 - 14: CITY OF CORONADO
 - 15: CITY OF DEL MAR
 - 16: CITY OF EL CAJON
 - 17: CITY OF IMPERIAL BEACH
 - 18: CITY OF LA MESA
 - 19: CITY OF NATIONAL CITY
 - 20: CITY OF POWAY
 - 21: PADRE DAM MUNICIPAL WATER DISTRICT
 - 22: CITY OF LEMON GROVE
 - 32: ALPINE SANITATION DISTRICT
 - 33: LAKESIDE SANITATION DISTRICT
 - 34: SPRING VALLEY SANITATION DISTRICT
 - 35: WINTERGARDENS SANITATION DISTRICT
 - 36: EAST OTAY MESA SEWER MAINTENANCE DISTRICT

- LEGEND**
- TRUNK SEWER
 - PUMP STATION
 - POINT LOMA TREATMENT PLANT
 - WATER RECLAMATION PLANT



R:\RADAR\BASE\MAPPING\2.1-1\12/10/06_e.cb



SUMMARY	
Budgeted FTE:	203.00
Vacant FTE:	25.00
Limited (Mgt Intern)	3.00

City of San Diego Public Utilities Department-Water & Wastewater Environmental Monitoring & Technical Services Division	
Organization Chart – FY 2022 Total No. of FTE: 203 Limited: 3	As of 12/01/2021

FUND
Metro – white
Muni – sand
Water – blue
Vacancy - yellow

Total
34

2.3 PERSONNEL AND BUDGET

IWCP budgeted positions and monies are summarized below:

# of Positions	Budget	
34	Personnel	\$3,371,687
	Supplies	\$20,535
	Contracts, training, IT services, fleet, other expenses	\$1,159,788
	Capital Outlay	\$54,650
	Total	\$4,606,660

Date	Class Title	# attendees	# hr./ person	Total Hours	Type
Various	Appointing Authority Interview Training	8	2	16	E-learning
Various	Cyber Security at Work, Cyber Security Foundations	28	1	28	E-learning
Various	Administrative Regulation (AR) Reviews and Other Acknowledgements: Annual EEO Policy Statement, AR 4.50 Employee Assistance Program Administration, AR 45.10 Employee Transportation Authorization, AR 45.50 Private Use of City Labor, Equipment, Materials and Supplies Prohibited, AR 75.12 Vehicle and Industrial Incident Review, Reporting, and Discipline Program, AR 75.50 Driver License Certification, Training, and Verification Requirements, AR 85.10 Records Management Policy, AR 90.62 Information and Communication Technology Acceptable Use Policy Review, AR 95.05 Cell Phone and Other Handheld Communication Device Use Policy Review, AR 95.60 Conflict of Interest and Employee Conduct Policy Review, AR 95.94 Tobacco and Smoke-Free Workplace Policy Review, AR 96.50 EEO Policy, AR 97.00 Substance Abuse Policy, AR 97.10 Threat Management policy review, AR 97.20 Weapon-Free Workplace Policy Review, Drivers - A.R. 75.12 Summary of Changes and Responsibilities, Information Security Policy AR 90.63, Citywide Injury and Illness Prevention Program, Driver Operator Manual Review, Work Comp Medical Care and Work-Related Injury or Illness Policy Review	28	.45	12.6	E-learning
Various	Ergonomics: Office	8	2	16	E-learning

Table 2.3-2
REGULATORY TRAINING RECEIVED BY STAFF

Date	Class Title	# attendees	# hr./ person	Total Hours	Type
Various	Ethics and Data Integrity	27	.5	13.5	E-learning
Various	Fall Classic: Includes Fire Safety, HAZCOM Program Refresher, Hazard Communication Program Refresher (Lab Techs), Hazmat for Supervisors (Supervisors), Environmental Impact, First Responder Awareness Refresher, Stormwater for Inspectors (Inspectors), Stormwater BMPs (Lab Techs), ISO 14001 Program Updates, Lab Safety (Lab Techs)	27	4.7	127	E-learning
Various	New Employee Onboarding – Public Utilities	2	6	12	E-learning
Various	New Employee Training: New Transfer Promoted Employee Acknowledgement, New Member orientation for Recognized Employee Organizations, New Employee Orientation, Webinar: PUD New Employee Orientation	7	2.9	20.5	E-learning
Various	Sexual Harassment Prevention Training	25	2.5	62.5	E-learning
Various	Webinars: Basic Writing & Effective Communication, Bloodborne Pathogens, Communication Skills, Conflict Resolution, Driver Operator Manual & A.R. 75.12 - Train the Trainer, Emotional Intelligence, First Responder Awareness - Safety CEU, Interview Skills, Intro to Water Treatment - Drinking Water CEU, Mindfulness Meditation, Negotiation Skills Introduction, Powerpoint Design Elements, Test of Supervisory Ability Exam Prep, Writing Effective Emails	16	2.35	37.5	E-learning
Various	Miscellaneous: Aligning Customer Experience with Company Culture, Americans with Disabilities act, Basics of Conflict Management, Basics of Labor Relations, Becoming a Manager Your Team Loves, Bloodborne Pathogens - Safety CEU, Business Process Improvement, City Civics: History, Structure, and Compliance, Coaching and Developing Employees, Communicating with Diplomacy and Tact, Communication Foundations, Communication Techniques for Working with Difficult Customers, Confined Space Awareness, Confined Space: Entry Certification, Confined Space Medical Evaluation, Confined Space: Respirator Fit Test, Covid Workstation cleaning Process, Covid-19 Sanitation Regulations, CSA: Intro to Family, Medical & Other Leave, Customer Service in the City of San Diego, Employee Accountability, Employee Performance Review Training, Employee Rewards &	28	8.1	227	E-learning

Table 2.3-2
REGULATORY TRAINING RECEIVED BY STAFF

Date	Class Title	# attendees	# hr./ person	Total Hours	Type
	Recognition, Environmental Impact, Equal Employment: A Supervisors' Role in Maintaining an Unbiased Workplace, Ethics Training, Fact Finding Fundamentals, Fall protection, Family, Medical & Other Leave, Hazmat Training for Handlers, Hearing Conservation Program, How to use Continuous Performance Management in success Factors for Unclassified Employees, How to Use LinkedIn Learning, Introduction to Hazard Communication Program, Introduction to Hazardous Materials, Public Records Act Compliance Training Video, Personal Protective Equipment (PPE) Safety CEU, Microsoft Teams Essential Training, Listening to Customers, Leading in Government, RCAC Financial capacity - Developing Plans and Policies, Respiratory Protection: Intro - Safety CEU, Risk Management and Safety: Resources and Tools for Supervisors, Running Effective Meeting, SAP ERP Procurement, San Diego Civic Leadership Summit, Setting Team and Employee Goals Using SMART Methodology, Skype - Better Desktop Sharing, Supporting Employees in Distress, Threat Management, Time and Attention Management, Time Management for Managers, Working with Difficult People, Zoom Participation Tutorial				
Total				556.6	

2.4 PROGRAM CHANGES AND DEVELOPMENTS

The new NPDES Permit for SBWRP was issued and became effective on July 1, 2021 (Order No. R9-2021-0011 NPDES Permit No. CA0109045). The pretreatment annual reports for PLWTP and SBWRP were combined for the first time. Flow proportioned monitoring was implemented. The program had new fees approved.

2.5 HOUSEHOLD HAZARDOUS WASTE PROGRAM

The City of San Diego Environmental Services and the Public Utilities Department jointly finance a Household Hazardous Waste (HHW) collection program designed to reduce the introduction of pollutants from non-point sources into sewers, storm drains, and municipal landfills. The City's permanent household hazardous waste collection facility at the Miramar Landfill is open to City of San Diego residents on Saturdays excluding holidays (such as Thanksgiving and Christmas weekends); an appointment and proof of residency is required. The City's program also sponsors seven to eight auto product recycling events per year, coordinates and advertises commercial locations that accept auto products for recycling. Each contributing agency has also implemented a strategy for handling household hazardous wastes originating within its jurisdiction.

JURISDICTION	COLLECTION SERVICE	HOTLINE/EDUCATION SERVICE (Yes or No)
Chula Vista	Chula Vista Regional HHW Facility Temporary HHW Collection Events Door-to-Door Collection for Seniors/Disabled Curbside Used Oil and Filter Collection	Yes
Coronado	Coronado HHW Facility Door-to-Door Collection for Seniors/Disabled	Yes
El Cajon	El Cajon HHW Facility Curbside Used Oil and Filter Collection	Yes
Imperial Beach	Chula Vista Regional HHW Facility Door-to-Door Collection for Seniors/Disabled	Yes
La Mesa	La Mesa HHW Facility	Yes
Lemon Grove	La Mesa HHW Facility	Yes
National City	Chula Vista Regional HHW Facility Door-to-Door Collection for Seniors/Disabled	Yes
Poway	Poway HHW Facilities Door to Door Collections for City Residents	Yes
San Diego*	San Diego HHW Facility Auto Product Recycling Events Door-to-Door Collection for Seniors/Disabled	Yes
Santee	El Cajon HHW Facility Curbside Used Oil and Filter Collection	Yes
County of San Diego - Unincorporated Areas**	El Cajon, Ramona, and the Chula Vista Regional HHW facility Temporary HHW Collection Events Door-to-Door Collection for Seniors/Disabled	Yes

* **City of San Diego** includes communities such as La Jolla, Mira Mesa, Normal Heights, North Park, Otay Mesa, Pt. Loma, Rancho Bernardo, Rancho Penasquitos, and San Ysidro.

** Unincorporated Areas include communities such as Alpine, Lakeside, Winter Gardens, and Spring Valley.

2.6 STORMWATER DIVISION

The City's Stormwater Department implements Monitoring and Inspection, Policy and Enforcement, Construction and Development Standards, Watershed Planning, Education and Outreach, and Administration of the Stormwater Planning Division. The inspection groups perform commercial, industrial, and municipal facility inspections to ensure compliance with the minimum best management practices listed in Appendix IX of the Jurisdictional Runoff Management Plan (JRMP) and the Municipal Code (43.0307(a)). In addition, the stormwater code enforcement unit investigates alleged illegal discharges and takes enforcement action against violators of the Stormwater Management and Discharge Control ordinance (San Diego Municipal Code 43.0304). The IWCP assisted the Stormwater Inspections Program by performing 64 industrial stormwater compliance inspections in the City of San Diego and providing the findings to the Stormwater Inspections Program.

2.7 STORMWATER DIVERSION

Municipal Low Flow Stormwater Diversion Systems

Waste streams originating in storm drains tributary to City of San Diego low flow diversion structures have been monitored to characterize the pollutant loads and ensure that the City's collection and treatment facilities will not be harmed by the pollutants in the accepted stormwater. Some low flow diversion systems are controlled by sensors that automatically shut the diversions off during rain events; others are manually diverted back to storm drains during rain events to protect the collection system and treatment facilities from hydraulic overloads. Analytical results have established that the pollutant loadings have not interfered with or passed through the treatment plant; therefore, existing plant processes are sufficient to treat the additional loads contributed as a result of the low flow diversions. In addition, operational experience has demonstrated that the automatic and manual controls have effectively prevented any hydraulic impacts on the collection or treatment system. The City is working with participating agencies to ensure any low flow diversion systems they may install, conform to these same standards and provide the same levels of collection system and treatment plant protection.

First Flush Industrial Stormwater Diversion Systems

In recognition of the fact that there may be situations where runoff from industrial or commercial facilities may not meet Regional Water Quality Control Board discharge standards, the City has worked with industrial facilities to provide for capture and discharge to the sewer of first flush storm water runoff where it is clearly demonstrated that the pollutant and/or hydraulic load will not negatively affect the collection or treatment system. The industry is required to provide information about the tributary area, diversion mechanism, capture and holding facilities, and expected pollutants, and must demonstrate adequate discharge controls prior to receiving authorization for discharge. In general, facilities must capture and hold stormwater and may discharge it to sewer no sooner than twenty-four hours after the end of the last rain event. Careful evaluation of analytical data for proposed discharges, determination of available line capacity, and review of proposed discharge controls ensures that the industrial first flush discharges will not negatively impact the collection system or the treatment facilities.

2.8 PRETREATMENT PROGRAM HISTORY

Industrial wastewater control activities were initiated by the City in the late 1960s and informally continued through the 1970s. Sewerage service contracts with the Metro agencies were adopted in 1960 and later became the basis for participation of the Metro Agencies in the IWCP, approved by EPA in 1982.

- 1981 Industrial Survey conducted, building on work of 1970s.
- 1981-2 Consultants develop program structure and procedures; submit to EPA for approval.
- 1982 Program formally approved by EPA on July 1, 1982.
- 1983 IW Ordinance, permit fees and trucked waste fees approved by City Council.
- 1983-5 Number of permits increased from 300 to 1200+. Compliance conferences with IUs.
- 1985 NOVs initiated. Program audit by EPA and RWQCB results in findings of excellent data management, knowledgeable staff, and good procedures for permitting, inspecting, and sampling; need for stronger legal authority in Municipal Code and with contract agencies.
- 1986 First Annual Pretreatment Report.
- 1987 First Pretreatment Compliance Inspection (PCI). First Enforcement Response Plan developed. Interjurisdictional Pretreatment Agreements with Metro Agencies initiated.
- 1988 PCI by RWQCB results in no required Program actions.
- 1989 Estimated capital investment in pretreatment equipment by industries in the San Diego service region exceeds \$20 million.
- 1990-1 Consent Decree, EPA trial in federal court for secondary treatment, and Administrative Order.
- 1991-2 Program audit by EPA, SWRCB, and RWQCB in March 1991 followed by a Pretreatment Program Evaluation (PPE) from May 1991 through August 1992.
- 1992 Technical fact sheets initiated, sampling frequencies modified to comply with PPE recommendations.
- 1993 Administrative Order issued to program incorporating Consent Decree and PPE recommendations. All AO requirements completed by due dates, including fact sheets completed, SIU permits reissued, and Enforcement Response Plan submitted.
- 1994 Waiver application initiated by City.
- 1995 Waiver granted, new NPDES Permit issued; PCI by SWRCB establishes no requirements; new Pretreatment Information Management System (PIMS) implemented; Administrative Civil Penalty policy implemented.
- 1996 Urban Area Pretreatment Program requirements satisfied; local limits study and innovative non-CIU contributory flow industrial pollutant loadings allocation strategy results in proposed modification of local limits; PCI by SWRCB establishes no requirements.
- 1997 Public participation meetings held by the City and RWQCB prior to adoption of Urban Area Pretreatment Program and new local limits; SIU permits modified to include new local limits.

- 1998 Tijuana Industrial Wastewater Control Training Project conducted with 30 trainees completing course in pretreatment facility inspections, laboratory procedures, and field work; City participates in national Silver Council / AMSA study; first Annual Local Limits re-evaluation confirms 1996 limits remain valid; graphs of heavy metals discharged by industry revised to include only SIU discharges; targeted commercial sectors issued BMP discharge authorizations.
- 1999 Tijuana Project continues with wastewater characterization study and laboratory personnel training; ordinance provisions relating to General and Specific Prohibitions and civil penalties strengthened; Program assumes implementation of regulations in 4 County Sanitation Districts.
- 2000 RWQCB report from December 1999 audit requires SDMC revisions to detail specific authorities and increase maximum criminal penalties to \$25,000 / day per violation; revision adopted by City Council in November 2000. Permit document generation and program billing automated. IW Lab fully implements ICP-MS for all metals analyses.
- 2001 IW Lab personnel assist with translation of Ken Kerry Pretreatment Program training manual and videos into Spanish; Pt Loma Waiver Renewal Permit Application submitted.
- 2002 Regional Board and EPA issue waiver permit for the Point Loma Treatment Plant. South Bay Water Reclamation Plant comes on-line. Program provides inspector training in Tecate, Mexico and performs storm water compliance inspections at SIUs to assist the Storm Water Pollution Prevention Program. IW Lab continues to provide sampling training and services in Tijuana, Tecate, Mexicali, and Ensenada, Mexico.
- 2003 New group created to administer source control mechanisms and respond to complaints. Increased focus on surveillance monitoring.
- 2004 Program continues to perform Storm Water P³ assistance, and to participate in cooperative program of technical assistance with the State of California and Mexico.
- 2005 Program initiates classification of Large User account billing rates under the 10/01/04 new rate structure.
- 2006 Program initiates regulation of remediation sites with free product or discharging > 14,000 gpd and construction dewatering sites discharging > 25,000 gpd as SIUs.
- 2007 Program and IW Lab participate in Business Process Re-engineering effort to develop Most Efficient Organization resulting in loss of 2 Inspector II positions, 1 Assistant Chemist position, and 1 Assistant Laboratory Technician position.
- 2008 Program performs study to identify sources of TDS to reclamation plants and adds program TDS monitoring to new permits tributary to reclamation facilities; initiates rainwater diversion testing and certification requirements in permits; allocates 0.7 Inspector III position to sewer surcharge evaluation reviews and approvals.
- 2009 Program quantifies self-regenerating water softener TDS contributions from regulated industries.
- 2010 Program reviewed Interjurisdictional Pretreatment Agreements and Ordinances for all Participating Agencies to identify deficiencies.
- 2011 Program surveyed dental facilities to evaluate compliance with voluntary ADA BMPs; program automated billing for imported flows and hauled waste surcharges.
- 2012 Program developed proposed changes to Municipal Code and Interjurisdictional Pretreatment Agreements.

- 2013 Independent audit of program permit administration, billing, and laboratory operations.
- 2014 Cost of service developed for each program activity.
- 2015 The IW Lab's Data Management and Field/Wet Chemistry groups were combined with the IWCP section, and the Inorganic and GC/MSA groups were combined with the Environmental Chemistry Services section.
- 2016 Modified permits to enforce an instantaneous limit for oil and grease instead of a daily maximum.
- 2017 Waiver granted, new NPDES Permit issued. The dental amalgam discharger inventory and survey forms were created.
- 2018 Independent review by a consultant conducted to determine IWCP's readiness to support the department's Pure Water effort and identify areas for improvement. Initial round of dental amalgam BMP surveys were mailed.
- 2019 Changes in the structure of the program and new management, field and administration positions added. New permitting procedure implemented to initiate the permitting process 6 months (previously 90 days) prior the expiration date. The dental amalgam BMP compliance report was sent to over 600 dental offices, nearly 550 forms completed and submitted. The industrial users inventory significantly updated.
- 2020 A new NPDES Permit for the NCWRP and Pure Water Facility was issued. Program restructuring into four sub-sections (SIU, ECS, Support Services, and Industrial Sampling) completed, with enforcement distributed to the permitting sub-sections. Further updated the industrial users' inventory for the all areas tributary to NCWRP, film processors, and dry cleaners. Initiated permit requirements for flow proportioned sampling and a second, unannounced inspection at SIUs. Solicited Dental Rule one-time compliance reports from remaining dental offices and initiated enforcement actions for noncompliance.
- 2021 A new NPDES Permit for the SBWRP was issued. The pretreatment annual reports for PLWTP and SBWRP were combined for the first time. Flow proportioned monitoring was implemented.

CHAPTER 3 - DISCHARGE PERMITS

3.1 INTRODUCTION

The IWCP implements an industrial wastewater discharge permit system for the City of San Diego and 11 other Participating Agencies whose sewage is treated by the Point Loma Wastewater Treatment Plant (PLWTP) or the South Bay Water Reclamation Plant (SBWRP). The program regulates pollutant discharges into the Metropolitan Sewerage System from industrial facilities by issuing permits that establish enforceable pollutant limits and authorize civil and criminal penalties for discharge violations. They also establish sampling, reporting, record keeping, and notification requirements. Permits are issued for a maximum of five years and are non-transferable.

3.2 PERMIT AUTHORITY

On June 6, 1983, the San Diego City Council adopted Ordinance Sections 64.01 through 64.05 of Chapter VI, Article 4 of the San Diego Municipal Code pertaining to industrial waste discharges, permits, and regulations. Section 64.07, establishing specific pretreatment regulations for wastes discharged from commercial food establishments, was added on July 11, 1988. Revisions adopted in 1988, 1989, 1993, and 2000 strengthened pretreatment provisions and authorized increased penalties. The current Chapter 6, Article 4 of the Municipal Code is available on the internet at:

<https://www.sandiego.gov/city-clerk/officialdocs/municipal-code/chapter-6>

The IWCP implements the pretreatment program in all agencies served by the Metropolitan Sewerage System in accordance with contractual service agreements and Interjurisdictional Pretreatment Agreements signed by the City of San Diego and each of the participating agencies. These agreements establish the program's authority to implement and enforce pretreatment regulations in contributing agencies and require the agencies to adopt equivalent ordinances, penalties, and procedures for regulation of industrial users.

3.3 PERMIT CLASSIFICATIONS

Permit classifications include Industrial Class 1, Class 2, and Class 3; Trucked Waste permits; and Groundwater Discharge Permits. Classes 4 and 5 are used for facilities that do not require permits.

Class 1 Permits: Class 1 dischargers are defined as those users with processes subject to federal categorical pretreatment standards. These users require source control, pretreatment, or both.

Class 2 Permits: Class 2 permits are issued to targeted industrial sectors, which have some toxic constituents in their discharge but are not subject to federal categorical pretreatment standards. Class 2 permits may include numeric limits, as at industrial laundries and membrane manufacturers discharging >25,000 gpd, or Best Management Practice requirements (BMPs), as at laboratories, radiator shops, and hospitals. Groundwater remediation projects receive Class 2 permits.

Class 2C Permits: Facilities that, in addition to conducting processes subject to federal categorical pretreatment standards that **do not discharge to sewer**, perform processes which have some toxic constituents in their discharge, but are not subject to federal categorical pretreatment standards.

Class 2Z Permits: Facilities that, in addition to conducting processes subject to federal categorical pretreatment standards that **do not generate process wastewater**, perform processes which have some toxic constituents in their discharge, but are not subject to federal categorical pretreatment standards.

Class 3 Permits: Class 3 permits are issued to targeted industrial sectors to regulate

conventional pollutants. Class 3 facilities may include numeric limits, as at commercial laundries discharging > 25,000 gpd, or Best Management Practice requirements (BMPs), as at auto repair facilities and boat- and shipyards. Construction dewatering projects receive Class 3 permits.

Class 3C Permits: Facilities that, in addition to conducting processes subject to federal categorical pretreatment standards that **do not discharge to sewer**, perform processes that discharge process wastewater containing conventional pollutants.

Class 3Z Permits: Facilities that, in addition to conducting processes subject to federal categorical pretreatment standards that **do not generate process wastewater**, perform processes that discharge process wastewater containing conventional pollutants.

Class 4 (No permit required): Class 4 facilities include industries with sanitary flow only and Class 2 and 3 facilities with flows below permitting thresholds (25 gpd and 2500 gpd respectively); these Class 4 facilities are re-evaluated periodically.

Class 4C (No permit required): Facilities with processes subject to federal categorical pretreatment standards that generate process wastewater and have elected to go zero discharge to sewer are issued Class 4C “Conditional Permit Waiver” letters. These facilities are inspected annually and must also sign a Certification of Zero Discharge of Federally Regulated Wastewater as a condition of retaining their Class 4C status.

Class 4Z (No permit required): Facilities with processes subject to federal categorical pretreatment standards that generate no process wastewater are issued Class 4Z letters. These facilities are inspected annually and must also sign a Certification of Zero Regulated Wastewater generated as a condition of retaining their Class 4Z status.

Class 4M Best Management Practice (BMP) (No permit required): Dental Offices with processes subject to the federal categorical “Dental Rule” under 40 CFR Part 441. Dental offices that place or remove amalgam must operate under the BMP to maintain an amalgam separator and not discharge scrap amalgam or use certain kinds of line cleaners. These dental offices must also submit a one-time compliance report acknowledging they have implemented and are in compliance with the BMPs.

Class 5 (No permit required): Class 5 facilities include industries with sanitary flow only and minimal potential to ever generate industrial wastewater.

Trucked Waste Hauler Permits: Permits are issued to trucked waste haulers authorizing the disposal of wastes into the Metro System at designated dumpsites. Two types of waste hauler permits are issued:

- Domestic: For hauling of domestic septic tank/cesspool, holding tank and portable toilet wastes. These permits are issued for one year. Referenced as Class 6 Permits in the program’s data system.
- Industrial: For hauling of industrial wastes under generator-specific permits; wastes under one permit cannot be combined with any other waste. Referenced as Class 7 Permits in the program’s data system.

Trucked Waste Generator Permits: Generators that propose to have wastes hauled to the City sewer dumpsite must obtain a Trucked Waste Generator Permit. These permits specify a source, such as bilge water from a Navy ship and are issued for the duration of the job. The generator must collect a representative sample of the proposed discharge, analyze for pollutants known or expected to be present, and submit the results with the permit application. Referenced as Class 9 Permits in the program’s data system.

Temporary Groundwater Discharge Permits: These permits are issued for flows resulting from construction dewatering and groundwater remediation projects, where no alternative

disposal method is reasonably available. These permits are issued for a maximum of two years, after which time the generator must discharge under an NPDES permit; purchase sewer capacity, if available; or cease discharge. In 2006, the program began regulating groundwater remediation discharges >14,000 gpd or having free product; and construction dewatering discharges > 25,000 gpd as SIUs.

Class 2F and 4D Best Management Practice (BMP) Discharge Authorizations: These authorizations consist of a statement of BMP requirements followed by a certification of compliance for management and discharge of silver-rich solutions (2F) or dry-cleaning solvents (4D). When signed by the commercial discharger, the certification authorizes discharges in compliance with BMP requirements for a period of up to five years. Random inspections are performed after receipt of the certification to ensure compliance. Additionally, re-certification is required every six months. Implementation of the BMP Certification and Discharge Authorization programs in 1998, in lieu of the previously applied numeric limits, enabled the program to extend coverage of BMP requirements with no increase in inspection staff and a reduction in laboratory sampling and analysis costs formerly associated with the targeted sectors.

Batch Discharge Authorizations: Batch Discharge Authorizations for one-time, or short-term non-routine discharges not otherwise covered by a current permit, are issued subject to review of analytical data from a sample of the proposed discharge and compliance with all applicable requirements and standards.

3.4 SIGNIFICANT INDUSTRIAL USERS

The Program defines a SIU in accordance with Federal regulations, as an Industrial User that:

1. Is subject to federal categorical pretreatment standards under 40 CFR 403.6 and 40 CFR chapter I, subchapter N; and
2. Any other industrial user that:
 - (a) Discharges an average of 25,000 gallons per day or more of process wastewater to the POTW (excluding sanitary, non-contact cooling and boiler blowdown wastewater); or,
 - (b) Contributes a process wastestream which makes up 5 percent or more of the average dry weather hydraulic or organic capacity of the POTW treatment plant; or,
 - (c) Is designated as such by the Control Authority on the basis that the industrial user has a reasonable potential for adversely affecting the POTW's operation or for violating any pretreatment standard or requirement. For metals, program policy defines "reasonable potential" as a facility having the potential to discharge 5% or more of the allowable industrial headworks loading in a single non-routine discharge. For groundwater remediation sites, the presence of free product or discharges >14,000 gpd have "reasonable potential" and are regulated as SIUs.

Streamlining regulations provide that the Program may determine that an Industrial User subject to federal categorical pretreatment standards under 40 CFR 403.6 and 40 CFR Chapter I, Subchapter N is a Non-Significant Categorical Industrial User rather than a Significant Industrial User in accordance with requirements and conditions established at 40 CFR 403.3(v)(2). The program has not implemented this provision of the streamlining regulations.

All class 1 permittees are SIUs. Class 2 and Class 3 permittees having flows > 25,000 gpd are also SIUs (flow SIUs). Groundwater remediation sites having free product or discharging > 14,000 gpd are also SIUs. There are also Class 2 and 3 permittees with the potential for slug loads or high strength discharge we choose to regulate as SIUs (slug SIUs).

3.5 IDENTIFICATION OF INDUSTRIAL USERS

The City of San Diego utilizes the following methods to maintain a complete and current Industrial User Inventory, and to identify new sources or SIUs:

1. Industrial User application requests
2. Referrals from the various departments within the City of San Diego or Participating Agencies
3. County of San Diego, Business Tax License list
4. Industry contacts refer competitors

3.6 SIU PERMIT REQUIREMENTS

The program's SIU permits identify pollutants of concern; list prohibited discharges; specify applicable federal or local limits, standards, and requirements; require access for sampling and inspections; describe sources and volume of the authorized industrial discharge; and specify self-monitoring and reporting requirements. Permits may also establish additional requirements and compliance schedules.

The San Diego Municipal Code authorizes the Program Manager to establish local limits (see Table 3.6-1) and apply those limits in user permits. Local limits were developed to apply only to SIU facilities: they are applied such that each SIU gets the full federal allowance for applicable federally regulated pollutants and the local limit for each locally regulated pollutant that is not federally regulated and that is discharged by the facility at a concentration higher than background levels. SIU sampling and facility inspection frequencies meet or exceed the required minimum standards set by regulations and EPA Guidance. SIU permits incorporate detailed fact sheets and, when necessary, require formal Slug Discharge Control Plans.

Pollutant	Instantaneous	Pollutant	Daily Maximum
pH	5.0 - 12.5	Cadmium	1.0 mg/L
Flash Point	> 140 Deg F	Chromium	5.0 mg/L
Plant and Animal-based Grease and Oil	500 mg/L	Copper	11.0 mg/L
Dissolved Sulfides	1.0 mg/L	Lead	5.0 mg/L
Temperature	< 150 Deg F	Nickel	13.0 mg/L
		Zinc	24.0 mg/L
		Cyanide, Total	1.9 mg/L

Note: Local limits apply to SIU discharges where the parameter is not subject to a federal CIU pretreatment standard and sampling has demonstrated that the facility discharges the pollutant at > background concentration levels.

3.7 PROGRAM ACTIVE PERMITS

At the end of the year, there were 1,620 active permits in the total metropolitan service area, of which 157 were tributary to SBWRP. This included class 1, 2, 3 permits, Trucked Waste permits, and issued Pollution Prevention Best Management Practice Discharge Authorizations; Groundwater remediation and construction/dewatering permits are classified as class 2 and 3 and could be flow or slug potential SIUs – see list on page 3-62 . The facilities classified as class 4 and 5, 4C and 4Z did not require a permit. The inventory of permits administered by the program is shown in Table 3.7-1. The facilities classified as 2C, 2Z, 3C, 3Z, 4C and 4Z are inspected annually to confirm no discharge or generation of wastewater from federally regulated processes.

Year	Class 1	Class 2 ¹	Class 3 ¹	GW ²	BMP ³	Trucked Waste	Total Permits ⁴	CIU Class 4C, 4Z ⁵	Class 4 & 5 ⁶
2002	66	410	35	17	1,280	75	1,866	38	1,570
2003	58	378	30	26	1,175	82	1,723	35	1,527
2004	60	368	35	19	1,144	85	1,692	39	1,572
2005	51	352	43	34	1,142	83	1,671	36	1,858
2006	50	340	35	30	1,123	98	1,646	38	1,896
2007	49	324	37	34	1,077	107	1,594	37	1,962
2008	48	299	37	33	1,022	113	1,519	37	2,088
2009	42	297	44	33	835	118	1,336	33	2,160
2010	44	292	46	48	922	119	1,423	35	2,251
2011	43	285	46	40	890	114	1,378	34	2,324
2012	42	274	45	43	868	120	1,349	35	2,378
2013	41	266	44	42	855	112	1,318	38	2,373
2014	41	260	46	33	804	131	1,282	40	2,392
2015	41	258	55	39	779	115	1,248	40	2,378
2016	40	310	54	39	768	151	1,323	42	2,369
2017	39	302	56	35	766	149	1,312	40	2,480
2018	36	297	54	32	759	143	1,289	43	2,478
2019	36	291	58	37	369	137	891	36	2,263
2020	36	307	54	24	913	126	1,436	35	2,300
2021	36	452	72	33	927	133	1,620	36	2,300

¹ Class 2 and 3 permits include flow and/or slug potential SIUs, and sub-classes 2C, 2Z, 3C, and 3Z..

² Groundwater discharge permits are either class 2 (remediation) or class 3 (construction dewatering).

³ Class 2F, 4D, and 4M Best Management Practice (BMP) Discharge Authorizations.

⁴ Includes BMP and Trucked Waste permits, Groundwater permits are already included in Class 2 and Class 3 figures.

⁵ Facilities with categorical processes but do not discharge or do not generate wastewater from regulated operation(s); these facilities are inspected annually to confirm CIU status with no generation/ no discharge. Prior to 2019, the class 2C/3C and 2Z/3Z facilities were previously tallied with this CIU class; however, these IUs have permits and starting in 2019 they are accounted for in class 2 and 3, respectively.

⁶ Active facilities that are dry or have industrial flows < permitting thresholds; no permit is required.

* Based on the current data available in the program’s data system and expected to change once an extensive review of the industrial user inventory has been completed.

The program continues to issue temporary Batch Discharge Authorizations in lieu of full permits wherever appropriate; the program processed 54 of these authorizations.

3.8 PROGRAM SIU PERMITS

Table 3.8-1 lists the number of active categorical (CIU) and non-categorical significant industrial user (SIU) permits as of December 31 for each year. Decreases from late 1990s to 2005 were due to either closure, relocation of manufacturing operations, or installation of technology that recycled or reclaimed all wastewater, thereby resulting in zero discharge of process water by former SIUs. In 2007, the program established criteria for regulating groundwater remediation facilities and construction dewatering operations as SIUs due to one or more of the following concerns: toxicity, fire/explosion hazard, or hydraulic capacity in the collection system.

Table 3.8-1 SIGNIFICANT INDUSTRIAL USERS PERMITTED METROWIDE			
Year	Categorical Significant Industrial Users (CIUs)	Non-Categorical Significant Industrial Users (SIUs) ¹	Total SIUs
2002	66	20	86
2003	59	19	78
2004	60	21	81
2005	51	19	70
2006	50	20	70
2007	49	25	74
2008	48	24	72
2009	42	33	75
2010	44	38	82
2011	43	37	80
2012	42	35	77
2013	41	34	75
2014	41	33	74
2015	41	41	82
2016	40	39	79
2017	39	39	78
2018	36	42	78
2019	36	50	86
2020	36	38	74
2021	36	43	79

¹ Includes Class 2, 3, and GW SIUs

3.9 CHANGES IN SIU INVENTORY

Table 3.9-1 Changes in SIU Inventory	
FACILITIES that BECAME SIUs	See report page 3-11
SIU FACILITIES INACTIVATED	See report page 3-13
SIU FACILITIES that REPORTED a NAME CHANGE	None
FORMER SIU FACILITIES that BECAME NON-SIUs	See report page 3-14

3.10 BASELINE MONITORING REPORTS REQUESTED OR RECEIVED

During this calendar year one Baseline Monitoring Report (BMR) was requested and three BMRs were received at facilities not already operating under a SIU discharge permit. Facilities discharging under a BMR are listed in the BMR report on page 3-15.

3.11 DISTRIBUTION OF PERMITS AND INDUSTRIAL FLOWS

The following table list the distribution of permits by Class and Area³.

Table 3.11-1 DISTRIBUTION OF PERMITS ¹ AND INDUSTRIAL WASTE FLOW ² BY AREA The geographical areas are described in Table 2.1-1 and Figure 2.1-1											
Area	Class 1	IW (GPD)	Class 2, 2C, 2Z	IW (GPD)	Class 3, 3C, 3Z	IW (GPD)	BMP	Total Permits/ BMPs	Total (gpd)	Class 4C, 4Z	Class 4 and 5
01	0	0	3	1,555	0	0	42	45	1,555	1	28
02	3	33,779	188	734,737	3	44,597	27	221	813,113	1	180
03	11	4,293	90	51,054	13	339,173	88	202	394,520	5	234
04	0	0	15	741,556	2	1,410	66	83	742,966	0	91
05	3	10,468	25	93,126	4	1,502,651	112	144	1,606,245	0	197
06	1	23,650	8	2,268	5	7,316	27	41	33,234	3	103
07	0	0	5	26,871	1	3,839	19	25	30,710	0	23
08	1	156,585	15	288,507	3	370,556	30	49	815,648	1	78
09	0	0	10	237,226	3	59,956	75	88	297,182	0	168
10	0	0	6	12,339	2	71,110	41	49	83,449	0	104
11	1	73,101	21	621,964	9	1,908,159	7	38	2,603,224	2	105
12	2	170	6	8,660	10	372,050	11	29	380,880	6	103
13	0	0	15	67,533	5	19,971	104	124	87,504	0	194
14	0	0	1	1,600	0	0	13	14	1,600	0	12
15	0	0	0	0	0	0	9	9	0	0	13
16	3	38,265	11	35,964	0	0	61	75	74,229	8	178
17	0	0	0	0	0	0	2	2	0	0	6
18	0	0	3	4,250	0	0	65	68	4,250	0	62
19	0	0	7	14,795	2	6,190	39	48	20,985	2	112
20	4	33,951	7	20,200	5	144,776	43	59	198,927	4	69
21	4	985	6	2,372	0	0	21	31	3,357	1	87
22	1	20	2	1,436	1	2,577	6	10	4,033	0	29
32	0	0	0	0	0	0	3	3	0	0	13
33	0	0	4	620	2	119,600	4	10	120,220	0	27
34	1	171	2	143	1	21,580	11	15	21,894	2	57
35	0	0	1	27	0	0	0	1	27	0	26
36	1	41,220	1	45,500	1	750	1	4	87,470	0	1
Total	36	416,658	452	3,014,303	72	4,996,261	927	1,487	8,427,222	36	2,300

1 Totals do not include trucked waste permits and are based on the current data available in the program's data system and expected to change once an extensive review of the industrial user inventory has been completed.

2 Industrial Wastewater (IW) flows are not metered at all facilities. The flows reported here are based on the information available at each industry and include data from meters, calculations, and estimates.

3 The SBWRP inventory of permits are located in parts of areas 12, 13, and 36.

3.12 PROGRAM INSPECTION AND MONITORING REQUIREMENTS

When an application for a new permit is received, a site inspection of the discharger's facility and operations is conducted to identify and characterize wastewater flows and pollutants; obtain process information; determine applicable federal pretreatment standards, if any; locate discharge points where limits apply and compliance will be determined; and communicate permit requirements, such as Standard Conditions, General and Specific Prohibitions, and site-specific sampling, analysis, and reporting requirements.

SIU permits: After a permit is issued, the IWCP sampling workgroup makes periodic unannounced site visits to collect samples of the permittee's discharge over a 24-hour period, using automatic samplers; grab samples are collected to determine compliance with discharge standards for grease and oil, total toxic organics, cyanide, and pH. Samples are collected, preserved, and analyzed in accordance with requirements set forth at 40 CFR Part 136. Analytical results are used to determine compliance status, identify operational and housekeeping problems, and evaluate effectiveness of pretreatment equipment. Annual inspections are performed at all SIU facilities to evaluate on-going process and pretreatment operations and maintenance, identify operational changes requiring a permit amendment, evaluate the need for a slug control plan, and maintain the industry's awareness of Permit requirements. SIUs also have self-monitoring (sampling and analysis) and reporting requirements as conditions of their permits.

Non-SIU permits: Permits include local limits or best management practices and semi-annual certification requirements. Sampling and analyses are performed to determine compliance with limits.

3.13 INDUSTRIAL WASTE SAMPLING AND ANALYTICAL SERVICES

In addition to industry monitoring, the City's Environmental Monitoring and Technical Services (EMTS) Division sampling and laboratory services sections continue to:

- Conduct quarterly collection system sampling and analyses to provide data for the reevaluation of the local limits
- Conduct quarterly sampling and analyses of wastewater from the participating agencies to determine their respective sewage-strength contributions for billing purposes
- Conduct monitoring of trucked liquid waste discharges during open hours (72 hours/week) at Pump Station 1 (PS1)

3.14 SUMMARY OF SAMPLING AND INSPECTION STATISTICS

EMTS Sampling and laboratory services performed for industrial facilities included unannounced sampling visits, collecting samples, and performing pollutant analyses. Inspections and site assessments included tasks such as: initial inspections, annual inspections, renewal inspections, billing surcharge inspections, complaint investigations, rainwater diversion inspections, stormwater inspections, compliance inspections, site closure/permit inactivation assessments, and batch discharge site assessments. The sampling and inspection statistics for the last 10 years are presented in the table below.

Table 3.14-1
SUMMARY OF ROUTINE SAMPLING, CERTIFICATION AND INSPECTIONS

Action / Year	2012	2013	2014	2015	2016	2017	2018	2019	2020	2021
Facility inspections & site assessments	794	611	545	595	495	343	367	623	2,209	5,486
Unscheduled sampling events	1,971	2,241	2,050	1,597	1,736	1,587	1,458	1,391	950	1,042
Program samples collected	5,146	5,100	4,639	3,826	3,948	3,812	3,686	3,437	2,419	2,537
Program analyses performed	17,343	18,543	18,538	16,849	9,886	16,161	16,258	15,752	9,035	7,361
Self-Monitoring samples	3,127	2,880	2,643	2,547	2,535	2,791	2,847	2,842	2,471	2,278
Self-certifications	1,102	1,039	946	978	1,033	1,180	1,197	1,117	909	1,021
Self-Monitoring analyses and data evaluated by IWCP	14,008	12,961	12,245	12,127	11,637	12,335	13,217	13,128	13,054	12,194

3.15 TRUCKED WASTE PERMITS

Industrial trucked wastes originate from sources such as landfill leachate/condensate, dewatering of grease trap wastes, ship maintenance and repair, and private treatment system sludge disposal. The generator of the waste stream is permitted as an Industrial Trucked Waste Generator, and contracted haulers are permitted as Industrial Trucked Waste Haulers. Domestic wastes originate from portable toilets (construction sites, public events), sewage holding tanks, and septic tanks (non-sewered residences). Domestic Waste Hauler permits are issued to these haulers. The designated discharge point to the POTW for all hauled wastes is at Pump Station 1 (PS1) on Harbor Drive. The total number of permits issued this year, the business names and type of permit are listed on page 3-63.

Approximately 60 million gallons of domestic and industrial wastes are received annually at PS1 from trucked waste haulers. Grease trap water was received after separation of grease, solids, and oils; this volume is decreasing as facilities that treat grease trap wastes are gaining sewer access, where they directly discharge to the collection system sewer instead of hauling the waste streams via trucks to PS1. Sludge and high strength waste streams were received from landfills, other POTWs, water treatment plants, and Indian reservations. All truckloads are logged in at the pump station and monthly billings are prepared by program staff to recover costs of treatment and disposal. Monthly volumes of trucked wastes received at PS1 during the period covered in this report are shown in Trucked Waste Discharge totals per month and Trucked Industrial Discharge totals per month by Type are shown on pages 3-67 and 3-68, respectively.

In addition to the hauled liquid wastes received at PS1, approximately 18.1 million gallons of hauled domestic wastes were received by the El Cajon Department of Public Works.

Facilities Discharging to Treatment Plant 1 that became SIUs in 2021

Report run on: Monday, January 3, 2022 12:15 pm

Class 1

Facility	Permit	Name	Pmt Iss Dt	Comments
03-1024	02-A	PolyPeptide Laboratories San Diego	01-Dec-2021	C1 pharmaceutical mfrg (chemical synthesis). Q SM @ conns 100 (R&D BMPs) & 110 (CN/cert option). SA PM at conn 110 via Att-N for CN(T) and metals (overview). Issued 10 Nov 2021. jas
22-0092	01-A	Valley Powder Coating Inc	01-Jul-2021	IU performs core etching & conversion coating ops and associated processes under 433.17. Q-SM for flows, pH, metals, CN, and TTO/TTO cert. Program for the same pollutants. Includes 90 day compliance report requirements. Issued 30 Jun 2021. jas
03-0801	04-A	Cue Health Inc	01-Feb-2021	C1 CIU with etching, plating, and associated MF ops subject to 40CFR 433.17. Glassware washing also performed and subject to BMPs. Q- SM for metals and TTO @ C110, biohaz and solvent certs @ C100. Issued 28 Jan 2021. jas

Class count: 3

Class 2

Facility	Permit	Name	Pmt Iss Dt	Comments
04-0569	01-A	UT; SC Valley Engineering Inc	06-Oct-2021	C2 Flow SIU; C100 M-SM for flow reporting and POCs (COD, TSS, Pet HCs/TPH, Bnz & BTEX); Q-PM for POCs. C200 same except only POCs are COD and TSS. - BDI/JAS
19-0411	01-A	UT; Chevron Gas Station	04-Feb-2021	C2 flow SIU with no free product. M-SM of Max/Min FRs/meter read dates, Imported total flow, COD, O&G, TPH option, TSS, bnz, & BTEX. M-IWCP monitoring for COD, O&G, TPH, TSS, bzn, & BTEX.
19-0412	01-A	UT; Arcadis US Inc	04-May-2021	C2 GW SIU with M SM for flow parms, COD & TSS, and Q SM and program monitoring for pollutants (O&G, TPH diesel, PCE, TCE, TCDD, phentaphenol, and Arsenic). jas
13-0530	01-A	UT; ETIC Engineering Inc	17-May-2021	C2 SIU - GW remediation with free product. M SM for flow parms, auto shutdown rpt, and COD/TSS with Q SM and program monitoring for pollutants: flashpoint, TPH/PHC, benzene, BTEX, chloroform, and 1,2-Dichloroethane. FR approved by CoCV. jas
04-0569	01-B	UT; SC Valley Engineering Inc	10-Nov-2021	Amended to remove FSNs restricted to < 250 gpm and increase max flow rates to 250 gpm. Remains C2 Flow SIU; C100 M-SM for flow reporting and POCs (COD, TSS, Pet HCs/TPH, Bnz & BTEX); Q-PM for POCs. C200 same except only POCs are COD and TSS. - BDI/JAS

Class count: 5

Class 3

Facility	Permit	Name	Pmt Iss Dt	Comments
34-0133	01-A	UT; Growth Development Marketing Inc	12-Jul-2021	GW construction dewatering - no contamination (> 25,000 gpd). 1 yr C3 SIU permit w/ M SM reporting for meter reads, imported flow, & max/min flow rates. PA does not require COD/TSS, therefore no monitoring. jas

Facilities Discharging to Treatment Plant 1 that became SIUs in 2021

Report run on: Monday, January 3, 2022 12:15 pm

Class 3

Facility	Permit	Name	Pmt Iss Dt	Comments
10-0595	01-A	UT; Cass Arrieta	20-May-2021	Class 3 Flow SIU w no pollutants. M SM for reporting parms (meter reads/dates, imported flow, max/min flow rates) and COD and TSS, Q PM for COD and TSS. jas
12-0312	01-A	Revolve Laundry San Diego LLC	01-Apr-2021	Class 3 commercial laundry with > 25K gpd; Att-C requirements to install sampling reservoir and meter for flow proportioned monitoring and purchase capacity. Issued 30 Mar 2021. jas
20-0304	01-A	UT; Blue Pacific Engineering and Construction	13-Aug-2021	C3 Flow SIU. PM overview for TDS & Mn. M SM for meter reads/dates, max/min flow rates, and imported flow. Included requirement for submitting pumping schedule to the City of Poway Engineering Inspector. jas
33-0077	01-A	UT; Granite Construction - Lindo Lake Project	20-May-2021	Class 3 Flow SIU w no pollutants. M SM for reporting parms (meter reads/dates, imported flow, max/min flow rates) and COD and TSS, Q PM for COD and TSS. jas
11-0609	01-A	UT; Blue Pacific Engineering and Construction	17-Jun-2021	Class 3 flow SIU w no pollutants. City of Chula Vista but manhole is owned by CoSD. Monthly monitoring for COD, TSS, imported flow, min & max flow rates, and meter reads.
08-0649	01-A	UT; Burns & McDonnell	21-Sep-2021	C3 flow SIU performing hydrostatic testing using potable water from construction meter. M SM for flow reporting and billing only (meter reads, IF, and max/min FRs) as no POCs/PM. - BDI Prepared for issuance under ESC Super signature. jas
05-1351	01-A	UT; Flatiron West Inc	23-Nov-2021	C3 flow SIU w/settling only as no POCs. M SM for meter reads, IF, max/min FRs, COD and TSS. Q PM for COD & TSS. -bdi&jas
10-0597	01-A	UT; Orion Construction Corporation	18-May-2021	Class 3 Flow SIU w no pollutants. M SM for reporting parms (meter reads/dates, imported flow, max/min flow rates) and M SM & PM for COD and TSS. jas

Class count: 9

Total count: 17

SIU Permits Discharging to Treatment Plant 1 Inactivated in 2021

Report run on: Monday, January 3, 2022 12:16 pm

Class 2

<i>Facility</i>	<i>Permit</i>	<i>Name</i>	<i>Pmt Inact Dt</i>		<i>Reason</i>
19-0412	01-A	UT; Arcadis US Inc	01-Jul-2021		OOB
06-0414	02-A	UT; SDSU Mission Valley Site Development	09-Jul-2021		Pretreatment system has been removed and connection to sewer removed.
07-0170	08-A	UT; Phillips 66 Site 1467	27-May-2021		OOB
05-1284	01-B	UT; San Diego Gas and Electric	04-Jun-2021		Project completed and all connections to sewer removed.
16-0727	07-A	UT; Thrifty Oil Company # 420	29-Jan-2021		
04-0513	02-A	UT; Ortiz Corporation	27-May-2021		OOB
19-0411	01-A	UT; Chevron Gas Station	07-Sep-2021		OOB as of 30-Jul-2021
08-0620	01-A	UT; KTA Construction Inc	25-Jan-2021		
16-0817	03-A	UT; Sukut Construction	01-Mar-2021		OOB

Class count: **9**

Class 3

<i>Facility</i>	<i>Permit</i>	<i>Name</i>	<i>Pmt Inact Dt</i>		<i>Reason</i>
10-0595	01-A	UT; Cass Arrieta	31-Aug-2021		OOB
34-0133	01-A	UT; Growth Development Marketing Inc	30-Jul-2021		
11-0571	03-A	UT; Metro Center LLC	27-May-2021		OOB
13-0619	01-A	UT; CCL Contracting LLC	29-Jan-2021		Customer withdrew application per SEC

Class count: **4**

Total count: **13**

SIUs Discharging to Treatment Plant 1 that became NonSIUs in 2021

Report run on: Wednesday, February 2, 2022 9:06 am

Class 1

<i>Facility</i>	<i>Permit</i>	<i>Name</i>	<i>Pmt Inact Dt</i>	<i>Reason</i>
13-0161	06-A	Rohr Inc a UTC Aerospace Systems Company	13-May-2021	MF operations discontinued. Changed to Class 4
12-0202	04-A	Spec-Built Systems Inc	09-Sep-2021	Discharge of industrial wastewater discontinued; reclassified to Class 4C with zero discharge certification requirements.

Class count: 2

Class 3

<i>Facility</i>	<i>Permit</i>	<i>Name</i>	<i>Pmt Inact Dt</i>	<i>Reason</i>
33-0069	01-A	Atlas Pumping	31-Jan-2021	

Class count: 1

Total count: 3

Flow decreased to < 12,000 gpd; reclassified as a non-SIU.

SIUs that are discharging under a BMR

Report run on: Monday, January 3, 2022 12:13 pm

<i>Name</i>	<i>Facility</i>	<i>BMR Received</i>	<i>Required</i>
AP Precision Metals	12-0144	17-Apr-2001	Y
ATK Space Systems Inc	03-0115	01-Dec-1992	Y
Action Powder Coating LLC	03-0717	21-Sep-1993	Y
Alphacoat Finishing LLC	03-0920	20-Jan-1999	Y
Anocote Metal Finishing Inc	03-1017	02-Sep-2004	Y
Chromalloy San Diego	05-0985	14-Dec-2009	Y
		07-Dec-2011	Y
Compucraft Industries Inc	21-0252	07-Sep-2001	Y
Creative Metal Industries	21-0248	22-Aug-2000	Y
Cue Health Inc	03-0801	22-Jan-2021	Y
GKN Aerospace Chem-tronics Inc	16-0520	03-Dec-1992	Y
Garvin Industries	16-0033	23-Nov-2001	Y
General Dynamics NASSCO	11-0051	03-Dec-1992	Y
Golden State Metal Finishing	34-0070	26-Jan-2005	Y
Harcon Precision Metals Inc	12-0244	17-Jun-2010	Y
IriSys LLC	03-0779	17-Apr-2015	Y
K-Tube Corporation	20-0122	07-Jan-2006	Y
Kraft Heinz Foods Company	12-0154	30-Aug-2002	N
Kyocera International Inc	06-0058	12-Nov-1992	Y
L & T Precision Corporation	20-0109	21-Jun-2002	Y
Otay Mesa Energy Center LLC	36-0001	20-Jun-2007	Y
		12-Mar-2007	Y
Pacira Pharmaceuticals Inc	02-0762	23-Jul-1997	Y
		26-Jul-2004	Y
PolyPeptide Laboratories San Diego	03-1024	09-Apr-2002	Y
Somacis Inc	20-0043	09-Jun-1997	Y
Stallergenes Greer dba Allermed Laboratories Inc	05-0684	13-Nov-1992	Y
Suneva Medical Inc	02-0518	02-Sep-2005	Y
TTM Technologies Inc - San Diego Division	05-0997	22-Feb-1982	Y
The Argen Corporation	02-0582	30-Nov-1992	Y
USN;Naval Base Coronado - NASNI	08-0018	30-Nov-1992	Y
Valley Metals	20-0108	19-Nov-1998	Y
Valley Powder Coating Inc	22-0092	31-May-2021	Y
Veridiam Inc	16-0348	01-Feb-2000	Y
nVent - Schroff Inc	03-1203	12-Oct-2018	Y

Count: 32

SIU Facilities Federal Category, Process, and Pretreatment Technology by Connection Treatment Plant 1

Report run on: Monday, January 3, 2022 12:42 pm

<i>Facility Permit</i>	<i>Name</i>	<i>IW Discharged (gpd)</i>	<i>Conn</i>	<i>Principle Process</i>	<i>Federal/ Local</i>	<i>CFR Part</i>	<i>CFR Section</i>	<i>Order</i>	<i>Pre Treat Code</i>	
02-0112 06-B	University of California San Diego	377,658	100	Overview - Muir & Revelle Colleges	Local	132		1	HAUL	
								2	SOURCE	
									3	1CRC
									4	DIVRTA
			200	Overview - Med School	Local	132		1	HAUL	
								2	SOURCE	
								3	1CRC	
			300	Overview - Northeast Campus	Local	132		1	HAUL	
								2	SOURCE	
								3	1CRC	
								4	DIVRTA	
								1	SOURCE	
					2	HAUL				
					1	HAUL				
					2	SOURCE				
					3	1CRC				
					1	HAUL				
					2	SOURCE				
					3	1CRC				
					1	HAUL				
					2	SOURCE				
					3	1CRC				
02-0332 07-A	Pall Filtration & Separations Group Inc	50,550	100	Lateral	Local			1	SOURCE	
			110	Membrane mfg	Local			1	SOURCE	
02-0518 06-A	Suneva Medical Inc	979	100	Sewer Lateral	Local	132		1	SOURCE	
								2	HAUL	
								3	PH	
			110	Pharmaceutical Manufacturing	Federal	439	.27	1	SOURCE	
						439	.47	2	HAUL	
								3	PH	
02-0582 07-A	The Argen Corporation	110	100	Sewer Lateral	Local					
			110	Precious Metals Forming	Federal	471	.45	1	SETTLE	
								2	PH	
								3	FILT-O	
								4	ADS-C	
								5	IX	
			130	Ti anodizing - Zero generation	Local					
02-0762 06-A	Pacira Pharmaceuticals Inc	32,690	100	Building 1 lateral	Local			1	SOURCE	
			110	Pharmaceutical mfg	Federal	439	.47	1	SPAR-A	
								2	PH	
								3	ADS-R	
								4	STRP-S	
03-0115 07-A	ATK Space Systems Inc	190	100	Bulidings 2 and 3	Local	132		1	RECYL	
								2	HAUL	

SIU Facilities Federal Category, Process, and Pretreatment Technology by Connection Treatment Plant 1

Report run on: Monday, January 3, 2022 12:42 pm

<i>Facility Permit</i>	<i>Name</i>	<i>IW Discharged (gpd)</i>	<i>Conn</i>	<i>Principle Process</i>	<i>Federal/ Local</i>	<i>CFR Part</i>	<i>CFR Section</i>	<i>Order</i>	<i>Pre Treat Code</i>					
03-0115 07-A	ATK Space Systems Inc	190	100	Abrasive Jet Machining	Federal	433	.17	3	SOURCE					
								1	CENT					
03-0270 04-A	Ballast Point Brewery Miramar	79,955	100	Industrial & dilute	Local			2	UF					
								1	SCREEN					
								2	SETTLE					
								3	FILT-O					
								4	PH					
03-0347 05-B	Sungear	20	100	Sanitary and industrial	Local			5	HAUL					
								1	SOURCE					
								2	HAUL					
								1	PH					
								2	SOURCE					
03-0717 09-A	Action Powder Coating LLC	1,500	110	Coating / cleaning	Federal	433	.17	3	HAUL					
								1	EQUAL					
03-0779 05-A	IriSys LLC	285	100	Sanitary & industrial WW	Local			2	SETTLE					
								1	SOURCE					
								110	Elixir tank cleaning	Federal	439	.47	1	HAUL
								120	CIP of the tablet formulation equipment	Federal	439	.47	1	HAUL
								130	Small scale manufacturing	Local	439	.47	1	HAUL
03-0801 04-A	Cue Health Inc	125	100	Industrial & sanitary	Local			140	Compounding/mixing and formulation	Federal		1	HAUL	
								2	SOURCE					
								1	HAUL					
								2	SOURCE					
								3	EVAP					
03-0920 06-A	Alphacoat Finishing LLC	492	110	Automation cell sanitation	Federal	433	.17	4	RECYL					
								1	SOURCE					
								110	Metal Finishing	Federal	433	.17	1	PH
03-0966 04-A	WC IPA LLC	14,989	110	Industrial Discharges from Brewing	Local			2	BATCH					
								3	P&S					
								4	CR					
								1	SETTLE					
03-1017 04-A	Anocote Metal Finishing Inc	110	110	Etch, anodize, and cleaning rinses	Federal	433	.17	2	PH					
								3	FILT-O					
								1	PH					
03-1024 02-A	PolyPeptide Laboratories San Diego	800	100	Industrial and sanitary	Local			2	EQUAL					
								1	SOURCE					
03-1070 05-A	Johnson Matthey Medical Products	280	100	Building 1 sewer lateral	Local			2	HAUL					
								1	SOURCE					

SIU Facilities Federal Category, Process, and Pretreatment Technology by Connection Treatment Plant 1

Report run on: Monday, January 3, 2022 12:42 pm

<i>Facility Permit</i>	<i>Name</i>	<i>IW Discharged (gpd)</i>	<i>Conn</i>	<i>Principle Process</i>	<i>Federal/ Local</i>	<i>CFR Part</i>	<i>CFR Section</i>	<i>Order</i>	<i>Pre Treat Code</i>				
03-1070 05-A	Johnson Matthey Medical Products	280	110	Parts cleaning, tumbling	Federal	433	.17	1	SETTLE				
										2	ELBOW		
								3	SOURCE				
								4	HAUL				
			200	Building 2 sewer lateral	Local			1	SOURCE				
								2	HAUL				
								3	SETTLE				
03-1203 02-A	nVent - Schroff Inc	352	100	Industrial and sanitary	Local	132		2	SOURCE				
												1	SOURCE
				Tumble deburring	Federal			2	FILT-O				
								1	HAUL				
03-1300 02-A	JDZ Inc DBA AleSmith Brewing Company	9,733	110	Machining (coolant), heat treat (quench)	Local	433	.17	1	HAUL				
												2	SOURCE
				Industrial Discharges from Brewing	Local			3	FILT-O				
								4	SETTLE				
								1	PH				
03-1338 03-A	Saint Archer Brewing Company	14,000	110	Brewery	Local			1	SETTLE				
								2	SCREEN				
								3	PH				
03-1380 02-A	Santier Inc	139	110	Metal Finishing / Surface Treatment	Federal	433	.17	1	BATCH				
								2	P&S				
								3	COAG				
								4	FLOC				
								5	SD-FP				
								6	FILT				
								7	EVAP				
								8	HAUL				
								9	IX				
								10	RECYL				
04-0569 01-B	UT; SC Valley Engineering Inc	720,000	100	Construction dewatering	Local	101		1	SETTLE				
												2	ADS-C
				Construction dewatering	Local			1	SETTLE				
05-0684 07-A	Stallergenes Greer dba Allermed Laboratories Inc	60	130	Wash/sterilize glassware	Federal	439	.26						
				140	Glassware/equip wash			Federal					
				150	Media prep/tube wash	Federal							
05-0985 05-A	Chromalloy San Diego	308	100	Sewer Lateral	Local			1	ZERO				
												2	HAUL
				130	FPI testing	Federal							
				140	FPI testing for Snecma	Federal							
05-0997 06-A	TTM Technologies Inc - San Diego	10,100	220	PCB Manufacturing	Federal	433	.17	1	BATCH				

SIU Facilities Federal Category, Process, and Pretreatment Technology by Connection Treatment Plant 1

Report run on: Monday, January 3, 2022 12:42 pm

<i>Facility Permit</i>	<i>Name</i>	<i>IW Discharged</i>	<i>Conn</i>	<i>Principle Process</i>	<i>Federal/Local</i>	<i>CFR Part</i>	<i>CFR Section</i>	<i>Order</i>	<i>Pre Treat Code</i>								
05-0997 06-A	TTM Technologies Inc - San Diego Division	10,100	220					3	EW								
								4	EQUAL								
								5	PH								
				221	Gold Electro Plating	Federal	433	.17	1	REC							
								2	IX								
05-1019 06-B	USN;Marine Corps Air Station Miramar	22,400	100	222	Immersion Gold	Federal	433	.17	1	REC							
								2	IX								
				230	Film Developing	Local	130		1	HAUL							
05-1250 03-A	UT; 7510 Hazard LLC	921,600	100	Construction dewatering	Local	101		1	SETTLE								
								05-1351 01-A	UT; Flatiron West Inc	576,000	100	Construction dewatering	Local	101		1	SETTLE
								06-0058 07-A	Kyocera International Inc	23,650	130	Ni plating, cleaning	Federal	433	.17	1	FLOC
																2	THCK-G
																3	SD-FP
				4	FILT												
				5	PH												
08-0008 07-A	UT; USN NBPL Defense Fuel Support Point	54,000	210	Fuel recovery	Local	101		6	UF								
								131	Au plating	Federal	433	.17	1	CN			
												2	PH				
												3	FLOC				
												1	SETTLE				
08-0018 07-A	USN;Naval Base Coronado - NASNI	156,585	100	NASNI Pump Station	Local			2	O/W								
								220	Groundwater remediation	Local	101		3	DAF+C			
												1	EQUAL				
												2	O/W				
												3	SAND				
				4	FILT-O												
				5	RO												
08-0018 07-A	USN;Naval Base Coronado - NASNI	156,585	100	NASNI Pump Station	Local			1	BATCH								
								120	IWTP @ NASNI	Federal	433	.17	2	CHOX-O			
												3	CR				
												4	P&S				
												5	PH				
												6	SAND				
												7	ADS-C				

SIU Facilities Federal Category, Process, and Pretreatment Technology by Connection Treatment Plant 1

Report run on: Monday, January 3, 2022 12:42 pm

<i>Facility Permit</i>	<i>Name</i>	<i>IW Discharged (gpd)</i>	<i>Conn</i>	<i>Principle Process</i>	<i>Federal/ Local</i>	<i>CFR Part</i>	<i>CFR Section</i>	<i>Order</i>	<i>Pre Treat Code</i>
08-0018 07-A	USN;Naval Base Coronado - NASNI	156,585	120					8	SD-BF
							9	HAUL	
			123	CN Treatment @ IWTP	Federal	433	.17	1	CN
			140	Engine Test Cell Cleaning	Federal	433	.15	1	ELBOW
			150	Oil Recovery Plant	Federal	433	.17	1	EQUAL
								2	O/W
								3	PPT
								4	DAF
								5	SD-FP
						160	Hydrostatic testing	Federal	433
			180	Pump/valve/hose testing	Federal	433	.17		
			190	Aircraft Test Pad Cleaning	Federal	433	.15	1	O/W
			799	Contaminated Stormwater	Local			1	ELBOW
08-0600 06-B	UT; Granite Construction Company	216,000	100	construction dewatering	Local	101		1	SETTLE
							2	FILT-O	
							3	ADS-C	
							4	FILT	
			200	construction dewatering	Local	101		1	SETTLE
								2	FILT-O
								3	ADS-C
								4	FILT
08-0649 01-A	UT; Burns & McDonnell	360,000	100	Hydrostatic testing water	Local	101			
09-0001 07-A	AlSCO Inc	37,334	100	Commercial Laundry	Local	133		1	SETTLE
							2	EQUAL	
							3	SCREEN	
							4	ELBOW	
09-0947 02-A	UT; Arcadis US Inc	22,000	100	GW construction w/contamination	Local	101		1	SETTLE
							2	FILT-O	
							3	ADS-R	
							4	EVAP	
							5	HAUL	
							6	ADS-C	
			110	Opt/Amb regeneration	Local	101		1	EVAP
								2	COOL
								3	HAUL
								4	ADS-C
09-1013 03-A	UT; IQHQ RaDD I LLC	26,640	100	Construction dewatering	Local	101		1	SETTLE
								2	FILT-O
								3	ADS-C
09-1018 01-B	UT; Holland Partner Group	144,000	100	Construction Process Water	Local	101		1	SETTLE

SIU Facilities Federal Category, Process, and Pretreatment Technology by Connection Treatment Plant 1

Report run on: Monday, January 3, 2022 12:42 pm

<i>Facility Permit</i>	<i>Name</i>	<i>IW Discharged (gpd)</i>	<i>Conn</i>	<i>Principle Process</i>	<i>Federal/ Local</i>	<i>CFR Part</i>	<i>CFR Section</i>	<i>Order</i>	<i>Pre Treat Code</i>
09-1018 01-B	UT; Holland Partner Group	144,000	100					2	PH
								3	FILT-O
								4	ADS-C
10-0597 01-A	UT; Orion Construction Corporation	68,000	100	Construction dewatering	Local	101		1	SETTLE
11-0016 06-B	USN;Naval Base San Diego	14,587	100	USN8 SWW: Piers 6, 7, 8 & Mole Pier	Local	134			
			200	Medical/Dental Clinics, Gym	Local				
			300	Auto Hobby Shop	Local			1	ELBOW
								2	SETTLE
								3	HAUL
			400	Vehicle Maint	Local			1	ELBOW
								2	RECYL
								3	HOLD
								4	HAUL
			500	Steam Clean, Hydrotest, Hydroblast	Local			1	ELBOW
								2	SETTLE
								3	HAUL
			600	NEX Car Wash; Engine cleaning	Local			1	ELBOW
								2	SETTLE
								3	HAUL
			799	Vault dewatering	Local				
			810	USN6 SWW: Piers 1 & 2, Quay Wall	Local	134			
			820	USN7 SWW: Piers 3, 4, 5, Graving Dock	Local	134		1	HOLD
			830	NC4M SWW: Piers 10, 12, 13	Local	134			
			850	Bilge and Oily Waste Treatment	Local	134		1	SCREEN
								2	EQUAL
								3	O/W
								4	PLATE
								5	PPT
								6	DAF
								7	THCK-G
								8	SD-FP
								9	HAUL
			900	Fire Fighting School	Local			1	SAND
11-0051 07-A	General Dynamics NASSCO	73,101	200	Bilge/Ballast/New Construction	Local			1	SETTLE
								2	O/W
			300	Overview - West End of Yard	Local				
			310	WWTF Effluent	Federal	433	.17	1	O/W
								2	PH

SIU Facilities Federal Category, Process, and Pretreatment Technology by Connection Treatment Plant 1

Report run on: Monday, January 3, 2022 12:42 pm

<i>Facility Permit</i>	<i>Name</i>	<i>IW Discharged</i>	<i>Conn</i>	<i>Principle Process</i>	<i>Federal/</i>	<i>CFR</i>	<i>CFR</i>	<i>Order</i>	<i>Pre Treat</i>
		<i>(gpd)</i>			<i>Local</i>	<i>Part</i>	<i>Section</i>		<i>Code</i>
11-0051 07-A	General Dynamics NASSCO	73,101	310					3	DAF
								4	COAG
								5	SD-FP
								6	HAUL
			600	Overview - East End of Yard	Local				
			620	VTC Separator	Local			1	SETTLE
								2	O/W
			798	Stormwater	Local				
			799	Seawater	Local				
11-0189 07-A	Cintas Corporation	32,286	110	Industrial Laundering	Local	133		1	SD-FP
								2	O/W
								3	SETTLE
								5	PH
								6	HAUL
11-0321 04-A	Star Laundry Services	38,970	100	Commercial Laundry	Local	133		1	NONE
11-0398 07-A	Unifirst Corporation	28,856	110	Industrial Laundry	Local	133		1	SCREEN
								2	SETTLE
								3	LINT
								4	DAF
								5	PH
								6	HAUL
11-0444 06-A	CP Kelco	452,488	430	R&D Pilot Plant	Local	199		1	EQUAL
								2	PH
			799	Storm Water	Local				
			800	Kelco SBP & Cogen Plant processe	Local			1	PH
								2	EQUAL
11-0534 04-A	UT; City of San Diego - Storm	400,960	100	western lateral	Local	101		1	EQUAL
	Water Division		200	eastern lateral	Local	101		1	EQUAL
11-0609 01-A	UT; Blue Pacific Engineering and	1,440,000	100	Construction Dewatering	Local	101		1	SETTLE
	Construction								
12-0038 06-A	RJ Donovan Correctional Facility	13,700	100	Prison Sewer Main	Local	133		1	GRIND
								2	SCREEN
								3	SOURCE
12-0065 05-A	Emerald Textiles LLC	79,194	110	Commercial Laundry	Local	133		1	LINT
								2	SETTLE
								3	HAUL
								4	RECYL
12-0144 06-A	AP Precision Metals	100	110	Metal coating (iron phosphating)	Federal	433	.17	1	FILT-O
								2	SETTLE

SIU Facilities Federal Category, Process, and Pretreatment Technology by Connection Treatment Plant 1

Report run on: Monday, January 3, 2022 12:42 pm

<i>Facility Permit</i>	<i>Name</i>	<i>IW Discharged</i>	<i>Conn</i>	<i>Principle Process</i>	<i>Federal/Local</i>	<i>CFR Part</i>	<i>CFR Section</i>	<i>Order</i>	<i>Pre Treat Code</i>
12-0144 06-A	AP Precision Metals	100	110					3	PH
12-0154 05-A	Kraft Heinz Foods Company	102,142	110	Food Manufacturing	Local	137		1	EQUAL
								2	SCREEN
								3	DAF+C
								4	GREASE
								5	HAUL
12-0212 03-A	Tarantino Wholesale Food Distributor	14,565	100	Lateral	Local	137		1	SETTLE
								2	SCREEN
								3	HAUL
			210	Sausage manufacturing	Local	137		1	SETTLE
								2	HAUL
								3	ELBOW
12-0220 05-A	Ajinomoto Foods North America Inc	76,000	110	Food manufacturing	Local	137		1	EQUAL
								2	SCREEN
								3	DAF+C
								4	SD-FP
12-0244 03-A	Harcon Precision Metals Inc	70	110	Conversion coating & assoc processes	Federal	433	.17	1	PH
								2	MIXER
								3	SETTLE
								4	HAUL
								5	EVAP
12-0275 03-A	Jensen Meat Company Inc	18,478	110	Meat processing, cleaning/sanitizing	Local	137		1	SCREEN
								2	ELBOW
								3	SETTLE
								4	HAUL
								5	DIVRTA
12-0283 03-A	Spectex Inc dba Specialty Textile Services	47,853	110	Commerical Laundry	Local	133		1	SETTLE
								2	LINT
								3	UF
								4	HAUL
12-0285 03-A	US General Services Administration - SYLPOE	50	110	Waste activated sludge	Local			1	SCREEN
								2	EQUAL
								3	BIO-AS
			120	Untreated wastewater	Local			1	SCREEN
			130	Treated wastewater	Local			1	SCREEN
								2	EQUAL
								3	BIO-AS
								4	UF
								5	UV
								6	HAUL
								7	OZONE

SIU Facilities Federal Category, Process, and Pretreatment Technology by Connection Treatment Plant 1

Report run on: Monday, January 3, 2022 12:42 pm

<i>Facility Permit</i>	<i>Name</i>	<i>IW Discharged (gpd)</i>	<i>Conn</i>	<i>Principle Process</i>	<i>Federal/ Local</i>	<i>CFR Part</i>	<i>CFR Section</i>	<i>Order</i>	<i>Pre Treat Code</i>		
13-0454 07-C	UT; Innovative Environmental Solutions	14,710	100	GW remediation: gas w/FP	Local	101		1	SETTLE		
							2	O/W			
			200	GW remediation: gas w/FP	Local	101		3	FILT-O		
								4	ADS-C		
13-0530 01-A	UT; ETIC Engineering Inc	28,800	100	Groundwater remediation	Local	101		1	O/W		
								2	SETTLE		
								3	FILT-O		
								4	ADS-C		
13-0549 03-A	UT; Brenntag Pacific Inc	10,080	100	Groundwater remediation	Local	101		5	HAUL		
								1	O/W		
								2	SETTLE		
								3	CENT		
								4	BIO+O2		
								5	FILT-O		
16-0033 06-A	Garvin Industries	37	110	Cleaning / Iron Phosphating / Sealing	Federal	433	.17	6	ADS-C		
								1	PH		
								2	HAUL		
16-0348 05-A	Veridium Inc	2,378	110	Metal Forming/Cleaning	Federal	433	.15	3	SETTLE		
								1	EQUAL		
								2	PH		
								3	P&S		
								4	SD-FP		
								5	RECYL		
								6	BATCH		
7	HAUL										
16-0520 06-A	GKN Aerospace Chem-tronics Inc	35,850	120	X-ray Processing	Local	130		1	ERU+2		
			110	MF and associated operations	Federal	433	.17	1	EQUAL		
						433	.15	2	FLOC		
						130		3	P&S		
								4	PH		
								5	HAUL		
					210	MF and associated operations	Federal	433	.17	1	EQUAL
								130		4	PH
					433	.15					
		410	Chembrite rinses & labs	Federal	433	.17	1	PH			
		420	Steam cleaning and hydrotesting	Federal	433	.17	1	SETTLE			

SIU Facilities Federal Category, Process, and Pretreatment Technology by Connection Treatment Plant 1

Report run on: Monday, January 3, 2022 12:42 pm

<i>Facility Permit</i>	<i>Name</i>	<i>IW Discharged (gpd)</i>	<i>Conn</i>	<i>Principle Process</i>	<i>Federal/ Local</i>	<i>CFR Part</i>	<i>CFR Section</i>	<i>Order</i>	<i>Pre Treat Code</i>	
16-0520 06-A	GKN Aerospace Chem-tronics Inc	35,850	420					2	ELBOW	
				430	X-ray processing	Local	130		1	RECOV
				450	Steam clean, dye pen testing	Federal	433	.17	1	ELBOW
				460	Dye penetrant testing	Federal	433	.17	1	ELBOW
				510	Dye penetrant testing	Federal	433	.17	1	ELBOW
16-0565 12-A	UT; Thrifty Oil Company # 043	15	100	Groundwater Remediation	Local	101		1	FILT-O	
								2	ADS-C	
								3	SETTLE	
								4	HAUL	
16-0785 06-A	UT; Ametek Inc	29,100	100	Groundwater Remediation	Local	101		1	EQUAL	
								2	STRP-A	
								3	UV	
								4	SETTLE	
								5	FILT-O	
20-0043 07-A	Somacis Inc	32,108	110	PCB mfg	Federal	433	.17	6	ADS-C	
								1	IX	
								2	EW	
								3	BATCH	
								4	RECYL	
								5	PH	
								6	FLOC	
								7	FILT-O	
								8	SD-FP	
								9	HAUL	
								1	RECOV	
								2	CN	
20-0108 06-A	Valley Metals	897	110	Metal forming/finishing	Federal	433	.17	1	UF	
								2	FILT	
								3	PH	
								4	P&S	
								5	O/W	
								6	SETTLE	
								8	SPAR-A	
								9	DEAD	
								10	RECYL	
								11	PPT-F	
								12	HAUL	
			120	X-ray processing	Local	130		1	RECOV	
								2	3CRC	

SIU Facilities Federal Category, Process, and Pretreatment Technology by Connection Treatment Plant 1

Report run on: Monday, January 3, 2022 12:42 pm

<i>Facility Permit</i>	<i>Name</i>	<i>IW Discharged (gpd)</i>	<i>Conn</i>	<i>Principle Process</i>	<i>Federal/ Local</i>	<i>CFR Part</i>	<i>CFR Section</i>	<i>Order</i>	<i>Pre Treat Code</i>
20-0109 07-A	L & T Precision Corporation	35	120	Silkscreen Cleaning	Federal	433	.17	1	NONE
20-0122 05-A	K-Tube Corporation	911	110	Power washing	Federal	433	.17	1	FILT-O
			120	Tube manufacturing	Federal	433	.17	1	FILT-O
								2	EVAP
								3	DIST
								4	PH
20-0304 01-A	UT; Blue Pacific Engineering and Construction	144,000	100	Construction dewatering	Local	101		1	SETTLE
21-0248 06-A	Creative Metal Industries	90	110	Silkscreen Cleaning	Federal	433	.17	1	NONE
21-0252 06-A	Compucraft Industries Inc	340	110	Metal finishing	Federal	433	.17	1	PH
			120	Fabrication/machining	Federal	433	.17		
21-0288 02-A	Vision Systems Inc	520	110	Etch	Federal	433	.17	1	PH
			120	Chemfilm	Federal	433	.17	1	PH
								2	CN
								3	CR
								4	PPT
								5	FILT-O
21-0331 03-A	Coating Services Group LLC	35	110	Metal Parts Cleaning	Federal	433	.17	1	HAUL
22-0092 01-A	Valley Powder Coating Inc	20	110	Industrial	Federal	433	.17	1	SETTLE
								2	PH
25-0105 33-A	Otay Landfill Inc	1,000	100	landfill leachate	Local	120		1	NONE
34-A	Otay Landfill Inc	1,000	100	landfill leachate	Local	120		1	NONE
25-0379 06-A	Pio Pico Energy Center	13,700	100	Gas Turbine Power Plant	Local	121		1	FILT
								2	THCK-G
33-0077 01-A	UT; Granite Construction - Lindo Lake Project	108,000	100	Construction dewatering	Local	101		1	SETTLE
34-0070 05-A	Golden State Metal Finishing	171	110	Treated MF Rinses	Federal	433	.17	1	PH
36-0001 04-A	Otay Mesa Energy Center LLC	41,220	100	Lateral	Local	423	.17	1	SOURCE
			110	WetSac bleed + OWS	Federal	423	.17	1	SETTLE
			140	Turbine washing	Federal	423	.17	2	PH
36-0009 02-A	Pio Pico Energy Center	750	800	Power plant	Local			1	SETTLE

SIU Facilities: Regulated Parameters by Connection Treatment Plant 1

Report run on: Monday, January 3, 2022 12:44 pm

Facility	Pmt	Name	Address	Conn	Total IW (gpd)	Parmcode	City	Self	Cat	Period	Lower Limit	Upper Limit	Units		
02-0112	06-B	University of California San Diego	9500 Gilman Dr Jolla	100	113,723	COPPER	Q	Q	L	DM	11		mg/L		
						PH	Q	Q	L	DM	5	12.5	pH		
						PH HIGHEST	Q		L	DM		12.5	pH		
						200	23,977	COPPER	Q	Q	L	DM	11	mg/L	
								PH	Q	Q	L	DM	5	12.5	pH
								PH HIGHEST	Q		L	DM		12.5	pH
						300	224,048	COPPER	Q	Q	L	DM	11	mg/L	
								PH	Q	Q	L	DM	5	12.5	pH
								PH HIGHEST	Q		L	DM		12.5	pH
						500	8,480	COPPER	Q	Q	L	DM	11	mg/L	
								PH	Q	Q	L	DM	5	12.5	pH
								PH HIGHEST	Q		L	DM		12.5	pH
600	7,430	COPPER	Q	Q	L	DM	11	mg/L							
		PH	Q	Q	L	DM	5	12.5	pH						
		PH HIGHEST	Q		L	DM		12.5	pH						
02-0332	07-A	Pall Filtration & Separations Group Inc	4116 Sorrento Valley Bl, San Diego	110	50,520	PH	Q	H	L	DM	5	12.5	pH		
02-0518	06-A	Suneva Medical Inc	5870 Pacific Center Bl, San Diego	110	969	ACETONE:P-O	Q	Q	F	DM	20700		ug/L		
									MO	8200	ug/L				
						ETHYL ACET:P-O	Q	Q	F	DM	20700	ug/L			
									MO	8200	ug/L				
						ISOP ACETATE:P-O	Q	Q	F	DM	20700	ug/L			
									MO	8200	ug/L				
						METHYLE CL:P-O	Q	Q	F	DM	3000	ug/L			
			MO	700	ug/L										
02-0582	07-A	The Argen Corporation	5855 Oberlin Dr, San Diego	110	97	N-AMYL ACET:P-O	Q	Q	F	DM	20700	ug/L			
									MO	8200	ug/L				
						PH	Q	Q	L	DM	5	12.5	pH		
						CADMIUM	Q	Q	F	DM	.19	mg/L			
									MO	.09	mg/L				
						COPPER	Q	Q	F	DM	1.08	mg/L			
									MO	.57	mg/L				
CYANIDE(T)	Q	Q	F	DM	.16	mg/L									
			MO	.07	mg/L										
02-0762	06-A	Pacira Pharmaceuticals Inc	10450 Science Center Dr, San Diego	110	32,530	SILVER	Q	Q	F	DM	.23	mg/L			
									MO	.1	mg/L				
						ACETONE:P-O	Q	Q	F	DM	20700	ug/L			
									MO	8200	ug/L				
						ETHYL ACET:P-O	Q	Q	F	DM	20700	ug/L			
			MO	8200	ug/L										
ISOP ACETATE:P-O	Q	Q	F	DM	20700	ug/L									
			MO	8200	ug/L										

SIU Facilities: Regulated Parameters by Connection Treatment Plant 1

Report run on: Monday, January 3, 2022 12:44 pm

Facility	Pmt Name	Address	Conn	Total IW (gpd)	Parmcode	City	Self	Cat	Period	Lower Limit	Upper Limit	Units
02-0762	06-A Pacira Pharmaceuticals Inc	10450 Science Center Dr, San Diego	110	32,530	METHYLE CL:P-O	Q	Q	F	DM	3000		ug/L
								MO	700		ug/L	
					N-AMYL ACET:P-O	Q	Q	F	DM	20700		ug/L
								MO	8200		ug/L	
03-0115	07-A ATK Space Systems Inc	9603 Distribution Av, San Diego	410	60	PH	Q	Q	L	DM	5	12.5	pH
					PH HIGHEST	A		L	DM	12.5		pH
					CADMIUM	Q	Q	F	DM	.11		mg/L
								MO	.07		mg/L	
					CHROMIUM	Q	Q	F	DM	2.77		mg/L
								MO	1.71		mg/L	
					COPPER	Q	Q	F	DM	3.38		mg/L
								MO	2.07		mg/L	
					CYANIDE(T)	Q	Q	F	DM	1.2		mg/L
								MO	.65		mg/L	
					LEAD	Q	Q	F	DM	.69		mg/L
								MO	.43		mg/L	
					NICKEL	Q	Q	F	DM	3.98		mg/L
								MO	2.38		mg/L	
03-0270	04-A Ballast Point Brewery Miramar	9045 Carroll Wy, San Diego	100	71,392	PH	H		L	DM	5	12.5	pH
					PH HIGHEST	H	M	L	DM	12.5		pH
					PH VIOL DAYS		M	L	DM	0		days
03-0347	05-B Sungear	8535 Arjons Dr Suite G, San Diego	110	20	CADMIUM	Q	Q	F	DM	.11		mg/L
								MO	.07		mg/L	
					CHROMIUM	Q	Q	F	DM	2.77		mg/L
								MO	1.71		mg/L	
					COPPER	Q	Q	F	DM	3.38		mg/L
								MO	2.07		mg/L	
					CYANIDE(T)	Q	Q	F	DM	1.2		mg/L
								MO	.65		mg/L	
					LEAD	Q	Q	F	DM	.69		mg/L
								MO	.43		mg/L	
					NICKEL	Q	Q	F	DM	3.98		mg/L
								MO	2.38		mg/L	
					PH	Q	Q	L	DM	5	12.5	pH
					SILVER	Q	Q	F	DM	.43		mg/L

SIU Facilities: Regulated Parameters by Connection Treatment Plant 1

Report run on: Monday, January 3, 2022 12:44 pm

Facility Pmt Name	Address	Conn	Total IW (gpd)	Parmcode	City freq	Self freq	Cat	Period	Lower Limit	Upper Limit	Units	
03-0347 05-B Sungear	8535 Arjons Dr Suite G, San Diego	110	20	SILVER	Q	Q	F	MO	.24		mg/L	
				TTO(413+433)-P	A	Q	F	DM	2130	ug/L		
				ZINC	Q	Q	F	DM	2.61	mg/L		
03-0717 09-A Action Powder Coating LLC	7949 Stromesa Ct Suite D, San Diego	110	1,500	CADMIUM	Q	Q	F	DM	.11		mg/L	
								MO	1.48	mg/L		
				CHROMIUM	Q	Q	F	DM	2.77	mg/L		
								MO	1.71	mg/L		
				COPPER	Q	Q	F	DM	3.38	mg/L		
								MO	2.07	mg/L		
				CYANIDE(T)	Q	Q	F	DM	1.2	mg/L		
								MO	.65	mg/L		
				LEAD	Q	Q	F	DM	.69	mg/L		
								MO	.43	mg/L		
				NICKEL	Q	Q	F	DM	3.98	mg/L		
								MO	2.38	mg/L		
				PH	Q	Q	L	DM	5	12.5	pH	
				PH HIGHEST	Q		L	DM		12.5	pH	
				SILVER	Q	Q	F	DM	.43	mg/L		
				MO	.24	mg/L						
				TTO(413+433)-P	S	Q	F	DM	2130	ug/L		
				ZINC	Q	Q	F	DM	2.61	mg/L		
								MO	1.48	mg/L		
03-0779 05-A IriSys LLC	6828 Nancy Ridge Dr Suite 100, San Diego	110	165	ACETONE:P-O	Q	Q	F	DM	20700		ug/L	
								MO	8200	ug/L		
				ETHYL ACET:P-O	Q	Q	F	DM	20700	ug/L		
								MO	8200	ug/L		
				ISOP ACETATE:P-O	Q	Q	F	DM	20700	ug/L		
								MO	8200	ug/L		
				METHYLE CL:P-O	Q	Q	F	DM	3000	ug/L		
								MO	700	ug/L		
				N-AMYL ACET:P-O	Q	Q	F	DM	20700	ug/L		
								MO	8200	ug/L		
				PH	Q	Q	L	DM	5	12.5	pH	
				ACETONE:P-O	Q	Q	F	DM	120	5	20700	ug/L
								MO	8200	ug/L		
				ETHYL ACET:P-O	Q	Q	F	DM	20700	ug/L		
								MO	8200	ug/L		
ISOP ACETATE:P-O	Q	Q	F	DM	20700	ug/L						
				MO	8200	ug/L						
METHYLE CL:P-O	Q	Q	F	DM	3000	ug/L						
				MO	700	ug/L						

SIU Facilities: Regulated Parameters by Connection Treatment Plant 1

Report run on: Monday, January 3, 2022 12:44 pm

<i>Facility</i>	<i>Pmt Name</i>	<i>Address</i>	<i>Conn</i>	<i>Total IW</i>	<i>Parmcode</i>	<i>City</i>	<i>Self</i>	<i>Cat</i>	<i>Period</i>	<i>Lower</i>	<i>Upper</i>	<i>Units</i>
				<i>(gpd)</i>		<i>freq</i>	<i>freq</i>			<i>Limit</i>	<i>Limit</i>	
03-0779	05-A IriSys LLC	6828 Nancy Ridge Dr Suite 100, San Diego	120	5	N-AMYL ACET:P-O	Q	Q	F	DM	20700		ug/L
									MO	8200		ug/L
					PH	Q	Q	L	DM	5	12.5	pH
			140		ACETONE:P-O	Q	Q	F	DM		20700	ug/L
									MO	8200		ug/L
					ETHYL ACET:P-O	Q	Q	F	DM		20700	ug/L
									MO	8200		ug/L
					ISOP ACETATE:P-O	Q	Q	F	DM		20700	ug/L
									MO	8200		ug/L
					METHYLE CL:P-O	Q	Q	F	DM		3000	ug/L
									MO	700		ug/L
					N-AMYL ACET:P-O	Q	Q	F	DM		20700	ug/L
									MO	8200		ug/L
					PH	Q	Q	L	DM	5	12.5	pH
03-0801	04-A Cue Health Inc	9877 Waples St, San Diego	110	100	CADMIUM	Q	Q	F	DM		.11	mg/L
									MO	.07		mg/L
					CHROMIUM	Q	Q	F	DM		2.77	mg/L
									MO	1.71		mg/L
					COPPER	Q	Q	F	DM		3.38	mg/L
									MO	2.07		mg/L
					CYANIDE(T)	Q	Q	F	DM		1.2	mg/L
									MO	.65		mg/L
					LEAD	Q	Q	F	DM		.69	mg/L
									MO	.43		mg/L
					NICKEL	Q	Q	F	DM		3.98	mg/L
									MO	2.38		mg/L
					PH	Q	Q	L	DM	5	12.5	pH
					SILVER	Q	Q	F	DM		.43	mg/L
									MO	.24		mg/L
					TTO(413+433)-P	S	Q	F	DM		2130	ug/L
					ZINC	Q	Q	F	DM		2.61	mg/L
									MO	1.48		mg/L
03-0920	06-A Alphacoat Finishing LLC	9352 Cabot Dr, San Diego	110	492	CADMIUM	Q	Q	F	DM		.11	mg/L
									MO	.07		mg/L
					CHROMIUM	Q	Q	F	DM		2.77	mg/L
									MO	1.71		mg/L
					COPPER	Q	Q	F	DM		3.38	mg/L
									MO	2.07		mg/L
					CYANIDE(T)	Q	Q	F	DM		1.2	mg/L
									MO	.65		mg/L
					LEAD	Q	Q	F	DM		.69	mg/L
									MO	.43		mg/L

SIU Facilities: Regulated Parameters by Connection Treatment Plant 1

Report run on: Monday, January 3, 2022 12:44 pm

Facility	Pmt Name	Address	Conn	Total IW (gpd)	Parmcode	City	Self	Cat	Period	Lower Limit	Upper Limit	Units
03-0920	06-A Alphacoat Finishing LLC	9352 Cabot Dr, San Diego	110	492	NICKEL	Q	Q	F	DM		3.98	mg/L
								MO		2.38	mg/L	
					PH	Q	Q	L	DM	5	12.5	pH
					SILVER	Q	Q	F	DM		.43	mg/L
								MO		.24	mg/L	
					TTO(413+433)-P	A	Q	F	DM		2130	ug/L
03-0966	04-A WC IPA LLC	6550 Mira Mesa Bl, San Diego	110	14,987	ZINC	Q	Q	F	DM		2.61	mg/L
								MO		1.48	mg/L	
					FLOW RATE MAX		M	L	DM		200	gpm
					PH	H		L	DM	5	12.5	pH
					PH HIGHEST	H	M	L	DM		12.5	pH
					PH VIOL DAYS		M	L	DM		0	days
03-1017	04-A Anocote Metal Finishing Inc	7550 Trade St, San Diego	110	110	CADMIUM	Q	Q	F	DM		.11	mg/L
								MO		.07	mg/L	
					CHROMIUM	Q	Q	F	DM		2.77	mg/L
								MO		1.71	mg/L	
					COPPER	Q	Q	F	DM		3.38	mg/L
								MO		2.07	mg/L	
					CYANIDE(T)	Q	Q	F	DM		1.2	mg/L
								MO		.65	mg/L	
					LEAD	Q	Q	F	DM		.69	mg/L
								MO		.43	mg/L	
					NICKEL	Q	Q	F	DM		3.98	mg/L
								MO		2.38	mg/L	
					PH	Q	Q	L	DM	5	12.5	pH
					SILVER	Q	Q	F	DM		.43	mg/L
			MO		.24	mg/L						
			TTO(413+433)-P	A	Q	F	DM		2130	ug/L		
			ZINC	Q	Q	F	DM		2.61	mg/L		
03-1024	02-A PolyPeptide Laboratories San Diego	9395 Cabot Dr, San Diego	110	5	CYANIDE(T)	S	Q	F	DM		33.5	mg/L
								MO		9.4	mg/L	
03-1070	05-A Johnson Matthey Medical Products	12205 World Trade Dr, San Diego	110	235	CADMIUM	Q	Q	F	DM		.11	mg/L
								MO		.07	mg/L	
					CHROMIUM	Q	Q	F	DM		2.77	mg/L
								MO		1.71	mg/L	
					COPPER	Q	Q	F	DM		3.38	mg/L
								MO		2.07	mg/L	
					CYANIDE(T)	Q	Q	F	DM		1.2	mg/L
			MO		.65	mg/L						
			LEAD	Q	Q	F	DM		.69	mg/L		
							MO		.43	mg/L		

SIU Facilities: Regulated Parameters by Connection Treatment Plant 1

Report run on: Monday, January 3, 2022 12:44 pm

Facility	Pmt	Name	Address	Conn	Total IW (gpd)	Parmcode	City	Self	Cat	Period	Lower Limit	Upper Limit	Units
03-1070	05-A	Johnson Matthey Medical Products	12205 World Trade Dr, San Diego	110	235	NICKEL	Q	Q	F	DM	3.98		mg/L
									MO	2.38		mg/L	
									DM	5	12.5		pH
									DM	.43		mg/L	
									MO	.24		mg/L	
									DM	2130		ug/L	
									DM	2.61		mg/L	
03-1203	02-A	nVent - Schroff Inc	7328 Trade St, San Diego	110	345	CADMIUM	Q	Q	F	DM	.11		mg/L
									MO	.07		mg/L	
									DM	2.77		mg/L	
									MO	1.71		mg/L	
									DM	3.38		mg/L	
									MO	2.07		mg/L	
									DM	1.2		mg/L	
									MO	.65		mg/L	
									DM	.69		mg/L	
									MO	.43		mg/L	
									DM	3.98		mg/L	
									MO	2.38		mg/L	
									DM	5	12.5		pH
									DM	.43		mg/L	
			MO	.24		mg/L							
			DM	2130		ug/L							
			DM	2.61		mg/L							
03-1300	02-A	JDZ Inc DBA AleSmith Brewing Company	9990 AleSmith Ct, San Diego	110	9,733	FLOW RATE MAX		M	L	DM	100		gpm
									DM	5	12.5		pH
									DM	12.5		pH	
									DM	0		days	
									DM			days	
03-1338	03-A	Saint Archer Brewing Company	9550 Distribution Av, San Diego	110	14,000	FLOW RATE MAX		Q	L	DM	200		gpm
									DM	5	12.5		pH
									DM	12.5		pH	
									DM	0		days	
03-1380	02-A	Santier Inc	10103 Carroll Canyon Rd, San Diego	110	107	CADMIUM	Q	Q	F	DM	.1		mg/L
									MO	.06		mg/L	
									DM	2.51		mg/L	
									MO	1.55		mg/L	
									DM	3.13		mg/L	
									MO	1.8		mg/L	
									DM	1.2		mg/L	
			MO	.65		mg/L							

SIU Facilities: Regulated Parameters by Connection Treatment Plant 1

Report run on: Monday, January 3, 2022 12:44 pm

Facility	Pmt Name	Address	Conn	Total IW (gpd)	Parmcode	City	Self	Cat	Period	Lower Limit	Upper Limit	Units		
03-1380	02-A Santier Inc	10103 Carroll Canyon Rd, San Diego	110	107	FLUORIDE	Q	Q	F	DM	106.9		mg/L		
								MO	68.96		mg/L			
					LEAD	Q	Q	F	DM	.62		mg/L		
								MO	.39		mg/L			
					MOLYBDENUM	Q	Q	F	DM	13.13		mg/L		
								MO	5.82		mg/L			
					NICKEL	Q	Q	F	DM	3.05		mg/L		
								MO	1.85		mg/L			
					PH	Q		L	DM	5	12.5	pH		
					SILVER	Q	Q	F	DM	.39		mg/L		
								MO	.22		mg/L			
					TTO(413+433)-P	A	Q	F	DM	1928		ug/L		
					ZINC	Q	Q	F	DM	2.36		mg/L		
			MO	1.34		mg/L								
04-0569	01-B UT; SC Valley Engineering Inc	717 Pacific Beach Dr, San Diego	100	360,000	BNZ(W/OAGG)	Q	M	L	DM	50		ug/L		
					BTEX	Q	M	L	DM	750		ug/L		
					FLOW R MAX WET		M	L	DM	0		gpm		
					FLOW RATE MAX		M	L	DM	250		gpm		
					PETROLEUM HC	Q	M	L	DM	500		mg/L		
					TPH		M	L	DM	500		mg/L		
					200	360,000	FLOW R MAX WET		M	L	DM	0		gpm
							FLOW RATE MAX		M	L	DM	250		gpm
05-0684	07-A Stallergenes Greer dba Allermed Laboratories Inc	7203 Convoy Ct, San Diego	130	20	ACETONE:P-O	S	Q	F	DM	20700		ug/L		
								MO	8200		ug/L			
					ETHYL ACET:P-O	S	Q	F	DM	20700		ug/L		
								MO	8200		ug/L			
					ISOP ACETATE:P-O	S	Q	F	DM	20700		ug/L		
								MO	8200		ug/L			
					METHYLE CL:P-O	S	Q	F	DM	3000		ug/L		
								MO	700		ug/L			
					N-AMYL ACET:P-O	S	Q	F	DM	20700		ug/L		
								MO	8200		ug/L			
					140	20	ACETONE:P-O	S	Q	F	DM	20700		ug/L
								MO	8200		ug/L			
					ETHYL ACET:P-O	S	Q	F	DM	20700		ug/L		
			MO	8200		ug/L								
ISOP ACETATE:P-O	S	Q	F	DM	20700		ug/L							
			MO	8200		ug/L								
METHYLE CL:P-O	S	Q	F	DM	3000		ug/L							
			MO	700		ug/L								
N-AMYL ACET:P-O	S	Q	F	DM	20700		ug/L							
			MO	8200		ug/L								

SIU Facilities: Regulated Parameters by Connection Treatment Plant 1

Report run on: Monday, January 3, 2022 12:44 pm

Facility	Pmt Name	Address	Conn	Total IW (gpd)	Parmcode	City freq	Self freq	Cat	Period	Lower Limit	Upper Limit	Units
05-0684	07-A Stallergenes Greer dba Allerved Laboratories Inc	7203 Convoy Ct, San Diego	150	15	ACETONE:P-O	S	Q	F	DM	20700	8200	ug/L
								MO	8200	ug/L		
					ETHYL ACET:P-O	S	Q	F	DM	20700	8200	ug/L
								MO	8200	ug/L		
					ISOP ACETATE:P-O	S	Q	F	DM	20700	8200	ug/L
								MO	8200	ug/L		
05-0985	05-A Chromalloy San Diego	7007 Consolidated Wy, San Diego	130	154	CADMIUM	Q	Q	F	DM	.11	.07	mg/L
								MO	.07	mg/L		
					CHROMIUM	Q	Q	F	DM	2.77	1.71	mg/L
								MO	1.71	mg/L		
					COPPER	Q	Q	F	DM	3.38	2.07	mg/L
								MO	2.07	mg/L		
					CYANIDE(T)	Q	Q	F	DM	1.2	.65	mg/L
								MO	.65	mg/L		
					LEAD	Q	Q	F	DM	.69	.43	mg/L
						MO	.43	mg/L				
			140	154	NICKEL	Q	Q	F	DM	3.98	2.38	mg/L
								MO	2.38	mg/L		
					SILVER	Q	Q	F	DM	.43	.24	mg/L
								MO	.24	mg/L		
					TTO(413+433)-P	A	Q	F	DM	2130		ug/L
					ZINC	Q	Q	F	DM	2.61	1.48	mg/L
								MO	1.48	mg/L		
					CADMIUM	Q	Q	F	DM	.11	.07	mg/L
					MO	.07	mg/L					
140	154	CHROMIUM	Q	Q	F	DM	2.77	1.71	mg/L			
					MO	1.71	mg/L					
		COPPER	Q	Q	F	DM	3.38	2.07	mg/L			
					MO	2.07	mg/L					
		CYANIDE(T)	Q	Q	F	DM	1.2	.65	mg/L			
					MO	.65	mg/L					
		LEAD	Q	Q	F	DM	.69	.43	mg/L			
					MO	.43	mg/L					
		NICKEL	Q	Q	F	DM	3.98	2.38	mg/L			
			MO	2.38	mg/L							
140	154	SILVER	Q	Q	F	DM	.43	.24	mg/L			
					MO	.24	mg/L					
		TTO(413+433)-P	A	Q	F	DM	2130		ug/L			

SIU Facilities: Regulated Parameters by Connection Treatment Plant 1

Report run on: Monday, January 3, 2022 12:44 pm

Facility	Pmt Name	Address	Conn	Total IW (gpd)	Parmcode	City	Self	Cat	Period	Lower Limit	Upper Limit	Units
05-0985	05-A Chromalloy	San Diego	7007 Consolidated Wy, San Diego	140	154	ZINC	Q	Q	F	DM	2.61	mg/L
										MO	1.48	mg/L
05-0997	06-A TTM Technologies Inc - San Diego Division	San Diego	5037 Ruffner St, San Diego	220	10,092	CADMIUM	Q	Q	F	DM	.11	mg/L
										MO	.07	mg/L
						CHROMIUM	Q	Q	F	DM	2.77	mg/L
										MO	1.71	mg/L
						COPPER	Q	Q	F	DM	3.38	mg/L
										MO	2.07	mg/L
						LEAD	Q	Q	F	DM	.69	mg/L
										MO	.43	mg/L
						NICKEL	Q	Q	F	DM	3.98	mg/L
										MO	2.38	mg/L
						PH	Q	Q	L	DM	5 12.5	pH
						PH HIGHEST	Q		L	DM	12.5	pH
						SILVER	Q	Q	F	DM	.43	mg/L
										MO	.24	mg/L
						TTO(413+433)-P	A	Q	F	DM	2130	ug/L
						ZINC	Q	Q	F	DM	2.61	mg/L
										MO	1.48	mg/L
				221	100	CYANIDE(T)	Q	Q	F	DM	1.2	mg/L
										MO	.65	mg/L
				222	57	CYANIDE(T)	Q	Q	F	DM	1.2	mg/L
										MO	.65	mg/L
05-1019	06-B USN;Marine Corps Air Station Miramar	San Diego	45249 Miramar Wy, San Diego	100	21,900	FLOW MAX			L	DM	1600000	gpd
						FLOW RATE MAX			L	DM	1111	gpm
						OIL/GREASE	Q	Q	L	DM	500	mg/L
						PH	Q	Q	L	DM	5 12.5	pH
05-1250	03-A UT; 7510 Hazard LLC	San Diego	7400 Hazard Center Dr, San Diego	100	921,600	FLOW RATE MAX		M	L	DM	640	gpm
05-1351	01-A UT; Flatiron West Inc	San Diego	885 Sherman St, San Diego	100	576,000	FLOW R MAX WET		M	L	DM	0	gpm
						FLOW RATE MAX		M	L	DM	400	gpm
06-0058	07-A Kyocera International Inc	San Diego	8611 Balboa Av, San Diego	130	23,528	CADMIUM	Q	H	F	DM	.11	mg/L
										MO	.07	mg/L
						CHROMIUM	Q	H	F	DM	2.77	mg/L
										MO	1.71	mg/L
						COPPER	Q	H	F	DM	3.38	mg/L
										MO	2.07	mg/L
						LEAD	Q	H	F	DM	.69	mg/L
										MO	.43	mg/L
						NICKEL	Q	H	F	DM	3.98	mg/L
										MO	2.38	mg/L
						PH	Q	H	L	DM	5 12.5	pH

SIU Facilities: Regulated Parameters by Connection Treatment Plant 1

Report run on: Monday, January 3, 2022 12:44 pm

Facility	Pmt Name	Address	Conn	Total IW (gpd)	Parmcode	City freq	Self freq	Cat	Period	Lower Limit	Upper Limit	Units
06-0058	07-A Kyocera International Inc	8611 Balboa Av, San Diego	130	23,528	PH HIGHEST SILVER	Q		L	DM	12.5		pH
						H	F	DM	.43		mg/L	
								MO	.24		mg/L	
					A	H	F	DM	2130		ug/L	
					Q	H	F	DM	2.61		mg/L	
								MO	1.48		mg/L	
08-0008	07-A UT; USN NBPL Defense Fuel Support Point	199 Rosecrans St, San Diego	210	4,000	FLOW R MAX DRY		Q	L	DM	130		gpm
					FLOW R MAX WET		Q	L	DM	75		gpm
					PETROLEUM HC	Q		L	DM	500		mg/L
					TPH		Q	L	DM	500		mg/L
					FLOW R MAX DRY		Q	L	DM	170		gpm
					FLOW R MAX WET		Q	L	DM	75		gpm
08-0018	07-A USN;Naval Base Coronado - NASNI	NAS North Island, San Diego	100	156,585	PETROLEUM HC	Q		L	DM	500		mg/L
					TPH		Q	L	DM	500		mg/L
					OIL/GREASE	Q	Q	L	DM	500		mg/L
					PH	Q	Q	L	DM	5	12.5	pH
					SULFIDE DISSOLVD	Q	Q	L	DM	1		mg/L
					CADMIUM	Q	M	F	DM	.11		mg/L
			120	3,500			MO	.07		mg/L		
					CHROMIUM	Q	M	F	DM	2.77		mg/L
							MO	1.71		mg/L		
					COPPER	Q	M	F	DM	3.38		mg/L
							MO	2.07		mg/L		
					LEAD	Q	M	F	DM	.69		mg/L
			123	730			MO	.43		mg/L		
					NICKEL	Q	M	F	DM	3.98		mg/L
							MO	2.38		mg/L		
					SILVER	Q	M	F	DM	.43		mg/L
							MO	.24		mg/L		
					TTO(413+433)-P	A	M	F	DM	2130		ug/L
140	25	ZINC	Q	M	F	DM	2.61		mg/L			
				MO	1.48		mg/L					
		CYANIDE(A)	Q	M	F	DM	.86		mg/L			
				MO	.32		mg/L					
		CADMIUM	Q	Q	F	DM	.69		mg/L			
				MO	.26		mg/L					
		CHROMIUM	Q	Q	F	DM	2.77		mg/L			
				MO	1.71		mg/L					
		COPPER	Q	Q	F	DM	3.38		mg/L			
		MO	2.07		mg/L							

SIU Facilities: Regulated Parameters by Connection Treatment Plant 1

Report run on: Monday, January 3, 2022 12:44 pm

Facility	Pmt Name	Address	Conn	Total IW (gpd)	Parmcode	City freq	Self freq	Cat	Period	Lower Limit	Upper Limit	Units					
08-0018	07-A USN;Naval Base Coronado - NASNI	NAS North Island, San Diego	140	25	CYANIDE(T)	Q	Q	F	DM	1.2		mg/L					
									MO	.65	mg/L						
									DM	.69	mg/L						
									MO	.43	mg/L						
									DM	3.98	mg/L						
									MO	2.38	mg/L						
									DM	.43	mg/L						
									MO	.24	mg/L						
									DM	2130	ug/L						
									DM	2.61	mg/L						
									MO	1.48	mg/L						
								150	30,000	CADMIUM	Q	M	F	DM	.11		mg/L
											MO	.07	mg/L				
											DM	2.77	mg/L				
											MO	1.71	mg/L				
							DM			3.38	mg/L						
							MO			2.07	mg/L						
							DM			1.2	mg/L						
							MO			.65	mg/L						
							DM			.69	mg/L						
							MO			.43	mg/L						
							DM			3.98	mg/L						
							MO			2.38	mg/L						
							DM			.43	mg/L						
							MO			.24	mg/L						
							DM			2130	ug/L						
							DM	2.61	mg/L								
							MO	1.48	mg/L								
						160	60	CADMIUM	Q	Q	F	DM	.69		mg/L		
									MO	.26	mg/L						
				DM	2.77			mg/L									
				MO	1.71			mg/L									
				DM	3.38			mg/L									
				MO	2.07			mg/L									
				DM	1.2			mg/L									
				MO	.65			mg/L									
				DM	.69			mg/L									
				MO	.43			mg/L									
				DM	3.98			mg/L									
				MO	2.38			mg/L									
				DM	.43			mg/L									
				MO	.24			mg/L									

SIU Facilities: Regulated Parameters by Connection Treatment Plant 1

Report run on: Monday, January 3, 2022 12:44 pm

Facility	Pmt Name	Address	Conn	Total IW (gpd)	Parmcode	City freq	Self freq	Cat	Period	Lower Limit	Upper Limit	Units		
08-0018	07-A USN;Naval Base Coronado - NASNI	NAS North Island, San Diego	160	60	TTO(413+433)-P	A	Q	F	DM	2130		ug/L		
					ZINC	Q	Q	F	DM	2.61		mg/L		
									MO	1.48		mg/L		
					180	0	CADMIUM	Q	Q	F	DM	.11		mg/L
											MO	.07		mg/L
							CHROMIUM	Q	Q	F	DM	2.77		mg/L
											MO	1.71		mg/L
							COPPER	Q	Q	F	DM	3.38		mg/L
											MO	2.07		mg/L
							CYANIDE(T)	Q	Q	F	DM	1.2		mg/L
											MO	.65		mg/L
							LEAD	Q	Q	F	DM	.69		mg/L
									MO	.43		mg/L		
			NICKEL	Q			Q	F	DM	3.98		mg/L		
									MO	2.38		mg/L		
			SILVER	Q	Q	F	DM	.43		mg/L				
							MO	.24		mg/L				
			TTO(413+433)-P	A	Q	F	DM	2130		ug/L				
			ZINC	Q	Q	F	DM	2.61		mg/L				
							MO	1.48		mg/L				
			190	500	CADMIUM	Q	Q	F	DM	.69		mg/L		
									MO	.26		mg/L		
					CHROMIUM	Q	Q	F	DM	2.77		mg/L		
									MO	1.71		mg/L		
COPPER	Q	Q			F	DM	3.38		mg/L					
						MO	2.07		mg/L					
CYANIDE(T)	Q	Q			F	DM	1.2		mg/L					
						MO	.65		mg/L					
LEAD	Q	Q			F	DM	.69		mg/L					
						MO	.43		mg/L					
NICKEL	Q	Q			F	DM	3.98		mg/L					
						MO	2.38		mg/L					
SILVER	Q	Q	F	DM	.43		mg/L							
				MO	.24		mg/L							
TTO(413+433)-P	A	Q	F	DM	2130		ug/L							
ZINC	Q	Q	F	DM	2.61		mg/L							
				MO	1.48		mg/L							
799	500	BNZ(W/OAGG)	Q	M	L	DM	500		ug/L					
08-0600	06-B UT; Granite Construction Company	3225 N Harbor Dr, San Diego	100	144,000	BNZ(W/OAGG)	Q	Q	L	DM	50		ug/L		
					BTEX	Q	Q	L	DM	750		ug/L		
					FLOW R MAX WET		M	L	DM	0		gpm		
					FLOW RATE MAX		M	L	DM	100		gpm		

SIU Facilities: Regulated Parameters by Connection Treatment Plant 1

Report run on: Monday, January 3, 2022 12:44 pm

Facility	Pmt Name	Address	Conn	Total IW (gpd)	Parmcode	City	Self	Cat	Period	Lower Limit	Upper Limit	Units
08-0600	06-B UT; Granite Construction Company	3225 N Harbor Dr, San Diego	100	144,000	LEAD	Q	Q	L	DM	5		mg/L
					PETROLEUM HC	Q	Q	L	DM	500		mg/L
			200	72,000	TPH	Q	Q	L	DM	500		mg/L
					BNZ(W/OAGG)	Q	Q	L	DM	50		ug/L
					BTEX	Q	Q	L	DM	750		ug/L
					FLOW R MAX WET		M	L	DM	0		gpm
					FLOW RATE MAX		M	L	DM	50		gpm
					LEAD	Q	Q	L	DM	5		mg/L
					PETROLEUM HC	Q	Q	L	DM	500		mg/L
					TPH		Q	L	DM	500		mg/L
08-0649	01-A UT; Burns & McDonnell	2246 W Washington St, San Diego	100	360,000	FLOW R MAX WET		M	L	DM	0		gpm
					FLOW RATE MAX		M	L	DM	250		gpm
09-0001	07-A AlSCO Inc	705 W Grape St, San Diego	100	37,334	COPPER	Q	Q	L	DM	11		mg/L
					OIL/GREASE	Q	Q	L	DM	500		mg/L
					PH	Q	Q	L	DM	5	12.5	pH
					ZINC	Q	Q	L	DM	24		mg/L
09-0947	02-A UT; Arcadis US Inc	2200 Pacific Hy, San Diego	100	22,000	12-2CLETHA	Q	M	L	DM	500		ug/L
					3CLETHE	Q	M	L	DM	500		ug/L
					BNZ(W/OAGG)	Q	M	L	DM	50		ug/L
					BTEX	Q	M	L	DM	750		ug/L
					CHROMIUM	Q	M	L	DM	5		mg/L
					COPPER	Q	M	L	DM	11		mg/L
					FLOW R MAX WET		M	L	DM	0		gpm
					FLOW RATE MAX		M	L	DM	15		gpm
					LEAD	Q	M	L	DM	5		mg/L
					MERCURY	Q	M	L	DM	.2		mg/L
					NICKEL	Q	M	L	DM	13		mg/L
			PCBS	Q	M	L	DM	500		ug/L		
			PETROLEUM HC	Q	M	L	DM	500		mg/L		
			TPH	Q	M	L	DM	500		mg/L		
			VINYL CL	Q	M	L	DM	200		ug/L		
			ZINC	Q	M	L	DM	24		mg/L		
			110	300	12-2CLETHA	Q	Q	L	DM	500		ug/L
					3CLETHE	Q	Q	L	DM	500		ug/L
					BNZ(W/OAGG)	Q	Q	L	DM	50		ug/L
					BTEX	Q	Q	L	DM	750		ug/L
					CHROMIUM	Q	Q	L	DM	5		mg/L
					COPPER	Q	Q	L	DM	11		mg/L
FLOW RATE MAX		Q			L	DM	5		gpm			
LEAD	Q	Q			L	DM	5		mg/L			
MERCURY	Q	Q			L	DM	.2		mg/L			
NICKEL	Q	Q			L	DM	13		mg/L			

SIU Facilities: Regulated Parameters by Connection Treatment Plant 1

Report run on: Monday, January 3, 2022 12:44 pm

Facility	Pmt Name	Address	Conn	Total IW (gpd)	Parmcode	City	Self	Cat	Period	Lower Limit	Upper Limit	Units
09-0947	02-A	UT; Arcadis US Inc	2200 Pacific Hy, San Diego	110	300	PCBS	Q	Q	L	DM	500	ug/L
					PETROLEUM HC	Q	Q	L	DM	500	mg/L	
					TPH	Q	Q	L	DM	500	mg/L	
					VINYL CL	Q	Q	L	DM	200	ug/L	
					ZINC	Q	Q	L	DM	24	mg/L	
09-1013	03-A	UT; IQHQ RaDD I LLC	850 Pacific Hy, San Diego	100	26,640	ARSENIC	Q	Q	L	DM	5	mg/L
					BNZ(W/OAGG)	Q	Q	L	DM	50	ug/L	
					BTEX	Q	Q	L	DM	750	ug/L	
					COPPER	Q	Q	L	DM	11	mg/L	
					FLOW R MAX DRY		M	L	DM	37	gpm	
					FLOW R MAX WET		M	L	DM	0	gpm	
					LEAD	Q	Q	L	DM	5	mg/L	
					MOLYBDENUM	Q	Q	L	DM	350	mg/L	
					PETROLEUM HC	Q	Q	L	DM	500	mg/L	
					SELENIUM	Q	Q	L	DM	1	mg/L	
					TPH	Q	Q	L	DM	500	mg/L	
					ZINC	Q	Q	L	DM	24	mg/L	
09-1018	01-B	UT; Holland Partner Group	225 W B St, San Diego	100	144,000	ARSENIC	Q	Q	L	DM	5	mg/L
					BARIUM	Q	Q	L	DM	100	mg/L	
					BERYLLIUM	Q	Q	L	DM	.75	mg/L	
					BNZ(W/OAGG)	Q	Q	L	DM	50	ug/L	
					BTEX	Q	Q	L	DM	750	ug/L	
					CADMIUM	Q	Q	L	DM	1	mg/L	
					CHROMIUM	Q	Q	L	DM	5	mg/L	
					COBALT	Q	Q	L	DM	80	mg/L	
					COPPER	Q	Q	L	DM	11	mg/L	
					FLOW R MAX DRY		Q	L	DM	100	gpm	
					FLOW R MAX WET		Q	L	DM	0	gpm	
					LEAD	Q	Q	L	DM	5	mg/L	
					MERCURY	Q	Q	L	DM	.2	mg/L	
					NICKEL	Q	Q	L	DM	13	mg/L	
					PETROLEUM HC	Q	Q	L	DM	500	mg/L	
					PH	Q	Q	L	DM	5	12.5	pH
					TPH	Q	Q	L	DM	500	mg/L	
					VANADIUM	Q	Q	L	DM	24	mg/L	
					ZINC	Q	Q	L	DM	24	mg/L	
10-0597	01-A	UT; Orion Construction Corporation	6500 Imperial Av, San Diego	100	68,000	FLOW R MAX WET		M	L	DM	0	gpm
					FLOW RATE MAX		M	L	DM	47	gpm	
11-0016	06-B	USN;Naval Base San Diego	32nd St @ Harbor Dr, San Diego	820	0	FLOW R MAX DRY		S	L	DM	750	gpm
					FLOW R MAX RESTR		S	L	DM	350	gpm	
					FLOW R MAX WET		S	L	DM	750	gpm	
				830	43,979	OIL/GREASE	Q		L	DM	500	mg/L

SIU Facilities: Regulated Parameters by Connection Treatment Plant 1

Report run on: Monday, January 3, 2022 12:44 pm

Facility	Pmt Name	Address	Conn	Total IW (gpd)	Parmcode	City	Self	Cat	Period	Lower Limit	Upper Limit	Units
11-0016	06-B USN;Naval Base San Diego	32nd St @ Harbor Dr, San Diego	830	43,979	PH	M		L	DM	5	12.5	pH
			850	43,912	CADMIUM	Q	Q	L	DM		1	mg/L
					CHROMIUM	Q	Q	L	DM		5	mg/L
					COPPER	Q	Q	L	DM		11	mg/L
					LEAD	Q	Q	L	DM		5	mg/L
					NICKEL	Q	Q	L	DM		13	mg/L
					ZINC	Q	Q	L	DM		24	mg/L
11-0051	07-A General Dynamics NASSCO	2798 Harbor Dr, San Diego	200	5,742	CADMIUM	Q	Q	L	DM		1	mg/L
					CHROMIUM	Q	Q	L	DM		5	mg/L
					COPPER	Q	Q	L	DM		11	mg/L
					LEAD	Q	Q	L	DM		5	mg/L
					NICKEL	Q	Q	L	DM		13	mg/L
					OIL/GREASE	Q	Q	L	DM		500	mg/L
					PH	Q	Q	L	DM	5	12.5	pH
					ZINC	Q	Q	L	DM		24	mg/L
			300	51,895	OIL/GREASE	Q	Q	L	DM		500	mg/L
					PH	Q	Q	L	DM	5	12.5	pH
			310	51,853	CADMIUM	Q	Q	F	DM		.11	mg/L
									MO		.07	mg/L
					CHROMIUM	Q	Q	F	DM		2.77	mg/L
									MO		1.71	mg/L
					COPPER	Q	Q	F	DM		3.38	mg/L
									MO		2.07	mg/L
					CYANIDE(T)	Q	Q	F	DM		1.2	mg/L
									MO		.65	mg/L
					LEAD	Q	Q	F	DM		.69	mg/L
									MO		.43	mg/L
					NICKEL	Q	Q	F	DM		3.98	mg/L
									MO		2.38	mg/L
					SILVER	Q	Q	F	DM		.43	mg/L
									MO		.24	mg/L
					TTO(413+433)-P	A	Q	F	DM		2130	ug/L
					ZINC	Q	Q	F	DM		2.61	mg/L
									MO		1.48	mg/L
			600	21,206	FLOW R MAX DRY			L	DM		750	gpm
					FLOW R MAX WET			L	DM		500	gpm
					OIL/GREASE	Q	Q	L	DM		500	mg/L
					PH	Q	Q	L	DM	5	12.5	pH
11-0189	07-A Cintas Corporation	675 32nd St, San Diego	110	32,286	CADMIUM	Q	Q	L	DM		1	mg/L
					CHROMIUM	Q	Q	L	DM		5	mg/L
					COPPER	Q	Q	L	DM		11	mg/L
					LEAD	Q	Q	L	DM		5	mg/L

SIU Facilities: Regulated Parameters by Connection Treatment Plant 1

Report run on: Monday, January 3, 2022 12:44 pm

<i>Facility</i>	<i>Pmt Name</i>	<i>Address</i>	<i>Conn</i>	<i>Total IW</i> (<i>gpd</i>)	<i>Parmcode</i>	<i>City</i>	<i>Self</i>	<i>Cat</i>	<i>Period</i>	<i>Lower</i>	<i>Upper</i>	<i>Units</i>
						<i>freq</i>	<i>freq</i>			<i>Limit</i>	<i>Limit</i>	
11-0189	07-A Cintas Corporation	675 32nd St, San Diego	110	32,286	NICKEL	Q	Q	L	DM		13	mg/L
					OIL/GREASE	Q	Q	L	DM		500	mg/L
					PH	Q	Q	L	DM	5	12.5	pH
					ZINC	Q	Q	L	DM		24	mg/L
11-0321	04-A Star Laundry Services	3410 Main St, San Diego	100	38,970	OIL/GREASE	Q	Q	L	DM		500	mg/L
					PH	Q	Q	L	DM	5	12.5	pH
11-0398	07-A Unifirst Corporation	4041 Market St, San Diego	110	28,856	CADMIUM	Q	Q	L	DM		1	mg/L
					CHROMIUM	Q	Q	L	DM		5	mg/L
					COPPER	Q	Q	L	DM		11	mg/L
					LEAD	Q	Q	L	DM		5	mg/L
					NICKEL	Q	Q	L	DM		13	mg/L
					OIL/GREASE	Q	Q	L	DM		500	mg/L
					PH	Q	Q	L	DM	5	12.5	pH
					PH HIGHEST	A		L	DM		12.5	pH
					ZINC	Q	Q	L	DM		24	mg/L
11-0444	06-A CP Kelco	2025 E Harbor Dr, San Diego	430	44,000	PH	M	M	L	DM	5	12.5	pH
					PH HIGHEST	Q		L	DM		12.5	pH
					SULFIDE DISSOLVD	M	Q	L	DM		1	mg/L
					ZINC	Q	Q	L	DM		24	mg/L
			800	408,488	PH	M	M	L	DM	5	12.5	pH
					PH HIGHEST	M		L	DM		12.5	pH
					SULFIDE DISSOLVD	M	Q	L	DM		1	mg/L
					ZINC	Q	Q	L	DM		24	mg/L
11-0534	04-A UT; City of San Diego - Storm Water Division	111 W Harbor Dr, San Diego	100	226,980	FLOW R MAX COMB		M	L	DM		500	gpm
11-0609	01-A UT; Blue Pacific Engineering and Construction	10 Woodlawn Av, Chula Vista	100	1,440,000	FLOW R MAX WET		M	L	DM		0	gpm
					FLOW RATE MAX		M	L	DM		1000	gpm
12-0038	06-A RJ Donovan Correctional Facility	480 Alta Rd, San Diego	100	13,700	OIL/GREASE	H	Q	L	DM		500	mg/L
					PH	H	Q	L	DM	5	12.5	pH
12-0065	05-A Emerald Textiles LLC	1725 Dornoch Ct Suite 100, San Diego	110	79,194	OIL/GREASE	Q	Q	L	DM		500	mg/L
					PH	Q	Q	L	DM	5	12.5	pH
					PH HIGHEST	Q		L	DM		12.5	pH
					SULFIDE DISSOLVD	Q	Q	L	DM		1	mg/L
12-0144	06-A AP Precision Metals	1215 30th St, San Diego	110	100	CADMIUM	Q	Q	F	DM		.11	mg/L
									MO		.07	mg/L
					CHROMIUM	Q	Q	F	DM		2.77	mg/L
									MO		1.71	mg/L
					COPPER	Q	Q	F	DM		3.38	mg/L
									MO		2.07	mg/L
					CYANIDE(T)	Q	Q	F	DM		1.2	mg/L
									MO		.65	mg/L
					LEAD	Q	Q	F	DM		.69	mg/L

SIU Facilities: Regulated Parameters by Connection Treatment Plant 1

Report run on: Monday, January 3, 2022 12:44 pm

Facility	Pmt Name	Address	Conn	Total IW (gpd)	Parmcode	City	Self	Cat	Period	Lower Limit	Upper Limit	Units
12-0144	06-A AP Precision Metals	1215 30th St, San Diego	110	100	LEAD	Q	Q	F	MO	.43		mg/L
					NICKEL	Q	Q	F	DM	3.98		mg/L
								MO	2.38		mg/L	
					PH	Q	Q	L	DM	5	12.5	pH
					SILVER	Q	Q	F	DM	.43		mg/L
								MO	.24		mg/L	
					TTO(413+433)-P	A	Q	F	DM	2130		ug/L
					ZINC	Q	Q	F	DM	2.61		mg/L
								MO	1.48		mg/L	
								DM	500		mg/L	
12-0154	05-A Kraft Heinz Foods Company	7878 Airway Rd, San Diego	110	102,142	OIL/G SCREEN	N		A	DM	500		mg/L
					OIL/GREASE	Q	M	L	DM	500		mg/L
					PH	Q	M	L	DM	5	12.5	pH
					PH HIGHEST	M		L	DM	12.5		pH
					SULFIDE DISSOLVD	Q	Q	L	DM	1		mg/L
					TEMP	Q	M	L	DM	65.5		DegC
12-0212	03-A Tarantino Wholesale Food Distributor	7651 Saint Andrews Av, San Diego	100	6,555	OIL/GREASE	Q	Q	L	DM	500		mg/L
					PH	Q	Q	L	DM	5	12.5	pH
					SULFIDE DISSOLVD	Q	Q	L	DM	1		mg/L
					OIL/GREASE	Q	Q	L	DM	500		mg/L
					PH	Q	Q	L	DM	5	12.5	pH
					SULFIDE DISSOLVD	Q	Q	L	DM	1		mg/L
12-0220	05-A Ajinomoto Foods North America Inc	8411 Siempre Viva Rd, San Diego	110	76,000	OIL/G SCREEN	N		O	DM	500		mg/L
					OIL/GREASE	Q	M	L	DM	500		mg/L
					PH	Q	M	L	DM	5	12.5	pH
					PH HIGHEST	M		L	DM	12.5		pH
					SULFIDE DISSOLVD	Q	Q	L	DM	1		mg/L
					TEMP	Q	M	L	DM	65.5		DegC
12-0244	03-A Harcon Precision Metals Inc	1790 Dornoch Ct, San Diego	110	70	CADMIUM	S	S	F	DM	.11		mg/L
								MO	.07		mg/L	
					CHROMIUM	S	S	F	DM	2.77		mg/L
								MO	1.71		mg/L	
					COPPER	S	S	F	DM	3.38		mg/L
								MO	2.07		mg/L	
					CYANIDE(T)	S	S	F	DM	1.2		mg/L
								MO	.65		mg/L	
					LEAD	S	S	F	DM	.69		mg/L
								MO	.43		mg/L	
					NICKEL	S	S	F	DM	3.98		mg/L
								MO	2.38		mg/L	
					OIL/GREASE	S	S	L	DM	500		mg/L
					PH	S	S	L	DM	5	12.5	pH
SILVER	S	S	F	DM	.43		mg/L					

SIU Facilities: Regulated Parameters by Connection Treatment Plant 1

Report run on: Monday, January 3, 2022 12:44 pm

<i>Facility Pmt Name</i>	<i>Address</i>	<i>Conn</i>	<i>Total IW (gpd)</i>	<i>Parmcode</i>	<i>City</i>	<i>Self</i>	<i>Cat</i>	<i>Period</i>	<i>Lower Limit</i>	<i>Upper Limit</i>	<i>Units</i>
12-0244 03-A Harcon Precision Metals Inc	1790 Dornoch Ct, San Diego	110	70	SILVER	S	S	F	MO	.24		mg/L
				TTO(413+433)-P	A	S	F	DM	2130		ug/L
				ZINC	S	S	F	DM	2.61		mg/L
12-0275 03-A Jensen Meat Company Inc	2550 Britannia Bl Suite 101, San Diego	110	18,478	OIL/GREASE	Q	Q	L	DM		1.48	mg/L
				PH	Q	Q	L	DM	5	12.5	pH
				PH HIGHEST	Q		L	DM		12.5	pH
				SULFIDE DISSOLVD	Q		L	DM		1	mg/L
12-0283 03-A Spectex Inc dba Specialty Textile Services	1333 30th St Suite A, San Diego	110	47,853	OIL/GREASE	Q	Q	L	DM		500	mg/L
				PH	Q	Q	L	DM	5	12.5	pH
				PH HIGHEST	S		L	DM		12.5	pH
				SULFIDE DISSOLVD	Q	Q	L	DM		1	mg/L
12-0285 03-A US General Services Administration - SYLPOE	720 E San Ysidro Bl, San Diego	110	50	SULFIDE DISSOLVD	Q	Q	L	DM		1	mg/L
				TSS	Q	M	L	DM		10000	mg/L
13-0454 07-C UT; Innovative Environmental Solutions	1330 3rd Av, Chula Vista	100	310	BNZ(W/OAGG)	Q	Q	L	DM		50	ug/L
				BTEX	Q	Q	L	DM		750	ug/L
		FLOW RATE MAX		M	L	DM		10	gpm		
		200	14,400	BNZ(W/OAGG)	M	Q	L	DM		50	ug/L
				BTEX	M	Q	L	DM		750	ug/L
13-0530 01-A UT; ETIC Engineering Inc	745 H St, Chula Vista	100	28,800	FLOW RATE MAX		M	L	DM		10	gpm
				12-2CLETHA	Q	Q	L	DM		500	ug/L
				BNZ(W/OAGG)	Q	Q	L	DM		50	ug/L
				BTEX	Q	Q	L	DM		750	ug/L
				CHLOROFORM	Q	Q	L	DM		600	ug/L
				FLOW RATE MAX		M	L	DM		20	gpm
				PETROLEUM HC	Q	Q	L	DM		500	mg/L
13-0549 03-A UT; Brenntag Pacific Inc	1888 Nirvana Av, Chula Vista	100	10,080	TPH	Q	Q	L	DM		500	mg/L
				3CLETHE	Q	Q	L	DM		26	ug/L
				4CLETHE	Q	Q	L	DM		700	ug/L
				BNZ(W/OAGG)	Q	Q	L	DM		50	ug/L
				BTEX	Q	Q	L	DM		750	ug/L
				FLOW MAX		M	L	DM		10080	gpd
16-0033 06-A Garvin Industries	316 Millar Av, El Cajon	110	37	FLOW RATE MAX		M	L	DM		20	gpm
				CADMIUM	Q	Q	F	DM		.11	mg/L
								MO		.07	mg/L
				CHROMIUM	Q	Q	F	DM		2.77	mg/L
								MO		1.71	mg/L
				COPPER	Q	Q	F	DM		3.38	mg/L
								MO		2.07	mg/L
				CYANIDE(T)	Q	Q	F	DM		1.2	mg/L
								MO		.65	mg/L
				LEAD	Q	Q	F	DM		.69	mg/L

SIU Facilities: Regulated Parameters by Connection Treatment Plant 1

Report run on: Monday, January 3, 2022 12:44 pm

Facility	Pmt Name	Address	Conn	Total IW (gpd)	Parmcode	City freq	Self freq	Cat	Period	Lower Limit	Upper Limit	Units
16-0033	06-A Garvin Industries	316 Millar Av, El Cajon	110	37	LEAD	Q	Q	F	MO		.43	mg/L
					NICKEL	Q	Q	F	DM		3.98	mg/L
								MO		2.38	mg/L	
					PH	Q	Q	L	DM	5	12.5	pH
					SILVER	Q	Q	F	DM		.43	mg/L
								MO		.24	mg/L	
					TTO(413+433)-P	A	Q	F	DM		2130	ug/L
					ZINC	Q	Q	F	DM		2.61	mg/L
								MO		1.48	mg/L	
								DM		6.71	mg/L	
16-0348	05-A Veridiam Inc	1717 Cuyamaca St, El Cajon	110	3,243	AMMONIA	Q	Q	F	DM		6.71	mg/L
								MO		2.95	mg/L	
					CADMIUM	Q	Q	F	DM		.07	mg/L
								MO		.04	mg/L	
					CHROMIUM	Q	Q	F	DM		1.4	mg/L
								MO		.86	mg/L	
					COPPER	Q	Q	F	DM		2.11	mg/L
								MO		1.29	mg/L	
					CYANIDE(T)	Q	Q	F	DM		.59	mg/L
								MO		.32	mg/L	
					FLUORIDE	Q	Q	F	DM		1.31	mg/L
								MO		.58	mg/L	
					LEAD	Q	Q	F	DM		.42	mg/L
								MO		.26	mg/L	
					NICKEL	Q	Q	F	DM		2.01	mg/L
			MO		1.2	mg/L						
			DM	5	12.5	pH						
			F	DM		.27	mg/L					
			MO		.15	mg/L						
			F	DM		1332	ug/L					
			F	DM		1.58	mg/L					
			MO		.9	mg/L						
16-0520	06-A GKN Aerospace Chem-tronics Inc	1150 W Bradley Av, El Cajon	110	20,537	CADMIUM	Q	Q	F	DM		.6	mg/L
								MO		.23	mg/L	
					CHROMIUM	Q	Q	F	DM		2.77	mg/L
								MO		1.71	mg/L	
					COPPER	Q	Q	F	DM		3.38	mg/L
								MO		2.07	mg/L	
					CYANIDE(T)	Q	Q	F	DM		1.2	mg/L
								MO		.65	mg/L	
LEAD	Q	Q	F	DM		.69	mg/L					
			MO		.43	mg/L						
			F	DM		3.98	mg/L					

SIU Facilities: Regulated Parameters by Connection Treatment Plant 1

Report run on: Monday, January 3, 2022 12:44 pm

Facility	Pmt	Name	Address	Conn	Total IW (gpd)	Parmcode	City	Self	Cat	Period	Lower Limit	Upper Limit	Units		
16-0520	06-A	GKN Aerospace Chem-tronics Inc	1150 W Bradley Av, El Cajon	110	20,537	NICKEL	Q	Q	F	MO		2.38	mg/L		
						PH	Q	Q	L	DM	5	12.5	pH		
						PH HIGHEST	Q		L	DM		12.5	pH		
						SILVER	Q	Q	F	DM		.43	mg/L		
										MO		.24	mg/L		
						TTO(413+433)-P	A	Q	F	DM		2130	ug/L		
						ZINC	Q	Q	F	DM		2.61	mg/L		
										MO		1.48	mg/L		
						210	13,429	CADMIUM	Q	Q	F	DM		.62	mg/L
												MO		.24	mg/L
								CHROMIUM	Q	Q	F	DM		2.73	mg/L
												MO		1.68	mg/L
								COPPER	Q	Q	F	DM		3.33	mg/L
												MO		2.04	mg/L
								CYANIDE(T)	Q	Q	F	DM		1.18	mg/L
										MO		.64	mg/L		
				LEAD	Q			Q	F	DM		.68	mg/L		
										MO		.42	mg/L		
				NICKEL	Q			Q	F	DM		3.92	mg/L		
										MO		2.34	mg/L		
				PH	Q			Q	L	DM	5	12.5	pH		
				PH HIGHEST	Q				L	DM		12.5	pH		
				SILVER	Q			Q	F	DM		.42	mg/L		
								MO		.24	mg/L				
				TTO(413+433)-P	A	Q	F	DM		2097	ug/L				
				ZINC	Q	Q	F	DM		2.57	mg/L				
								MO		1.46	mg/L				
				410	1,065	CADMIUM	Q	Q	F	DM		.11	mg/L		
										MO		.07	mg/L		
						CHROMIUM	Q	Q	F	DM		2.77	mg/L		
						MO		1.71	mg/L						
COPPER	Q	Q	F			DM		3.38	mg/L						
						MO		2.07	mg/L						
CYANIDE(T)	Q	Q	F			DM		1.2	mg/L						
						MO		.65	mg/L						
LEAD	Q	Q	F			DM		.69	mg/L						
						MO		.43	mg/L						
NICKEL	Q	Q	F			DM		3.98	mg/L						
						MO		2.38	mg/L						
PH	Q	Q	L			DM	5	12.5	pH						
PH HIGHEST	Q		L			DM		12.5	pH						
SILVER	Q	Q	F			DM		.43	mg/L						

SIU Facilities: Regulated Parameters by Connection Treatment Plant 1

Report run on: Monday, January 3, 2022 12:44 pm

Facility	Pmt	Name	Address	Conn	Total IW (gpd)	Parmcode	City	Self	Cat	Period	Lower Limit	Upper Limit	Units		
16-0520	06-A	GKN Aerospace Chem-tronics Inc	1150 W Bradley Av, El Cajon	410	1,065	SILVER	Q	Q	F	MO	.24		mg/L		
						TTO(413+433)-P	A	Q	F	DM	2130		ug/L		
						ZINC	Q	Q	F	DM	2.61		mg/L		
										MO	1.48		mg/L		
										DM	.11		mg/L		
										MO	.07		mg/L		
				420	220	CADMIUM	Q	Q	F	DM	2.77		mg/L		
										MO	1.71		mg/L		
						CHROMIUM	Q	Q	F	DM	3.38		mg/L		
										MO	2.07		mg/L		
						COPPER	Q	Q	F	DM	1.2		mg/L		
										MO	.65		mg/L		
						CYANIDE(T)	Q	Q	F	DM	.69		mg/L		
										MO	.43		mg/L		
						LEAD	Q	Q	F	DM	3.98		mg/L		
										MO	2.38		mg/L		
						NICKEL	Q	Q	F	DM	.43		mg/L		
										MO	.24		mg/L		
						SILVER	Q	Q	F	DM	2130		ug/L		
										MO	2.61		mg/L		
						TTO(413+433)-P	A	Q	F	DM	1.48		mg/L		
						ZINC	Q	Q	F	DM	.11		mg/L		
						450	200	CADMIUM	Q	Q	F	DM	2.77		mg/L
												MO	1.71		mg/L
CHROMIUM	Q	Q	F	DM	3.38				mg/L						
				MO	2.07				mg/L						
COPPER	Q	Q	F	DM	1.2				mg/L						
				MO	.65				mg/L						
CYANIDE(T)	Q	Q	F	DM	.69				mg/L						
				MO	.43				mg/L						
LEAD	Q	Q	F	DM	3.98				mg/L						
				MO	2.38				mg/L						
NICKEL	Q	Q	F	DM	.43				mg/L						
				MO	.24				mg/L						
460	200	SILVER	Q	Q	F	DM	2130		ug/L						
		TTO(413+433)-P	A	Q	F	DM	2.61		mg/L						
		ZINC	Q	Q	F	DM	1.48		mg/L						
						MO	.11		mg/L						
		CADMIUM	Q	Q	F	DM	.07		mg/L						
						MO	2.77		mg/L						
				MO	1.71		mg/L								

SIU Facilities: Regulated Parameters by Connection Treatment Plant 1

Report run on: Monday, January 3, 2022 12:44 pm

Facility	Pmt Name	Address	Conn	Total IW (gpd)	Parmcode	City freq	Self freq	Cat	Period	Lower Limit	Upper Limit	Units		
16-0520	06-A GKN Aerospace Chem-tronics Inc	1150 W Bradley Av, El Cajon	460	200	COPPER	Q	Q	F	DM	3.38		mg/L		
								MO	2.07	mg/L				
								DM	1.2	mg/L				
								MO	.65	mg/L				
								DM	.69	mg/L				
								MO	.43	mg/L				
								DM	3.98	mg/L				
								MO	2.38	mg/L				
								DM	.43	mg/L				
								MO	.24	mg/L				
						A	Q	F	DM	2130	ug/L			
						Q	Q	F	DM	2.61	mg/L			
									MO	1.48	mg/L			
						510	129	CADMIUM	Q	Q	F	DM	.11	mg/L
									MO	.07	mg/L			
									DM	2.77	mg/L			
									MO	1.71	mg/L			
									DM	3.38	mg/L			
									MO	2.07	mg/L			
									DM	1.2	mg/L			
						MO	.65	mg/L						
						DM	.69	mg/L						
						MO	.43	mg/L						
						DM	3.98	mg/L						
						MO	2.38	mg/L						
						DM	.43	mg/L						
						MO	.24	mg/L						
						A	Q	F	DM	2130	ug/L			
						Q	Q	F	DM	2.61	mg/L			
									MO	1.48	mg/L			
16-0565	12-A UT; Thrifty Oil Company # 043	1092 E Washington Av, El Cajon	100	15	BNZ(W/OAGG)	Q	Q	L	DM	50		ug/L		
					BTEX	Q	Q	L	DM	750		ug/L		
					FLOW RATE MAX	Q	Q	L	DM	15		gpm		
					3CLETHE	Q	Q	L	DM	26		ug/L		
16-0785	06-A UT; Ametek Inc	790 Greenfield Dr, El Cajon	100	29,100	4CLETHE	Q	Q	L	DM	700		ug/L		
					FLOW R MAX DRY		M	L	DM	50		gpm		
					FLOW R MAX RESTR		M	L	DM	20		gpm		
					FLOW R MAX WET		M	L	DM	0		gpm		
					CADMIUM	Q	Q	F	DM	.11		mg/L		
20-0043	07-A Somacis Inc	13500 Danielson St, Poway	110	32,108					MO	.07		mg/L		
					CHROMIUM	Q	Q	F	DM	2.77		mg/L		
									MO	1.71		mg/L		

SIU Facilities: Regulated Parameters by Connection Treatment Plant 1

Report run on: Monday, January 3, 2022 12:44 pm

Facility Pmt Name	Address	Conn	Total IW (gpd)	Parmcode	City freq	Self freq	Cat	Period	Lower Limit	Upper Limit	Units
20-0043 07-A Somacis Inc	13500 Danielson St, Poway	110	32,108	COPPER	Q	Q	F	DM	3.38		mg/L
								MO	2.07		mg/L
				LEAD	Q	Q	F	DM	.69		mg/L
								MO	.43		mg/L
				NICKEL	Q	Q	F	DM	3.98		mg/L
								MO	2.38		mg/L
				PH	Q	Q	L	DM	5	12.5	pH
				PH HIGHEST	S		L	DM		12.5	pH
				SILVER	Q	Q	F	DM	.43		mg/L
								MO	.24		mg/L
				TTO(413+433)-P	A	Q	F	DM	2130		ug/L
				ZINC	Q	Q	F	DM	2.61		mg/L
								MO	1.48		mg/L
						111	5	CYANIDE(A)	Q	Q	F
								MO	.32		mg/L
		112	165	CYANIDE(T)	Q	Q	F	DM	1.2		mg/L
								MO	.65		mg/L
20-0108 06-A Valley Metals	13125 Gregg St, Poway	110	779	AMMONIA	Q	Q	F	DM	447.11		mg/L
								MO	196.68		mg/L
				CADMIUM	Q	Q	F	DM	.11		mg/L
								MO	.07		mg/L
				CHROMIUM	Q	Q	F	DM	1.25		mg/L
								MO	.75		mg/L
				COPPER	Q	Q	F	DM	3.38		mg/L
								MO	2.07		mg/L
				CYANIDE(T)	Q	Q	F	DM	.66		mg/L
								MO	.33		mg/L
				FLUORIDE	Q	Q	F	DM	69.67		mg/L
								MO	30.88		mg/L
				LEAD	Q	Q	F	DM	.93		mg/L
								MO	.51		mg/L
NICKEL	Q	Q	F	DM	1.8		mg/L				
				MO	1.09		mg/L				
PH	Q	Q	L	DM	5	12.5	pH				
PH HIGHEST	Q		L	DM		12.5	pH				
SILVER	Q	Q	F	DM	.43		mg/L				
				MO	.24		mg/L				
TTO(413+433)-P	A	Q	F	DM	2130		ug/L				
ZINC	Q	Q	F	DM	3.36		mg/L				
				MO	1.66		mg/L				
20-0109 07-A L & T Precision Corporation	12105 Kirkham Rd, Poway	120	35	CADMIUM	Q	Q	F	DM	.11		mg/L
									MO	.07	

SIU Facilities: Regulated Parameters by Connection Treatment Plant 1

Report run on: Monday, January 3, 2022 12:44 pm

<i>Facility</i>	<i>Pmt Name</i>	<i>Address</i>	<i>Conn</i>	<i>Total IW</i> (<i>gpd</i>)	<i>Parmcode</i>	<i>City</i>	<i>Self</i>	<i>Cat</i>	<i>Period</i>	<i>Lower</i> <i>Limit</i>	<i>Upper</i> <i>Limit</i>	<i>Units</i>
20-0109	07-A L & T Precision Corporation	12105 Kirkham Rd, Poway	120	35	CHROMIUM	Q	Q	F	DM	2.77		mg/L
									MO	1.71		mg/L
					COPPER	Q	Q	F	DM	3.38		mg/L
									MO	2.07		mg/L
					CYANIDE(T)	Q	Q	F	DM	1.2		mg/L
									MO	.65		mg/L
					LEAD	Q	Q	F	DM	.69		mg/L
									MO	.43		mg/L
					NICKEL	Q	Q	F	DM	3.98		mg/L
									MO	2.38		mg/L
					PH	Q	Q	L	DM	5	12.5	pH
					SILVER	Q	Q	F	DM	.43		mg/L
									MO	.24		mg/L
					TTO(413+433)-P	A	Q	F	DM	2130		ug/L
ZINC	Q	Q	F	DM	2.61		mg/L					
				MO	1.48		mg/L					
20-0122	05-A K-Tube Corporation	13400 Kirkham Wy, Poway	110	250	CADMIUM	Q	Q	F	DM	.11		mg/L
									MO	.07		mg/L
					CHROMIUM	Q	Q	F	DM	2.77		mg/L
									MO	1.71		mg/L
					COPPER	Q	Q	F	DM	3.38		mg/L
									MO	2.07		mg/L
					CYANIDE(T)	Q	Q	F	DM	1.2		mg/L
									MO	.65		mg/L
					LEAD	Q	Q	F	DM	.69		mg/L
									MO	.43		mg/L
					NICKEL	Q	Q	F	DM	3.98		mg/L
									MO	2.38		mg/L
					PH	Q	Q	L	DM	5	12.5	pH
					PH HIGHEST	S		L	DM		12.5	pH
SILVER	Q	Q	F	DM	.43		mg/L					
				MO	.24		mg/L					
TTO(413+433)-P	A	Q	F	DM	2130		ug/L					
ZINC	Q	Q	F	DM	2.61		mg/L					
				MO	1.48		mg/L					
			120	661	CADMIUM	Q	Q	F	DM	.11		mg/L
								MO	.07		mg/L	
					CHROMIUM	Q	Q	F	DM	2.77		mg/L
								MO	1.71		mg/L	
					COPPER	Q	Q	F	DM	3.38		mg/L
								MO	2.07		mg/L	
					CYANIDE(T)	Q	Q	F	DM	1.2		mg/L

SIU Facilities: Regulated Parameters by Connection Treatment Plant 1

Report run on: Monday, January 3, 2022 12:44 pm

Facility	Pmt Name	Address	Conn	Total IW (gpd)	Parmcode	City	Self	Cat	Period	Lower Limit	Upper Limit	Units
20-0122	05-A K-Tube Corporation	13400 Kirkham Wy, Poway	120	661	CYANIDE(T)	Q	Q	F	MO	.65		mg/L
					LEAD	Q	Q	F	DM	.69		mg/L
								MO	.43		mg/L	
					NICKEL	Q	Q	F	DM	3.98		mg/L
								MO	2.38		mg/L	
					PH	Q	Q	L	DM	5	12.5	pH
					PH HIGHEST	S		L	DM		12.5	pH
					SILVER	Q	Q	F	DM	.43		mg/L
								MO	.24		mg/L	
					TTO(413+433)-P	A	Q	F	DM	2130		ug/L
					ZINC	Q	Q	F	DM	2.61		mg/L
								MO	1.48		mg/L	
20-0304	01-A UT; Blue Pacific Engineering and Construction	16711 Martincoit Rd, Poway	100	144,000	FLOW R MAX WET		M	L	DM	0		gpm
					FLOW RATE MAX		M	L	DM	100		gpm
					MANGANESE	S		O	DM	.05		mg/L
21-0248	06-A Creative Metal Industries	10039 Prospect Av Suite E, Santee	110	90	CADMIUM	Q	Q	F	DM	.11		mg/L
								MO	.07		mg/L	
					CHROMIUM	Q	Q	F	DM	2.77		mg/L
								MO	1.71		mg/L	
					COPPER	Q	Q	F	DM	3.38		mg/L
								MO	2.07		mg/L	
					CYANIDE(T)	Q	Q	F	DM	1.2		mg/L
								MO	.65		mg/L	
					LEAD	Q	Q	F	DM	.69		mg/L
								MO	.43		mg/L	
					NICKEL	Q	Q	F	DM	3.98		mg/L
								MO	2.38		mg/L	
PH	Q	Q	L	DM	5	12.5	pH					
SILVER	Q	Q	F	DM	.43		mg/L					
			MO	.24		mg/L						
TTO(413+433)-P	A	Q	F	DM	2130		ug/L					
ZINC	Q	Q	F	DM	2.61		mg/L					
			MO	1.48		mg/L						
21-0252	06-A Compucraft Industries Inc	8787 Olive Ln, Santee	110	170	CADMIUM	Q	Q	F	DM	.11		mg/L
								MO	.07		mg/L	
					CHROMIUM	Q	Q	F	DM	2.77		mg/L
								MO	1.71		mg/L	
					COPPER	Q	Q	F	DM	3.38		mg/L
								MO	2.07		mg/L	
CYANIDE(T)	Q	Q	F	DM	1.2		mg/L					
			MO	.65		mg/L						
LEAD	Q	Q	F	DM	.69		mg/L					

SIU Facilities: Regulated Parameters by Connection Treatment Plant 1

Report run on: Monday, January 3, 2022 12:44 pm

<i>Facility Pmt Name</i>	<i>Address</i>	<i>Conn</i>	<i>Total IW (gpd)</i>	<i>Parmcode</i>	<i>City freq</i>	<i>Self freq</i>	<i>Cat</i>	<i>Period</i>	<i>Lower Limit</i>	<i>Upper Limit</i>	<i>Units</i>		
21-0252 06-A Compucraft Industries Inc	8787 Olive Ln, Santee	110	170	LEAD	Q	Q	F	MO	.43		mg/L		
				NICKEL	Q	Q	F	DM	3.98		mg/L		
								MO	2.38		mg/L		
				OIL/GREASE	Q	Q	L	DM	500		mg/L		
				PH	Q	Q	L	DM	5	12.5	pH		
				PH HIGHEST	A		L	DM	12.5		pH		
				SILVER	Q	Q	F	DM	.43		mg/L		
								MO	.24		mg/L		
				TTO(413+433)-P	S	Q	F	DM	2130		ug/L		
				ZINC	Q	Q	F	DM	2.61		mg/L		
						MO	1.48		mg/L				
				120	170	CADMIUM	Q	Q	F	DM	.11		mg/L
								MO	.07		mg/L		
		CHROMIUM	Q			Q	F	DM	2.77		mg/L		
								MO	1.71		mg/L		
		COPPER	Q			Q	F	DM	3.38		mg/L		
								MO	2.07		mg/L		
		CYANIDE(T)	Q			Q	F	DM	1.2		mg/L		
								MO	.65		mg/L		
		LEAD	Q			Q	F	DM	.69		mg/L		
						MO	.43		mg/L				
				DM	3.98		mg/L						
				MO	2.38		mg/L						
				DM	5	12.5	pH						
				DM	12.5		pH						
				DM	.43		mg/L						
				MO	.24		mg/L						
				DM	2130		ug/L						
				DM	2.61		mg/L						
				MO	1.48		mg/L						
21-0288 02-A Vision Systems Inc	11322 N Woodside Av, Santee	110	260	CADMIUM	Q	Q	F	DM	.11		mg/L		
								MO	.07		mg/L		
				CHROMIUM	Q	Q	F	DM	2.77		mg/L		
								MO	1.71		mg/L		
				COPPER	Q	Q	F	DM	3.38		mg/L		
								MO	2.07		mg/L		
CYANIDE(T)	Q	Q	F	DM	1.2		mg/L						
				MO	.65		mg/L						
				DM	.69		mg/L						
				MO	.43		mg/L						
				DM	3.98		mg/L						

SIU Facilities: Regulated Parameters by Connection Treatment Plant 1

Report run on: Monday, January 3, 2022 12:44 pm

<i>Facility Pmt Name</i>	<i>Address</i>	<i>Conn</i>	<i>Total IW (gpd)</i>	<i>Parmcode</i>	<i>City freq</i>	<i>Self freq</i>	<i>Cat</i>	<i>Period</i>	<i>Lower Limit</i>	<i>Upper Limit</i>	<i>Units</i>			
21-0288 02-A Vision Systems Inc	11322 N Woodside Av, Santee	110	260	NICKEL	Q	Q	F	MO		2.38	mg/L			
				PH	Q	Q	L	DM	5	12.5	pH			
				SILVER	Q	Q	F	DM		.43	mg/L			
											MO	.24	mg/L	
				TTO(413+433)-P	S	Q	F	DM		2130	ug/L			
				ZINC	Q	Q	F	DM		2.61	mg/L			
											MO	1.48	mg/L	
					120	260	CADMIUM	Q	Q	F	DM		.11	mg/L
											MO	.07	mg/L	
							CHROMIUM	Q	Q	F	DM		2.77	mg/L
											MO	1.71	mg/L	
							COPPER	Q	Q	F	DM		3.38	mg/L
											MO	2.07	mg/L	
							CYANIDE(A)	Q	Q	F	DM		.86	mg/L
											MO	.32	mg/L	
							LEAD	Q	Q	F	DM		.69	mg/L
											MO	.43	mg/L	
							NICKEL	Q	Q	F	DM		3.98	mg/L
							MO	2.38	mg/L					
			PH	Q	Q	L	DM	5	12.5	pH				
			SILVER	Q	Q	F	DM		.43	mg/L				
							MO	.24	mg/L					
			TTO(413+433)-P	S	Q	F	DM		2130	ug/L				
			ZINC	Q	Q	F	DM		2.61	mg/L				
							MO	1.48	mg/L					
21-0331 03-A Coating Services Group LLC	11649 Riverside Dr Suite 139, Lakeside	110	35	CADMIUM	Q	Q	F	DM		.11	mg/L			
											MO	.07	mg/L	
							CHROMIUM	Q	Q	F	DM		2.77	mg/L
											MO	1.71	mg/L	
							COPPER	Q	Q	F	DM		3.38	mg/L
											MO	2.07	mg/L	
							CYANIDE(T)	Q	Q	F	DM		1.2	mg/L
											MO	.65	mg/L	
							LEAD	Q	Q	F	DM		.69	mg/L
											MO	.43	mg/L	
							NICKEL	Q	Q	F	DM		3.98	mg/L
											MO	2.38	mg/L	
			PH	Q	Q	L	DM	5	12.5	pH				
			SILVER	Q	Q	F	DM		.43	mg/L				
							MO	.24	mg/L					
			TTO(413+433)-P	A	Q	F	DM		2130	ug/L				
			ZINC	Q	Q	F	DM		2.61	mg/L				

SIU Facilities: Regulated Parameters by Connection Treatment Plant 1

Report run on: Monday, January 3, 2022 12:44 pm

Facility	Pmt Name	Address	Conn	Total IW (gpd)	Parmcode	City freq	Self freq	Cat	Period	Lower Limit	Upper Limit	Units	
21-0331	03-A	Coating Services Group LLC	11649 Riverside Dr Suite 139, Lakeside	110	35	ZINC	Q	Q	F	MO	1.48	mg/L	
22-0092	01-A	Valley Powder Coating Inc	6530 Federal Bl, Lemon Grove	110	20	CADMIUM	Q	Q	F	DM	.11	mg/L	
						CHROMIUM	Q	Q	F	DM	.07	mg/L	
						CHROMIUM	Q	Q	F	DM	2.77	mg/L	
						CHROMIUM	Q	Q	F	DM	1.71	mg/L	
						COPPER	Q	Q	F	DM	3.38	mg/L	
						COPPER	Q	Q	F	DM	2.07	mg/L	
						CYANIDE(T)	Q	Q	F	DM	1.2	mg/L	
						CYANIDE(T)	Q	Q	F	DM	.65	mg/L	
						LEAD	Q	Q	F	DM	.69	mg/L	
						LEAD	Q	Q	F	DM	.43	mg/L	
						NICKEL	Q	Q	F	DM	3.98	mg/L	
						NICKEL	Q	Q	F	DM	2.38	mg/L	
						PH	Q	Q	L	DM	5	12.5	pH
						SILVER	Q	Q	F	DM	.43	mg/L	
						SILVER	Q	Q	F	DM	.24	mg/L	
						TTO(413+433)-P	S	Q	F	DM	2130	ug/L	
						ZINC	Q	Q	F	DM	2.61	mg/L	
						ZINC	Q	Q	F	DM	1.48	mg/L	
25-0105	33-A	Otay Landfill Inc	1700 Maxwell Rd, Chula Vista	100	1,000	CADMIUM	M	N	L	DM	1	mg/L	
						CHROMIUM	M	N	L	DM	5	mg/L	
						COPPER	M	N	L	DM	11	mg/L	
						LEAD	M	N	L	DM	5	mg/L	
						NICKEL	M	N	L	DM	13	mg/L	
						OIL/GREASE	M	N	L	DM	500	mg/L	
						PH	M	N	L	DM	5	12.5	pH
						ZINC	M	N	L	DM	24	mg/L	
	34-A	Otay Landfill Inc	1700 Maxwell Rd, Chula Vista	100	1,000	CADMIUM	M	M	L	DM	1	mg/L	
						CHROMIUM	M	M	L	DM	5	mg/L	
						COPPER	M	M	L	DM	11	mg/L	
						LEAD	M	M	L	DM	5	mg/L	
						NICKEL	M	M	L	DM	13	mg/L	
						OIL/GREASE	M	M	L	DM	500	mg/L	
						PH	M	M	L	DM	5	12.5	pH
						ZINC	M	M	L	DM	24	mg/L	
25-0379	06-A	Pio Pico Energy Center	7363 Calzada de la Fuente, San Diego	100	13,700	PH	Q	M	L	DM	5	12.5	pH
33-0077	01-A	UT; Granite Construction - Lindo Lake Project	12660 Lindo Ln, Lakeside	100	108,000	FLOW RATE MAX		M	L	DM	75	gpm	
34-0070	05-A	Golden State Metal Finishing	2737 Via Orange Wy Suite	110	171	CADMIUM	Q	Q	F	DM	.11	mg/L	

SIU Facilities: Regulated Parameters by Connection Treatment Plant 1

Report run on: Monday, January 3, 2022 12:44 pm

<i>Facility</i>	<i>Pmt Name</i>	<i>Address</i>	<i>Conn</i>	<i>Total IW</i> <i>(gpd)</i>	<i>Parmcode</i>	<i>City</i>	<i>Self</i>	<i>Cat</i>	<i>Period</i>	<i>Lower</i>	<i>Upper</i>	<i>Units</i>
						<i>freq</i>	<i>freq</i>			<i>Limit</i>	<i>Limit</i>	
34-0070	05-A Golden State Metal Finishing	2737 Via Orange Wy Suite 104, Spring Valley	110	171	CADMIUM	Q	Q	F	MO	.07		mg/L
					CHROMIUM	Q	Q	F	DM	2.77		mg/L
									MO	1.71		mg/L
					COPPER	Q	Q	F	DM	3.38		mg/L
									MO	2.07		mg/L
					CYANIDE(T)	Q	Q	F	DM	1.2		mg/L
									MO	.65		mg/L
					LEAD	Q	Q	F	DM	.69		mg/L
									MO	.43		mg/L
					NICKEL	Q	Q	F	DM	3.98		mg/L
									MO	2.38		mg/L
					PH	Q	Q	L	DM	5	12.5	pH
					SILVER	Q	Q	F	DM	.43		mg/L
									MO	.24		mg/L
					TTO(413+433)-P	A	Q	F	DM	2130		ug/L
					ZINC	Q	Q	F	DM	2.61		mg/L
									MO	1.48		mg/L
36-0001	04-A Otay Mesa Energy Center LLC	606 De La Fuente Ct, San Diego	110	41,200	CHROMIUM	Q	Q	F	DM	.2		mg/L
					OIL/GREASE	Q	Q	L	DM	500		mg/L
					PH	Q	Q	L	DM	5	12.5	pH
					PH HIGHEST	A		L	DM	12.5		pH
					SULFIDE DISSOLVD	Q	Q	L	DM	1		mg/L
					TDS	Q	Q	L	DM	2000		mg/L
					ZINC	Q	Q	F	DM	1		mg/L
			140	15	COPPER	S	S	F	DM	1		mg/L

Inspections performed at SIUs in 2021

Report run on: Monday, January 3, 2022 12:44 pm

<i>Facility Name</i>	<i>Inspection Type</i>	<i>Completed</i>
02-0112 University of California San Diego	Sewer Surcharge Inspection	10-Nov-2021
	Annual/Renewal Inspection	10-Nov-2021
	Rainwater Diversion Inspection	10-Nov-2021
	Site Visit not elsewhere classified	01-Dec-2021
02-0332 Pall Filtration & Separations Group Inc	Sewer Surcharge Inspection	17-Mar-2021
	Stormwater Inspection	17-Mar-2021
	Annual/Renewal Inspection	17-Mar-2021
02-0439 Defender SD Manufacturing LLC	Stormwater Inspection	06-Oct-2021
	Sewer Surcharge Inspection	06-Oct-2021
	Initial Inspection	06-Oct-2021
02-0439 PrimaPharm Inc	Inactivation Request - Site Visit	24-Feb-2021
02-0518 Suneva Medical Inc	Sewer Surcharge Inspection	20-Jan-2021
	Annual/Renewal Inspection	20-Jan-2021
	Stormwater Inspection	20-Jan-2021
02-0582 The Argen Corporation	Site Visit not elsewhere classified	09-Jun-2021
	Annual/Renewal Inspection	14-Sep-2021
	Stormwater Inspection	14-Sep-2021
	Site Visit not elsewhere classified	01-Dec-2021
02-0762 Pacira Pharmaceuticals Inc	Attachment C Confirmation	26-Feb-2021
	Attachment C Confirmation	08-Sep-2021
	Annual/Renewal Inspection	02-Dec-2021
	Stormwater Inspection	02-Dec-2021
	Sewer Surcharge Inspection	02-Dec-2021
02-1464 UT;Rudolph and Sletten Inc	Initial Inspection	26-Jan-2021
	Inactivation Request - Site Visit	13-Jul-2021
03-0115 ATK Space Systems Inc	Sewer Surcharge Inspection	17-Feb-2021
	Annual/Renewal Inspection	17-Feb-2021
	Stormwater Inspection	17-Feb-2021
	Site Visit not elsewhere classified	27-May-2021
03-0270 Ballast Point Brewery Miramar	Annual/Renewal Inspection	16-Jun-2021
	Stormwater Inspection	16-Jun-2021
	Sewer Surcharge Inspection	30-Jun-2021
	Site Visit not elsewhere classified	11-Aug-2021
03-0347 Sungear	Site Visit not elsewhere classified	20-Apr-2021
	Stormwater Inspection	15-Nov-2021
	Annual/Renewal Inspection	15-Nov-2021
03-0717 Action Powder Coating LLC	Annual/Renewal Inspection	27-May-2021
	Stormwater Inspection	27-May-2021
03-0779 IriSys LLC	Site Visit not elsewhere classified	30-Mar-2021
	Annual/Renewal Inspection	08-Sep-2021
	Stormwater Inspection	08-Sep-2021
03-0801 Cue Health Inc	Attachment C Confirmation	09-Jun-2021
	Annual/Renewal Inspection	21-Sep-2021
	Stormwater Inspection	21-Sep-2021
03-0920 Alphacoat Finishing LLC	Stormwater Inspection	10-Feb-2021
	Annual/Renewal Inspection	10-Feb-2021
	Site Visit not elsewhere classified	27-May-2021
	Annual/Renewal Inspection	21-Oct-2021
	Stormwater Inspection	21-Oct-2021
03-0966 WC IPA LLC	Site Visit not elsewhere classified	01-Dec-2021
	Attachment C Confirmation	12-May-2021
	Stormwater Inspection	21-Jul-2021

Inspections performed at SIUs in 2021

Report run on: Monday, January 3, 2022 12:44 pm

<i>Facility Name</i>	<i>Inspection Type</i>	<i>Completed</i>
03-0966 WC IPA LLC	Sewer Surcharge Inspection	21-Jul-2021
	Annual/Renewal Inspection	21-Jul-2021
03-1017 Anocote Metal Finishing Inc	Site Visit not elsewhere classified	30-Mar-2021
	Annual/Renewal Inspection	25-Oct-2021
	Stormwater Inspection	25-Oct-2021
03-1024 PolyPeptide Laboratories San Diego	Annual/Renewal Inspection	18-Feb-2021
	Sewer Surcharge Inspection	09-Aug-2021
	Annual/Renewal Inspection	31-Aug-2021
	Stormwater Inspection	21-Oct-2021
03-1070 Johnson Matthey Medical Products	Stormwater Inspection	22-Jun-2021
	Annual/Renewal Inspection	22-Jun-2021
03-1203 nVent - Schroff Inc	Site Visit not elsewhere classified	27-Jul-2021
	Site Visit not elsewhere classified	05-May-2021
	Attachment C Confirmation	14-Jul-2021
	Stormwater Inspection	01-Sep-2021
	Annual/Renewal Inspection	01-Sep-2021
03-1300 JDZ Inc DBA AleSmith Brewing Company	Site Visit not elsewhere classified	06-Dec-2021
	Stormwater Inspection	24-Mar-2021
	Sewer Surcharge Inspection	24-Mar-2021
	Annual/Renewal Inspection	24-Mar-2021
	Site Visit not elsewhere classified	11-Aug-2021
	Annual/Renewal Inspection	27-Oct-2021
	Stormwater Inspection	27-Oct-2021
03-1338 Saint Archer Brewing Company	Sewer Surcharge Inspection	27-Oct-2021
	Stormwater Inspection	23-Jun-2021
	Annual/Renewal Inspection	23-Jun-2021
	Sewer Surcharge Inspection	23-Jun-2021
03-1380 Santier Inc	Site Visit not elsewhere classified	11-Aug-2021
	Site Visit not elsewhere classified	17-Mar-2021
	Annual/Renewal Inspection	15-Sep-2021
03-1526 UT; SDGE L1600 Dewater	Stormwater Inspection	15-Sep-2021
	Initial Inspection	05-Aug-2021
03-1537 UT; Lennar	Initial Inspection	03-Nov-2021
04-0513 UT; Ortiz Corporation	Inactivation Request - Site Visit	11-May-2021
04-0569 UT; SC Valley Engineering Inc	Initial Inspection	16-Sep-2021
	Site Visit not elsewhere classified	08-Nov-2021
05-0684 Stallergenes Greer dba Allermed Laboratories Inc	Annual/Renewal Inspection	15-Jul-2021
	Stormwater Inspection	15-Jul-2021
	Site Visit not elsewhere classified	16-Dec-2021
05-0985 Chromalloy San Diego	Annual/Renewal Inspection	05-May-2021
	Stormwater Inspection	05-May-2021
	Site Visit not elsewhere classified	08-Jun-2021
	Site Visit not elsewhere classified	08-Jun-2021
05-0997 TTM Technologies Inc - San Diego Division	Site Visit not elsewhere classified	20-Jul-2021
	Site Visit not elsewhere classified	10-Sep-2021
	Annual/Renewal Inspection	28-Oct-2021
	Sewer Surcharge Inspection	28-Oct-2021
	Stormwater Inspection	28-Oct-2021
05-1019 USN;Marine Corps Air Station Miramar	Rainwater Diversion Inspection	24-Feb-2021
	Attachment C Confirmation	24-Feb-2021
	Annual/Renewal Inspection	25-Feb-2021
	Attachment C Confirmation	19-Oct-2021

Inspections performed at SIUs in 2021

Report run on: Monday, January 3, 2022 12:44 pm

<i>Facility Name</i>	<i>Inspection Type</i>	<i>Completed</i>
05-1250 UT; 7510 Hazard LLC	Annual/Renewal Inspection	25-Jan-2021
05-1284 UT; San Diego Gas and Electric	Site Visit not elsewhere classified	14-Jan-2021
	Inactivation Request - Site Visit	02-Jun-2021
05-1351 UT; Flatiron West Inc	Initial Inspection	12-Nov-2021
06-0058 Kyocera International Inc	Stormwater Inspection	13-May-2021
	Annual/Renewal Inspection	13-May-2021
	Sewer Surcharge Inspection	14-May-2021
	Site Visit not elsewhere classified	16-Dec-2021
06-0414 UT; SDSU Mission Valley Site Development	Inactivation Request - Site Visit	07-Jul-2021
07-0170 UT; Phillips 66 Site 1467	Inactivation Request - Site Visit	04-May-2021
08-0008 UT; USN NBPL Defense Fuel Support Point	Annual/Renewal Inspection	17-Dec-2021
08-0018 USN;Naval Base Coronado - NASNI	Annual/Renewal Inspection	28-Jan-2021
	Site Visit not elsewhere classified	26-May-2021
	Attachment C Confirmation	01-Sep-2021
08-0600 UT; Granite Construction Company	Initial Inspection	29-Jun-2021
	Site Visit not elsewhere classified	03-Aug-2021
08-0649 UT; Burns & McDonnell	Initial Inspection	13-Sep-2021
09-0001 AlSCO Inc	Annual/Renewal Inspection	18-Mar-2021
	Sewer Surcharge Inspection	18-Mar-2021
	Stormwater Inspection	18-Mar-2021
	Attachment C Confirmation	24-May-2021
09-0947 UT; Arcadis US Inc	Initial Inspection	22-Jul-2021
09-1013 UT; IQHQ RaDD I LLC	Annual/Renewal Inspection	22-Dec-2021
09-1018 UT; Holland Partner Group	Annual/Renewal Inspection	30-Jul-2021
10-0595 UT; Cass Arrieta	Site Visit not elsewhere classified	21-Apr-2021
	Initial Inspection	03-May-2021
	Inactivation Request - Site Visit	12-Aug-2021
10-0597 UT; Orion Construction Corporation	Initial Inspection	27-Apr-2021
11-0016 USN;Naval Base San Diego	Annual/Renewal Inspection	20-Jan-2021
	Site Visit not elsewhere classified	13-Dec-2021
11-0051 General Dynamics NASSCO	Annual/Renewal Inspection	24-Nov-2021
11-0189 Cintas Corporation	Stormwater Inspection	09-Feb-2021
	Sewer Surcharge Inspection	09-Feb-2021
	Annual/Renewal Inspection	09-Feb-2021
	Site Visit not elsewhere classified	20-Jul-2021
11-0321 Star Laundry Services	Sewer Surcharge Inspection	08-Apr-2021
	Stormwater Inspection	08-Apr-2021
	Annual/Renewal Inspection	08-Apr-2021
	Site Visit not elsewhere classified	20-Jul-2021
11-0398 Unifirst Corporation	Site Visit not elsewhere classified	20-Jan-2021
	Sewer Surcharge Inspection	18-Mar-2021
	Stormwater Inspection	18-Mar-2021
	Annual/Renewal Inspection	18-Mar-2021
	Sewer Surcharge Inspection	20-Oct-2021
	Stormwater Inspection	20-Oct-2021
	Annual/Renewal Inspection	20-Oct-2021
11-0444 CP Kelco	Site Visit not elsewhere classified	20-Apr-2021
	Annual/Renewal Inspection	19-Oct-2021
	Sewer Surcharge Inspection	20-Oct-2021

Inspections performed at SIUs in 2021

Report run on: Monday, January 3, 2022 12:44 pm

<i>Facility Name</i>	<i>Inspection Type</i>	<i>Completed</i>
11-0534 UT; City of San Diego - Storm Water Division	Annual/Renewal Inspection	21-Jul-2021
11-0571 UT; Metro Center LLC	Inactivation Request - Site Visit	04-May-2021
11-0609 UT; Blue Pacific Engineering and Construction	Initial Inspection	03-Jun-2021
	Inactivation Request - Site Visit	15-Dec-2021
12-0038 RJ Donovan Correctional Facility	Annual/Renewal Inspection	28-Oct-2021
	Site Visit not elsewhere classified	03-Dec-2021
12-0065 Emerald Textiles LLC	Site Visit not elsewhere classified	20-May-2021
	Annual/Renewal Inspection	02-Aug-2021
	Stormwater Inspection	02-Aug-2021
	Sewer Surcharge Inspection	02-Aug-2021
12-0144 AP Precision Metals	Annual/Renewal Inspection	29-Jan-2021
	Stormwater Inspection	29-Jan-2021
	Site Visit not elsewhere classified	12-Aug-2021
	Attachment C Confirmation	12-Aug-2021
12-0154 Kraft Heinz Foods Company	Site Visit not elsewhere classified	21-May-2021
	Site Visit not elsewhere classified	03-Nov-2021
	Sewer Surcharge Inspection	18-Nov-2021
	Annual/Renewal Inspection	18-Nov-2021
	Stormwater Inspection	18-Nov-2021
12-0202 Spec-Built Systems Inc	Site Visit not elsewhere classified	27-May-2021
	Annual/Renewal Inspection	15-Jul-2021
12-0212 Tarantino Wholesale Food Distributor	Annual/Renewal Inspection	10-Mar-2021
	Site Visit not elsewhere classified	07-Oct-2021
	Site Visit not elsewhere classified	03-Nov-2021
12-0212 Tarantino Wholesale Food Distributors	Stormwater Inspection	10-Mar-2021
	Sewer Surcharge Inspection	10-Mar-2021
12-0220 Ajinomoto Foods North America Inc	Sewer Surcharge Inspection	15-Apr-2021
	Annual/Renewal Inspection	15-Apr-2021
	Stormwater Inspection	15-Apr-2021
	Site Visit not elsewhere classified	23-Sep-2021
	Site Visit not elsewhere classified	03-Nov-2021
12-0244 Harcon Precision Metals Inc	Site Visit not elsewhere classified	01-Jun-2021
	Annual/Renewal Inspection	03-Nov-2021
	Stormwater Inspection	03-Nov-2021
	Sewer Surcharge Inspection	17-Nov-2021
12-0275 Jensen Meat Company Inc	Rainwater Diversion Inspection	03-Mar-2021
	Annual/Renewal Inspection	03-Mar-2021
	Stormwater Inspection	03-Mar-2021
	Sewer Surcharge Inspection	03-Mar-2021
	Annual/Renewal Inspection	16-Sep-2021
	Stormwater Inspection	16-Sep-2021
	Rainwater Diversion Inspection	16-Sep-2021
	Sewer Surcharge Inspection	16-Sep-2021
	Attachment C Confirmation	03-Nov-2021
12-0283 Spectex Inc dba Specialty Textile Services	Site Visit not elsewhere classified	07-May-2021
	Sewer Surcharge Inspection	12-Aug-2021
	Stormwater Inspection	12-Aug-2021
	Annual/Renewal Inspection	12-Aug-2021
12-0285 US General Services Administration - SYLPOE	Site Visit not elsewhere classified	24-Jun-2021
	Annual/Renewal Inspection	16-Dec-2021

Inspections performed at SIUs in 2021

Report run on: Monday, January 3, 2022 12:44 pm

<i>Facility Name</i>	<i>Inspection Type</i>	<i>Completed</i>
12-0312 Revolve Laundry San Diego LLC	Sewer Surcharge Inspection	04-Feb-2021
	Initial Inspection	04-Feb-2021
	Stormwater Inspection	04-Feb-2021
	Site Visit not elsewhere classified	16-Sep-2021
	Inactivation Request - Site Visit	07-Oct-2021
13-0161 Rohr Inc a UTC Aerospace Systems Company	Annual/Renewal Inspection	25-Feb-2021
13-0530 UT; ETIC Engineering Inc	Initial Inspection	01-Apr-2021
13-0549 UT; Brenntag Pacific Inc	Annual/Renewal Inspection	19-Oct-2021
16-0033 Garvin Industries	Annual/Renewal Inspection	22-Apr-2021
	Site Visit not elsewhere classified	14-Oct-2021
16-0348 Veridiam Inc	Annual/Renewal Inspection	16-Dec-2021
	Site Visit not elsewhere classified	17-Mar-2021
16-0520 GKN Aerospace Chem-tronics Inc	Annual/Renewal Inspection	07-Dec-2021
	Site Visit not elsewhere classified	20-May-2021
16-0565 UT; Thrifty Oil Company # 043	Site Visit not elsewhere classified	05-Aug-2021
	Site Visit not elsewhere classified	05-Oct-2021
	Site Visit not elsewhere classified	28-Oct-2021
16-0727 UT; Thrifty Oil Company # 420	Inactivation Request - Site Visit	26-Jan-2021
16-0785 UT; Ametek Inc	Annual/Renewal Inspection	06-Jul-2021
16-0817 UT; Sukut Construction	Inactivation Request - Site Visit	03-Feb-2021
19-0411 UT; Chevron Gas Station	Initial Inspection	12-Jan-2021
	Inactivation Request - Site Visit	26-Jul-2021
19-0412 UT; Arcadis US Inc	Initial Inspection	12-Apr-2021
	Inactivation Request - Site Visit	25-Jun-2021
20-0043 Somacis Inc	Site Visit not elsewhere classified	13-Apr-2021
	Annual/Renewal Inspection	23-Nov-2021
20-0108 Valley Metals	Annual/Renewal Inspection	25-Mar-2021
	Site Visit not elsewhere classified	23-Nov-2021
20-0109 L & T Precision Corporation	Annual/Renewal Inspection	10-Mar-2021
20-0122 K-Tube Corporation	Site Visit not elsewhere classified	13-Apr-2021
	Annual/Renewal Inspection	26-Oct-2021
20-0304 UT; Blue Pacific Engineering and Construction	Initial Inspection	28-Jul-2021
	Inactivation Request - Site Visit	15-Dec-2021
21-0248 Creative Metal Industries	Annual/Renewal Inspection	15-Dec-2021
21-0252 Compucraft Industries Inc	Annual/Renewal Inspection	27-Apr-2021
	Attachment C Confirmation	03-Jun-2021
21-0288 Vision Systems Inc	Annual/Renewal Inspection	30-Mar-2021
	Site Visit not elsewhere classified	15-Oct-2021
21-0331 Coating Services Group LLC	Annual/Renewal Inspection	17-Feb-2021
	Site Visit not elsewhere classified	21-Apr-2021
	Site Visit not elsewhere classified	15-Oct-2021
22-0092 Valley Powder Coating Inc	Initial Inspection	03-Jun-2021
	Site Visit not elsewhere classified	09-Sep-2021
	Attachment C Confirmation	30-Sep-2021
33-0077 UT; Granite Construction - Lindo Lake Project	Initial Inspection	06-Apr-2021
34-0070 Golden State Metal Finishing	Annual/Renewal Inspection	14-Jan-2021
	Attachment C Confirmation	09-Sep-2021
34-0133 UT; Growth Development Marketing Inc	Initial Inspection	28-May-2021
	Inactivation Request - Site Visit	19-Jul-2021

Inspections performed at SIUs in 2021

Report run on: Monday, January 3, 2022 12:44 pm

<i>Facility Name</i>	<i>Inspection Type</i>	<i>Completed</i>
36-0001 Otay Mesa Energy Center LLC	Annual/Renewal Inspection	25-Mar-2021
	Site Visit not elsewhere classified	26-Oct-2021
	Attachment C Confirmation	21-Dec-2021
36-0009 Pio Pico Energy Center	Site Visit not elsewhere classified	01-Jun-2021
	Annual/Renewal Inspection	24-Aug-2021
36-0012 Otay Landfill Inc	Site Visit not elsewhere classified	24-Jun-2021
	Annual/Renewal Inspection	22-Dec-2021
Count:	259	

Active Groundwater Permits, Treatment Plant 1

Report run on: Monday, January 3, 2022 12:11 pm

Class 2

Facility	Permit	Name	Address
04-0569	01-B	UT; SC Valley Engineering Inc	717 Pacific Beach Dr, San Diego
05-1189	04-A	UT; Thrifty Oil Company #405	2505 Morena Bl, San Diego
07-0171	07-A	UT; Thrifty Oil Company # 419	8787 Lake Murray Bl, San Diego
08-0008	07-A	UT; USN NBPL Defense Fuel Support Point	199 Rosecrans St, San Diego
08-0600	06-B	UT; Granite Construction Company	3225 N Harbor Dr, San Diego
09-0947	02-A	UT; Arcadis US Inc	2200 Pacific Hy, San Diego
09-1013	03-A	UT; IQHQ RaDD I LLC	850 Pacific Hy, San Diego
09-1018	01-B	UT; Holland Partner Group	225 W B St, San Diego
10-0499	04-A	UT; BBC Environmental Inc	Various (Metro Area), San Diego
11-0241	05-B	UT; St Vincent De Paul Village	1501 Imperial Av, San Diego
11-0563	03-A	UT; General Dynamics NASSCO	2798 E Harbor Dr, San Diego
11-0592	02-A	UT; Apex Companies LLC	3504 Main St, San Diego
13-0454	07-C	UT; Innovative Environmental Solutions	1330 3rd Av, Chula Vista
13-0530	01-A	UT; ETIC Engineering Inc	745 H St, Chula Vista
13-0549	03-A	UT; Brenntag Pacific Inc	1888 Nirvana Av, Chula Vista
16-0565	12-A	UT; Thrifty Oil Company # 043	1092 E Washington Av, El Cajon
16-0785	06-A	UT; Ametek Inc	790 Greenfield Dr, El Cajon

17

Class 3

Facility	Permit	Name	Address
02-1428	01-A	UT; DPR Construction	3115 Merryfield Rw, San Diego
03-1443	01-A	UT; Garden Communities	11005 Westview Py, San Diego
04-0435	04-A	UT; La Jolla LLC	7817 Ivanhoe Av, San Diego
04-0492	03-A	UT; Harbach Residence	5372 Calumet Av, La Jolla
05-1250	03-A	UT; 7510 Hazard LLC	7400 Hazard Center Dr, San Diego
05-1351	01-A	UT; Flatiron West Inc	885 Sherman St, San Diego
08-0649	01-A	UT; Burns & McDonnell	2246 W Washington St, San Diego
10-0597	01-A	UT; Orion Construction Corporation	6500 Imperial Av, San Diego
11-0534	04-A	UT; City of San Diego - Storm Water Division	111 W Harbor Dr, San Diego
11-0609	01-A	UT; Blue Pacific Engineering and Construction	10 Woodlawn Av, Chula Vista
20-0304	01-A	UT; Blue Pacific Engineering and Construction	16711 Martincoit Rd, Poway
33-0077	01-A	UT; Granite Construction - Lindo Lake Project	12660 Lindo Ln, Lakeside

12

Class 4

Facility	Permit	Name	Address
04-0380	01-A	UT; City Environmental Services	1700 Seaworld Dr, San Diego

1

Grand total: 30

Trucked Waste Permits Issued in 2021

Report run on: Monday, January 3, 2022 12:20 pm

Class 6 - Domestic Waste Hauler

<i>Name</i>	<i>Facility</i>	<i>Permit</i>	<i>Expires</i>	<i>Waste Type</i>
A&A Best Septic Pumping	25-0613	01-A	01-Apr-2022	Domestic
A-Pot Rentals Inc	25-0020	27-A	01-Feb-2022	Domestic
A1 Septic Services	25-0563	03-A	01-Apr-2022	Domestic
AC&D Pump Services Inc	25-0440	08-A	01-Nov-2022	Domestic
Abbott Septic Service	25-0458	07-A	01-Feb-2022	Domestic
Action Cleaning Corporation	25-0040	28-A	01-Dec-2022	Domestic
Acuario Sanitation	25-0461	07-A	01-Apr-2022	Domestic
All American Septic Pumping & Services Inc	25-0558	03-A	01-Mar-2022	Domestic
All In Pumping	25-0611	01-A	01-May-2022	Domestic
Amerivet Contracting Inc	25-0620	01-A	01-Sep-2022	Domestic
Andy Gump Inc	25-0417	09-A	01-Apr-2022	Domestic
Anytime Septic Service Inc	25-0017	22-A	01-Mar-2022	Domestic
Black Gold Industries	25-0320	14-A	01-Sep-2022	Domestic
California Marine Cleaning	25-0330	13-A	01-Mar-2022	Domestic
Center Septic	25-0097	25-A	01-Jul-2022	Domestic
Chariot Restrooms	25-0537	03-A	01-Feb-2022	Domestic
Diamond Environmental Services	25-0106	25-A	01-Dec-2022	Domestic
Downstream Services Inc	25-0592	02-A	01-Dec-2022	Domestic
Dr Septic	25-0570	03-A	01-May-2022	Domestic
JC Environmental Company Inc	25-0594	02-A	01-May-2022	Domestic
JJ Septic & Drain Service Inc	25-0025	27-A	01-Jul-2022	Domestic
JMB Sanitation	25-0289	15-A	01-Sep-2022	Domestic
Jims Appollo Septic Service	25-0463	07-A	01-May-2022	Domestic
Liquid Environmental Solutions of California	25-0042	27-A	01-Mar-2022	Domestic
McKenna Septic & Sewer Services	25-0455	07-A	01-Aug-2021	Domestic
McKenna Septic & Sewer Services	25-0455	08-A	01-Jul-2022	Domestic
Modern Septic Service Inc	25-0033	27-A	01-Jul-2022	Domestic
NRC Environmental Services Inc	25-0332	13-A	01-May-2022	Domestic
National Construction Rentals Inc	25-0231	17-A	01-Aug-2022	Domestic
Naval Engineering Support Inc	25-0618	01-A	01-Sep-2022	Domestic
Pacific Tank Cleaning Services Inc	25-0430	08-A	01-Jan-2022	Domestic
Patriot Environmental Services Inc	25-0383	11-A	01-Nov-2022	Domestic
Patriot Portable Restrooms	25-0442	08-A	01-Sep-2022	Domestic
Posh Privy	25-0506	05-A	01-Jul-2022	Domestic
Rocket Johns Inc	25-0615	01-A	01-Jul-2022	Domestic
Safiro Portable Toilets	25-0099	25-A	01-Jul-2022	Domestic
Septic Solutions	25-0449	06-A	01-Jan-2022	Domestic
Service Connected Inc	25-0593	02-A	01-Apr-2022	Domestic
Sludgebusters Septic Service	25-0037	28-A	01-Nov-2022	Domestic
So Cal Sanitation	25-0331	08-A	01-Aug-2022	Domestic
South Bay Sandblasting & Tank Cleaning	25-0546	03-A	01-Aug-2022	Domestic
Sunrise Pumping Service	25-0598	02-A	01-Jul-2022	Domestic
T-Y Nursery Inc	25-0612	01-A	01-Apr-2022	Domestic
United Rentals (NA) Inc; DBA Reliable Onsite Svcs	25-0604	02-A	01-Oct-2022	Domestic
United Site Services	25-0436	08-A	01-May-2022	Domestic
Water Quality Specialists	25-0509	05-A	01-Jun-2022	Domestic
Class count:		46		

Class 7 - Industrial Waste Hauler

<i>Name</i>	<i>Facility</i>	<i>Permit</i>	<i>Expires</i>	<i>Waste Type</i>
Action Cleaning Corporation	25-0008	27-A	01-Apr-2022	Other IW
Advanced Chemical Transport Inc dba ACTenviro	25-0375	03-A	01-Mar-2022	Rainwater

Trucked Waste Permits Issued in 2021

Report run on: Monday, January 3, 2022 12:20 pm

Class 7 - Industrial Waste Hauler

<i>Name</i>	<i>Facility</i>	<i>Permit</i>	<i>Expires</i>	<i>Waste Type</i>
Affordable Grease Pumping	25-0619	01-A	01-Sep-2022	Grease Traps
All American Septic Pumping & Services Inc	25-0559	03-A	01-Mar-2022	Other IW
Alpha Petroleum	25-0601	02-A	01-Sep-2022	Other IW
Black Gold Industries	25-0321	14-A	01-Sep-2022	Other IW
Blue Pacific Engineering & Construction	25-0628	01-A	01-Feb-2022	Other IW
Burns and Sons Trucking Inc	25-0622	01-A	01-Oct-2022	Other IW
California Marine Cleaning	25-0329	13-A	01-Mar-2022	Other IW
Cecilias Safety Service Inc	25-0476	06-A	01-May-2022	Other IW
City; Environmental Services Miramar Landfill	25-0390	10-A	01-Jan-2022	
Diamond Environmental Services	25-0107	25-A	01-Dec-2022	
Downstream Services Inc	25-0262	15-A	01-Mar-2022	Other IW
JC Environmental Company Inc	25-0413	08-A	01-May-2021	Other IW
JC Environmental Company Inc	25-0413	09-A	01-May-2022	Other IW
JJ Septic & Drain Service Inc	25-0119	23-A	01-Jan-2022	Other IW
Liquid Environmental Solutions of California	25-0015	27-A	01-Mar-2022	Other IW
McKenna Septic Services	25-0597	02-A	01-Jul-2022	
Modern Septic Service Inc	25-0061	19-A	01-Dec-2022	Other IW
NRC Environmental Services Inc	25-0333	13-A	01-May-2022	Other IW
Ocean Blue Environmental Services Inc	25-0267	12-A	01-Jun-2022	Other IW
Pacific Tank Cleaning Services	25-0428	09-A	01-Oct-2022	Other IW
Pacific Trans Environmental Services Inc	25-0004	27-A	01-Aug-2022	Other IW
Patriot Environmental Services Inc	25-0384	11-A	01-Nov-2022	Other IW
Professional Tank Cleaning CA Inc	25-0445	08-A	01-Nov-2022	Other IW
Rust & Sons Trucking Inc	25-0621	01-A	01-Oct-2022	Other IW
Sludgebusters Inc	25-0128	20-A	01-Feb-2022	Other IW
South Bay Sandblasting & Tank Cleaning Inc	25-0282	16-A	01-Dec-2022	
Stone Brewing Company	25-0553	04-A	01-Nov-2022	
Sunrise Pumping Service	25-0599	02-A	01-Jul-2022	Other IW
United Site Services Inc	25-0444	08-A	01-Dec-2022	Other IW
Water Quality Specialists	25-0510	05-A	01-Jun-2022	Other IW

Class count:

32

Class 9 - Trucked Industrial Waste Generator

<i>Name</i>	<i>Facility</i>	<i>Permit</i>	<i>Expires</i>	<i>Waste Type</i>
AT&T	25-0477	13-A	01-Jul-2022	Other IW
Action Cleaning Corporation	25-0196	52-A	01-May-2022	Other IW
Affordable Grease Pumping	25-0432	10-A	01-Sep-2022	Other IW
All Seasons RV Park	25-0233	17-A	01-Nov-2021	Sludge
All Seasons RV Park	25-0233	18-A	01-Nov-2022	Sludge
All Seasons RV Park	25-0233	19-A	01-Nov-2022	Sludge
Barona Resort & Casino	25-0129	23-A	01-Mar-2022	Sludge
Barona Resort and Casino	25-0589	02-A	01-Mar-2022	Other IW
Blue Pacific Engineering & Construction	25-0627	01-A	01-Feb-2022	Other IW
Cal Fire La Cima Conservation Camp	25-0184	21-A	01-Dec-2022	Sludge
Cambra Realty	25-0610	01-A	01-May-2021	Rainwater
Cameron Corners Gas	25-0500	05-A	01-Oct-2022	Other IW
City; Environmental Svcs - Miramar Landfill	25-0557	04-A	01-Feb-2022	Condensate
City; Environmental Svcs Miramar Landfill	25-0389	20-A	01-Jan-2022	Other IW
City; Environmental Svcs Miramar Landfill	25-0389	21-A	01-Jan-2022	Other IW
County of San Diego / County Operations Center	25-0608	01-A	01-Apr-2021	Other IW
County of San Diego DPW Heise Park WWTP	25-0468	15-A	01-Oct-2022	Sludge
County of San Diego DPW Heise Park WWTP	25-0468	16-A	01-Oct-2022	Sludge

Trucked Waste Permits Issued in 2021

Report run on: Monday, January 3, 2022 12:20 pm

Class 9 - Trucked Industrial Waste Generator

<i>Name</i>	<i>Facility</i>	<i>Permit</i>	<i>Expires</i>	<i>Waste Type</i>
County of San Diego DPW Julian WWTP	25-0325	22-A	01-Oct-2022	Sludge
County of San Diego DPW Julian WWTP	25-0325	23-A	01-Oct-2022	Sludge
County of San Diego DPW Rancho Del Campo WWTI	25-0244	25-A	01-May-2022	Sludge
County of San Diego DPW Rancho Del Campo WWTI	25-0244	26-A	01-May-2022	Sludge
Emmerson Construction Inc	25-0607	01-A	01-Mar-2021	Rainwater
Fairbanks Ranch Community Services District	25-0410	05-A	01-Sep-2022	Sludge
General Atomics	25-0616	01-A	01-Jul-2022	Other IW
General Atomics	25-0625	01-A	01-Oct-2022	Rainwater
Golden Acorn Casino	25-0197	43-A	01-May-2022	Sludge
Golden Acorn Casino	25-0197	44-A	01-May-2022	Sludge
Heinz San Diego	25-0462	07-A	01-May-2022	Other IW
Jamul Indian Village Development Corp	25-0485	09-A	01-Jun-2022	Other IW
Jamul Indian Village Development Corp	25-0485	10-A	01-Jun-2022	Other IW
Jamul Indian Village Development Corp	25-0491	11-A	01-Jun-2022	Other IW
Jamul Indian Village Development Corp	25-0491	12-A	01-Jun-2022	Other IW
Jamul Indian Village Development Corp	25-0495	08-A	01-Jun-2022	Other IW
Lake Morena's Oak Shores Mutual Water	25-0459	07-A	01-Feb-2022	Other IW
Lilac Enterprises - Hideaway Lake Mobile Estates	25-0142	22-A	01-Mar-2022	Sludge
Liquid Environmental Solutions of California	25-0048	43-A	01-Mar-2022	Grease Traps
NX Utilities	25-0606	01-A	01-Feb-2021	Other IW
Oak Tree Ranch Inc	25-0157	23-A	01-Jun-2022	Sludge
Olivenhain Municipal Water District	25-0187	18-A	01-Jul-2022	Other IW
Otay Landfill Inc	25-0105	33-A	01-Oct-2022	Condensate
Otay Landfill Inc	25-0105	34-A	01-Oct-2022	Condensate
Pauma Valley CSD	25-0311	16-A	01-May-2022	Sludge
Pauma Valley CSD	25-0311	17-A	01-Oct-2022	Sludge
Pio Pico Energy Center	25-0379	06-A	01-Aug-2022	Other IW
Pizza Port Brewing Company	25-0573	04-A	01-Jun-2022	Sludge
Port of San Diego	25-0605	02-A	01-Mar-2021	Other IW
Quiroz Recycling	25-0551	02-A	01-Feb-2022	Domestic
Ramona MWD (San Vicente Water Reclamation Plant)	25-0349	12-A	01-Apr-2022	Other IW
Ramona MWD San Vicente WWTP	25-0133	22-A	01-Jan-2022	Sludge
Sam-Santee LLC	25-0609	01-A	01-Jul-2021	Rainwater
Sam-Santee LLC	25-0609	02-A	01-Jul-2021	Rainwater
San Diego County Regional Airport Authority	25-0587	01-A	01-Dec-2021	Maintenance
San Diego Zoo Safari Park	25-0174	19-A	01-Jun-2021	Sludge
San Marcos Energy LLC	25-0343	15-A	01-Aug-2022	Condensate
Sierra Pacific West Inc	25-0623	01-A	01-Nov-2021	Other IW
Skyline Ranch Country Club	25-0246	18-A	01-Jul-2022	Sludge
Skyline Ranch Country Club	25-0246	19-A	01-Jul-2022	Sludge
Sony Electronics Inc	25-0617	01-A	01-Aug-2022	Other IW
Stone Brewing Company	25-0411	19-A	01-Nov-2022	Sludge
Stone Brewing Company	25-0411	20-A	01-Nov-2022	Sludge
Stone Brewing Company	25-0412	19-A	01-Nov-2022	Sludge
Stone Brewing Company	25-0412	20-A	01-Nov-2022	Sludge
Suez Water Technologies & Solutions	25-0319	06-A	01-Sep-2022	Other IW
Sycamore Energy LLC	25-0344	14-A	01-Aug-2022	Condensate
Sycamore Landfill Inc	25-0167	27-A	01-May-2022	Condensate
Sycamore Landfill Inc	25-0167	28-A	01-May-2022	Condensate
Sycamore Landfill Inc	25-0167	29-A	01-Oct-2022	Condensate
Sycamore Landfill Inc	25-0167	30-A	01-Oct-2022	Condensate

Trucked Waste Permits Issued in 2021

Report run on: Monday, January 3, 2022 12:20 pm

Class 9 - Trucked Industrial Waste Generator

<i>Name</i>	<i>Facility</i>	<i>Permit</i>	<i>Expires</i>	<i>Waste Type</i>
Sycuan Casino	25-0358	17-A	01-Jul-2022	Other IW
USN;Remote Training Site Warner Springs (RTSWS)	25-0265	18-A	01-Jan-2022	Other Non-IW
Valley View Casino & Hotel	25-0172	23-A	01-Jul-2022	Sludge
Viejas Tribal Government	25-0130	24-A	01-Feb-2022	Sludge
West Coast General Group	25-0596	02-A	05-Feb-2021	Rainwater
West Coast General Group	25-0596	03-A	01-Apr-2021	Rainwater
Class count:		75		
Grand total:		153		

Trucked Waste Discharge totals per month in 2021

Report run on: Monday, January 3, 2022 12:22 pm

<i>Waste Type</i>	<i>Domestic</i>	<i>Industrial</i>	Totals
Month	gals per month	gals per month	
January	1,904,330	2,704,300	4,608,630
February	1,933,370	2,841,820	4,775,190
March	2,044,191	3,426,745	5,470,936
April	2,236,106	3,684,360	5,920,466
May	2,103,363	3,064,280	5,167,643
June	2,341,767	2,490,370	4,832,137
July	2,140,752	2,585,385	4,726,137
August	2,091,322	2,749,715	4,841,037
September	2,089,094	2,949,540	5,038,634
October	2,222,955	2,919,015	5,141,970
November	1,957,905	2,197,660	4,155,565
December	2,035,395	2,071,480	4,106,875
Totals	25,100,550	33,684,670	58,785,220

Trucked Industrial Discharge totals per month by Type in 2021

Report run on: Monday, January 3, 2022 12:21 pm

<i>Waste Type</i>	<i>High Strength/Sludge</i>	<i>Other Industrial</i>	Totals
Month	gals per month	gals per month	
January	385,720	2,318,580	2,704,300
February	179,300	2,662,520	2,841,820
March	518,340	2,908,405	3,426,745
April	548,220	3,136,140	3,684,360
May	314,820	2,749,460	3,064,280
June	212,700	2,277,670	2,490,370
July	262,080	2,323,305	2,585,385
August	188,600	2,561,115	2,749,715
September	198,200	2,751,340	2,949,540
October	154,960	2,764,055	2,919,015
November	170,100	2,027,560	2,197,660
December	175,700	1,895,780	2,071,480
Totals	3,308,740	30,375,930	33,684,670

Active Permits Metrowide at Year End

Report run on: Monday, January, 3 2022 3:52 pm

<i>Class Name</i>	<i>Area</i>	<i>SIU</i>	<i>Facility</i>	<i>Permit</i>	<i>Address</i>
1 Action Powder Coating LLC	03	Y	03-0717	09-A	7949 Stromesa Ct Suite D San Diego
1 Alphacoat Finishing LLC	03	Y	03-0920	06-A	9352 Cabot Dr San Diego
1 Anocote Metal Finishing Inc	03	Y	03-1017	04-A	7550 Trade St San Diego
1 AP Precision Metals	12	Y	12-0144	06-A	1215 30th St San Diego
1 ATK Space Systems Inc	03	Y	03-0115	07-A	9603 Distribution Av San Diego
1 Chromalloy San Diego	05	Y	05-0985	05-A	7007 Consolidated Wy San Diego
1 Coating Services Group LLC	21	Y	21-0331	03-A	11649 Riverside Dr Suite 139 Lakeside
1 Compucraft Industries Inc	21	Y	21-0252	06-A	8787 Olive Ln Santee
1 Creative Metal Industries	21	Y	21-0248	06-A	10039 Prospect Av Suite E Santee
1 Cue Health Inc	03	Y	03-0801	04-A	9877 Waples St San Diego
1 Garvin Industries	16	Y	16-0033	06-A	316 Millar Av El Cajon
1 General Dynamics NASSCO	11	Y	11-0051	07-A	2798 Harbor Dr San Diego
1 GKN Aerospace Chem-tronics Inc	16	Y	16-0520	06-A	1150 W Bradley Av El Cajon
1 Golden State Metal Finishing	34	Y	34-0070	05-A	2737 Via Orange Wy Suite 104 Spring Valley
1 Harcon Precision Metals Inc	12	Y	12-0244	03-A	1790 Dornoch Ct San Diego
1 IriSys LLC	03	Y	03-0779	05-A	6828 Nancy Ridge Dr Suite 100 San Diego
1 Johnson Matthey Medical Products	03	Y	03-1070	05-A	12205 World Trade Dr San Diego
1 K-Tube Corporation	20	Y	20-0122	05-A	13400 Kirkham Wy Poway
1 Kyocera International Inc	06	Y	06-0058	07-A	8611 Balboa Av San Diego
1 L & T Precision Corporation	20	Y	20-0109	07-A	12105 Kirkham Rd Poway
1 nVent - Schroff Inc	03	Y	03-1203	02-A	7328 Trade St San Diego
1 Otay Mesa Energy Center LLC	36	Y	36-0001	04-A	606 De La Fuente Ct San Diego
1 Pacira Pharmaceuticals Inc	02	Y	02-0762	06-A	10450 Science Center Dr San Diego
1 PolyPeptide Laboratories San Diego	03	Y	03-1024	02-A	9395 Cabot Dr San Diego
1 Santier Inc	03	Y	03-1380	02-A	10103 Carroll Canyon Rd San Diego
1 Somacis Inc	20	Y	20-0043	07-A	13500 Danielson St Poway
1 Stallergenes Greer dba Allermed Laborato	05	Y	05-0684	07-A	7203 Convoy Ct San Diego
1 Suneva Medical Inc	02	Y	02-0518	06-A	5870 Pacific Center Bl San Diego
1 Sungear	03	Y	03-0347	05-B	8535 Arjons Dr Suite G San Diego
1 The Argen Corporation	02	Y	02-0582	07-A	5855 Oberlin Dr San Diego
1 TTM Technologies Inc - San Diego Divisi	05	Y	05-0997	06-A	5037 Ruffner St San Diego
1 USN;Naval Base Coronado - NASNI	08	Y	08-0018	07-A	NAS North Island San Diego
1 Valley Metals	20	Y	20-0108	06-A	13125 Gregg St Poway
1 Valley Powder Coating Inc	22	Y	22-0092	01-A	6530 Federal Bl Lemon Grove
1 Veridiam Inc	16	Y	16-0348	05-A	1717 Cuyamaca St El Cajon
1 Vision Systems Inc	21	Y	21-0288	02-A	11322 N Woodside Av Santee
2 3DT Holdings LLC	02	N	02-1448	01-A	11107 Roselle St Suite 213 San Diego
2 Abwiz Bio Inc	02	N	02-1237	02-A	9823 Pacific Heights Bl Suite J San Diego
2 Accriva Diagnostics	03	N	03-1362	01-A	6260 Sequence Dr San Diego
2 Ace Radiator	11	N	11-0352	05-A	1836 National Av San Diego
2 ActivX Biosciences Inc	02	N	02-0812	03-A	11025 N Torrey Pines Rd Suite 120 La Jolla
2 ADARx Pharmaceuticals Inc	02	N	02-0914	02-A	5871 Oberlin Dr Suite 200 San Diego
2 ADESA California LLC dba ADESA San	12	N	12-0143	04-A	2175 Cactus Rd San Diego
2 Adipogen Corporation	02	N	02-1060	02-A	9853 Pacific Heights Bl Suite L San Diego
2 Advanced ElectroMagnetics Inc	12	N	12-0298	01-A	1320 Air Wing Rd Suite 101 San Diego

Active Permits Metrowide at Year End

Report run on: Monday, January, 3 2022 3:52 pm

<i>Class Name</i>	<i>Area</i>	<i>SIU</i>	<i>Facility</i>	<i>Permit</i>	<i>Address</i>
2 Advanced Machining & Tooling Inc	20	N	20-0177	01-A	13535 Danielson St Poway
2 Advin Biotech Inc	03	N	03-1067	03-A	10237 Flanders Ct San Diego
2 AerNos Inc	04	N	04-0511	01-A	3030 Bunker Hill St Suite 105 San Diego
2 Agilent Technologies	02	N	02-0441	06-A	11011 N Torrey Pines Rd La Jolla
2 Agilent Technologies	03	N	03-1160	02-A	6779 Mesa Ridge Rd Suite 100 San Diego
2 Aircraft Service International dba Menzies	08	N	08-0390	04-A	2340 Stillwater Rd San Diego
2 Ajinomoto Althea Inc	02	N	02-0722	08-A	6175 Lusk Bl San Diego
2 Alan Laboratories	03	N	03-0810	02-A	6555 Nancy Ridge Dr Suite 300A San Diego
2 Alere San Diego Inc	03	N	03-1081	03-A	9995 Summers Ridge Rd San Diego
2 Alfa Scientific Designs Inc	20	N	20-0208	03-A	13200 Gregg St Poway
2 AlivaMab Discovery Services	02	N	02-1240	01-A	10581 Roselle St Suite 115 San Diego
2 Allele Biotechnology & Pharmaceuticals I	03	N	03-1262	02-A	6404 Nancy Ridge Dr San Diego
2 Allele Biotechnology and Pharmaceuticals	03	N	03-1157	02-A	6868 Nancy Ridge Dr Suite 100 San Diego
2 Allied Waste Services of San Diego	05	N	05-1014	04-A	8364 Clairemont Mesa Bl San Diego
2 Alvarado Hospital Medical Center	10	N	10-0002	02-A	6655 Alvarado Rd San Diego
2 Ambrx Inc	02	N	02-0977	02-A	10975 N Torrey Pines Rd San Diego
2 AnaBios Corporation	04	N	04-0481	02-A	3030 Bunker Hill St Suite 312 San Diego
2 Angiocrine Bioscience Inc	02	N	02-1056	02-A	11575 Sorrento Valley Rd Suite 217 San Diego
2 AntiCancer Inc	05	N	05-0750	02-A	7917 Ostrow St San Diego
2 Arcturus Therapeutics Inc	02	N	02-1359	01-A	10578 Science Center Dr Suite 150 San Diego
2 Arena Pharmaceuticals	03	N	03-1339	01-A	6154 Nancy Ridge Dr San Diego
2 Arrowhead Mountain Spring Water Comp	05	N	05-0011	01-A	8025 Engineer Rd San Diego
2 Asmar's Auto Care	34	N	34-0037	04-A	8621 Troy St Spring Valley
2 Associated Microbreweries LTD aka Karl	05	N	05-1183	01-A	5985 Santa Fe St San Diego
2 Astellas Research Institute of America	02	N	02-1043	02-A	3565 General Atomics Ct Suite 200 San Diego
2 Astute Medical Inc	02	N	02-1245	01-A	3550 General Atomics Ct Bldg San Diego
2 aTyr Pharma Inc	02	N	02-1130	01-A	3545 John Hopkins Ct Suite 250 San Diego
2 Autobahn Therapeutics Inc	02	N	02-1426	01-A	9880 Campus Point Dr Suite 440 San Diego
2 Autohaus Stebel Inc	16	N	16-0335	02-A	885 E Washington Av El Cajon
2 AventGen	03	N	03-1403	01-A	6162 Nancy Ridge Dr Suite 150 San Diego
2 Avidity Biosciences Inc	02	N	02-1027	01-A	10975 N Torrey Pines Rd Suite 150 La Jolla
2 Azure Institute	03	N	03-1352	01-A	10125 Mesa Rim Rd San Diego
2 BAE Systems San Diego Ship Repair	11	N	11-0217	04-A	2205 E Belt St San Diego
2 BD Biosciences	02	N	02-0553	04-A	10995 Torreyana Rd San Diego
2 BD Biosciences	02	N	02-0776	04-A	11077 N Torrey Pines Rd La Jolla
2 BD Point of Care	02	N	02-1015	01-A	10865 Road to the Cure Suite 200 San Diego
2 Bellatrix Pharmaceuticals	02	N	02-1371	01-A	4940 Carroll Canyon Rd Ste 110 San Diego
2 BioAtla LLC	02	N	02-0057	01-A	11085 Torreyana Rd San Diego
2 Biocept Inc	03	N	03-1035	04-A	9955 Mesa Rim Rd San Diego
2 Bioclone	03	N	03-1323	02-A	6393 Nancy Ridge Dr Suite A San Diego
2 Bioduro LLC	02	N	02-1277	01-A	11011 Torreyana Rd Suite 100 San Diego
2 Bio-Edge Inc	03	N	03-0475	02-A	6369 Nancy Ridge Dr San Diego
2 Bioform Solutions	02	N	02-1469	01-A	11575 Sorrento Valley Rd Suite 215 San Diego
2 BioLegend Inc	03	N	03-1370	01-A	8999 BioLegend Wy San Diego
2 Biological Dynamics	02	N	02-1465	01-A	9381 Judicial Dr Suite 120 San Diego

Active Permits Metrowide at Year End

Report run on: Monday, January, 3 2022 3:52 pm

<i>Class Name</i>	<i>Area</i>	<i>SIU</i>	<i>Facility</i>	<i>Permit</i>	<i>Address</i>
2	Biomatrica	02	N	02-0772	02-A 5627 Oberlin Dr Suite 120 San Diego
2	Biomyx Inc	03	N	03-0898	03-A 10054 Mesa Ridge Ct Suite 112 San Diego
2	BioNano Genomics Inc	02	N	02-1264	01-A 9540 Towne Centre Dr Suite 100 San Diego
2	Bioserv Corporation	02	N	02-0603	04-A 5340 Eastgate MI San Diego
2	Biosplice Therapeutics Inc	02	N	02-1361	01-A 9360 Towne Centre Dr San Diego
2	Biota Technology Inc	02	N	02-1440	01-A 9880 Campus Point Dr Suite 430 San Diego
2	Biotronik CRC Inc	04	N	04-0494	01-A 505 S Coast Bl Suite 106 La Jolla
2	BJ's Rentals Inc	07	N	07-0152	03-A 7585 Mission Gorge Rd San Diego
2	BJ's Rentals Inc	08	N	08-0494	03-A 3959 Pacific Hy San Diego
2	Blue Nalu Inc	02	N	02-1208	01-A 6197 E Cornerstone Ct Suite 111 San Diego
2	Boundless Bio Inc	02	N	02-1415	01-A 11099 N Torrey Pines Rd Suite 280 San Diego
2	BP Bioscience Center	02	N	02-1276	01-A 10628 Science Center Dr Suite 150 San Diego
2	BPS Bioscience Inc	03	N	03-1454	01-A 6405 Mira Mesa Bl Suite 100 San Diego
2	Brightview Landscape Development	03	N	03-0530	03-A 8450 Miramar Pl San Diego
2	BroadPharm Inc	03	N	03-1402	01-A 6625 Top Gun St Suite 103 San Diego
2	Bud's Radiator Service	04	N	04-0005	04-A 7464 Draper Av La Jolla
2	Burlington Northern & Santa Fe Railway	11	N	11-0404	04-A 1342 Cesar E Chavez Py San Diego
2	CalAsia Pharmaceuticals DBA Plex Pharm	03	N	03-1395	01-A 6330 Nancy Ridge Dr Suite 105 San Diego
2	California Filtration Services Inc	16	N	16-0776	02-A 1168 N Johnson Av El Cajon
2	California Medical Innovations Institute Ir	02	N	02-0037	06-A 11107 Roselle St Suite 211 San Diego
2	California Water Jet	21	N	21-0299	03-A 10135 Prospect Av Santee
2	CALTRANS - Kearny Mesa	05	N	05-0467	04-A 7181 Opportunity Rd San Diego
2	Campbell Membrane Technologies Inc	16	N	16-0775	02-A 1168 N Johnson Av El Cajon
2	Cardiff Oncology	02	N	02-1079	01-A 11055 Flintkote Av Suite B San Diego
2	Cassia LLC	04	N	04-0472	02-A 3030 Bunker Hill St Suite 214 San Diego
2	Catalent San Diego Inc	03	N	03-1143	01-A 7330 Carroll Rd San Diego
2	Cell Applications Inc	03	N	03-1446	01-A 6455 Weathers Pl San Diego
2	Cell Biolabs Inc	03	N	03-1324	02-A 7758 Arjons Dr San Diego
2	Cenna Biociences Inc	04	N	04-0502	01-A 505 S Coast Bl Suite 302 La Jolla
2	Certis Oncology Solutions Inc	02	N	02-1302	02-A 5626 Oberlin Dr Suite 110 San Diego
2	Chemcyte Inc	02	N	02-1205	01-A 4206 Sorrento Valley Bl Suite A San Diego
2	ChemDiv Inc	03	N	03-1407	01-A 10320 Camino Santa Fe Suite B San Diego
2	Chemtron Biotech Inc	03	N	03-0797	02-A 9245 Brown Deer Rd Suite B San Diego
2	Children's Hospital and Health Center	05	N	05-0035	02-B 3020 Children's Wy San Diego
2	Chula Vista Energy Center LLC	13	N	13-0298	05-A 3497 Main St Chula Vista
2	Cibus US LLC	03	N	03-0633	04-A 6455 Nancy Ridge Dr San Diego
2	Cidara Therapeutics	03	N	03-1299	02-A 6310 Nancy Ridge Dr Suite 101 San Diego
2	Cintas Corporation	11	Y	11-0189	07-A 675 32nd St San Diego
2	City of La Mesa Operations Center	18	N	18-0184	03-A 8152 Commercial St La Mesa
2	City; Environmental Services Dept	03	N	03-0993	03-A 8353 Miramar Pl San Diego
2	City; Equipment Division - Chollas	10	N	10-0058	02-A 2740 Caminito Chollas San Diego
2	City; Equipment Division - Rose Canyon	05	N	05-0111	03-A 3775 Morena Bl San Diego
2	City; Police Department Headquarters	09	N	09-0607	03-A 1401 Broadway San Diego
2	City; Public Utilities EMTS Lab at NTC	08	N	08-0525	03-A 2392 Kincaid Rd San Diego
2	City; Public Utilities EMTS: Alvarado Joi	07	N	07-0001	04-A 5530 Kiowa Dr La Mesa

Active Permits Metrowide at Year End

Report run on: Monday, January, 3 2022 3:52 pm

<i>Class Name</i>	<i>Area</i>	<i>SIU</i>	<i>Facility</i>	<i>Permit</i>	<i>Address</i>
2 Clarkson Laboratory & Supply Inc	13	N	13-0007	04-A	350 Trousdale Dr Chula Vista
2 Clarus Analytical LLC	03	N	03-1517	01-A	8545 Arjons Dr Suite A San Diego
2 Coastal Analytical	03	N	03-1507	01-A	6342 Ferris Sq Fl 2 San Diego
2 Codex DNA	03	N	03-0650	02-A	9535 Waples St Suite 100 San Diego
2 COI Pharmaceuticals Inc	02	N	02-1167	01-A	11099 N Torrey Pines Rd Suite 290 La Jolla
2 Combi-Blocks Inc	03	N	03-1060	02-A	7949 Silverton Av Suite 915 San Diego
2 Conju-Probe LLC	03	N	03-1442	01-A	10054 Mesa Ridge Ct Suite 108 San Diego
2 Continental Maritime of San Diego LLC	11	N	11-0417	06-A	1995 Bay Front St San Diego
2 Cool Way Radiator and Air Conditioning	11	N	11-0181	05-A	3362 National Av San Diego
2 County of San Diego Operations Center	06	N	06-0594	02-A	5560 Overland Av Suite 410 San Diego
2 County of San Diego Public Health Lab	08	N	08-0358	01-A	3851 Rosecrans St Suite 716 San Diego
2 CP Kelco	11	Y	11-0444	06-A	2025 E Harbor Dr San Diego
2 Cradle Genomics Inc	02	N	02-1408	01-A	4755 Nexus Center Dr San Diego
2 Crinetics Pharmaceuticals Inc	02	N	02-1329	01-A	10222 Barnes Canyon Rd Bldg 2 San Diego
2 CTK Biotech	20	N	20-0185	01-A	13855 Stowe Dr Poway
2 CUE Health Inc	02	N	02-1229	02-A	4980 Carroll Canyon Rd Suite 100 San Diego
2 Cummins Pacific LLC	16	N	16-0382	02-A	310 N Johnson Av El Cajon
2 Curology	02	N	02-1358	01-A	5717 Pacific Center Bl Suite 200 San Diego
2 Cutwater Spirits	03	N	03-0351	01-A	9750 Distribution Av San Diego
2 Deca Forklift Inc	11	N	11-0435	04-A	3596 Dalbergia St San Diego
2 Decipher Biosciences Inc	02	N	02-1380	01-A	6925 Lusk Bl Ste 200 San Diego
2 Dermtech Inc	02	N	02-0334	03-A	11099 N Torrey Pines Rd Suite 100 La Jolla
2 Designer Molecules Inc	03	N	03-0965	04-A	10080 Willow Creek Rd San Diego
2 Dexcom Inc	03	N	03-0955	02-A	6340 Sequence Dr San Diego
2 Diamond Environmental Services	03	N	03-0934	04-A	9174 Rehco Rd San Diego
2 Digirad Corperation	20	N	20-0241	01-A	13100 Gregg St Suite A Poway
2 DMG of North County Inc	02	N	02-1351	01-A	11943 El Camino Real Suite 220 San Diego
2 DNA Trix Therapeutics Ti	02	N	02-0583	05-A	10355 Science Center Dr Suite 110 San Diego
2 Dresser-Rand	13	N	13-0327	03-A	1675 Brandywine Av Suite E&F Chula Vista
2 Driscoll Boat Works	08	N	08-0414	01-A	2500 Shelter Island Dr San Diego
2 Driscoll Mission Bay	04	N	04-0253	01-A	1500 Quivira Wy San Diego
2 Drug Delivery Experts LLC	02	N	02-0560	02-A	11494 Sorrento Valley Rd Suite J San Diego
2 DTx Pharma Inc	02	N	02-1341	02-A	10655 Sorrento Valley Rd Suite 100 San Diego
2 E & E Industries Inc	10	N	10-0272	05-A	4931 Market St San Diego
2 Element Biosciences Inc	02	N	02-1437	01-A	9880 Campus Point Dr Suite 210 San Diego
2 Eli Lilly and Company	02	N	02-0920	01-A	10290 Campus Point Dr San Diego
2 EM Lab P&K LLC	05	N	05-1246	01-A	8304 Clairemont Mesa Bl Unit 103 San Diego
2 Emergent Travel Health Inc	02	N	02-0877	03-A	3985 Sorrento Valley Bl Suite A San Diego
2 Emergent Travel Health Inc	03	N	03-0905	06-A	6275 Nancy Ridge Dr Ste 110 San Diego
2 Encodia Inc	02	N	02-1514	01-A	11045 Roselle St Suite 120 San Diego
2 EnviroMatrix Analytical Inc	06	N	06-0671	01-A	9590 Chesapeake Dr Ste 5 San Diego
2 EPIC Sciences	02	N	02-0945	02-A	9381 Judicial Dr Suite 200 San Diego
2 Epigen Biosciences Inc	02	N	02-1180	01-A	10225 Barnes Canyon Rd Suite A104 San Diego
2 Epitope Diagnostics Inc	03	N	03-1340	02-A	7110 Carroll Rd San Diego
2 Erasca Inc	02	N	02-1349	01-A	10835 Road to the Cure Suite 140 San Diego

Active Permits Metrowide at Year End

Report run on: Monday, January, 3 2022 3:52 pm

<i>Class Name</i>	<i>Area</i>	<i>SIU</i>	<i>Facility</i>	<i>Permit</i>	<i>Address</i>
2 Escient Pharmaceuticals	02	N	02-1355	01-A	10578 Science Center Dr Suite 250 San Diego
2 Eskimo Radiator & Air Conditioning Repa	21	N	21-0175	04-A	121 E Bradley Av El Cajon
2 Eton Bioscience	03	N	03-1527	01-A	10179 Huennekens St Suite 201 San Diego
2 Eurofins Beacon Discovery	03	N	03-1396	01-A	6118 Nancy Ridge Dr San Diego
2 Eurofins-Advantar Laboratories Inc	02	N	02-0748	03-A	5451 Oberlin Dr San Diego
2 EW Truck & Equipment	22	N	22-0007	04-A	6336 Federal Bl San Diego
2 Explora Biolabs	02	N	02-0367	01-A	4224 Campus Point Ct Suite 100 San Diego
2 Explora Biolabs	02	N	02-1084	02-A	10835 Road to the Cure Suite 130 San Diego
2 Explora Biolabs	02	N	02-1236	01-A	11175 Flintkote Av Suite B San Diego
2 Explora Biolabs	02	N	02-1432	01-A	9880 Campus Point Dr Suite 10 San Diego
2 EZ Labs	02	N	02-1149	01-A	6195 E Cornerstone Ct Suite 109 San Diego
2 Fate Therapeutics	02	N	02-0824	04-A	3535 General Atomics Ct Suite 200 San Diego
2 FedEx Freight Inc	02	N	02-0429	03-A	5550 Eastgate Ml San Diego
2 Ferring Research Institute Inc	02	N	02-1022	01-A	4245 Sorrento Valley Bl San Diego
2 Firmenich Inc	02	N	02-1013	03-A	4767 Nexus Center Dr San Diego
2 Fleetwash Inc	13	N	13-0533	01-A	649 Anita St Suite 1A Chula Vista
2 Forge Therapeutics Inc	02	N	02-1409	01-A	10578 Science Center Dr Suite 205 San Diego
2 Foundation Medicine Inc	02	N	02-1405	01-A	10355 Science Center Dr Suite 150 San Diego
2 Frank Toyota	19	N	19-0206	03-A	2400 National City Bl National City
2 Genalyte Inc	02	N	02-0868	03-A	10520 Wateridge Cr San Diego
2 Gene Therapy Systems Inc	02	N	02-1078	01-A	6044 W Cornerstone Ct Suite E San Diego
2 Genelux Corporation	04	N	04-0418	03-A	3030 Bunker Hill St Suite 310 San Diego
2 General Atomics	02	N	02-0059	03-A	3550 General Atomics Ct San Diego
2 General Atomics - EMS	01	N	01-0110	06-A	16761 Via Del Campo Ct San Diego
2 Genesis Healthcare Partners PC	02	N	02-1090	01-A	9853 Pacific Heights Bl Suite B San Diego
2 Genomatica Inc	02	N	02-0905	03-A	4757 Nexus Centre Dr San Diego
2 Genopis Inc	02	N	02-0880	03-A	10390 Pacific Center Ct Space 2 San Diego
2 Gen-Probe Inc	03	N	03-0777	04-A	10210 Genetic Center Dr San Diego
2 Gentarget Inc	03	N	03-1351	02-A	7930 Arjons Dr Suite B San Diego
2 Glysens Inc	02	N	02-1513	01-A	3931 Sorrento Valley Bl Suite 110 San Diego
2 Gossamer Bio Inc	02	N	02-1319	01-A	3013 Science Park Rd Suite 200 San Diego
2 GRC Performance Machine	35	N	35-0002	04-A	8455 Winter Gardens Bl Lakeside
2 Grossmont Union High School District	18	N	18-0040	02-A	1100 Murray Dr El Cajon
2 Grossmont-Cuyamaca Community Colleg	16	N	16-0270	04-A	8800 Grossmont College Dr El Cajon
2 Halozyme Therapeutics Inc	02	N	02-0800	03-A	11388 Sorrento Valley Rd Suite 200 San Diego
2 Hamari Chemicals USA Inc	02	N	02-1266	02-A	11558 Sorrento Valley Rd Suite 3 San Diego
2 Hawthorne Machinery Co	33	N	33-0026	03-A	12329 Mapleview St Lakeside
2 Helix Opco LLC	02	N	02-1318	01-A	9875 Towne Centre Dr Suite 100 San Diego
2 Helix Opco LLC	02	N	02-1338	01-A	6925 Lusk Bl Suite 100 San Diego
2 Herc Equipment Rental	03	N	03-0293	04-A	8014 Miramar Rd San Diego
2 Heron Therapeutics	02	N	02-1324	01-A	4242 Campus Point Ct Suite 200 San Diego
2 HP Inc	01	N	01-0013	05-A	16399 W Bernardo Dr San Diego
2 HY Medical Technologies	03	N	03-0791	04-A	6555 Nancy Ridge Dr Suite 300 San Diego
2 Hyspan Precision Products	13	N	13-0048	04-A	1685 Brandywine Av Chula Vista
2 ICD Waterjet Inc	19	N	19-0318	03-A	1805 Cleveland Av National City

Active Permits Metrowide at Year End

Report run on: Monday, January, 3 2022 3:52 pm

<i>Class Name</i>	<i>Area</i>	<i>SIU</i>	<i>Facility</i>	<i>Permit</i>	<i>Address</i>
2 ICHOR Medical Systems	03	N	03-0987	02-A	6310 Nancy Ridge Dr Suite 107 San Diego
2 Illumina Inc	05	N	05-1052	03-A	5200 Illumina Wy San Diego
2 Imagination Biosystems LLC	02	N	02-1313	02-A	10355 Science Center Dr Suite 210 San Diego
2 Immunocom Inc	02	N	02-1227	02-A	6048 W Cornerstone Ct Suite D San Diego
2 ImmunoScape	02	N	02-1312	02-A	11575 Sorrento Valley Rd Suite 204F San Diego
2 Imperial Machine Shop	34	N	34-0028	03-A	9450 Jamacha Bl Suite C Spring Valley
2 Inception Therapeutics	03	N	03-1398	01-A	6175 Nancy Ridge Dr San Diego
2 Infinite Chemical Analysis Labs LLC	03	N	03-1518	01-A	8380 Miramar MI Suite 102 San Diego
2 Infinity Laboratories	02	N	02-1497	01-A	10151 Pacific Mesa Bl Suite 107 San Diego
2 InhibRx Inc	02	N	02-0787	02-A	11025 N Torrey Pines Rd Suite 200 La Jolla
2 Innominata dba GenBio	03	N	03-0488	04-A	15222 Avenue of Science Suite A San Diego
2 InnoPep	03	N	03-1522	01-A	10239 Flanders Ct Suite 102 San Diego
2 Innovative Cell Technologies/Phoenix Flo	03	N	03-1329	02-A	6790 Top Gun St Suite 1 San Diego
2 Innovega Inc	02	N	02-1279	01-A	6181 E Cornerstone Ct Suite 103 San Diego
2 Inova Diagnostics Inc	03	N	03-0752	04-A	9900 Old Grove Rd San Diego
2 Inovio Pharmaceuticals Inc	02	N	02-0883	03-A	10480 Wateridge Cr San Diego
2 Integrated DNA Technologies	02	N	02-1369	01-A	5626 Oberlin Dr Ste 100 San Diego
2 Integrated DNA Technologies	03	N	03-1052	02-A	6828 Nancy Ridge Dr Suite 400 San Diego
2 Integrated Microwave Corporation	02	N	02-0574	01-A	11353 Sorrento Valley Rd San Diego
2 Invetech	03	N	03-1175	01-A	9980 Huennekens St Suite 140 San Diego
2 InvivoGen	02	N	02-1327	01-A	10515 Vista Sorrento Py San Diego
2 Invivoscribe Technologies Inc	02	N	02-1337	01-A	10222 Barnes Canyon Rd Bldg 1 San Diego
2 IXCells Biotechnologies	03	N	03-1521	01-A	7270 Trade St Suite 102 San Diego
2 J Craig Venter Institute	04	N	04-0534	01-A	4120 Capricorn Ln La Jolla
2 Jacobs Engine Rebuilding	19	N	19-0351	01-A	938 Coolidge Av National City
2 Janssen R&D	02	N	02-1406	01-A	11388 Sorrento Valley Rd Suite 300 San Diego
2 Janssen Research & Development LLC	02	N	02-0641	04-A	3210 Merryfield Rw San Diego
2 Jumpcode Genomics Inc	02	N	02-1522	01-A	4755 Nexus Center Dr Suite 100 San Diego
2 Kaiser Foundation Health Plan	12	N	12-0140	02-A	4652 Palm Av San Diego
2 Kaiser Foundation Hospital	07	N	07-0011	05-A	4647 Zion Av San Diego
2 Kearny Mesa Acura	05	N	05-0533	03-A	5202 Kearny Mesa Rd San Diego
2 Kenyon Machine Inc	05	N	05-0689	02-A	5002 Santa Fe St Suite E San Diego
2 Kirk's Radiator & Auto Air Conditioning I	21	N	21-0092	05-A	1754 N Magnolia Av El Cajon
2 Kumquat Bioscience Inc	02	N	02-0619	03-A	10770 Wateridge Cr Suite 120 San Diego
2 L-3 Communications	02	N	02-0984	02-A	10180 Barnes Canyon Rd San Diego
2 La Jolla Infectious Disease Institute	02	N	02-1172	02-A	3962 Sorrento Valley Bl Suite 500 San Diego
2 LabCorp	03	N	03-0544	02-A	13112 Evening Creek S Dr San Diego
2 LabFellows Inc	02	N	02-1164	02-A	11011 N Torrey Pines Rd Suite 135 La Jolla
2 Lakeside Equipment Sales and Rentals Inc	33	N	33-0002	03-A	11925 Woodside Av Lakeside
2 Lakeside Muffler and Welding	33	N	33-0013	04-A	12461 Woodside Av Lakeside
2 Lakeside Radiator & Auto	33	N	33-0011	03-A	9764 Los Coches Rd Lakeside
2 Larkspur Energy LLC	12	N	12-0145	06-A	9355 Otay Mesa Rd San Diego
2 Larry H Miller Toyota Lemon Grove	22	N	22-0036	03-A	6800 Federal Bl Lemon Grove
2 Latitude Pharmaceuticals Inc	03	N	03-1405	01-A	9675 Business Park Av San Diego
2 LeGene Biosciences	02	N	02-1216	02-A	10225 Barnes Canyon Rd Suite A107 San Diego

Active Permits Metrowide at Year End

Report run on: Monday, January, 3 2022 3:52 pm

<i>Class Name</i>	<i>Area</i>	<i>SIU</i>	<i>Facility</i>	<i>Permit</i>	<i>Address</i>
2 LifeNet Health Inc	02	N	02-1427	01-A	4224 Campus Point Ct Suite 120 San Diego
2 Locanabio Inc	02	N	02-1404	01-A	3545 John Hopkins Ct Suite 200 San Diego
2 Lowy Medical Research Institute	02	N	02-1148	01-A	3366 N Torrey Pines Ct Suite 300 La Jolla
2 Mabplex	02	N	02-1348	01-A	10210 Campus Point Dr Suite 100 San Diego
2 Matrix Sensors Inc	02	N	02-1267	01-A	4122 Sorrento Valley Bl Suite 101 San Diego
2 Maxmed Laboratory	03	N	03-1331	02-A	8370 Juniper Creek Ln Suite 1 San Diego
2 Medical Environmental Technologies	16	N	16-0789	02-A	1463 Fayette St El Cajon
2 Mercedes Benz of San Diego	05	N	05-1067	02-A	4750 Kearny Mesa Rd San Diego
2 Mesa Biotech	02	N	02-1186	02-A	6190 E Cornerstone Ct Suite 101 San Diego
2 Mesa Tech International Inc	02	N	02-1326	01-A	6190 Cornerstone Ct Suite E220 San Diego
2 Metacrine Inc	02	N	02-0897	03-A	3985 Sorrento Valley Bl Suite C San Diego
2 Metropolitan Solutions	19	N	19-0386	01-A	2403 Hoover Av National City
2 Microbiologics Inc	03	N	03-1320	02-A	6725 Mesa Ridge Rd Suite 140 San Diego
2 MicroConstants Inc	03	N	03-0985	03-A	9050 Camino Santa Fe San Diego
2 Micronoma	03	N	03-1506	01-A	6342 Ferris Sq Fl 1 San Diego
2 Miltenyi Biotec Inc	02	N	02-1295	01-A	6125 E Cornerstone Ct San Diego
2 Miramar Bobcat Inc	03	N	03-0780	05-A	9370 Miramar Rd San Diego
2 Mission Bay Aquatic Center	04	N	04-0196	02-A	1001 Santa Clara Pl San Diego
2 MM San Diego LLC - Miramar	05	N	05-0809	06-A	5244 Convoy St San Diego
2 Molecular Assemblies Inc	02	N	02-1435	01-A	9880 Campus Point Dr Suite 110 San Diego
2 Molecular Diagnostic Services	02	N	02-0889	02-A	4204 Sorrento Valley Bl Suite G San Diego
2 Morpheus Biolabs	02	N	02-0445	02-A	6650 Lusk Bl Suite B106 San Diego
2 MyChem Labs LLC	03	N	03-1226	02-A	9215 Brown Deer Rd Suite A San Diego
2 Nacalai USA Inc	02	N	02-1299	01-A	10225 Barnes Canyon Rd Suite 103 San Diego
2 NanoImaging Services	02	N	02-1323	01-A	4940 Carrol Canyon Rd Suite 115 San Diego
2 NanoSD Inc	02	N	02-1144	02-A	11575 Sorrento Valley Rd Suite 211 San Diego
2 Native Microbials Inc	02	N	02-1423	01-A	10255 Science Center Dr Suite C2 San Diego
2 Neogenomics Laboratories	02	N	02-1512	01-A	4570 Executive Dr Suite 250 San Diego
2 Neurocrine Biosciences Inc	02	N	02-0913	01-A	12780 El Camino Real San Diego
2 New Leaf Biofuel LLC	11	N	11-0380	02-A	2285 Newton Av San Diego
2 Nexogen Inc	03	N	03-1400	01-A	7939 Silverton Av Suite 806 San Diego
2 Nexus DX	03	N	03-1004	04-A	6759 Mesa Ridge Rd Suite 100 San Diego
2 Nielsen Beaumont Marine	08	N	08-0290	00-A	2420 Shelter Island Dr San Diego
2 Nielsen Biosciences Inc	02	N	02-1377	01-A	11125 Flintkote Av Suite G San Diego
2 Nitto BioPharma Inc	02	N	02-1477	01-A	10618 Science Center Dr San Diego
2 Northwest Circuits Corp	12	N	12-0254	01-A	8660 Avenida Costa Blanca San Diego
2 Novartis Gene Therapies Inc	02	N	02-1345	01-A	10210 Campus Point Dr Suite 350 San Diego
2 Novartis Institute for Functional Genomic	02	N	02-0752	03-A	10675 John Jay Hopkins Dr San Diego
2 Nucelis Inc	03	N	03-0626	02-A	6465 Nancy Ridge Dr San Diego
2 Nucleix Inc	02	N	02-1443	01-A	10675 Sorrento Valley Rd Suite 250 San Diego
2 NuMega Resonance Labs Inc	02	N	02-1218	02-A	11526 Sorrento Valley Rd Suite B2 San Diego
2 Oerlikon Metco	02	N	02-1257	01-A	11760 Sorrento Valley Rd Suite D San Diego
2 Organogenesis Inc	02	N	02-0434	05-A	10933 N Torrey Pines Rd Suite 200 La Jolla
2 Orphagen Pharmaceuticals	02	N	02-1221	02-A	11558 Sorrento Valley Rd Suite 4 San Diego
2 Otay Landfill Inc	36	Y	36-0012	01-A	1700 Maxwell Rd Chula Vista

Active Permits Metrowide at Year End

Report run on: Monday, January, 3 2022 3:52 pm

<i>Class Name</i>	<i>Area</i>	<i>SIU</i>	<i>Facility</i>	<i>Permit</i>	<i>Address</i>
2 Otonomy Incorporated	02	N	02-1275	01-A	4796 Executive Dr San Diego
2 Pacific Ship Repair & Fabrication Inc	11	N	11-0269	03-A	1625 Rigel St San Diego
2 Padre Dam Municipal Water District	21	N	21-0151	02-A	12001 N Fanita Py Santee
2 Pall Filtration & Separations Group Inc	02	Y	02-0332	07-A	4116 Sorrento Valley Bl San Diego
2 Palomar Medical Center Poway	20	N	20-0002	04-A	15615 Pomerado Rd Poway
2 Pepper Oil Company Inc	19	N	19-0032	05-A	2300 Tidelands Av National City
2 Pfenex Inc	02	N	02-0804	04-A	10790 Roselle St San Diego
2 Pfizer La Jolla Laboratories	02	N	02-0756	02-A	10777 Science Center Dr San Diego
2 Pipeline Therapeutics	02	N	02-1413	01-A	10578 Science Center Dr Suite 200 San Diego
2 Plexium Inc	02	N	02-1381	01-A	11494 Sorrento Valley Rd Suite A San Diego
2 Polaris Pharmaceuticals	02	N	02-1360	01-A	10675 Sorrento Valley Rd Suite 200 San Diego
2 Poseida Therapeutics	02	N	02-0786	02-A	9390 Towne Centre Dr Suite 200 San Diego
2 Precision Diagnostics	02	N	02-0943	02-A	4215 Sorrento Valley Bl San Diego
2 Prime Healthcare Paradise Valley Hospita	19	N	19-0024	05-A	2400 E 4th St National City
2 Prometheus Laboratories Inc	03	N	03-0685	03-A	9410 Carroll Park Dr San Diego
2 Propulsion Controls Engineering (PCE)	11	N	11-0527	04-A	1620 Rigel St San Diego
2 ProSci Inc	20	N	20-0157	01-A	12170 Flint Pl Poway
2 Proteogenomics Research Institute	04	N	04-0499	01-A	505 S Coast Bl Suite 209 San Diego
2 pSemi Corp	03	N	03-1190	03-A	9380 Carroll Park Dr San Diego
2 Pulse Electronics Inc	03	N	03-1549	01-A	15255 Innovation Dr Suite 100 San Diego
2 QED Bioscience Inc	01	N	01-0212	01-A	10919 Technology Pl Suite C San Diego
2 Quality Lift Trucks	13	N	13-0063	04-A	115 N Glover Av Suite A Chula Vista
2 Quantitative Biosciences Inc	02	N	02-1411	01-A	6185 E Cornerstone Ct Suite 107 San Diego
2 Quidel Cardiovascular Inc	03	N	03-1393	01-A	9965 Summers Ridge Rd San Diego
2 Quidel Corporation	02	N	02-0313	05-A	10165 Mc Kellar Ct San Diego
2 Rapid Transmissions	05	N	05-0635	01-A	3905 Convoy St San Diego
2 RayzeBio Inc	02	N	02-1436	02-A	9880 Campus Point Dr Suite 120 San Diego
2 Receptos Services LLC	02	N	02-1241	02-A	3033 Science Park Rd Suite 300 San Diego
2 Rejuvenate Bio Inc	02	N	02-1515	01-A	11425 Sorrento Valley Rd Suite 3 San Diego
2 Rendu USA Inc	02	N	02-1225	01-A	6048 W Cornerstone Ct Suite B San Diego
2 Republic Services dba Allied Waste Servis	13	N	13-0278	04-A	881 Energy Wy Chula Vista
2 Retrogen Inc	03	N	03-0696	02-A	6645 Nancy Ridge Dr San Diego
2 Reveal Bioscience	03	N	03-1520	01-A	6760 Top Gun St Suite 110 San Diego
2 Ron Baker Chevrolet Isuzu	19	N	19-0001	03-A	2301 National City Bl National City
2 Roswell Biotechnologies	02	N	02-0838	02-A	11095 Flintkote Av Suite A San Diego
2 Rush Truck Center	03	N	03-0954	05-A	8464 Miramar Rd San Diego
2 Salk Institute for Biological Studies	02	N	02-0033	03-A	10010 N Torrey Pines Rd La Jolla
2 San Diego Air Pollution Control District	03	N	03-1149	02-A	10124 Old Grove Rd San Diego
2 San Diego BioMedical Research Institute	02	N	02-1543	01-A	3525 John Hopkins Ct Suite 200 San Diego
2 San Diego County Regional Airport Authc	08	N	08-0385	01-A	3225 N Harbor Dr San Diego
2 San Diego Gas & Electric Company	06	N	06-0268	05-A	5488 Overland Av San Diego
2 San Diego Reference Laboratory	03	N	03-1014	03-A	6565 Nancy Ridge Dr San Diego
2 San Diego Transit Corporation	05	N	05-0384	02-A	4630 Ruffner St San Diego
2 San Diego Transit Corporation	11	N	11-0086	03-B	100 16th St San Diego
2 San Diego Trolley Inc	11	N	11-0040	02-A	1535 Newton Av San Diego

Active Permits Metrowide at Year End

Report run on: Monday, January, 3 2022 3:52 pm

<i>Class Name</i>	<i>Area</i>	<i>SIU</i>	<i>Facility</i>	<i>Permit</i>	<i>Address</i>
2 Sanford Burnham Prebys Medical Discover	02	N	02-0043	05-A	10901 N Torrey Pines Rd La Jolla
2 Sanford Consortium for Regenerative Mec	02	N	02-1100	01-A	2880 Torrey Pines Scenic Dr La Jolla
2 Sanford-Burnham Medical Research Instit	02	N	02-1014	03-A	10905 Road to the Cure San Diego
2 Scantibodies Laboratory Inc	21	N	21-0184	04-A	9336 Abraham Wy Santee
2 Scianalytical Strategies Inc	02	N	02-1433	01-A	9880 Campus Point Dr Suite 20 San Diego
2 Scripps Green Hospital and Clinic	02	N	02-0729	02-A	10666 N Torrey Pines Rd La Jolla
2 Scripps Health	03	N	03-1505	01-A	9535 Waples St Suite 200 San Diego
2 Scripps Heath - Orthopedic Research	02	N	02-1503	01-A	10255 Science Center Dr Suite B1 San Diego
2 Scripps Laboratories	03	N	03-0738	03-A	6838 Flanders Dr San Diego
2 Scripps Memorial Hospital	02	N	02-0040	03-A	9888 Genesee Av La Jolla
2 Scripps Memorial Hospital Chula Vista	13	N	13-0057	04-A	435 H St Chula Vista
2 Scripps Mercy Hospital	09	N	09-0825	02-A	4077 5th Av San Diego
2 SD Chem Inc	02	N	02-1194	01-A	5940 Pacific Mesa Ct Suite 202 San Diego
2 SDCCCD; City College	09	N	09-0041	02-A	1313 Park Bl San Diego
2 SDCCCD; Mesa College	05	N	05-0446	02-A	7250 Mesa College Dr San Diego
2 SDCCCD; Miramar College	03	N	03-0254	04-A	10440 Black Mountain Rd San Diego
2 SDG&E - Miramar Facility	05	N	05-0669	04-A	6875 Consolidated Wy San Diego
2 SDG&E Environmental Lab	05	N	05-1280	01-A	4949 Greencraig Ln San Diego
2 SDUSD; San Diego Unified School Distri	05	N	05-0656	05-A	4710 Cardin St San Diego
2 Sea World San Diego	04	N	04-0016	06-A	500 Sea World Dr San Diego
2 Sekisui Diagnostics	03	N	03-1445	01-A	6740 Cobra Wy Suite 200 San Diego
2 Sekisui Diagnostics LLC	03	N	03-1327	02-A	6659 Top Gun St San Diego
2 Sequenom Inc	02	N	02-0827	02-A	3595 John Hopkins Ct San Diego
2 Shanghai Pharma Biotherapeutics USA In	02	N	02-1159	02-A	3545 John Hopkins Ct Suite 160 San Diego
2 Sharp Chula Vista Medical Center	13	N	13-0008	06-A	751 Medical Center Ct Chula Vista
2 Sharp Coronado Hospital	14	N	14-0002	04-A	250 Prospect Pl Coronado
2 Sharp Grossmont Hospital	18	N	18-0010	04-A	5555 Grossmont Center Dr La Mesa
2 Sharp Memorial Hospital	05	N	05-0039	03-A	7901 Frost St San Diego
2 Sharp Pathology Laboratory	05	N	05-1279	01-A	5651 Copley Dr San Diego
2 Shelter Island Boatyard	08	N	08-0247	01-A	2330 Shelter Island Dr Suite 1 San Diego
2 Sherwin Williams	05	N	05-0100	05-A	6625 Miramar Rd San Diego
2 Signal Pharmaceuticals LLC	02	N	02-0745	05-A	10300 Campus Point Dr Suite 100 San Diego
2 Signal Pharmaceuticals LLC	02	N	02-1340	02-A	4242 Campus Point Ct Suite 300 San Diego
2 Singlera Genomics Inc	04	N	04-0505	01-A	505 S Coast Bl Suite 307 La Jolla
2 Singular Genomics Systems Inc	02	N	02-1310	01-A	3033 Science Park Rd Suite 220 San Diego
2 Sloan Electric Company	11	N	11-0412	04-A	3520 Main St San Diego
2 Solar Turbines Inc	06	N	06-0013	04-A	4200 Ruffin Rd San Diego
2 Sorrento Therapeutics	03	N	03-1276	01-A	8395 Camino Santa Fe Suite A San Diego
2 Sorrento Therapeutics Inc	02	N	02-0906	04-A	9380 Judicial Dr San Diego
2 Sorrento Therapeutics Inc	02	N	02-1163	02-A	4122 Sorrento Valley Bl Suite 105 San Diego
2 Southwestern Community College	13	N	13-0040	05-A	900 Otay Lakes Rd Chula Vista
2 STA Pharmaceutical	03	N	03-1382	01-A	6114 Nancy Ridge Dr San Diego
2 Statewide Stripes Inc	06	N	06-0596	02-A	7320 Mission Gorge Rd San Diego
2 Stemedica Cell Technologies Inc	03	N	03-1026	02-A	6350 Nancy Ridge Dr Suite 102 San Diego
2 Stratify Genomics Inc	02	N	02-1376	01-A	11575 Sorrento Valley Rd Suite 214 San Diego

Active Permits Metrowide at Year End

Report run on: Monday, January, 3 2022 3:52 pm

<i>Class Name</i>	<i>Area</i>	<i>SIU</i>	<i>Facility</i>	<i>Permit</i>	<i>Address</i>
2 Sundance Stage Lines	11	N	11-0261	04-A	3762 Main St San Diego
2 Sunstate Equipment Company	02	N	02-0779	03-A	5590 Eastgate Ml San Diego
2 Super Welding of Southern California	13	N	13-0534	01-A	609 Anita St Chula Vista
2 Synthetic Genomics Inc	02	N	02-1002	01-A	3020 Callan Rd San Diego
2 Synthorx Inc	02	N	02-0777	04-A	11099 N Torrey Pines Rd Suite 200 La Jolla
2 Takeda Development Center Americas Inc	02	N	02-1074	01-A	9625 Towne Centre Dr San Diego
2 Tanabe Research Laboratories	02	N	02-0510	05-A	4540 Towne Centre Ct San Diego
2 Tanvex BioPharma USA Inc	02	N	02-0501	06-A	10394 Pacific Center Ct San Diego
2 Tanvex BioPharma USA Inc	02	N	02-0908	03-A	10421 Pacific Center Ct San Diego
2 TC Construction Company Inc	21	N	21-0078	03-A	10510 Prospect Av Santee
2 Tenova Pharmaceuticals	02	N	02-1268	01-A	6650 Lusk Bl Suite B107 San Diego
2 Tesla Inc	06	N	06-0658	01-A	3888 Calle Fortunada San Diego
2 The Banck Center	03	N	03-1161	02-A	8716 Production Av San Diego
2 The Binding Site	03	N	03-1135	01-A	6730 Mesa Ridge Rd San Diego
2 The Center for Aquaculture Technologies	02	N	02-0971	01-A	8395 Camino Santa Fe Suite E San Diego
2 The Jankovich Company	11	N	11-0379	04-A	961 E Harbor Dr San Diego
2 The Scripps Research Institute	02	N	02-0730	03-A	10466 N Torrey Pines Rd La Jolla
2 The Scripps Research Institute	02	N	02-0803	03-A	3528 General Atomics Ct San Diego
2 Thermo Fisher Scientific	02	N	02-1434	01-A	9880 Campus Point Dr Suite 30 San Diego
2 Thunderbird Products Inc	16	N	16-0651	02-A	1148 N Marshall Av El Cajon
2 Tioga Research	03	N	03-1341	02-A	6330 Nancy Ridge Dr Suite 102 San Diego
2 Toray Membranes USA Inc	20	N	20-0033	03-A	13435 Danielson St Poway
2 TP Therapeutics	02	N	02-1331	01-A	10628 Science Center Dr Suite 100 San Diego
2 Transdev Services Inc	13	N	13-0399	03-A	3650 Main St Chula Vista
2 TriLink Biotechnologies LLC	02	N	02-1416	01-A	10770 Wateridge Cr Suite 200 San Diego
2 Triton Algae Innovations	02	N	02-1048	01-A	11760 Sorrento Valley Rd Suite P&R San Diego
2 Truck Net LLC	12	N	12-0177	02-A	8490 Avenida De La Fuente San Diego
2 Trutino Biosciences	03	N	03-1529	01-A	10179 Huennekens St Suite 101 San Diego
2 Truvian Sciences	02	N	02-1062	01-A	10300 Campus Point Dr Suite 190 San Diego
2 UCSD Medical Center	09	N	09-0012	03-A	200 W Arbor Dr San Diego
2 UCSD Scripps Institution of Oceanograph	04	N	04-0211	03-A	8602 La Jolla Shores Dr La Jolla
2 Ultima Genomics Inc	02	N	02-0222	01-A	10855 Sorrento Valley Rd Suite 101 San Diego
2 Unifirst Corporation	11	Y	11-0398	07-A	4041 Market St San Diego
2 United Rentals	06	N	06-0344	02-A	5580 Kearny Villa Rd San Diego
2 University of California San Diego	02	Y	02-0112	06-B	9500 Gilman Dr 0089 La Jolla
2 University of San Diego	05	N	05-0013	02-A	5998 Alcalá Park San Diego
2 US Specialty Labs	02	N	02-0885	02-A	11588 Sorrento Valley Rd Suite 16 San Diego
2 USN;Marine Corps Recruit Depot	08	N	08-0016	05-A	4600 Belleau Av Bldg 224 San Diego
2 USN;Naval Amphibious Base Coronado	08	N	08-0490	05-A	3420 Guadalcanal Rd Bldg 104 San Diego
2 USN;Naval Base Point Loma	08	N	08-0009	07-A	140 Sylvester Rd San Diego
2 USN;Naval Base San Diego	11	Y	11-0016	06-B	32nd St @ Harbor Dr San Diego
2 USN;Naval Medical Center San Diego	09	N	09-0009	06-A	34800 Bob Wilson Dr San Diego
2 USN;Space & Naval Warfare Systems Ce	08	N	08-0017	05-A	53560 Hull St San Diego
2 UT; Ametek Inc	16	Y	16-0785	06-A	790 Greenfield Dr El Cajon
2 UT; Apex Companies LLC	11	N	11-0592	02-A	3504 Main St San Diego

Active Permits Metrowide at Year End

Report run on: Monday, January, 3 2022 3:52 pm

<i>Class Name</i>	<i>Area</i>	<i>SIU</i>	<i>Facility</i>	<i>Permit</i>	<i>Address</i>
2 UT; Arcadis US Inc	09	Y	09-0947	02-A	2200 Pacific Hy San Diego
2 UT; BBC Environmental Inc	10	N	10-0499	04-A	Various (Metro Area) San Diego
2 UT; Brenntag Pacific Inc	13	Y	13-0549	03-A	1888 Nirvana Av Chula Vista
2 UT; ETIC Engineering Inc	13	Y	13-0530	01-A	745 H St Chula Vista
2 UT; General Dynamics NASSCO	11	N	11-0563	03-A	2798 E Harbor Dr San Diego
2 UT; Granite Construction Company	08	Y	08-0600	06-B	3225 N Harbor Dr San Diego
2 UT; Holland Partner Group	09	Y	09-1018	01-B	225 W B St San Diego
2 UT; Innovative Environmental Solutions	13	Y	13-0454	07-C	1330 3rd Av Chula Vista
2 UT; IQHQ RaDD I LLC	09	Y	09-1013	03-A	850 Pacific Hy San Diego
2 UT; SC Valley Engineering Inc	04	Y	04-0569	01-B	717 Pacific Beach Dr San Diego
2 UT; St Vincent De Paul Village	11	N	11-0241	05-B	1501 Imperial Av San Diego
2 UT; Thrifty Oil Company # 043	16	Y	16-0565	12-A	1092 E Washington Av El Cajon
2 UT; Thrifty Oil Company # 419	07	N	07-0171	07-A	8787 Lake Murray Bl San Diego
2 UT; Thrifty Oil Company #405	05	N	05-1189	04-A	2505 Morena Bl San Diego
2 UT; USN NBPL Defense Fuel Support Po	08	Y	08-0008	07-A	199 Rosecrans St San Diego
2 VA San Diego Healthcare System	02	N	02-1095	01-A	3350 La Jolla Village Dr San Diego
2 VAS Engineering	06	N	06-0519	04-A	4750 Viewridge Av San Diego
2 Velocity Truck Centers SD	03	N	03-0077	06-A	6066 Miramar Rd San Diego
2 Verity Analytics LLC	03	N	03-1406	01-A	8888 Miramar Rd Suite 4 San Diego
2 Veterinary Specialty Hospital	02	N	02-1011	02-A	10435 Sorrento Valley Rd San Diego
2 Viscient Biosciences	02	N	02-1373	02-A	11575 Sorrento Valley Rd Ste 208 San Diego
2 Vividion Therapeutics Inc	02	N	02-0902	03-A	5871 Oberlin Dr Suite 100 San Diego
2 Waste Management	16	N	16-0405	02-A	1001 W Bradley Av El Cajon
2 Wholesale Automotive Machine Inc	07	N	07-0104	02-A	6347 Mission Gorge Rd San Diego
2 Wildcat Discovery Technologies Inc	03	N	03-1394	01-A	6255 Ferris Sq Suite A San Diego
2 Xen Biofluidx Inc	02	N	02-0124	03-A	11495 Sorrento Valley Rd San Diego
2 Zoetis Reference Laboratories	02	N	02-1506	01-A	10455 Sorrento Valley Rd Suite 100 San Diego
2 Zoological Society of San Diego	09	N	09-0048	01-A	2920 Zoo Dr San Diego
2 Zyagen	02	N	02-1231	02-A	10225 Barnes Canyon Rd Suite 205 San Diego
2C AEM (Holdings) Inc	03	N	03-1206	03-A	6610 Cobra Wy San Diego
2C Ajinomoto Althea Inc	02	N	02-0892	03-A	11040 Roselle St San Diego
2C Decco Castings Inc	16	N	16-0024	06-A	1596 Pioneer Wy El Cajon
2C NuVasive Inc	02	N	02-1071	01-A	7475 Lusk Bl San Diego
2C San Diego State University	10	N	10-0023	04-B	5500 Campanile Dr San Diego
2F Adrian F Naguit DDS	03	N	03-0887	02-A	9888H Carmel Mountain Rd San Diego
2F Ana Simerlein DDS	04	N	04-0360	01-A	1919 Grand Av San Diego
2F Aurea B & Arleen Crisostomo DDS	19	N	19-0345	01-A	905 E 8th St National City
2F Bernardo Heights Vet Hospital	01	N	01-0134	01-A	15721 Bernardo Heights Py Suite K San Diego
2F Bernardo West Chiropractic	01	N	01-0127	01-A	16776 Bernardo Center Dr Suite 101 San Diego
2F Bowen Enterprises	16	N	16-0012	01-A	380 Coogan Wy El Cajon
2F Carl J Hemesath DDS Inc	13	N	13-0323	01-A	855 3rd Av Suite 3330 Chula Vista
2F Center City Printing	09	N	09-0028	02-A	1031 14th St San Diego
2F City; Print Shop	06	N	06-0350	01-A	8835 Balboa Av San Diego
2F County Administration Center	09	N	09-0770	01-A	1600 Pacific Hy Room 402 San Diego
2F Daniel M Kleiner DPM	21	N	21-0293	01-A	10201 Mission Gorge Rd Santee

Active Permits Metrowide at Year End

Report run on: Monday, January, 3 2022 3:52 pm

<i>Class Name</i>	<i>Area</i>	<i>SIU</i>	<i>Facility</i>	<i>Permit</i>	<i>Address</i>
2F Del Mar Blue Print Company Inc	15	N	15-0015	01-A	2201 San Dieguito Dr Del Mar
2F Derek Hyun Dental Corp	20	N	20-0229	01-A	13025 Pomerado Rd Suite B Poway
2F Dung Ly General Dentistry	10	N	10-0445	01-A	4310 Euclid Av Suite A San Diego
2F Ferdinand Tuazon DDS	19	N	19-0344	01-A	1235 E 8th St National City
2F Francis Parker School	05	N	05-0866	02-A	6501 Linda Vista Rd San Diego
2F Fromex Photo Systems	10	N	10-0494	01-A	6370 El Cajon Bl San Diego
2F Gary A Olen DDS	16	N	16-0495	01-A	773 Broadway El Cajon
2F Gary L Mcclanahan DDS	10	N	10-0424	01-A	2449 E Plaza Bl Suite A San Diego
2F George's Camera/Video Exchange	09	N	09-0282	01-A	3837 30th St San Diego
2F Goodway Printing & Graphics	05	N	05-1148	01-A	7372 Convoy Ct San Diego
2F Granite Hills High School	16	N	16-0218	01-A	1719 E Madison Av El Cajon
2F Graphics Unlimited	02	N	02-0364	02-A	10477 Roselle St Suite B San Diego
2F Horizon Dental Group	16	N	16-0491	01-A	742 Broadway El Cajon
2F IPM Lithographics Inc	03	N	03-0460	01-A	9040 Carroll Wy Suite 9 San Diego
2F Jerry T Herring DDS	18	N	18-0214	01-A	5308 Lake Murray Bl Suite D La Mesa
2F Juvenile Detention Facility	12	N	12-0231	01-A	446 Alta Rd San Diego
2F L C Family Dental Care	05	N	05-0913	01-A	5527 Clairemont Mesa Bl San Diego
2F La Mesa Family Dental Group	18	N	18-0201	01-A	5680 Lake Murray Bl Suite B La Mesa
2F Marc N Reis DDS	08	N	08-0466	01-A	4606 Voltaire St San Diego
2F Mesa Dental Group	03	N	03-0863	01-A	9225 Mira Mesa Bl Suite 212 San Diego
2F Michael Reynolds DDS	04	N	04-0305	01-A	7742 Herschel Av Suite 1 La Jolla
2F North County Orthopaedic Medical Group	05	N	05-0969	01-A	8929 University Center Ln Suite 100 San Diego
2F North Park Dental	10	N	10-0518	01-A	3426 University Av San Diego
2F RB Westwood Dental Care	01	N	01-0124	01-A	11645 Duenda Rd San Diego
2F Rober A Alder DDS	09	N	09-0752	01-A	920 Washington Av San Diego
2F Sam Parsi DDS	01	N	01-0136	01-A	11777 Bernardo Plaza Ct Suite 106 San Diego
2F Samar Atto DDS	16	N	16-0492	02-A	1252 Broadway Suite B El Cajon
2F St Vincent De Paul Village	11	N	11-0394	01-A	1501 Imperial Av San Diego
2F Vernon T K Au DDS	18	N	18-0157	01-A	5340 Jackson Dr La Mesa
2F Vicente Miramor DDS Inc	13	N	13-0421	01-A	276 Church Av Unit C Chula Vista
2F Waiel Y Putrus DDS	19	N	19-0249	01-A	2004 Highland Av National City
2F Western Press	07	N	07-0071	00-A	4401 Twain Av Suite 20 San Diego
2F Yoshindo Shibuya DDS Inc	13	N	13-0184	01-A	468 3rd Av Chula Vista
2Z Decisive Testing Inc	10	N	10-0384	04-A	4735 Myrtle Av San Diego
2Z Solar Turbines Inc	09	N	09-0023	05-A	2200 Pacific Hy San Diego
2Z US Coast Guard	08	N	08-0304	04-A	2710 N Harbor Dr San Diego
2Z USN;Marine Corps Air Station Miramar	05	Y	05-1019	06-B	45249 Miramar Wy San Diego
3 Ajinomoto Foods North America Inc	12	Y	12-0220	05-A	8411 Siempre Viva Rd San Diego
3 Allstate Van & Storage dba Allstate Movi	20	N	20-0113	03-A	12356 McIvers Ct Poway
3 Alsco Inc	09	Y	09-0001	07-A	705 W Grape St San Diego
3 Aqua Aire West LLC	11	N	11-0447	04-A	3561 Dalbergia St San Diego
3 Ballast Point Brewery Miramar	03	Y	03-0270	04-A	9045 Carroll Wy San Diego
3 Boochcraft	13	N	13-0562	01-A	692 Anita St Chula Vista
3 Carrillo and Sons Collision Center	06	N	06-0662	01-A	4680 Old Cliffs Rd San Diego
3 Chevron Stations Inc #1922	22	N	22-0067	01-A	7209 Broadway Lemon Grove

Active Permits Metrowide at Year End

Report run on: Monday, January, 3 2022 3:52 pm

<i>Class Name</i>	<i>Area</i>	<i>SIU</i>	<i>Facility</i>	<i>Permit</i>	<i>Address</i>
3 Chula Vista Ford and Kia	13	N	13-0316	04-A	560 Auto Park Dr Chula Vista
3 City Water Pipeline Flush Approvals	06	N	06-0433	01-A	9192 Topaz Wy San Diego
3 City; Fire - Rescue Dept Repair Facility	06	N	06-0071	05-A	3870 Kearny Villa Rd San Diego
3 Clean Harbors Environmental Services Inc	03	N	03-0535	06-A	6465 Marindustry Dr San Diego
3 CRH California Water Inc dba Culligan W	09	N	09-0975	02-A	885 Gateway Center Wy Suite 101 San Diego
3 DARPRO Solutions Division of Darling Ir	03	N	03-0332	05-A	8096 Miramar Rd San Diego
3 Emerald Textiles LLC	12	Y	12-0065	05-A	1725 Dornoch Ct Suite 100 San Diego
3 G & M Oil Company # 54	05	N	05-1099	02-A	8110 Balboa Av San Diego
3 G&M Oil Company #178	07	N	07-0094	03-A	8815 Lake Murray Bl San Diego
3 Gabriel Tortilleria & Mexican Food	11	N	11-0589	01-A	2480 Imperial Av San Diego
3 Genie Car Wash	08	N	08-0059	03-A	3949 W Point Loma Bl San Diego
3 Genie Car Wash and Oil Change	10	N	10-0386	03-A	5985 University Av San Diego
3 Hillcrest Shell	09	N	09-1014	01-A	330 Washington St San Diego
3 JDZ Inc DBA AleSmith Brewing Compan	03	Y	03-1300	02-A	9990 AleSmith Ct San Diego
3 Jensen Meat Company Inc	12	Y	12-0275	03-A	2550 Britannia Bl Suite 101 San Diego
3 Johnson's Catering	06	N	06-0592	02-A	9341 Ruffin Ct San Diego
3 Juice Delivery LLC dba Solti	03	N	03-1381	01-A	8380 Miralani Dr Suite A San Diego
3 JuneShine	03	N	03-1176	05-A	10051 Old Grove Rd San Diego
3 Kraft Heinz Foods Company	12	Y	12-0154	05-A	7878 Airway Rd San Diego
3 Kuni Services Building	03	N	03-1364	01-A	9115 Activity Rd San Diego
3 La Mesa RV Center Inc	05	N	05-0801	02-A	7430 Copley Park Pl San Diego
3 Liquid Environmental Solutions	33	N	33-0069	02-A	12740 Vigilante Rd Lakeside
3 Marine Group Boat Works	13	N	13-0147	02-A	997 G St Chula Vista
3 Marine Group Boat Works	19	N	19-0384	01-A	1313 Bay Marina Dr National City
3 Moody's Lunch Service Inc	11	N	11-0147	03-A	4637 Market St San Diego
3 Mossy Inc	19	N	19-0115	05-A	2700 National City Bl National City
3 Palm Ave LLC	12	N	12-0028	02-A	1835 Palm Av San Diego
3 Penhall Company	02	N	02-0527	05-A	5775 Eastgate Dr San Diego
3 Pio Pico Energy Center	36	Y	36-0009	02-A	7363 Calzada de la Fuente San Diego
3 Poway Unified School District	20	N	20-0020	02-A	13626 Twin Peaks Rd Poway
3 RJ Donovan Correctional Facility	12	Y	12-0038	06-A	480 Alta Rd San Diego
3 Saint Archer Brewing Company	03	Y	03-1338	02-A	9550 Distribution Av San Diego
3 San Diego Unified Port District	11	N	11-0041	03-A	1790 Water St San Diego
3 Santa Monica Seafood dba Chesapeake Fi	11	N	11-0251	04-A	535 Harbor Ln San Diego
3 Soapy Joes	34	N	34-0043	02-A	2658 Jamacha Rd El Cajon
3 Spectex Inc dba Specialty Textile Services	12	Y	12-0283	03-A	1333 30th St Suite A San Diego
3 Star Laundry Services	11	Y	11-0321	04-A	3410 Main St San Diego
3 Stella Polly Inc dba Mikkeller San Diego	03	N	03-1194	02-A	9368 Cabot Dr San Diego
3 Sunbelt Rentals Inc	20	N	20-0112	04-A	13044 Poway Rd Poway
3 Tarantino Wholesale Food Distributor	12	Y	12-0212	03-A	7651 Saint Andrews Av San Diego
3 The Hertz Corporation	08	N	08-0398	02-A	3202 N Harbor Dr San Diego
3 Thomas Industrial Water	11	N	11-0475	02-A	3351 National Av San Diego
3 Toyota Chula Vista	13	N	13-0439	02-A	650 Main St Chula Vista
3 United Parcel Service Inc	13	N	13-0283	05-A	2300 Boswell Ct Chula Vista
3 US Border Patrol	12	N	12-0024	04-A	3752 Beyer Bl San Diego

Active Permits Metrowide at Year End

Report run on: Monday, January, 3 2022 3:52 pm

<i>Class Name</i>	<i>Area</i>	<i>SIU</i>	<i>Facility</i>	<i>Permit</i>	<i>Address</i>
3 US General Services Administration - SYI	12	Y	12-0285	03-A	720 E San Ysidro Bl San Diego
3 UT; 7510 Hazard LLC	05	Y	05-1250	03-A	7400 Hazard Center Dr San Diego
3 UT; Blue Pacific Engineering and Constr	11	Y	11-0609	01-A	10 Woodlawn Av Chula Vista
3 UT; Blue Pacific Engineering and Constr	20	Y	20-0304	01-A	16711 Martincoit Rd Poway
3 UT; Burns & McDonnell	08	Y	08-0649	01-A	2246 W Washington St San Diego
3 UT; City of San Diego - Storm Water Divi	11	Y	11-0534	04-A	111 W Harbor Dr San Diego
3 UT; DPR Construction	02	N	02-1428	01-A	3115 Merryfield Rw San Diego
3 UT; Flatiron West Inc	05	Y	05-1351	01-A	885 Sherman St San Diego
3 UT; Garden Communities	03	N	03-1443	01-A	11005 Westview Py San Diego
3 UT; Granite Construction - Lindo Lake Pr	33	Y	33-0077	01-A	12660 Lindo Ln Lakeside
3 UT; Harbach Residence	04	N	04-0492	03-A	5372 Calumet Av La Jolla
3 UT; La Jolla LLC	04	N	04-0435	04-A	7817 Ivanhoe Av San Diego
3 UT; Lennar	03	Y	03-1537	01-A	9245 Camino Santa Fe San Diego
3 UT; Orion Construction Corporation	10	Y	10-0597	01-A	6500 Imperial Av San Diego
3 UT; Shimmick Construction	02	N	02-1553	01-A	4940 Eastgate Mall San Diego
3 Water Works Inc	06	N	06-0569	02-A	5490 Complex St Suite 602 San Diego
3 WC IPA LLC	03	Y	03-0966	04-A	6550 Mira Mesa Bl San Diego
3 Western Mower & Engine	20	N	20-0179	01-A	12823 Pomerado Rd Poway
3 White Labs Inc	03	N	03-1369	01-A	9495 Candida St San Diego
4 144th Minimal Care Detachment	06	N	06-0515	03-A	16588 Bernardo Center Dr Suite 160 San Diego
4 555 AUTO REPAIR & BODY	10	N	10-0458	01-A	2400 Admiral Baker Rd San Diego
4 5915 Steel Inc	07	N	07-0038	01-A	4150 University Av San Diego
4 5th Axis CNC	05	N	05-1211	01-A	5915 Mission Gorge Rd San Diego
4 A & B Truck Recycling	11	N	11-0088	00-A	7140 Engineer Rd San Diego
4 A & D Steel Inc	21	N	21-0272	01-A	2863 Commercial St San Diego
4 A & J Metal Finishing	16	N	16-0566	02-A	8057 Wing Av El Cajon
4 A & M Auto Repair	10	N	10-0398	01-A	1080 W Bradley Av Suite D El Cajon
4 A & M Reinforcement Specialists	33	N	33-0055	01-A	3250 Adams Av San Diego
4 A & Z Coin Laundry	09	N	09-0938	01-A	15353 Olde Highway 80 El Cajon
4 A + C Tire Service Auto Repair	10	N	10-0347	02-A	2510 Uiversity Av San Diego
4 A A Printing Inc	18	N	18-0024	00-A	4260 El Cajon Bl San Diego
4 A B Brite Cleaners	17	N	17-0016	02-A	7323 El Cajon Bl La Mesa
4 A M Ortega Construction	33	N	33-0029	01-A	674 Palm Av Imperial Beach
4 A-1 Broadway Foto	09	N	09-0656	02-A	10125 Channel Rd Lakeside
4 AAA Printing Company Inc	16	N	16-0490	01-A	148 W Broadway San Diego
4 Aamco Transmission	22	N	22-0012	01-A	1315 Broadway El Cajon
4 Abbate Dental Clinic	13	N	13-0389	01-A	8074 Broadway Lemon Grove
4 Abcana Industries	16	N	16-0293	01-A	79 Minot Av Chula Vista
4 Able Sandblasting & Powder Coating	21	N	21-0279	01-A	545 W Bradley Av El Cajon
4 Absolute Perfection	11	N	11-0465	01-A	1666 N Magnolia Av Suite K El Cajon
4 Accurate Automotive & Muffler	35	N	35-0018	01-A	200 Harbor Dr San Diego
4 Accurate Elastomer Products	05	N	05-0571	02-A	1272 Greenfield Dr El Cajon
4 Ace Industries Inc	13	N	13-0160	01-A	4370 Jutland Dr San Diego
4 Acea Biosciences, Inc.	02	N	02-1365	01-A	738 Design Ct Chula Vista
4 Action Cleaning Corporation	11	N	11-0390	03-A	4224 Campus Point Ct Suite 210 San Diego

Active Permits Metrowide at Year End

Report run on: Monday, January, 3 2022 3:52 pm

<i>Class Name</i>	<i>Area</i>	<i>SIU</i>	<i>Facility</i>	<i>Permit</i>	<i>Address</i>
4 Advance Plastics	19	N	19-0306	02-A	1620 Newton Av San Diego
4 Advanced Automotive	21	N	21-0119	00-A	225 W 30th St National City
4 Advanced Coating Solutions	12	N	12-0251	01-A	7945 Mission Gorge Rd Suite 108 Santee
4 Advanced Fleet Service	21	N	21-0280	01-A	2295 Paseo De Las America Suite 20 San Diego
4 Advanced Glass	08	N	08-0581	01-A	208 Greenfield Dr Suite I El Cajon
4 Advanced International Technology	03	N	03-1240	01-A	2183 Bacon St San Diego
4 Advanced Mechatronics Solutions	12	N	12-0241	01-A	9909 Hibert St Suite A San Diego
4 Advanced Metal Forming Inc	11	N	11-0460	01-A	9163 Siempre Viva Rd Suite F San Diego
4 Adventure 16 Inc	07	N	07-0018	00-A	2075 National Av San Diego
4 Aegis Entertainment	04	N	04-0322	01-B	4620 Alvarado Canyon Rd San Diego
4 Aero Paint	16	N	16-0307	00-A	888 Prospect St Suite 240 La Jolla
4 Aerowind Corporation	16	N	16-0414	02-A	1780 Joe Crosson Dr Suite G El Cajon
4 Affordable Grease	12	N	12-0286	01-A	1959 John Towers Av El Cajon
4 AFM Microelectronics Inc	03	N	03-1467	01-A	5662 Otay Valley Rd San Diego
4 AFS Industries	13	N	13-0322	01-A	7915 Silverton Av Suite 315 San Diego
4 Aguilar Auto Sales	12	N	12-0238	01-A	520 Marina Parkway Chula Vista
4 Aguilar Inc	11	N	11-0346	01-A	2264 Palm Av San Diego
4 Ahern Rentals	33	N	33-0065	01-A	2302 Newton Av San Diego
4 Aim 4 Health Center	10	N	10-0155	01-A	10529 Vine St Lakeside
4 A-I-M Plastics Inc	21	N	21-0257	01-A	3924 El Cajon Bl San Diego
4 Air Exhaust Corporation	16	N	16-0394	01-A	9326 Abraham Wy Santee
4 Airgas West Inc	16	N	16-0591	01-A	1937 Friendship Dr Suite E El Cajon
4 AJM Packaging Corporation	16	N	16-0403	06-A	1192 Pioneer Wy El Cajon
4 AJ-USA Inc	03	N	03-0757	00-A	1160 Vernon Wy El Cajon
4 Aker Leather Products	13	N	13-0492	01-A	6620 Mira Mesa Bl San Diego
4 Al Archard Inc	16	N	16-0609	01-A	2248 Main St Suite 6 Chula Vista
4 Alamo Rent A Car Inc	08	N	08-0284	02-A	661 El Cajon Bl El Cajon
4 Alba Action Sports	20	N	20-0046	02-A	2942 Kettner Bl San Diego
4 Albert J Sharf MD Inc	19	N	19-0338	01-A	12160 Community Rd Poway
4 Albert Nottali DDS	18	N	18-0199	01-A	655 Euclid Av Unit 304 National City
4 Albertsons	05	N	05-0977	02-A	4990 70th St Space B La Mesa
4 Albertsons # 6702	15	N	15-0020	03-A	7715 Balboa Av San Diego
4 Albertsons # 6707	22	N	22-0065	03-A	2707 Via de la Valle Del Mar
4 Albertsons # 6710	18	N	18-0167	03-A	7090 Broadway Lemon Grove
4 Albertsons # 6770	03	N	03-0976	03-A	8920 Fletcher Py La Mesa
4 Albertsons # 6771	16	N	16-0534	03-A	10740 Westview Py San Diego
4 Albertsons # 6783	34	N	34-0080	02-A	1608 Broadway El Cajon
4 Alicia K Kennedy DDS	04	N	04-0300	03-A	2899 Jamacha Rd Spring Valley
4 Aliya I Khan MD	18	N	18-0205	01-A	7334 Girard Av Suite 101 La Jolla
4 All American Car Wash	13	N	13-0112	01-A	5360 Jackson Dr Suite 100 La Mesa
4 All American Car Wash	16	N	16-0354	01-A	1137 Broadway Chula Vista
4 All American Car Wash	17	N	17-0003	00-A	111 S 1st St El Cajon
4 All American Car Wash dba MMAS	03	N	03-0687	01-A	1158 Palm Av Imperial Beach
4 Allan Company	05	N	05-0744	01-A	10641 Camino Ruiz San Diego
4 Alldent Dental Center	20	N	20-0102	03-A	6733 Consolidated Wy San Diego

Active Permits Metrowide at Year End

Report run on: Monday, January, 3 2022 3:52 pm

<i>Class Name</i>	<i>Area</i>	<i>SIU</i>	<i>Facility</i>	<i>Permit</i>	<i>Address</i>
4 Allenwest Inc	05	N	05-0602	01-A	12845 Poway Rd Suite 400 Poway
4 Alliant International University	06	N	06-0560	01-A	8245 Ronson Rd Suite I San Diego
4 Allied Aviation	08	N	08-0489	02-A	10455 Pomerado Rd San Diego
4 Allied Technology Group	21	N	21-0198	02-A	3698 Pacific Highway St Unit C San Diego
4 Allure Windows and Doors	16	N	16-0099	02-A	11491 Woodside Av Santee
4 Alpha Dental	10	N	10-0427	03-A	1357 N Cuyamaca St El Cajon
4 Alpha Die Cutting Company	05	N	05-0795	02-A	4276 54th Pl Suite D San Diego
4 Alpha Powder Coating	16	N	16-0783	01-A	4878 Ronson Ct Suite E&H San Diego
4 Alpha Therapeutic Corporation	19	N	19-0291	01-A	440 Front St El Cajon
4 Alpine Auto Repair	32	N	32-0005	01-A	2720 Hoover Av National City
4 Alpine Beer Company	32	N	32-0009	01-A	2417 Alpine Bl Alpine
4 Alpine Country Station	32	N	32-0007	01-A	2351 Alpine Bl Alpine
4 Alpine Equipment Rentals	32	N	32-0013	01-A	2232 Alpine Bl Alpine
4 Alpine Shell Station	32	N	32-0006	01-A	2110 Alpine Bl Alpine
4 Alpine Stained Glass	10	N	10-0483	02-A	1340 Tavern Rd Alpine
4 Alpine Texaco	32	N	32-0008	01-A	6331 University Av San Diego
4 Alse Auto	10	N	10-0496	01-A	2235 Alpine Bl Alpine
4 Altech Machining Inc	21	N	21-0114	01-A	4603 El Cajon Bl Suite B San Diego
4 Alt's Tool & Machine	21	N	21-0294	01-A	11000 N Woodside Av Santee
4 Alturdyne	05	N	05-0141	00-A	10926 N Woodside Av Santee
4 Alvarado Breast Center	10	N	10-0485	02-A	8050 Armour St San Diego
4 Alvarado Parkway Institute	18	N	18-0003	00-A	6386 Alvarado Ct Suite 107 San Diego
4 Ambart Inc	13	N	13-0428	01-A	7050 Parkway Dr La Mesa
4 American & Foreign Auto Wreckers Inc	11	N	11-0468	01-A	652 H St Chula Vista
4 American Airlines	08	N	08-0004	04-A	1615 Logan Av San Diego
4 American Biologics	13	N	13-0495	01-A	2330 Stillwater Rd San Diego
4 American Medical Response	06	N	06-0522	01-A	1180 Walnut Av Chula Vista
4 American Metal Processing	16	N	16-0007	03-A	8808 Balboa Av San Diego
4 American Safety Technologies	13	N	13-0509	02-A	390 Front St El Cajon
4 American Sputtering Technology	03	N	03-0946	01-A	679 Anita St Suite A Chula Vista
4 Americana Car Wash	02	N	02-0455	00-A	13240 Evening Creek Dr San Diego
4 Amico Scientific Corporation	05	N	05-1100	01-A	9510 Scranton Rd San Diego
4 Amuza Inc DBA Eicom USA	03	N	03-1297	01-A	1161 Cushman Av San Diego
4 Anacomp	03	N	03-1053	03-A	7098 Miratech Dr Suite 100 San Diego
4 Analytical Chemists Inc	06	N	06-0561	02-A	15378 Avenue of Science Suite 222 San Diego
4 Ancar International Inc	22	N	22-0083	01-A	7551 Convoy Ct San Diego
4 Anderson Chiropractic & Wellness	03	N	03-1212	01-A	7890 Lester Av Lemon Grove
4 Angelica Textile Services	11	N	11-0032	06-A	10585 Scripps Poway Py San Diego
4 Animal and Bird Hospital of Del Mar	15	N	15-0009	02-A	3939 Market St San Diego
4 Animal Medical Center	16	N	16-0724	01-A	2132 Jimmy Durante Bl Del Mar
4 Annex Automotive and Industrial Finishes	13	N	13-0064	03-A	600 Broadway El Cajon
4 Ann's Alteration & Dry Cleaning	10	N	10-0550	01-A	45 Broadway Chula Vista
4 Ann's Alterations & Dry Clean	03	N	03-1200	01-A	3435 University Av San Diego
4 Anny's Alteration	05	N	05-1171	01-A	8660 Miramar Rd Suite E San Diego
4 Anocote Powder	03	N	03-1344	01-A	4592 Clairemont Dr Suite 120 San Diego

Active Permits Metrowide at Year End

Report run on: Monday, January, 3 2022 3:52 pm

<i>Class Name</i>	<i>Area</i>	<i>SIU</i>	<i>Facility</i>	<i>Permit</i>	<i>Address</i>
4 An's Alteration & Dry Cleaning	09	N	09-0951	01-A	8745 Production Av Suite A San Diego
4 Ansata Therapeutics Inc	04	N	04-0434	01-A	3017 Adams Av San Diego
4 Anthony's Auto Center	13	N	13-0346	01-A	505 S Coast Bl Suite 412 San Diego
4 Anton F Misleh DDS	05	N	05-0922	02-A	305 E St Suite B Chula Vista
4 Apollo Tire Company	13	N	13-0363	01-A	4320 Genesee Av 204 San Diego
4 Applied Micro Circuit Corp	03	N	03-1310	01-A	1421 Broadway Suite 119 Chula Vista
4 Arc Products	12	N	12-0073	02-A	10052 Mesa Ridge Ct Suite 102 San Diego
4 Arcadia Architectural Coatings	16	N	16-0406	02-A	1245 30th St San Diego
4 ArcCastle Electrical Industries	11	N	11-0104	01-A	1899 Gillespie Wy El Cajon
4 Architectural Metal Supply	21	N	21-0273	01-A	3106 Main St San Diego
4 Arco San Diego Terminal	11	N	11-0284	05-A	01402 N Magnolia Av El Cajon
4 Arise Waco Scaffolding and Equipment	13	N	13-0330	02-A	2295 Harbor Dr San Diego
4 Armor Products Inc	33	N	33-0033	01-A	676 Moss St Chula Vista
4 Aroma Housewares	03	N	03-0963	01-A	12538 Vigilante Rd Lakeside
4 Aronovsky Photography Studio	05	N	05-1045	01-A	6469 Flanders Dr San Diego
4 Arrow Market	11	N	11-0482	01-A	7969 Engineer Rd Suite 202 San Diego
4 Art Works Production	21	N	21-0236	01-A	2638 Imperial Av San Diego
4 Art's Radiator & Air Conditioning	34	N	34-0051	02-A	9216 Abraham Wy Suite A Santee
4 Arya Cleaners	03	N	03-0638	01-A	9010 Jamacha Rd Spring Valley
4 Arya Cleaners	13	N	13-0284	01-A	8250 Mira Mesa Bl Suite D San Diego
4 Ashley A Goodman DDS	07	N	07-0166	02-A	2260 Otay Lakes Rd Chula Vista
4 AT&T Services Inc	13	N	13-0475	01-A	8736 Lake Murray Bl Suite 108 San Diego
4 Atlas Chemical	11	N	11-0012	01-A	1090 Apache Dr Chula Vista
4 Atlas Lithograph Company Inc	05	N	05-0012	03-A	2929 Commercial St San Diego
4 Atlas Radiator	16	N	16-0028	03-A	7807 Ostrow St San Diego
4 Auburn Company	21	N	21-0117	00-A	580 El Cajon Bl El Cajon
4 August European Motors Inc	03	N	03-0436	01-A	10431 Prospect Av Suite A Santee
4 Aurora Behavioral Health Care	03	N	03-0761	01-A	9705 Candida St San Diego
4 Aurora Fine Chemicals LLC - USA	03	N	03-1225	01-A	11878 Avenue of Industry San Diego
4 Aurum Assembly Plus Inc	03	N	03-1241	01-A	7929 Silverton Dr Suite 609 San Diego
4 Auto Access	19	N	19-0280	01-A	8829 Production Av San Diego
4 Auto Finance Specialists Inc	16	N	16-0633	01-A	1609 National City Bl National City
4 Auto Tech	16	N	16-0614	01-A	327 El Cajon Bl El Cajon
4 Auto-Chlor System	06	N	06-0559	02-A	910 El Cajon Bl El Cajon
4 Automated Customs Experts	12	N	12-0153	02-A	4388 Vandever Av San Diego
4 Automotive Fleet Service Inc	06	N	06-0187	01-A	9163 Siempre Viva Rd Suite A-B San Diego
4 Avis Rent A Car System Inc	08	N	08-0418	01-A	6029 Fairmount Av San Diego
4 AZ Auto Service	16	N	16-0637	01-A	3180 N Harbor Dr San Diego
4 B & B Heavy Equipment	33	N	33-0021	01-A	953 Broadway El Cajon
4 B & R Cycle	22	N	22-0063	01-A	12345 Mapleview St Lakeside
4 B + B Ice Inc	21	N	21-0250	02-A	7637 North Av Lemon Grove
4 B.Lloury LLC dba The Original 40 Brewin	09	N	09-1009	01-A	10011 Prospect Av Santee
4 Balboa Chrysler-Plymouth	05	N	05-0387	01-A	3117 University Av San Diego
4 Balboa Dental Care	05	N	05-1134	01-A	8010 Balboa Av San Diego
4 Banfield	13	N	13-0226	02-A	4223 Balboa Av Suite 109 San Diego

Active Permits Metrowide at Year End

Report run on: Monday, January, 3 2022 3:52 pm

<i>Class Name</i>	<i>Area</i>	<i>SIU</i>	<i>Facility</i>	<i>Permit</i>	<i>Address</i>
4 Banfield Pet Hospital	16	N	16-0466	03-A	820 Paseo Del Rey Chula Vista
4 Banny Hom Enterprises	16	N	16-0629	01-A	865 Jackman St El Cajon
4 Basile Studio Inc	09	N	09-0852	01-A	1240 W Main St El Cajon
4 Bay City Electric Works Inc	33	N	33-0012	02-A	640 10th Av San Diego
4 Bay Park Pet Clinic	05	N	05-0810	02-A	12208 Industry Rd Lakeside
4 Bay Plaza Cleaners	19	N	19-0312	01-A	1102 Morena Bl San Diego
4 Bay Sheet Metal	16	N	16-0757	01-A	1430 E Plaza Bl Suite E3 National City
4 Bayside Auto Inc	09	N	09-0854	01-A	1263 Greenfield Dr El Cajon
4 Bayside Rehabilitation & Care	09	N	09-0194	01-A	1304 India St San Diego
4 BD Bioscience (PharMingen)	03	N	03-0684	02-A	3520 4th Av San Diego
4 BD Diagnostics-GeneOhm Sciences	02	N	02-0843	03-A	8049 Arjons Dr San Diego
4 Beach Cities Auto Repair	04	N	04-0243	00-A	6146 Nancy Ridge Dr Suite 101 San Diego
4 Beacon Electric Supply	06	N	06-0643	01-A	4448 Lamont St San Diego
4 Bear's VW Machine	19	N	19-0185	01-A	9630 Chesapeake Dr San Diego
4 Beauty & Body Lounge	09	N	09-0750	02-A	337 W 35th St National City
4 Beck-n-Call	09	N	09-0869	01-A	1450 Washington St San Diego
4 Bejar Gate Company	05	N	05-1240	01-A	3181 G St San Diego
4 Bellama Custom Metal Fabricators Inc	13	N	13-0485	01-A	8016 Raytheon Rd San Diego
4 Belmont Laundry	08	N	08-0061	01-A	3129 Main St Chula Vista
4 Bernardo Heights Country Club	01	N	01-0144	01-A	4955 Pacific Hy San Diego
4 Berts Motor Werx Inc	11	N	11-0470	01-A	16066 Bernardo Heights Py San Diego
4 Best Auto Body	35	N	35-0024	01-A	1476 Island Av San Diego
4 Best Western Columbia Hotel	09	N	09-0335	00-A	1200 Greenfield Dr El Cajon
4 Best Western Posada Inn	08	N	08-0256	00-A	555 W Ash St San Diego
4 Best Western Seven Seas Lodge	09	N	09-0482	00-A	5005 N Harbor Dr San Diego
4 Big Hop LLC dba Thorn Street Brewery	09	N	09-0996	01-A	411 Hotel Circle S San Diego
4 Big O Tires	03	N	03-0968	01-A	3176 Thorn St San Diego
4 Big O Tires	13	N	13-0124	01-A	12093 Scripps Summit Dr Suite A San Diego
4 Big O Tires & Service Center	16	N	16-0612	01-A	399 Broadway Chula Vista
4 Big Toy Depot	12	N	12-0272	01-A	844 N Johnson Av El Cajon
4 Bill Howe Plumbing	06	N	06-0640	01-A	7515 Britannia Ct San Diego
4 Binding Site	02	N	02-1110	01-A	9085 Aero Dr Suite B San Diego
4 Biopart Labs	04	N	04-0498	01-A	5889 Oberlin Dr Suite 101 San Diego
4 Biosensors International	04	N	04-0431	01-A	6523 La Jolla Bl San Diego
4 Bitter Brothers Brewing Company	05	N	05-1266	01-A	505 S Coast Bl Suite 206 San Diego
4 BJ's Rentals	16	N	16-0369	02-A	4170 Morena Bl San Diego
4 BJ's Rentals Inc	10	N	10-0253	02-A	1717 E Main St El Cajon
4 Blatchfords Oriental Rug Clean	03	N	03-0616	00-A	3546 Euclid Av San Diego
4 Blaze Fire Fighters Inc	21	N	21-0102	00-A	7848 Silverton Av Suite G San Diego
4 BMW of El Cajon	16	N	16-0304	02-A	10622 Prospect Av Santee
4 BMW of San Diego	05	N	05-0625	04-A	720 El Cajon Bl El Cajon
4 Bob Bowen's Auto Service	18	N	18-0096	03-A	7860 Balboa Av San Diego
4 Bob Stall Chevrolet	18	N	18-0094	01-A	7191 Alvarado Rd La Mesa
4 Bobby's Radiator Shop	10	N	10-0383	01-A	7601 Alvarado Rd La Mesa
4 Bob's National City Auto Repair	19	N	19-0301	01-A	6521 Imperial Av San Diego

Active Permits Metrowide at Year End

Report run on: Monday, January, 3 2022 3:52 pm

<i>Class Name</i>	<i>Area</i>	<i>SIU</i>	<i>Facility</i>	<i>Permit</i>	<i>Address</i>
4 Bock Company	21	N	21-0123	02-A	1504 National City Bl National City
4 Bocks Awards	06	N	06-0604	01-A	8510 Railroad Av Santee
4 Bodhi Veterinary Clinic and Animal Hosp	09	N	09-0955	01-A	9285 Chesapeake Dr San Diego
4 Body Beautiful Car Wash	06	N	06-0326	01-A	2200 University Av San Diego
4 Body Beautiful Car Wash	09	N	09-0016	02-A	4282 Camino Del Rio N San Diego
4 Body Beautiful Car Wash	16	N	16-0278	01-A	2045 Pacific Hy San Diego
4 Body Beautiful Car Wash of Poway	20	N	20-0039	01-A	690 El Cajon Bl El Cajon
4 Bonded Carpet & Windows	05	N	05-1020	01-A	13236 Poway Rd Poway
4 Bonita Car Wash	13	N	13-0401	01-A	7831 Ostrow St San Diego
4 Bonita Cleaners	34	N	34-0012	01-A	3048 Bonita Rd Chula Vista
4 Bonita Golf Club	34	N	34-0040	01-A	5035 Central Av Ste C Bonita
4 Bonita Pet Hospital	13	N	13-0195	02-A	5540 Sweetwater Rd Bonita
4 Bonita Smiles Dentistry	13	N	13-0458	01-A	3438 Bonita Rd Chula Vista
4 Bonita Village Cleaners	13	N	13-0402	02-A	1558 E H St Suite B Chula Vista
4 Bordeaux Printers	21	N	21-0209	02-A	4054 Bonita Rd Chula Vista
4 Border X Brewing	11	N	11-0579	01-A	9216 Abraham Wy Suite E Santee
4 Borrego Chiropractic	07	N	07-0178	01-A	2181 Logan Av San Diego
4 Boulder Oral & Maxifacial Surgery	20	N	20-0231	01-A	5995 Mission Gorge Suite B San Diego
4 Bowlin's Auto Service	13	N	13-0151	01-A	12630 Monte Vista Rd Suite 205 Poway
4 Bradford Powder Coating	13	N	13-0483	01-A	850 Broadway Chula Vista
4 Brake Depot	34	N	34-0035	01-A	739 Design Ct Suite 503 Chula Vista
4 Brenntag Pacific Inc	13	N	13-0009	02-A	2926 Jamacha Rd El Cajon
4 Brent's Auto Works	35	N	35-0015	01-A	1888 Nirvana Av Chula Vista
4 Brew Zone SD	03	N	03-1539	01-A	1177 Greenfield Dr Suite G El Cajon
4 Brewer Cote of California Inc	34	N	34-0046	01-A	7396 Trade St Unit A San Diego
4 Brewery at the Top of the Mountain dba F	09	N	09-0324	01-A	1329 Sweetwater Ln Spring Valley
4 Bristol Farms # 2312	04	N	04-0391	02-A	4542 30th St San Diego
4 Britannia Motors Inc	09	N	09-0672	00-A	8510 Genesee Av San Diego
4 Broadway Auto Machine	22	N	22-0001	02-A	2210 1st Av San Diego
4 Broding's Battery Wholesale	18	N	18-0016	00-A	7553 Broadway Lemon Grove
4 Brought Back Bugs	10	N	10-0355	01-A	8188 Commercial St La Mesa
4 BRU Auto	10	N	10-0376	03-A	4422 Euclid Av San Diego
4 Bruces's Auto Repair	18	N	18-0178	01-A	5625 El Cajon Bl San Diego
4 BTI Inc	21	N	21-0176	00-A	7633 El Cajon Bl Suite 217 La Mesa
4 Budget Auto Repair	22	N	22-0061	02-A	9525 Pathway St Santee
4 Budget Rent-A-Car	08	N	08-0492	04-A	7324 Broadway Lemon Grove
4 Budget Transmission	03	N	03-0399	01-A	3125 Pacific Hy San Diego
4 Bumba Lumber	05	N	05-0310	02-A	7629 Carroll Rd San Diego
4 Burning Beard Brewing Company	16	N	16-0816	01-A	5325 Grant St San Diego
4 Burns and Sons Trucking	34	N	34-0041	02-A	785 Vernon Wy El Cajon
4 Business Assessment	02	N	02-0433	01-A	9157 Olive Dr Spring Valley
4 Business Assessment	02	N	02-0437	02-A	9775 Towne Centre Dr San Diego
4 Business Assessment	02	N	02-0528	01-A	3033 Science Park Rd San Diego
4 Business Assessment	02	N	02-0612	03-A	5510 Morehouse Dr Suite 198 San Diego
4 Business Assessment	02	N	02-0626	03-A	10665 Sorrento Valley Rd San Diego

Active Permits Metrowide at Year End

Report run on: Monday, January, 3 2022 3:52 pm

<i>Class Name</i>	<i>Area</i>	<i>SIU</i>	<i>Facility</i>	<i>Permit</i>	<i>Address</i>
4 Business Assessment	02	N	02-0627	05-A	11545 Sorrento Valley Rd Suite 310 San Diego
4 Business Assessment	02	N	02-0630	06-A	9717 Pacific Heights Bl Suite A San Diego
4 Business Assessment	02	N	02-0631	03-A	11010 Torreyana Rd San Diego
4 Business Assessment	02	N	02-0634	02-A	11455 Sorrento Valley Rd San Diego
4 Business assessment	02	N	02-0674	03-A	6255 Ferris Sq San Diego
4 Business Assessment	02	N	02-0678	02-A	6790 Top Gun St Suite 11 San Diego
4 Business Assessment	02	N	02-0731	03-A	4920 Carroll Canyon Rd San Diego
4 Business Assessment	02	N	02-0766	04-A	3525 John Hopkins Ct San Diego
4 Business Assessment	02	N	02-0813	02-A	11575 Sorrento Valley Rd Suite 210 San Diego
4 Business Assessment	02	N	02-0872	04-A	9393 Towne Centre Dr Suite 130 San Diego
4 Business Assessment	02	N	02-0886	02-A	9381 Judicial Dr Suite 160 San Diego
4 Business Assessment	02	N	02-0895	02-A	9393 Towne Centre Dr Suite 120 San Diego
4 Business Assessment	02	N	02-0940	03-A	11772 Sorrento Valley Rd San Diego
4 Business Assessment	02	N	02-0950	03-A	6330 Nancy Ridge Dr Suite 107 San Diego
4 Business Assessment	02	N	02-0957	03-A	11535 Sorrento Valley Rd Suite 400 San Diego
4 Business Assessment	02	N	02-0965	02-A	3010 Science Park Rd San Diego
4 Business Assessment	02	N	02-0968	02-A	11839 Sorrento Valley Rd San Diego
4 Business Assessment	02	N	02-0975	02-A	4545 Towne Centre Ct San Diego
4 Business Assessment	02	N	02-1016	04-A	4025 Sorrento Valley Bl San Diego
4 Business Assessment	02	N	02-1025	01-A	3956 Sorrento Valley Bl Suite 600 San Diego
4 Business Assessment	02	N	02-1030	02-A	9855 Towne Centre Dr Suite 200 San Diego
4 Business Assessment	02	N	02-1037	04-A	10201 Wateridge Circle San Diego
4 Business Assessment	02	N	02-1073	01-A	10275 Science Center Dr San Diego
4 Business Assessment	02	N	02-1097	02-A	6042 W Cornerstone Ct Suite B San Diego
4 Business Assessment	02	N	02-1134	02-A	10421 Pacific Center Ct Suite 200 San Diego
4 Business Assessment	02	N	02-1157	01-A	11575 Sorrento Valley Rd Suite 200 San Diego
4 Business Assessment	02	N	02-1176	02-A	9710 Scranton Rd Suite 360 San Diego
4 Business Assessment	02	N	02-1179	01-A	11025 N Torrey Pines Rd Suite 140 San Diego
4 Business Assessment	02	N	02-1191	01-A	11180 Roselle St Suite A San Diego
4 Business Assessment	02	N	02-1317	01-A	6042 W Cornerstone Ct Suite A San Diego
4 Business Assessment	02	N	02-1335	01-A	4050 Sorrento Valley Bl Suite O San Diego
4 Business Assessment	02	N	02-1368	01-A	6450 Lusk Bl Suite E109 San Diego
4 Business Assessment	02	N	02-1403	02-A	11494 Sorrento Valley Bl Ste E San Diego
4 Business Assessment	02	N	02-1412	01-A	11045 Roselle St Suite 130 San Diego
4 Business Assessment	02	N	02-1417	01-A	5590 Morehouse Dr San Diego
4 Business Assessment	02	N	02-1467	01-A	10421 Wateridge Cr San Diego
4 Business Assessment	02	N	02-1478	01-A	10220 Sorrento Valley Rd San Diego
4 Business Assessment	02	N	02-1482	01-A	9393 Towne Centre Dr San Diego
4 Business Assessment	02	N	02-1483	01-A	11588 Sorrento Valley Rd Suite 22 San Diego
4 Business Assessment	02	N	02-1489	01-A	11588 Sorrento Valley Rd Suite 6 San Diego
4 Business Assessment	02	N	02-1490	01-A	5810 Nancy Ridge Dr San Diego
4 Business Assessment	02	N	02-1491	01-A	5580 Morehouse Dr Suite 100 San Diego
4 Business Assessment	02	N	02-1492	01-A	5580 Morehouse Dr 110 San Diego
4 Business Assessment	02	N	02-1500	01-A	5580 Morehouse Dr Suite 210 San Diego
4 Business Assessment	02	N	02-1505	01-A	10260 Sorrento Valley Rd San Diego

Active Permits Metrowide at Year End

Report run on: Monday, January, 3 2022 3:52 pm

<i>Class Name</i>	<i>Area</i>	<i>SIU</i>	<i>Facility</i>	<i>Permit</i>	<i>Address</i>
4 Business Assessment	02	N	02-1523	01-A	11545 Sorrento Valley Rd Suite 315 San Diego
4 Business Assessment	03	N	03-0039	01-A	4570 Executive Dr Suite 350 San Diego
4 Business Assessment	03	N	03-0493	02-A	9650 Miramar Rd San Diego
4 Business Assessment	03	N	03-0502	01-A	8270 Miramar Rd San Diego
4 Business Assessment	03	N	03-0558	01-A	9373 Activity Rd Suite K San Diego
4 Business Assessment	03	N	03-0928	03-A	9030 Kenamar Dr Suite 309 San Diego
4 Business Assessment	03	N	03-1119	01-A	9880 Mesa Rim Rd San Diego
4 Business Assessment	03	N	03-1136	03-A	7965 Dunbrook Rd Unit G San Diego
4 Business Assessment	03	N	03-1165	02-A	12278 Scripps Summit Dr San Diego
4 Business Assessment	03	N	03-1168	01-A	6364 Ferris Sq San Diego
4 Business Assessment	03	N	03-1189	01-A	10340 CAMINO SANTA FE San Diego
4 Business Assessment	03	N	03-1305	02-A	10239 Flanders Ct San Diego
4 Business Assessment	03	N	03-1330	01-A	7919 Silverton Av Suite 404 San Diego
4 Business Assessment	03	N	03-1386	01-A	10054 Mesa Ridge Ct Suite 118 San Diego
4 Business Assessment	03	N	03-1414	01-A	9215 Brown Deer St Suite B San Diego
4 Business Assessment	03	N	03-1463	01-A	6124 Nancy Ridge Dr San Diego
4 Business Assessment	03	N	03-1514	01-A	8926 Ware Ct San Diego
4 Business Assessment	04	N	04-0416	02-A	6330 Nancy Ridge Dr Suite 108 San Diego
4 Business Assessment	04	N	04-0422	01-A	3030 Bunker Hill St Suite 100 San Diego
4 Business Assessment	05	N	05-1130	01-A	3030 Bunker Hill St Suite 114 San Diego
4 Business Assessment	09	N	09-0052	02-A	7570 Clairemont Mesa Bl San Diego
4 Business Assessment	09	N	09-1064	01-A	2001 4th Av San Diego
4 Business Assessment	09	N	09-1068	01-A	885 Gateway Center wy Suite 201 San Diego
4 Business Assessment	11	N	11-0272	07-A	3052 El Cajon Bl Suite A San Diego
4 Business Assessment	11	N	11-0610	01-A	3557 Dalbergia St San Diego
4 Business Assessment	11	N	11-0611	01-A	1155 Island Av Suite 500 San Diego
4 Business Assessment	11	N	11-0612	01-A	1155 Island Av Suite 600 San Diego
4 Business Assessment	11	N	11-0616	01-A	1155 Island Av Suite 700 San Diego
4 Business Assessment	16	N	16-0550	03-A	201 Ball Park Bl Suite 101 San Diego
4 Business Assessment	16	N	16-0610	04-A	1954 Friendship Dr Suite 101 El Cajon
4 Business Assessment	16	N	16-0690	01-A	1215 Pioneer Wy El Cajon
4 Business Assessment	16	N	16-0695	02-A	535 Floyd Smith Dr El Cajon
4 Bussiness Assessment	06	N	06-0275	05-A	1280 N Johnson Av Suite 100 El Cajon
4 Butlers Auto Repair	13	N	13-0129	01-A	4340 Viewridge Av Suite A San Diego
4 Buxcon LTD & Specialty Metals	21	N	21-0312	01-A	286 G St Chula Vista
4 C F Miller Company	16	N	16-0519	01-A	11222 N Woodside Av Santee
4 CA Botana International Inc	03	N	03-0690	02-A	215 Denny Wy Suite B El Cajon
4 CA Department of Food and Agriculture	22	N	22-0022	01-A	9365 Waples St Suite A San Diego
4 Cable Street Family Practice & Internal M	08	N	08-0569	01-A	7845 Lemon Grove Wy Suite A Lemon Grove
4 Cabrillo Cleaners	14	N	14-0043	01-A	1933 Cable St San Diego
4 Cabrillo Enterprises Inc DBA RW Little C	08	N	08-0155	01-A	1110 10th St Coronado
4 Cabrillo Enterprises Inc Dba RW Little Cc	11	N	11-0472	02-A	3923 Pacific Hy San Diego
4 Cabrillo PWR II LLC Kearny GT	06	N	06-0506	01-A	3135 Commercial St San Diego
4 Cajon Valley Union School District	16	N	16-0320	01-A	5459 Complex St San Diego
4 Cal Dor Specialties	16	N	16-0418	01-A	777 E Park Av El Cajon

Active Permits Metrowide at Year End

Report run on: Monday, January, 3 2022 3:52 pm

<i>Class Name</i>	<i>Area</i>	<i>SIU</i>	<i>Facility</i>	<i>Permit</i>	<i>Address</i>
4 Cal Metal Manufacturing	16	N	16-0512	01-A	244 Millar Av El Cajon
4 Cal West Awards	09	N	09-0152	01-A	395 Vernon Wy El Cajon
4 Calbiotech Veterinary Diagnostics	34	N	34-0087	01-A	4451 30th St San Diego
4 Caldwell Bankers	14	N	14-0025	02-A	10463 Austin Dr Suite B Spring Valley
4 Caliber Body Works Inc	06	N	06-0435	02-A	501 Grand Caribe Cy Coronado
4 Caliber Collision	12	N	12-0200	01-A	4307 Vandever Av San Diego
4 Caliber Collision Center	09	N	09-0546	02-A	7025 Manya Cr San Diego
4 Caliber Collision Center	16	N	16-0603	01-A	2119 Kettner Bl San Diego
4 Caliber Collision Center	16	N	16-0604	01-A	332 N Johnson Av El Cajon
4 Caliber Collision Centers	05	N	05-0582	01-A	375 N 2nd St El Cajon
4 Caliber Collision Centers	19	N	19-0148	02-A	7515 Dagget St San Diego
4 California Family Care Medical Clinic	19	N	19-0330	01-A	3131 National City Bl National City
4 California Hardcoating Company	13	N	13-0462	01-A	2340 E 8th St Suite D National City
4 California Interior Services	11	N	11-0100	00-A	3517 Main St Unit 303 Chula Vista
4 California Marine Cleaning	11	N	11-0615	01-A	3356 National Av San Diego
4 California Neon Products	07	N	07-0028	01-A	2049 Main St San Diego
4 California Plating	13	N	13-0508	01-A	4530 Mission Gorge Pl San Diego
4 California Rent-A-Car	09	N	09-0836	01-A	1550 W Frontage Rd Unit 2 Chula Vista
4 California Rent-A-Car	09	N	09-0837	01-A	2008 India St San Diego
4 California Retina Associates	13	N	13-0236	02-A	904 W Grape St San Diego
4 California Sheet Metal	16	N	16-0035	01-A	865 3rd Av Chula Vista
4 California State Military Department	19	N	19-0098	02-A	1020 N Marshall Av El Cajon
4 California Womens Clinic	10	N	10-0539	01-A	303 Palm Av Suite 17A National City
4 Cal's Radiator & Automotive Repair	04	N	04-0404	01-A	4134 Fairmount Av San Diego
4 Caltrans Santee	21	N	21-0262	01-A	2909 Damon Av Unit B San Diego
4 Calvin I Whang DDS MBA	20	N	20-0232	01-A	8502 Railroad Av Santee
4 Campos Photography	05	N	05-0806	02-A	12705 Monte Vista Rd Poway
4 Can-Am Coatings	16	N	16-0781	02-A	4879 Ronson Rd Suite B San Diego
4 Canfield Brakes	22	N	22-0002	01-A	466 Vernon Wy El Cajon
4 Carbomer Inc	03	N	03-1346	01-A	7817 Lemon Grove Wy Lemon Grove
4 Cardinal Health	05	N	05-0680	01-A	6324 Ferris Sq Suite B San Diego
4 Carl's Rentals	10	N	10-0380	00-A	7515 Metropolitan Dr Suite 410 San Diego
4 Carlson & Beauloye Machine Shop	11	N	11-0229	07-A	3704 University Av San Diego
4 Carlton Oaks Country Club	21	N	21-0244	01-A	2141 Newton Av San Diego
4 Carmel Mountain Ranch Country Club	03	N	03-0948	01-A	9200 Inwood Dr Santee
4 Carmel Mountain Ranch Vet Hosp	03	N	03-0871	02-A	14050 Carmel Ridge Rd San Diego
4 Carpet Cleaner's Emporium	05	N	05-1092	01-A	11925 Carmel Mountain Rd Suite 802 San Diego
4 Carroll Metal Works Inc	19	N	19-0369	01-A	7528 Clairemont Mesa Bl San Diego
4 Carter Collision Services	21	N	21-0291	01-A	740 W 16th St National City
4 Carvana	08	N	08-0435	04-A	8835 Cuyamaca St Santee
4 Carwash of Coronado	14	N	14-0014	00-A	1691 Hancock St San Diego
4 Case Power and Equipment	21	N	21-0076	00-A	150 C Av Coronado
4 CASEI Compressed Air Systems Engineer	05	N	05-1080	01-A	10767 Rockville St Santee
4 CD Auto Repair	34	N	34-0058	01-A	7374 Convoy Ct San Diego
4 CDO Transmission Service	34	N	34-0031	01-A	10010 Casa De Oro Bl Ste A Spring Valley

Active Permits Metrowide at Year End

Report run on: Monday, January, 3 2022 3:52 pm

<i>Class Name</i>	<i>Area</i>	<i>SIU</i>	<i>Facility</i>	<i>Permit</i>	<i>Address</i>
4 Cecil's House of Photography	09	N	09-0280	01-A	10012 Casa De Oro Bl Suite A&B Spring Valley
4 Cement Cutting Inc	08	N	08-0514	01-A	1337 India St San Diego
4 Central Marble Supply	11	N	11-0494	01-A	3610 Hancock St San Diego
4 Central Truck Repair	11	N	11-0479	01-A	3754 Main St Suite B San Diego
4 Centre Development LLC	21	N	21-0243	01-A	4001 Market St Suite E San Diego
4 Centre for Health Care	20	N	20-0234	01-A	9470 Cuyamaca St 160 Santee
4 Century Design Inc	06	N	06-0107	01-A	15611 Pomerado Rd Suite 400 Poway
4 Certified Tire & Service Centers Inc	16	N	16-0261	01-A	3635 Afton Rd San Diego
4 Challenge Press	03	N	03-0662	00-A	790 N Johnson Av El Cajon
4 Challenger Sheet Metal Inc	03	N	03-1232	01-A	7848 Silverton Av Suite D San Diego
4 Champion Collision and Repair	16	N	16-0544	01-A	9450 Candida St San Diego
4 Chandler Packaging	05	N	05-0808	02-A	187 N Marshall Av El Cajon
4 Chaparral High School	16	N	16-0036	00-A	7595 Raytheon Rd San Diego
4 Chem Pro Laboratory Inc	06	N	06-0556	01-A	1600 Cuyamaca St El Cajon
4 ChemBridge Corporation	02	N	02-1111	01-A	5450 Complex St Suite 313 San Diego
4 Cherniss Tire World	13	N	13-0127	00-A	11199 Sorrento Valley Rd San Diego
4 Chevron	12	N	12-0221	02-A	101 Broadway Chula Vista
4 Chevron Products Company	21	N	21-0246	01-A	1599 La Media Rd San Diego
4 Chevron Products Company SS# 30-1124	13	N	13-0353	01-A	8888 N Magnolia Av Santee
4 Chevron Station # 203188	12	N	12-0098	01-A	2115 Olympic Py Chula Vista
4 Chevron USA Inc	11	N	11-0031	01-A	604 Dennery Rd San Diego
4 Chicks Electric Motor	11	N	11-0107	01-A	2351 Harbor Dr San Diego
4 Chris Clark DC	19	N	19-0343	01-A	3592 Main St San Diego
4 Christa Bates Dental Laboratory	13	N	13-0400	01-A	3142 E Plaza Bl Suite T National City
4 Chrome	08	N	08-0384	02-A	1086 Misty Creek St Chula Vista
4 Chula Vista Animal Care Facility	13	N	13-0424	01-A	2345 Kettner Bl Suite B San Diego
4 Chula Vista Dialysis Center	12	N	12-0096	01-A	130 Beyer Wy Chula Vista
4 Chula Vista Electric	13	N	13-0393	01-A	2252 Verus St Suite D San Diego
4 Chula Vista Mobil	13	N	13-0070	01-A	127 Press Ln Chula Vista
4 Chula Vista Periodontics	13	N	13-0207	03-A	902 3rd Av Chula Vista
4 Chula Vista Tire Inc	12	N	12-0134	02-A	345 F St Suite 240 Chula Vista
4 Circlemaster Inc	16	N	16-0790	01-A	750 Dennery Rd San Diego
4 City of Chula Vista Police Department	13	N	13-0310	01-A	495 Raleigh Av El Cajon
4 City of Chula Vista Public Works	13	N	13-0055	02-A	315 4th Av Chula Vista
4 City of El Cajon Public Works	16	N	16-0423	02-A	1800 Maxwell Rd Chula Vista
4 City; Brown Field Airport Operations Ota;	12	N	12-0190	01-A	1050 Vernon Wy El Cajon
4 City; Equipment Div - 20th & B	09	N	09-0107	01-A	1424 Continental St San Diego
4 City; Marine Biology Lab	08	N	08-0376	00-A	1970 B St San Diego
4 City; Metro Operations Center III	06	N	06-0554	01-A	4918 N Harbor Dr San Diego
4 City; Midcity Police Substation	10	N	10-0390	00-A	9191 Kearny Villa Ct San Diego
4 City; Miramar Water Treatment Plant	03	N	03-0035	02-A	4310 Landis St San Diego
4 City; Point Loma Chemistry Lab	08	N	08-0348	01-A	10710 Scripps Lake Dr San Diego
4 City; Police Dept Auto Maintenance Facilit	09	N	09-0395	02-A	1902 Gatchell Rd San Diego
4 City; Police Dept Eastern Div	06	N	06-0279	01-A	330 12th Av San Diego
4 City; Police Dept NE Div	03	N	03-0725	01-A	9225 Aero Dr San Diego

Active Permits Metrowide at Year End

Report run on: Monday, January, 3 2022 3:52 pm

<i>Class Name</i>	<i>Area</i>	<i>SIU</i>	<i>Facility</i>	<i>Permit</i>	<i>Address</i>
4 City; Police Dept Northern Div	02	N	02-0315	01-A	13396 Salmon River Rd San Diego
4 City; Police Dept SE Div	10	N	10-0276	01-A	4275 Eastgate Ml San Diego
4 City; Police Dept Southern	12	N	12-0089	01-A	7222 Skyline Dr San Diego
4 City; Police Dept Western Div	05	N	05-0398	01-A	1120 27th St San Diego
4 City; Qualcomm Stadium	06	N	06-0318	01-A	5215 Gaines St San Diego
4 City; Water Utilities - Chollas	10	N	10-0286	00-A	9449 Friars Rd San Diego
4 Clairemont Town Square Cleaners	05	N	05-0828	03-A	2797 Caminito Chollas San Diego
4 Clara Lucy Polak MD	13	N	13-0191	02-A	4839 Clairemont Dr Suite E San Diego
4 Clark Steel Fabricators	33	N	33-0046	01-A	480 4th Av Chula Vista
4 Clarke's Flamingo Lodge	09	N	09-0473	00-A	12610 Vigilante Rd Lakeside
4 Classic Screen Print	18	N	18-0067	02-A	1765 Union St San Diego
4 Claudio Zawitkowski MD	09	N	09-0897	01-A	8176 Center St Suite C La Mesa
4 Clay Chapman Photography	03	N	03-0908	02-A	3795 30th St Suite A San Diego
4 Clean Air Power	05	N	05-1074	01-A	7965 Silverton Av Suite 1305 San Diego
4 Cliff Brown Automotive	09	N	09-0848	01-A	5141 Santa Fe St San Diego
4 CMB Maquila/Baja-Mex EAS	12	N	12-0256	01-A	4491 Park Bl San Diego
4 CMC Rebar	21	N	21-0323	01-A	8580 Avenida De La Fuente Suite J San Diego
4 CNT Metal Solutions	34	N	34-0095	01-A	9316 Wheatlands Av Santee
4 Coast Precision Enterprises	03	N	03-0720	00-A	9029 Olive Dr Spring Valley
4 Coast Sports Cars	04	N	04-0178	01-A	8636 Commerce Av San Diego
4 Coast United Advertising	05	N	05-1154	01-A	2680 Garnet Av San Diego
4 Coastal Environments	04	N	04-0500	01-A	5228 Cushman Pl San Diego
4 Coastal Transportation	06	N	06-0277	01-A	2166 Avenida de la Playa Suite E La Jolla
4 Coca-Cola Bottling Company of Southern	10	N	10-0018	05-A	2750 Murphy Canyon Rd San Diego
4 College Grove Transmissions	22	N	22-0058	01-A	1348 47th St San Diego
4 Collision Repair Specialist	21	N	21-0278	01-A	6998 Broadway Lemon Grove
4 Colonial Inn	04	N	04-0168	00-A	08131 Wing Av El Cajon
4 Comfort Inn Airport Old Town	09	N	09-0626	00-A	910 Prospect St La Jolla
4 Comfort Inn and Suites	09	N	09-0471	01-A	1955 San Diego Av San Diego
4 Commercial Fleet Service	19	N	19-0360	01-A	2201 Hotel Circle S San Diego
4 Community Convalescent Hospital	18	N	18-0051	00-A	1521 Coolidge Av National City
4 Complex Graphics	05	N	05-0787	01-A	8665 La Mesa Bl La Mesa
4 Concentra Urgent Care	03	N	03-0692	02-A	7188 Clairemont Mesa Bl San Diego
4 Conco Pumping	20	N	20-0065	01-A	7590 Miramar Rd Suite C San Diego
4 Consolidated Motors	16	N	16-0630	01-A	12599 Stotler Ct Poway
4 Continental Cleaners	34	N	34-0053	01-A	410 El Cajon Bl El Cajon
4 Contractors Equipment Company	21	N	21-0240	01-A	8365 Paradise Valley Rd Spring Valley
4 Cool Way Radiator & Air Cond	11	N	11-0311	03-A	10770 Rockvill St Santee
4 Coral Pool Supply	05	N	05-0544	01-A	999 S 43rd St San Diego
4 Coronado Electronics/JC Power	12	N	12-0262	01-A	4377 Convoy St San Diego
4 Coronado High School	14	N	14-0024	01-A	464 Calle Primera Suite 800 San Ysidro
4 Coronado Marriott Resort	14	N	14-0017	02-A	650 D Av Coronado
4 Coronado Shell	12	N	12-0091	01-A	2000 2nd St Coronado
4 Cortes Towing Enterprises Inc	12	N	12-0270	01-A	2485 Coronado (Sb) Av San Diego
4 Cortez Auto Repair	10	N	10-0336	01-A	919 Hollister St San Diego

Active Permits Metrowide at Year End

Report run on: Monday, January, 3 2022 3:52 pm

<i>Class Name</i>	<i>Area</i>	<i>SIU</i>	<i>Facility</i>	<i>Permit</i>	<i>Address</i>
4	Cosmetic Dentistry Center of San Diego	09	N	09-0953	01-A 7075 El Cajon Bl San Diego
4	Cosmetic Dentristry Center of San Diego	04	N	04-0362	04-A 702 C St San Diego
4	Costa Verde Car Wash	05	N	05-0628	00-A 945 Hornblend St Suite B San Diego
4	Costco Wholesale Corporation #910	12	N	12-0296	01-A 8805 Costa Verde Bl San Diego
4	Costco Wholesale Industries	19	N	19-0143	03-A 2222 Enrico Fermi Dr San Diego
4	County Burner and Machining	06	N	06-0159	01-A 1001 W 19th St National City
4	County of San Diego	34	N	34-0052	03-A 6127 Fairmount Av San Diego
4	County; Animal Control - Central	05	N	05-0735	00-A 11970 Singer Ln Spring Valley
4	County; Dept of Health Services	11	N	11-0279	00-A 5480 Gaines St San Diego
4	County; East Mesa Detention Center	12	N	12-0085	01-A 1175 Imperial Av San Diego
4	County; Las Colinas Detention Facility	21	N	21-0208	02-A 446 Alta Rd San Diego
4	County; South Bay Detention Facility	13	N	13-0332	01-A 9000 Cottonwood Av Santee
4	Cox Cable San Diego	10	N	10-0074	00-A 500 3rd Av Chula Vista
4	CP Richards Signs Inc	16	N	16-0646	01-A 5159 Federal Bl San Diego
4	CPM Electronics Inc	13	N	13-0484	01-A 1200 Billy Mitchell Dr Suite B El Cajon
4	Crafted Metal Inc	34	N	34-0008	01-A 3802 Main St Suite 9 Chula Vista
4	Craftsman Steel Building	34	N	34-0065	01-A 9220 Birch St Spring Valley
4	Crash & Fix Auto Body	19	N	19-0349	01-A 9067 Birch St Spring Valley
4	Crest Offset Printing	19	N	19-0010	02-A 202 W 11th St National City
4	Crittenden Communications Inc	03	N	03-0844	01-A 921 Collidge Av National City
4	Cross Steel	12	N	12-0290	01-A 9920 Scripps Lake Dr Suite 104 San Diego
4	Crosslands Auto Center	35	N	35-0017	01-A 1616 Precision Park Ln Suite C San Ysidro
4	Crown Dental Lab	13	N	13-0378	01-A 1243 Greenfield Dr Ste F El Cajon
4	Crown Trucks	19	N	19-0162	00-A 38 3rd Av Suite C Chula Vista
4	Crowne Plaza San Diego	05	N	05-0557	01-A 220 W 14th St National City
4	Cryocor Inc	02	N	02-0821	01-A 2270 Hotel Circle N San Diego
4	Crystal Coatings	13	N	13-0527	01-A 9717 Pacific Heights Bl San Diego
4	CT Services Inc	11	N	11-0408	02-A 1616 Industrial Bl Suite 102 Chula Vista
4	Cubic Defense Applications Inc	06	N	06-0026	07-A 1340 Cesar E. Chavez Py San Diego
4	Cubic Transportation Systems Inc	05	N	05-0048	01-A 9233 Balboa Av San Diego
4	Culinary Concepts	03	N	03-0343	00-A 5650 Kearny Mesa Rd San Diego
4	Culligan Water Conditioning	04	N	04-0030	00-A 8575 Commerce Av San Diego
4	Custom Engineering Plastics	03	N	03-0620	00-B 970 Turquoise St San Diego
4	Custom Lights & Iron	19	N	19-0295	01-A 8558 Miramar Pl San Diego
4	Custom Lights & Iron	21	N	21-0348	01-A 3101 Hoover Av National City
4	Cut N Core	06	N	06-0562	01-A 10020 Prospect Av Ste A20 Santee
4	Cutting Edge Supply	16	N	16-0796	01-A 9194 Chesapeake Dr San Diego
4	CVS Pharmacy # 8859	13	N	13-0354	03-A 1675 N Johnson Av El Cajon
4	CVS Pharmacy # 9102	03	N	03-0889	03-A 16 3rd Av Chula Vista
4	CVS Pharmacy # 9113	13	N	13-0306	03-A 10575 Scripps Poway Py San Diego
4	CVS Pharmacy # 9114	16	N	16-0571	03-A 645 E Palomar St Chula Vista
4	CVS Pharmacy # 9115	12	N	12-0146	03-A 1299 Broadway El Cajon
4	CVS Pharmacy # 9120	17	N	17-0028	02-A 645 Saturn Bl San Diego
4	CVS Pharmacy # 9138	19	N	19-0315	02-A 800 Palm Av Imperial Beach
4	CVS Pharmacy # 9140	13	N	13-0179	03-A 1201 E Plaza Bl National City

Active Permits Metrowide at Year End

Report run on: Monday, January, 3 2022 3:52 pm

<i>Class Name</i>	<i>Area</i>	<i>SIU</i>	<i>Facility</i>	<i>Permit</i>	<i>Address</i>
4 CVS Pharmacy # 9173	16	N	16-0510	03-A	555 Broadway Suite 1054 Chula Vista
4 CVS Pharmacy # 9177	03	N	03-0893	03-A	2760 Fletcher Py El Cajon
4 CVS Pharmacy # 9192	03	N	03-0984	03-A	8260 Mira Mesa Bl San Diego
4 CVS Pharmacy # 9193	11	N	11-0454	03-A	14589 Camino Del Norte San Diego
4 CVS Pharmacy # 9196	13	N	13-0419	02-A	1380 43rd St San Diego
4 CVS Pharmacy # 9197	03	N	03-0904	03-A	1376 Third Av Chula Vista
4 CVS Pharmacy # 9524	12	N	12-0208	02-A	9225 Twin Trails Dr San Diego
4 CVS Pharmacy # 9632	13	N	13-0289	03-A	3320 Palm Av San Diego
4 CVS Pharmacy #9783	19	N	19-0274	03-A	880 Third Av Chula Vista
4 CVS/pharmacy # 3914	01	N	01-0160	04-A	1730 Sweetwater Rd National City
4 CVS/pharmacy #3068	03	N	03-0982	04-A	11655 Duenda Rd San Diego
4 CVS/Pharmacy #9167	16	N	16-0528	04-A	10776 Westview Py San Diego
4 CVS/Pharmacy #9818	16	N	16-0341	05-A	790 Jamacha Rd El Cajon
4 CWF Holdings LLC dba Poor House Brev	09	N	09-1007	01-A	572 Fletcher Py El Cajon
4 Cypress Semiconductor	03	N	03-1116	01-A	4494 30th St San Diego
4 D Lux Cleaners	06	N	06-0565	01-A	12230 World Trade Dr Suite 200 San Diego
4 Daily Fresh Cleaners	13	N	13-0285	01-A	9211 Clairemont Mesa Bl Unit 105 San Diego
4 Daisy Cleaners	04	N	04-0265	02-A	202 Broadway Chula Vista
4 Daisy Cleaners	09	N	09-0904	01-A	1664 Garnet Av San Diego
4 Dan Fab	19	N	19-0362	01-A	3994 30th St San Diego
4 Dana Inn & Marina	04	N	04-0190	00-A	1110 Harding Av National City
4 Danh C Truong MD Inc	10	N	10-0551	01-A	1710 W Mission Bay Dr San Diego
4 Daniel's Radiator Shop	10	N	10-0475	01-A	4310 Euclid Av Suite D San Diego
4 Dan's Auto Repair & Body	10	N	10-0346	01-A	6227 University Av San Diego
4 Dar Fryer Hydraulics	11	N	11-0471	01-A	4555 University Av San Diego
4 Darby's Auto	33	N	33-0022	01-A	3317 Logan Av San Diego
4 Darby's Paint & Auto Body	09	N	09-0513	01-A	9804 Maine Av Lakeside
4 Darryl Abramson DDS Inc	04	N	04-0294	03-A	2624 Adams Av San Diego
4 Datel Systems Inc	06	N	06-0379	00-A	9850 Genesee Av Suite 200 La Jolla
4 Dave Whipple Sheet Metal Inc	16	N	16-0751	02-A	5636 Ruffin Rd San Diego
4 Dave's Auto Services	21	N	21-0048	00-A	1077 N Cuyamaca St El Cajon
4 David A Hudson/John W Masters	13	N	13-0203	02-A	10438 Mission Gorge Rd Santee
4 David Browne Metal Design	06	N	06-0620	01-A	273 Church Av Chula Vista
4 David DeRosier DDS	08	N	08-0523	02-A	5841 Mission Gorge Rd Unit F San Diego
4 David Donnelly DDS	09	N	09-0799	02-A	3019 Emerson St San Diego
4 David E Rauterkus DDS	20	N	20-0097	02-A	2445 2nd Av San Diego
4 David Eshom DDS & Carolyn White DDS	04	N	04-0348	01-B	13029 Poway Rd Poway
4 David Freeman DDS	05	N	05-1118	01-A	8861 Villa La Jolla Dr Suite 501 La Jolla
4 David Milder DDS MD	05	N	05-0943	02-A	3095 Clairemont Dr San Diego
4 David S Eshom DDS	05	N	05-1176	01-A	3737 Moraga Av 216 San Diego
4 DaVinci Metal Works	13	N	13-0474	01-A	8899 University Center Ln Suite 245 San Diego
4 Davis Gregg Enterprises Inc	16	N	16-0754	01-A	3521 Main St Suite 506 Chula Vista
4 Days Inn	09	N	09-0472	01-A	1488 Pioneer Wy Suite 12 El Cajon
4 De La Fuente Cadillac	16	N	16-0602	01-A	543 Hotel Circle S San Diego
4 Deck Coating Specialist of San Diego	05	N	05-1235	01-A	1385 E Main St El Cajon

Active Permits Metrowide at Year End

Report run on: Monday, January, 3 2022 3:52 pm

<i>Class Name</i>	<i>Area</i>	<i>SIU</i>	<i>Facility</i>	<i>Permit</i>	<i>Address</i>
4 Deck Coating Specialists Inc	03	N	03-1032	01-A	6980 Convoy Ct San Diego
4 Deepsea Power & Light	06	N	06-0391	02-A	8636 Production Av Suite B San Diego
4 Deering Banjo Company	34	N	34-0050	01-A	3855 Ruffin Rd San Diego
4 Deft Precision Machining	03	N	03-1229	01-A	3733 Kenora Dr Spring Valley
4 Del Cerro Chevron	07	N	07-0164	01-A	7394 Trade St San Diego
4 Del Mar Aesthetics	15	N	15-0013	02-A	6301 Del Cerro Bl San Diego
4 Del Mar Family Dentistry	15	N	15-0016	02-A	13983 Mango Dr Suite 102 Del Mar
4 Del Mar Hilton	02	N	02-0412	00-A	2775 Via De La Valle Suite 103 Del Mar
4 Del Mar Medical Clinic	15	N	15-0003	02-A	15575 Jimmy Durante Bl San Diego
4 Del Mar Shell	02	N	02-0549	00-A	1335 Camino Del Mar Suite 134 Del Mar
4 Del Mar Smiles	15	N	15-0019	03-A	2205 Via De La Valle San Diego
4 Del Mar View Dental Care	02	N	02-1054	01-A	817 Camino Del Mar Del Mar
4 Delkin Devices	20	N	20-0184	01-A	13983 Mango Dr Suite 101 Del Mar
4 DelStar Technologies Inc	16	N	16-0619	02-A	13350 Kirkham Wy Poway
4 Delta Design Inc	20	N	20-0138	01-A	1306 Fayette St El Cajon
4 Delta Group Electronics Inc	03	N	03-0894	03-A	12367 Crosthwaite Cr Poway
4 Denrich Press	11	N	11-0344	02-A	10180 Scripps Ranch Bl San Diego
4 Dental Arts of Palm Ave	12	N	12-0103	02-A	1701 Vesta St San Diego
4 Dental Implant Centers	09	N	09-0906	01-A	3388 Palm Av Suite 101 San Diego
4 Department of Public Services City of Cor	14	N	14-0035	01-A	3969 4th Av San Diego
4 Desert View Auto	03	N	03-0795	02-A	101 B Av Coronado
4 DeVore Automotive	16	N	16-0595	01-A	8775 Miramar Pl San Diego
4 Dexcom Inc	03	N	03-0957	04-A	1253 N 2nd St El Cajon
4 DHL Global Forwarding	12	N	12-0267	01-A	6290 Sequence Dr San Diego
4 Diatron Corporation	05	N	05-0766	00-A	2220 Niels Bohr Ct San Diego
4 Dicopel	12	N	12-0253	01-A	4878 Ronson Ct Suite I San Diego
4 Diego & Son Printing Inc	11	N	11-0263	03-A	8695 Avenida Costa Blanca San Diego
4 Dieter Fischer's Star Car Inc	18	N	18-0049	01-A	2104 National Av San Diego
4 Dieters Independent Porsche & BMW	09	N	09-0868	01-A	8699 La Mesa Bl La Mesa
4 Dimensional Silk Screen Inc	11	N	11-0418	03-A	1633 Market St San Diego
4 Dion International Trucks Inc	10	N	10-0239	04-A	3750 Dalbergia St San Diego
4 Direct Sheet Metal	16	N	16-0753	01-A	5255 Federal Bl San Diego
4 Direct to Press	05	N	05-1055	01-A	1423 Pioneer Wy El Cajon
4 Discount Battery Company	10	N	10-0109	01-A	7373 Convoy Ct Suite B San Diego
4 Diversified Technology Developers	16	N	16-0527	01-A	3203 Fairmount Av San Diego
4 DK Conde Wood	08	N	08-0080	01-A	215 Denny Wy Suite C El Cajon
4 DN Tanks	16	N	16-0804	01-A	3430 Hancock St San Diego
4 DNP Electronics America LLC	13	N	13-0499	01-A	351 Cypress Dr El Cajon
4 Doctor Detail	04	N	04-0390	01-A	2391 Fenton St Chula Vista
4 Doetsch Enterprises	16	N	16-0709	01-A	2974 Garnet Av San Diego
4 Dole Fresh Fruit Company	11	N	11-0464	01-A	515 Raleigh Av El Cajon
4 Don's Speed Center Inc	08	N	08-0020	01-A	850 Water St San Diego
4 Door-Man	19	N	19-0213	01-A	3303 Hancock St San Diego
4 Dose Inc	16	N	16-0518	02-A	910 Hoover Av National City
4 Double J Auto Repair	19	N	19-0270	01-A	215 Denny Wy F El Cajon

Active Permits Metrowide at Year End

Report run on: Monday, January, 3 2022 3:52 pm

<i>Class Name</i>	<i>Area</i>	<i>SIU</i>	<i>Facility</i>	<i>Permit</i>	<i>Address</i>
4 Douglas J Fossett DDS	21	N	21-0216	02-A	29 E 17th St National City
4 Douglas Karan Grooming	02	N	02-1103	01-A	8770 Cuyamaca St Santee
4 Douglas N Christiansen DDS	05	N	05-0947	02-A	3861 Valley Centre Dr Unit B San Diego
4 Dr Allen Wei DDS	18	N	18-0211	01-A	3737 Moraga Av B400 San Diego
4 Dr Frank Ceja	19	N	19-0350	01-A	5308 Lake Murray Bl Suite A La Mesa
4 Dr Graham Treer DDS Inc	16	N	16-0663	02-A	3007 Highland Av Suite 3 National City
4 Dr Huong Nguyen	09	N	09-0928	01-A	321 E Main St El Cajon
4 Dr Magat and Associates	10	N	10-0509	01-A	4444 El Cajon Bl Suite 6 San Diego
4 Dr Maria Rhi	12	N	12-0225	01-A	3811 El Cajon Bl San Diego
4 Dr Mary O'Connor	09	N	09-0924	01-A	3327 Palm Av San Diego
4 Dr Shin Office	19	N	19-0332	01-A	420 Spruce St Suite A San Diego
4 Drawbridge Health	02	N	02-1238	02-A	2340 E 8th St Suite A National City
4 Drew Ford	18	N	18-0070	01-A	11555 Sorrento Valley Rd Suite 102 San Diego
4 Drs Decker & McClanahan APC	09	N	09-0894	01-A	8970 La Mesa Bl La Mesa
4 Dualtone Automotive Inc	04	N	04-0411	01-A	2533 El Cajon Bl San Diego
4 Duck Foot Brewery	03	N	03-1318	01-A	4745 Mission Bay Dr San Diego
4 Dunn Edwards Paint	18	N	18-0219	01-A	8920 Kenamar Dr Suite 210 San Diego
4 Dunn-Edwards Paint	04	N	04-0456	01-A	5250 Jackson Dr La Mesa
4 DV Honda Auto Repair	10	N	10-0297	01-A	5180 Mission Bl San Diego
4 Dye Precision Inc	03	N	03-1003	02-A	5051 El Cajon Bl San Diego
4 Dynair Electronics	10	N	10-0033	00-A	10637 Scripps Summit Ct San Diego
4 Dynobrand Custom Silkscreening	09	N	09-0740	02-A	5275 Market St San Diego
4 E & A Ornamental Iron	11	N	11-0480	01-A	3367 India St San Diego
4 Eagle Mold Technologies	03	N	03-0645	02-A	1827 Logan Av Unit 1&5 San Diego
4 Earl Scheib Paint & Auto Body	16	N	16-0587	01-A	7716 Arjons Dr San Diego
4 East County Auto Center	16	N	16-0607	01-A	1002 W Main St El Cajon
4 East County Dental Associates	16	N	16-0533	02-A	1375 E Main St El Cajon
4 East County Dermatology	16	N	16-0668	01-A	700 N Johnson Av Suite P El Cajon
4 East County Endodontics	16	N	16-0475	02-A	514 S Magnolia Av El Cajon
4 East County Metal Supply	16	N	16-0728	01-A	506 Magnolia Av El Cajon
4 East Lake Medical Spa	13	N	13-0457	01-A	755 Vernon Wy El Cajon
4 Eastgate Auto Center & Body	03	N	03-0775	01-A	2060 Otay Lakes Rd Suite 220 Chula Vista
4 Eastlake Elite Dental	13	N	13-0455	01-A	7998 Miramar Rd Suite B San Diego
4 Eastlake Village Dental Center	13	N	13-0268	02-A	2060 Otay Lakes Rd Suite 110 Chula Vista
4 Econo Lube N Tune	05	N	05-1085	01-A	2260 Otay Lakes Rd Chula Vista
4 ECP Powder Coating	16	N	16-0564	02-A	2924 Damon Av San Diego
4 EDCO Disposal Corporation	11	N	11-0250	01-A	1835 John Towers Av Suite A El Cajon
4 EDCO Disposal Corporation	22	N	22-0064	01-A	3660 Dalbergia St San Diego
4 EDCO Station	18	N	18-0165	01-A	6670 Federal Bl Lemon Grove
4 Edgemoor Geriatric Hospital	21	N	21-0008	00-A	8184 Commercial St La Mesa
4 Edward Reidy DDS	21	N	21-0264	02-A	9065 Edgemoor Dr Santee
4 Efficient Lighting	03	N	03-1311	01-A	9280 Mast Bl Santee
4 Ehmcke Sheet Metal Corporation	19	N	19-0216	04-A	4526 Trade St Suite C San Diego
4 Eidsmoe's RV Service Center Inc	33	N	33-0017	01-A	840 W 19th St National City
4 El Cajon Auto Electric	16	N	16-0582	01-A	9398 Bond Av El Cajon

Active Permits Metrowide at Year End

Report run on: Monday, January, 3 2022 3:52 pm

<i>Class Name</i>	<i>Area</i>	<i>SIU</i>	<i>Facility</i>	<i>Permit</i>	<i>Address</i>
4 El Cajon Energy Center LLC	16	N	16-0748	01-A	317 N 2nd St El Cajon
4 El Cajon Ford	16	N	16-0400	02-A	222 N Johnson Av El Cajon
4 El Cajon Mitsubishi	16	N	16-0579	01-A	1595 E Main St El Cajon
4 El Cajon Sheet Metal	16	N	16-0556	01-A	247 El Cajon Bl El Cajon
4 El Cajon Valley Cleaners	35	N	35-0014	01-A	1954 Friendship Dr Suite 102 El Cajon
4 El Cajon Valley High School	16	N	16-0217	00-A	8051 Winter Gardens Bl El Cajon
4 El Dorado Cleaners & Laundry	19	N	19-0233	02-A	1035 E Madison Av El Cajon
4 El Dorado Sandblasting Company	11	N	11-0432	02-A	4 N Euclid Av Suite E National City
4 Electro-Mold and Castings	21	N	21-0285	01-A	2694 Commercial St San Diego
4 Electronic Manufacturing Technology Inc.	01	N	01-0168	01-A	2739 Via Orange Wy Suite 108 Spring Valley
4 Electronic Surface Mounted Ind	03	N	03-0814	01-A	16464 Via Esprillo San Diego
4 Elite Auto Collision Repair Center	18	N	18-0174	01-A	6731 Cobra Wy San Diego
4 Elite Dental Care	13	N	13-0304	02-A	4949 Baltimore Dr La Mesa
4 Elkays Electronics Inc dba Western Radio	03	N	03-0271	01-A	401 H St Suite 4 Chula Vista
4 Emerald Publications	03	N	03-0877	02-A	7558 Trade St San Diego
4 Empire Electrical Supply	03	N	03-1312	01-A	12395 World Trade Dr San Diego
4 Empire Solar Group	03	N	03-1334	03-A	8825 Rehco Rd Suite D San Diego
4 Encompass Family Medicine	18	N	18-0139	02-A	9040 Carroll Wy Suite 3 San Diego
4 Engraving Pros	18	N	18-0220	01-A	7043 University Av La Mesa
4 Enterprise Rent A Car	04	N	04-0394	02-A	5500 Grossmont Center Dr La Mesa
4 Enterprise Rent A Car	09	N	09-0711	01-A	2710 Garnet Av Suite 110 San Diego
4 Enterprise Rent A Car	19	N	19-0226	01-A	1465 C St San Diego
4 Enterprise Truck Rental	03	N	03-1319	01-A	1145 National City Bl National City
4 Entropic Communications Inc	02	N	02-0946	01-A	6330 Marindustry Dr San Diego
4 Environmental Grease Management	10	N	10-0482	01-A	9276 Scranton Rd Suite 200 San Diego
4 Environmental Services Inc	34	N	34-0002	01-A	4425 Federal Bl Unit 72 San Diego
4 Esc Reprographics	09	N	09-0700	02-A	1220 Presioca St Spring Valley
4 Estrada Metals	13	N	13-0486	01-A	1200 4th Av San Diego
4 Euclid MMHS	10	N	10-0553	01-A	3261 Main St 1/2 Chula Vista
4 Euro Service Specialists	09	N	09-0855	01-A	1733 Euclid Av San Diego
4 European & American Car Serv	07	N	07-0092	00-A	1330 India St San Diego
4 Evelyn G Ascough DDS Inc	09	N	09-0896	01-A	4546 Zion Av San Diego
4 Evoqua Water Technologies	03	N	03-1379	01-A	3333 5th Av Suite 100 San Diego
4 Ewing & Holly DDS	08	N	08-0420	02-A	12316 World Trade Dr Suite 108 San Diego
4 Express Auto Repair & Tires	16	N	16-0536	02-A	3340 Kemper St San Diego
4 Express Auto Service	18	N	18-0078	01-A	1316 Broadway El Cajon
4 Express Performance Center	21	N	21-0310	01-A	7633 El Cajon Bl 300 La Mesa
4 Express Tire	04	N	04-0188	01-A	8711 N Magnolia Av Unit 300 Santee
4 Express Tire	13	N	13-0074	01-A	1011 Grand Av San Diego
4 Express Tire	19	N	19-0142	01-A	646 H St Chula Vista
4 E-Z Spring & Stamping	19	N	19-0363	01-A	820 Highland Av National City
4 Fabcom	16	N	16-0752	01-A	231 W 11th St National City
4 Fabrication Arts dba Graphic Solutions	11	N	11-0353	01-A	781 Vernon Wy El Cajon
4 Fabrication Technologies Industries Inc	19	N	19-0174	03-A	2926 Main St San Diego
4 Fabulous Inns of America	05	N	05-0558	00-A	2200 Haffley Av National City

Active Permits Metrowide at Year End

Report run on: Monday, January, 3 2022 3:52 pm

<i>Class Name</i>	<i>Area</i>	<i>SIU</i>	<i>Facility</i>	<i>Permit</i>	<i>Address</i>
4 Family Dentistry	16	N	16-0503	02-A	2485 Hotel Circle Pl San Diego
4 Fast Forward	16	N	16-0674	02-A	1782 Main St El Cajon
4 Fast Keys & Engraving	05	N	05-1222	01-A	1399 N Cuyamaca St El Cajon
4 Fast Radiator Warehouse	06	N	06-0550	01-A	8052 Clairemont Mesa Bl Space San Diego
4 FBI Vehicle Maintenance Facility	06	N	06-0393	00-A	9520 Chesapeake Dr Suite 606 San Diego
4 Federal Express	10	N	10-0465	01-A	9799 Aero Dr San Diego
4 Federal Express Corporation	03	N	03-0927	01-A	1650 47th St San Diego
4 Fedex Ground	02	N	02-0833	01-A	10585 Heater Ct San Diego
4 Fedex Ground Center	36	N	36-0007	01-A	9999 OLSON Dr Suite 100 San Diego
4 Ferguson Fire and Fabrication Inc	21	N	21-0315	01-A	10132 Airway Rd Otay Mesa
4 Finishing Factory	21	N	21-0258	01-A	1710 N Magnolia Av Suite 101 Santee
4 FinishMaster	19	N	19-0365	01-A	10221 Prospect Av Santee
4 Fire Art Foundry	05	N	05-0737	00-A	110 E 16th St National City
4 Firestone	05	N	05-0482	01-A	7914 Ronson Rd Suite D San Diego
4 First Flight Corporation	12	N	12-0191	01-A	4161 Convoy St San Diego
4 Fitness Chiropractic	18	N	18-0194	01-A	6810 Curran St San Diego
4 Fix Auto Santee	21	N	21-0079	01-A	7760 University Av La Mesa
4 Flag Crafters	13	N	13-0294	01-A	10806 Prospect Av Suite 5 Santee
4 Flame-Spray Inc	07	N	07-0036	00-A	1095 Bay Bl Chula Vista
4 Fleet Driveline Service	11	N	11-0477	01-A	4674 Alvarado Canyon Rd San Diego
4 Fleisher Products Inc	04	N	04-0248	01-A	4001 Market St Suite B San Diego
4 Fletcher Hills Dental Implant & Oral Surge	16	N	16-0739	01-A	4666 Cass St San Diego
4 Floyd's Automotive Machine	10	N	10-0345	03-A	366 S Pierce St El Cajon
4 Fluoresco Lighting & Signs	34	N	34-0091	01-A	4603 El Cajon Bl San Diego
4 Focalspot Inc	03	N	03-1233	01-A	2758 Via Orange Wy Spring Valley
4 Food Palace Market	11	N	11-0276	01-A	9915 Businesspark Av Suite A San Diego
4 Foremost Cleaners	19	N	19-0232	01-A	3550 National Av San Diego
4 Forman Machinery	05	N	05-0226	00-A	2928 E 8th St National City
4 Fortune Sheet Metal Inc	21	N	21-0124	00-A	5111 Santa Fe St Suite J San Diego
4 Foto Image	14	N	14-0006	02-A	10009 Prospect Av Santee
4 Four Point Sheraton Hotel	06	N	06-0410	01-A	940 Orange Av Coronado
4 Four Wheel Parts Performance Centers	13	N	13-0375	01-A	8110 Aero Dr San Diego
4 Frank Hyundai	19	N	19-0267	01-A	1427 Broadway Suite 104 Chula Vista
4 Frank Subaru	19	N	19-0159	03-A	3150 National City Bl National City
4 Fraser's Boiler Service	11	N	11-0375	00-A	2940 National City Bl National City
4 Frazee Paint	13	N	13-0496	01-A	1746 Newton Av San Diego
4 Frazee Paint & Wall covering	21	N	21-0324	01-A	895 Third Av Chula Vista
4 Frazee Paint & Wallcovering	10	N	10-0558	01-A	9567 Mission Gorge Rd Santee
4 Frazee Paint & Wallcovering	16	N	16-0758	01-A	3301 El Cajon Bl San Diego
4 Frazee Paint & Wallcovering	22	N	22-0081	01-A	1154 E Main St Unit 108 El Cajon
4 Fresenius Medical Care of Hillcrest	09	N	09-0441	00-A	6941 Federal Bl Lemon Grove
4 Friendship Homes	19	N	19-0135	00-A	3960 3rd Av San Diego
4 FritoLay Inc	06	N	06-0581	01-A	2300 E 7th St National City
4 FrutStix	03	N	03-1092	02-A	4953 Paramount Dr San Diego
4 FSE Inc	11	N	11-0443	01-A	8221 Arjons Dr Suite A San Diego

Active Permits Metrowide at Year End

Report run on: Monday, January, 3 2022 3:52 pm

<i>Class Name</i>	<i>Area</i>	<i>SIU</i>	<i>Facility</i>	<i>Permit</i>	<i>Address</i>
4 FTS Auto Repair LLC	05	N	05-0778	02-A	1248 Market St San Diego
4 Fuller Electric Corporation	05	N	05-0567	00-A	7954 Dagget St San Diego
4 Fuller Honda	13	N	13-0326	03-A	1018 Cudahy Pl San Diego
4 G & M Oil Company # 174	05	N	05-1071	02-A	580 Auto Park Dr Chula Vista
4 G David Gibson MD	18	N	18-0196	01-A	7737 Balboa Av San Diego
4 G Marble & Granite Company	16	N	16-0642	01-A	8875 La Mesa Bl Suite C La Mesa
4 G Scott Asphalt Inc	13	N	13-0394	01-A	1820 John Towers Av Suite A El Cajon
4 GAIA Medica Institute Inc	04	N	04-0465	01-A	358 Trousdale Dr Chula Vista
4 Galleria Medical Clinic Inc	19	N	19-0322	01-A	505 S Coast Bl Suite 104 San Diego
4 Gamma Scientific	06	N	06-0374	00-A	2720 E Plaza Bl Suite K National City
4 Gardner Pool Plastering	16	N	16-0523	02-A	8581 Aero Dr San Diego
4 Garland-Fields Glass Company	10	N	10-0379	01-A	801 Gable Wy El Cajon
4 Gary's Auto Repair	11	N	11-0428	01-A	7200 El Cajon Bl San Diego
4 Gary's Vw Repair	22	N	22-0011	01-A	355 6th Av San Diego
4 GE Mobile Water Inc	03	N	03-1117	01-A	7644 Broadway Lemon Grove
4 Genemay Inc	03	N	03-1357	01-A	8586 Miramar Pl San Diego
4 General Atomics (AMTD)	03	N	03-0997	01-A	7905 Silverton Av Suite 101 San Diego
4 General Atomics Aeronautical Systems In	03	N	03-0513	03-A	6995 Flanders Dr San Diego
4 General Atomics Lynx Systems Group	03	N	03-1107	01-A	13330 N Evening Creek Dr San Diego
4 Genevieve Bloom MD	14	N	14-0039	01-A	13322 N Evening Creek Dr San Diego
4 George J Chionis	18	N	18-0130	03-A	1117 10th St Coronado
4 George Neumann Automotive	33	N	33-0008	01-A	7811 La Mesa Bl Suite C La Mesa
4 George T Papas MD	09	N	09-0941	01-A	10039 Maine Av Lakeside
4 George's Garage	10	N	10-0041	01-A	2883 Meade Av San Diego
4 German Werks	13	N	13-0364	01-A	3114 Fairmount Av San Diego
4 GF Sheet Metal & Welding	21	N	21-0249	01-A	1409 Broadway Suite 101 Chula Vista
4 GF Sheet Metal & Welding	35	N	35-0037	01-A	10039 Prospect Av Suite B&C Santee
4 GI Trucking Company	13	N	13-0392	01-A	707 Greenfield Dr El Cajon
4 Gilden Family Chiropractic	05	N	05-1173	01-A	120 Press Ln Chula Vista
4 Gilden Family Chiropractic	16	N	16-0749	01-A	5450 Clairemont Mesa Bl Suite F San Diego
4 Glenbar Lithographers	09	N	09-0186	02-A	1208 N 2nd St El Cajon
4 Global Moving Systems Inc	03	N	03-0964	01-A	3240 F St San Diego
4 Golden Hammer Auto Body	16	N	16-0616	01-A	6460 Flanders Dr San Diego
4 Golden Ink Litho & Design	05	N	05-0080	02-A	631 W Lexington Av El Cajon
4 Graphics Solutions	11	N	11-0501	01-A	7602 Vickers St San Diego
4 Gray Line San Diego	08	N	08-0336	01-A	2952 Main St San Diego
4 Graybill Medical Group Inc	20	N	20-0127	01-A	3442 Sutherland St San Diego
4 Green Kars Auto Wrecking	12	N	12-0007	01-A	12509 Poway Rd Poway
4 Greenwald's Autobody & Frameworks Inc	12	N	12-0232	01-A	1510A Heritage Rd San Diego
4 Gregg W Beaty Dmd	05	N	05-0952	02-A	2285 Many St San Diego
4 Gregory P Gechoff DDS	21	N	21-0217	03-A	3737 Morago Av B200 San Diego
4 Gregory Davis DDS Inc	05	N	05-0872	02-A	8770 Cuyamaca St Suite 5 Santee
4 Gregory L Friedman DMD Inc	04	N	04-0365	02-A	4626 Mercury St San Diego
4 Grelaz Complete Auto Repair	13	N	13-0368	01-A	10755 Scripps Poway Py Suite K San Diego
4 Greyhound Lines Inc	09	N	09-0844	01-A	107 Broadway Unit A Chula Vista

Active Permits Metrowide at Year End

Report run on: Monday, January, 3 2022 3:52 pm

<i>Class Name</i>	<i>Area</i>	<i>SIU</i>	<i>Facility</i>	<i>Permit</i>	<i>Address</i>
4 Griffiths Machining	16	N	16-0599	01-A	120 W Broadway San Diego
4 Griselda E Tiu MD	19	N	19-0341	01-A	465 Vernon Wy El Cajon
4 GT Pros Television Repair	05	N	05-1194	02-A	655 S Euclid Av Unit 210 National City
4 Guthrie Ciderworks	03	N	03-1513	01-A	4650 Mercury St San Diego
4 Guy C Sutton	06	N	06-0602	01-A	6496 Marindustry Dr Suite D San Diego
4 Guy Matthews Garage	09	N	09-0593	02-A	5075 Ruffin Rd Suite C San Diego
4 GWR Instruments Inc	02	N	02-1178	01-A	1011 Fort Stockton Dr San Diego
4 H & R Steel	35	N	35-0038	01-A	5985 Pacific Center Bl Suite 203 San Diego
4 H M Pitt Labs Inc	19	N	19-0184	02-A	1710 N Magnolia Av Suite 102 El Cajon
4 H2O Life Aquarium Foods	19	N	19-0224	03-A	2434 Southport Wy Suite L National City
4 Haigs Complete Auto Repair	10	N	10-0036	00-A	1014 Coolidge Av National City
4 Hanh My Truong MD	10	N	10-0535	01-A	3750 University Av San Diego
4 Hans Foreign Car Service	08	N	08-0322	01-A	5296 University Av Suite J San Diego
4 Hanson Aggregates	03	N	03-0494	02-A	4306 Pacific Hy San Diego
4 Happy Car Wash & Auto Detailing	21	N	21-0281	01-A	9255 Camino Santa Fe San Diego
4 Harbor Aero Tech Center	08	N	08-0507	01-A	126 W Bradley Av Santee
4 Harbor Packaging Inc	20	N	20-0149	01-A	2701 N Harbor Dr San Diego
4 Harland Brewing Co, LLC	03	N	03-1475	01-A	13100 Danielson St Poway
4 Harley-Davidson of El Cajon	16	N	16-0606	01-A	10115 Carroll Canyon Rd San Diego
4 Harmonic Design Inc	20	N	20-0107	02-A	621 El Cajon Bl El Cajon
4 Harris Rebar Southern California	33	N	33-0061	01-A	12190 Tech Center Dr Poway
4 Hasa Inc	34	N	34-0125	01-A	12751 Vigilante Rd Lakeside
4 Hastings Rod Manufacturing	05	N	05-0198	01-A	10605 Jamacha Bl Spring Valley
4 Hawthorne Power Systems	05	N	05-0687	01-A	7569 Convoy Ct San Diego
4 Health Center Texaco	05	N	05-0796	01-A	8050 Othello Av San Diego
4 HealthSouth UTC SurgiCenter	05	N	05-1037	01-A	2777 Health Center Dr San Diego
4 Healy Media Inc	13	N	13-0395	01-A	8929 University Center Ln Suite 103 San Diego
4 Heartland Cleaners	16	N	16-0639	02-A	637 3rd Av Suite A-1 Chula Vista
4 Heartland Meat Company Inc	13	N	13-0357	02-A	999 E Washington Av El Cajon
4 Heather R Adams DDS	13	N	13-0186	02-A	3461 Main St Chula Vista
4 Heliotrope General	34	N	34-0004	01-A	613 3rd Av Chula Vista
4 Henry's Radiator and Auto Rep	09	N	09-0715	01-A	3733 Kenora Dr Spring Valley
4 Heritage Cleaners	18	N	18-0101	02-A	3035 El Cajon Bl San Diego
4 Hernandez Tires Sales	13	N	13-0134	01-A	9122 Fletcher Py La Mesa
4 Hertz Equipment Rental Inc	19	N	19-0266	01-A	3236 Main St Chula Vista
4 Hi Tech Welding and Forming Inc	16	N	16-0647	01-A	415 W 30th St National City
4 Highland Service Station	19	N	19-0277	01-A	1375 Fayette St El Cajon
4 Hikam America	13	N	13-0488	01-A	1803 Highland Av National City
4 Hillcrest Dental Centre	09	N	09-0948	01-A	3521 Main St Suite 501 Chula Vista
4 Hillcrest Periodontal Health & Dental Imp	09	N	09-0788	02-A	1060 University Av Unit A201 San Diego
4 Hitachi Data Systems	03	N	03-0698	01-A	3570 4th Av San Diego
4 Hi-Tech Electronic Manufacturing	03	N	03-0547	02-A	10277 Scripps Ranch Bl San Diego
4 Hi-Tech Stencil	02	N	02-1139	02-A	7420 Carroll Rd San Diego
4 Hoffmeyer Company Inc	11	N	11-0439	01-A	10225 Barnes Canyon Rd Suite A109 San Diego
4 Holiday Inn	05	N	05-0648	00-A	1304 Imperial Av San Diego

Active Permits Metrowide at Year End

Report run on: Monday, January, 3 2022 3:52 pm

<i>Class Name</i>	<i>Area</i>	<i>SIU</i>	<i>Facility</i>	<i>Permit</i>	<i>Address</i>
4	Holiday Inn / Mission Bay & Sea World	08	N	08-0293	01-A 9335 Kearny Mesa Rd San Diego
4	Holiday Inn / San Diego Bayside	08	N	08-0332	00-B 3737 Sports Arena Bl San Diego
4	Holiday Inn Embarcadero	09	N	09-0501	00-A 4875 N Harbor Dr San Diego
4	Holiday Inn Harbor View	09	N	09-0121	00-A 1355 N Harbor Dr San Diego
4	Holiday Inn Mission Valley	09	N	09-0480	01-A 1617 1st Av San Diego
4	Homestead Sheet Metal	34	N	34-0096	01-A 595 Hotel Circle S San Diego
4	Honda of El Cajon	16	N	16-0617	02-A 9031 Memory Ln Spring Valley
4	Hong's Radiator Shop	10	N	10-0470	01-A 889 Arnele Av El Cajon
4	Hopsing's Machine Inc	10	N	10-0271	01-A 5312 El Cajon Bl San Diego
4	Horizon Dental Care	03	N	03-0855	02-A 5255 University Av San Diego
4	Horizon Engineering Inc	20	N	20-0144	01-A 10737 Camino Ruiz Suite 225 San Diego
4	Horn's Welding	19	N	19-0368	01-A 13200 Kirkham Wy Suite 109 Poway
4	Hotel Del Coronado	14	N	14-0034	06-A 1840 Wilson Av National City
4	Hotel La Jolla	04	N	04-0171	00-A 1500 Orange Av Coronado
4	Hotel San Diego	09	N	09-0474	00-A 7955 La Jolla Shores Dr La Jolla
4	Hotsy Pressure Washing Equipment of SD	13	N	13-0377	02-A 339 W Broadway San Diego
4	Howard Johnson	09	N	09-0566	00-A 359 Trousdale Dr Unit B Chula Vista
4	Howard Johnson	10	N	10-0293	01-A 1631 Hotel Circle S San Diego
4	Howard's Bakery	16	N	16-0109	01-A 6440 El Cajon Bl San Diego
4	Hub Cap Annie San Diego	10	N	10-0403	01-A 1097 E Broadway El Cajon
4	Hughes Automotive	35	N	35-0016	01-A 6211 University Av San Diego
4	Humphrey Mortuary	13	N	13-0350	01-A 1192 Greenfield Dr El Cajon
4	Hunter Douglas Fabrication	20	N	20-0051	01-A 753 Broadway Chula Vista
4	Huong Nguyn MD	10	N	10-0523	01-A 12400 Stowe Dr Poway
4	Hyatt Regency La Jolla	04	N	04-0270	01-A 4228 El Cajon Bl San Diego
4	Hyatt Regency San Diego	11	N	11-0416	02-A 3777 La Jolla Village Dr San Diego
4	Hydranautics	03	N	03-0408	05-A 1 Market Pl San Diego
4	Hydraulic Electric Component Supply	21	N	21-0265	01-A 8270 Miralani Dr San Diego
4	Hydro/Agri	11	N	11-0296	02-A 9938 Prospect Av Suite 145 Santee
4	Hy-Lang Electric California	02	N	02-0680	02-A 1770 Thor St San Diego
4	Hytech Metal Forming Inc	11	N	11-0382	01-A 7181 Construction Ct San Diego
4	I O Select Inc	03	N	03-1314	01-A 2676 Newton Av San Diego
4	IGO Medical Group of San Diego	02	N	02-0687	02-A 9835 Carroll Centre Rd San Diego
4	Imaging Healthcare Specialist	05	N	05-1150	01-A 9339 Genesee Av Suite 220 San Diego
4	Imaging Healthcare Specialists	15	N	15-0022	01-A 7625 Mesa College Dr Suite 103 San Diego
4	Imported Car Service	22	N	22-0018	01-A 317 14th St Del Mar
4	IMS Recycling Service Inc	11	N	11-0544	01-A 7280 Broadway Lemon Grove
4	IMS Recycling Services	11	N	11-0057	01-A 2768 Boston Av San Diego
4	In and Out Car Wash	34	N	34-0045	01-A 2697 Main St San Diego
4	In Design Inc	08	N	08-0362	01-A 9548 Jamacha Rd Spring Valley
4	In House Photo	09	N	09-0683	03-A 2163 Hancock St San Diego
4	Industrial Asphalt	05	N	05-0251	00-A 2327 Kettner Bl San Diego
4	Industrial Metal Supply	05	N	05-0984	01-A 8150 Friars Rd San Diego
4	Inflatable Design Group	16	N	16-0787	01-A 7550 Ronson Rd San Diego
4	Ingersoll-Rand	05	N	05-0639	02-A 1080 W Bradley Av Suite B El Cajon

Active Permits Metrowide at Year End

Report run on: Monday, January, 3 2022 3:52 pm

<i>Class Name</i>	<i>Area</i>	<i>SIU</i>	<i>Facility</i>	<i>Permit</i>	<i>Address</i>
4 InnSuites Hotels San Diego Balboa Park R	09	N	09-0470	01-A	7950 Dagget St San Diego
4 Inovations Research	02	N	02-0948	01-A	2223 El Cajon Bl San Diego
4 Inspec Testing	19	N	19-0111	02-A	11568 Sorrento Valley Rd Suite 8 San Diego
4 Institute For Creation Research	21	N	21-0251	01-A	1413 Wilson Av National City
4 Instruments Inc	05	N	05-0267	01-A	10946 N Woodside Av Santee
4 Integra Neurocare	02	N	02-0765	01-A	7263 Engineer Rd Suite G San Diego
4 Inter Dental Ceramics	13	N	13-0390	01-A	5955 Pacific Center Bl San Diego
4 Intermarket Manufacturing Service	16	N	16-0600	01-A	1231 3rd Av Suite B Chula Vista
4 Intermountain Radiator & A/C	20	N	20-0005	02-A	1504 Fayette St El Cajon
4 Internal Medicine Associates	09	N	09-0782	02-A	13945 Poway Rd Suite C Poway
4 International Engine Works	05	N	05-0799	02-A	3260 3rd Av San Diego
4 Interstate Brands Corp	11	N	11-0033	01-A	1201 Knoxville St San Diego
4 Interstate Striping of California Inc	21	N	21-0292	01-A	1955 Julian Av San Diego
4 Intimate Images by Angela Lee Photograp	15	N	15-0002	02-A	8511 Ablette Rd Suite B Santee
4 Intransport Services Corporation	12	N	12-0184	01-A	1011 Camino Del Mar Suite 118 Del Mar
4 Invensys	08	N	08-0228	01-A	1429 La Media Rd San Diego
4 Invivogen	02	N	02-1057	01-A	2727 Kurtz St San Diego
4 Ira R Braverman MD	19	N	19-0245	03-A	3950 Sorrento Valley Bl Suite 100 San Diego
4 Irene Sacamay Olaes DMD	03	N	03-0881	02-A	610 Euclid Av Suite 201 National City
4 ISE Corporation	20	N	20-0225	01-A	12335 World Trade Dr Suite 1B San Diego
4 Ishtar Wheat Products	16	N	16-0798	01-A	12302 Kerran St Poway
4 J & J Brake Parts	10	N	10-0401	01-A	954 Industrial Pl El Cajon
4 J & J Polishing	13	N	13-0343	01-A	3243 Euclid Av San Diego
4 J & M Keystone	34	N	34-0067	01-A	2631 Faivre St Suite F Chula Vista
4 J Andrew Hunter DDS	16	N	16-0452	02-A	2709 Via Orange Wy Suite A Spring Valley
4 J Cruz Motor Services Corporation	34	N	34-0029	01-A	242 Avocado Av El Cajon
4 J Jones Auto Care	22	N	22-0070	01-A	9016 Jamacha Rd Spring Valley
4 J S & R Inc	02	N	02-0267	00-A	8373 Broadway Lemon Grove
4 J&B Materials	16	N	16-0064	04-A	10741 Roselle St San Diego
4 Jack Harrison Buick-Pontiac-Suzuki	19	N	19-0157	01-A	1155 N Johnson Av El Cajon
4 Jack in the Box	06	N	06-0555	01-A	2601 National City Bl National City
4 Jack White DDS	04	N	04-0357	02-A	9357 Spectrum Center Bl San Diego
4 Jack Williams Auto Body & Paint	21	N	21-0277	01-A	2187 Garnet Av San Diego
4 Jacob Russell DDS	04	N	04-0317	02-A	01336 N Magnolia Av El Cajon
4 Jaguar Auto Repair	08	N	08-0400	01-A	525 Nautilus St La Jolla
4 Jamacha Cleaners	34	N	34-0019	02-A	3770 Hancock St San Diego
4 James Berry DDS	06	N	06-0462	02-A	2891 Jamacha Rd Suite 128 El Cajon
4 James Gang Graphics Inc	08	N	08-0346	01-A	4540 Kearny Villa Rd Suite 116 San Diego
4 James Mahooti DDS	02	N	02-0669	02-A	1931 Bacon St San Diego
4 Japanese Auto Tech	03	N	03-0649	01-A	9450 Scranton Rd 109 San Diego
4 Jaybright Company	13	N	13-0154	03-A	6696 Miramar Rd Suite N San Diego
4 Jaycraft	34	N	34-0010	01-A	787 Energy Wy Chula Vista
4 JB Auto Repair	35	N	35-0022	01-A	2780 Via Orange Wy Suite A Spring Valley
4 JB Bradford Metals	19	N	19-0364	01-A	1120 Greenfield Dr Suite 6 El Cajon
4 JC Environmental Company	19	N	19-0223	02-A	221 W 16th St National City

Active Permits Metrowide at Year End

Report run on: Monday, January, 3 2022 3:52 pm

<i>Class Name</i>	<i>Area</i>	<i>SIU</i>	<i>Facility</i>	<i>Permit</i>	<i>Address</i>
4 JC Service	05	N	05-1070	01-A	2504 Transportation Av Suite C National City
4 JCI Metal Products	22	N	22-0005	01-A	7879 Raytheon Rd San Diego
4 Jeffrey D Korn DPM	09	N	09-0839	01-A	6540 Federal Bl Lemon Grove
4 Jessie Mendez Auto Body	35	N	35-0026	02-A	4060 4 th Av Suite 100 San Diego
4 JetCleanUSA Inc	13	N	13-0464	01-A	1135 Greenfield Dr El Cajon
4 Jewels by Tashne	02	N	02-0802	01-A	359 Trousdale Dr Suite B Chula Vista
4 Jiffy Lube	03	N	03-0527	01-A	2683 Via De La Valle Suite F San Diego
4 Jiffy Lube	16	N	16-0203	01-A	6696 Miramar Rd Suite K San Diego
4 Jims RV Maintenance Shoppe	21	N	21-0127	00-A	539 N 2nd St El Cajon
4 Jocson's Autobody Paint & Repair	19	N	19-0150	01-A	11350 N Woodside Av Santee
4 Joel S Berger DDS	13	N	13-0254	02-A	1316 Coolidge Av National City
4 Joel Switzer DMD	03	N	03-0882	02-A	752 Medical Center Ct Suite 205 Chula Vista
4 Johanson Dielectric Inc	09	N	09-0710	03-A	12396 World Trade Dr Suite 209 San Diego
4 John C Pawlak	18	N	18-0206	01-A	823 Gateway Center Wy San Diego
4 John C Thompson MD	16	N	16-0660	01-A	7900 El Cajon Av Suite F La Mesa
4 John James MD	16	N	16-0488	02-A	1625 E Main St Suite 201 El Cajon
4 John's Automotive Care	06	N	06-0557	02-A	1580 2nd St El Cajon
4 Jon W Cassell DDS	05	N	05-0837	02-A	6267 Riverdale St San Diego
4 Jose Guzman DDS	12	N	12-0236	01-A	591 Camino De La Reina Suite 412 San Diego
4 JSA ORC Inc	21	N	21-0269	01-A	1555 Palm Av Suite J1 San Diego
4 Juergen Langenbach DMD	20	N	20-0090	03-A	1222 N Magnolia Av El Cajon
4 Julie's Cleaners	03	N	03-0157	00-A	15725 Pomerado Rd Suite 104 Poway
4 Julie's Cleaners	09	N	09-0937	01-A	9923 Carmel Mountain Rd San Diego
4 Juneshine	09	N	09-1070	01-A	1635 University Av San Diego
4 Justin Y Seng DDS	05	N	05-1036	02-A	3052 El Cajon Bl Suite C San Diego
4 JV Tomahawk Inc	20	N	20-0052	01-A	4698 Convoy St Suite 203 San Diego
4 K & D Machining	21	N	21-0253	01-A	12255 Kirkham Rd Suite 100 Poway
4 K & S Automotive	05	N	05-0609	01-A	8614 Argent St Suite H Santee
4 K Peter Chung DDS	14	N	14-0032	02-A	3865 Convoy St San Diego
4 K Wash Lube & Auto Service	21	N	21-0178	00-A	1301 Ynez Pl Coronado
4 K.A.McNair Brewing Company dba North	09	N	09-0994	01-A	8933 Magnolia Av Santee
4 Kaelins Touchless Car Wash	16	N	16-0577	01-A	3038 University Av San Diego
4 Kaiser Foundation Health Plan	18	N	18-0066	03-A	1437 E Main St El Cajon
4 Kaman Industrial Technologies	11	N	11-0374	00-A	8010 Parkway Dr La Mesa
4 Kay Automotive Distributors	19	N	19-0049	03-A	1675 Newton Av San Diego
4 Kaz Newman and Associates	20	N	20-0103	02-A	2121 Hoover Av National City
4 KB Smog & Auto	21	N	21-0099	01-A	13327 Poway Rd Poway
4 Kel Coatings Inc	03	N	03-0249	01-A	210 W Bradley Av Suite F El Cajon
4 Kelcourt Plastics	12	N	12-0211	01-A	8646 Commerce Av Suite A San Diego
4 Ketema Process Equipment Div	21	N	21-0003	01-A	2189 Britannia Bl San Diego
4 Kevin's Auto Body and Paint	34	N	34-0025	02-A	9484 Mission Park Pl Santee
4 Kieran Label Corp	21	N	21-0067	01-A	8802 Troy St Spring Valley
4 Kieran Label Corporation	12	N	12-0271	01-A	8765 Olive Ln Suite L Santee
4 Kindred Hospital of San Diego	09	N	09-0688	03-A	2321 Siempre Viva Ct Suite 101 San Diego
4 King Lee Technologies	03	N	03-0741	02-A	1940 El Cajon Bl San Diego

Active Permits Metrowide at Year End

Report run on: Monday, January, 3 2022 3:52 pm

<i>Class Name</i>	<i>Area</i>	<i>SIU</i>	<i>Facility</i>	<i>Permit</i>	<i>Address</i>
4 Kinnate Biopharma	02	N	02-1496	01-A	8949 Kenamar Dr Suite 107 San Diego
4 Kirwan Company	05	N	05-1059	01-A	11975 El Camino Real Suite 101 San Diego
4 KJM Enterprises Inc	03	N	03-0345	01-A	7377 Convoy Ct San Diego
4 KJOS Music	05	N	05-0279	02-A	9590 Distribution Av San Diego
4 Kleen Blast	13	N	13-0453	01-A	4382 Jutland Dr San Diego
4 Kleen Rite Cleaners	18	N	18-0099	03-A	676 Moss St Suite B Chula Vista
4 Knife Merchant	03	N	03-1360	01-A	8755 La Mesa Bl La Mesa
4 Knightly Chiropractic Inc	09	N	09-0755	03-A	7933 Silverton Av Suite 710 San Diego
4 Knott's Soak City	13	N	13-0331	01-A	3627 30th St San Diego
4 Kragen Auto Parts	05	N	05-0610	01-A	2052 Entertainment Cr Chula Vista
4 Kropf Custom Sheet Metal	16	N	16-0768	01-A	3950 Convoy St San Diego
4 KTM Coating Technologies Inc	21	N	21-0314	01-A	1408 Pioneer Wy El Cajon
4 L3 Communications	20	N	20-0189	02-A	8614 Argent St Suite F Santee
4 L3 Communications Telemetry-West	06	N	06-0452	03-A	12131 Community Rd Suite A Poway
4 LA Chemical	03	N	03-0755	01-A	9020 Balboa Av San Diego
4 La Flor De Michoacan Tortilleria	11	N	11-0347	01-A	7920 Stromesa Ct San Diego
4 La Jolla Audio Inc	05	N	05-1234	01-A	509 9th Av Unit B San Diego
4 La Jolla Blueprint Company	04	N	04-0155	00-A	5151 Santa Fe St Suite L San Diego
4 La Jolla Brass	21	N	21-0239	01-A	7442 Girard Av La Jolla
4 La Jolla Car Wash	04	N	04-0198	01-A	10911 Wheatlands Av Santee
4 La Jolla Cleaners	05	N	05-0832	01-A	891 Turquoise St San Diego
4 La Jolla Dental Care	04	N	04-0306	03-A	8508 Genesee Av San Diego
4 La Jolla Light Newspapers	04	N	04-0319	01-A	7737 Herschel Av La Jolla
4 La Jolla Marriott Hotel	04	N	04-0169	00-A	565 Pearl St Suite 300 La Jolla
4 La Jolla Oral Maxillofacial	04	N	04-0283	02-A	4240 La Jolla Village Dr La Jolla
4 La Jolla Shores Hotel	04	N	04-0447	01-A	7855 Fay Av Suite 240 La Jolla
4 La Jolla Sports Orthopedics	04	N	04-0293	02-A	8110 Camino del Oro La Jolla
4 La Jolla Veterinary Hospital	04	N	04-0282	03-A	9834 Genesee Av Suite 228 La Jolla
4 La Maestra Family Clinic Inc	10	N	10-0547	01-A	7520 Fay Av La Jolla
4 La Mesa Auto Care	18	N	18-0054	00-A	4060 Fairmount Av San Diego
4 La Mesa Car Wash	18	N	18-0004	01-A	8692 La Mesa Bl La Mesa
4 La Mesa Internal Medicine Medical Group	18	N	18-0120	02-A	5322 Jackson Dr La Mesa
4 La Mesa Village Dental	18	N	18-0109	02-A	5111 Garfield St La Mesa
4 La Mesa-Spring Valley School District	34	N	34-0034	01-A	4730 3rd St Suite C La Mesa
4 La Palapa Market	11	N	11-0485	01-A	3838 Conrad Dr Spring Valley
4 La Princesa Tortilleria	11	N	11-0283	01-A	2483 Imperial Av San Diego
4 Ladki Car Rental	09	N	09-0708	01-A	3320 Broad Av San Diego
4 Lakeside Motors	18	N	18-0171	01-A	929 W Laurel St San Diego
4 Lakeside Tire Company	33	N	33-0015	01-A	8090 University Av La Mesa
4 Lakeside Union School District	33	N	33-0020	01-A	9668 Winter Gardens Bl Lakeside
4 Lamar Space	13	N	13-0328	01-A	9707 Marilla Dr Lakeside
4 Lamkin Corporation	12	N	12-0172	01-A	3730 Main St Chula Vista
4 Lan T Tran DDS	15	N	15-0005	02-A	6530 Gateway Park Dr San Diego
4 Langley A Div of Magellan Aerospace	22	N	22-0059	02-A	807 Camino Del Mar Del Mar
4 Larry W Blenis DC	09	N	09-0816	02-A	6510 Federal Bl Lemon Grove

Active Permits Metrowide at Year End

Report run on: Monday, January, 3 2022 3:52 pm

<i>Class Name</i>	<i>Area</i>	<i>SIU</i>	<i>Facility</i>	<i>Permit</i>	<i>Address</i>
4 Las Vegas Premium Water	13	N	13-0431	01-A	3019 Polk Av San Diego
4 Latchkey Brewing	09	N	09-0998	01-A	694 Moss St Chula Vista
4 Laughter Chiropractic	09	N	09-0898	01-A	1795 Hancock St Suite P1 San Diego
4 Laura Norton Fagerlund MD	14	N	14-0044	01-A	3596 30th St San Diego
4 Laurel M Morello DDS	16	N	16-0658	02-A	1224 10th St Suite 200 Coronado
4 Laurence R Saben MD A Professional Coi	16	N	16-0662	01-A	226 Avocado Av El Cajon
4 Lawrence Addleson DDS	09	N	09-0858	01-A	615 E Lexington Av El Cajon
4 Lawrence Dinenberg MD	04	N	04-0292	02-A	2840 5th Av Suite 300 San Diego
4 Lawrence Lotzor DDS	05	N	05-1135	01-A	9834 Genesee Av Suite 125 La Jolla
4 Lawson Stamp Company	06	N	06-0545	01-A	4320 Genesee Av Suite 206 San Diego
4 LED Works Inc	16	N	16-0648	01-A	5256 Kearny Villa Wy San Diego
4 Ledezma Automotive Center	13	N	13-0075	01-A	926 Fesler St El Cajon
4 Lee Rollins Inc	09	N	09-0860	01-A	471 Broadway Chula Vista
4 Lee's Automotive	22	N	22-0003	00-A	2008 Pacific Hy San Diego
4 Lemon Grove Automotive	22	N	22-0021	00-A	8260 Broadway Lemon Grove
4 Lemon Grove Dental Inc	22	N	22-0078	01-A	8183 Broadway Lemon Grove
4 Lemon Grove Family Health Center	22	N	22-0079	01-A	8100 Broadway Lemon Grove
4 Leonard Engineering Inc	16	N	16-0627	01-A	7592 Broadway Lemon Grove
4 Leo's Garage	12	N	12-0040	00-A	412 Front St El Cajon
4 Let It Ride Bike Shop	32	N	32-0018	01-A	966 Hollister St San Diego
4 Lexus Kearny Mesa	05	N	05-0604	00-A	1730 Alpine Bl Suite 103 Alpine
4 LG Electronics MobileComm USA	03	N	03-1315	01-A	4970 Kearny Mesa Rd San Diego
4 Liberty Call Distilling	11	N	11-0588	01-A	10225 Willow Creek Rd San Diego
4 Lindy's Auto Upholstery	10	N	10-0394	03-A	1985 National Av Suite 1131 San Diego
4 Line X	35	N	35-0039	01-A	7267 El Cajon Bl San Diego
4 Linear Measurements Inc	02	N	02-0987	01-A	1611 N Magnolia Av Suite 312 El Cajon
4 Linhkieu T Nguyen MD Inc	10	N	10-0552	01-A	4174 Sorrento Valley Bl San Diego
4 Linns Auto Service	11	N	11-0290	01-A	3375 Euclid Av Suite 100 San Diego
4 Lin's Auto Repair	10	N	10-0391	02-A	3601 Imperial Av San Diego
4 Litel Instruments	02	N	02-0976	01-A	4765 Trojan Av San Diego
4 Lloyd Pest Control	05	N	05-0565	00-A	6142 Nancy Ridge Dr Suite 102 San Diego
4 Lloyd Thompson DDS	20	N	20-0098	02-A	935 Sherman St San Diego
4 Lo Sieu Smog Test Only Center	05	N	05-1084	01-A	13512 Poway Rd Poway
4 Lockheed Martin Marine Systems	08	N	08-0506	01-A	2920 Damon Av Suite B San Diego
4 Loftin Business Forms Inc	09	N	09-0526	01-A	1160 Harbor Island Dr San Diego
4 Loma Laundryland	08	N	08-0570	01-A	789 Gateway Center Wy San Diego
4 Lomita Family Medical Group	10	N	10-0405	02-A	3780 Voltaire St San Diego
4 Longs Drug Stores	12	N	12-0155	02-A	909 Cardiff St San Diego
4 Longship Brewery	03	N	03-1289	01-A	444 E San Ysidro Bl San Diego
4 Luis A Contreras DDS	17	N	17-0029	01-A	10320 Camino Santa Fe Suite C San Diego
4 Luzaich Striping Inc	33	N	33-0050	01-A	1340 Imperial Beach Bl Suite 101 Imperial Beac
4 Lynne A March DDS	10	N	10-0454	02-A	14219 Olde Hwy 80 Lakeside
4 Lyon Technologies Inc	13	N	13-0276	04-A	4685 Vista St San Diego
4 M & A Graphics	08	N	08-0397	01-A	1690 Brandywine Av Chula Vista
4 M Dalia Strauser MD	09	N	09-0911	01-A	3035 Moore St Suite B San Diego

Active Permits Metrowide at Year End

Report run on: Monday, January, 3 2022 3:52 pm

<i>Class Name</i>	<i>Area</i>	<i>SIU</i>	<i>Facility</i>	<i>Permit</i>	<i>Address</i>
4 M2 Collision Centers	05	N	05-0990	01-A	1835 El Cajon Bl San Diego
4 MA Zirpolo Inc	09	N	09-0797	02-A	7484 Raytheon Rd San Diego
4 Mabuhay Tailoring Cleaner	19	N	19-0354	01-A	1855 1st Av Suite 102 San Diego
4 Mactec Engineering & Consultants	06	N	06-0553	01-A	550 E 8th St Suite 16 National City
4 Mad Engine Inc	03	N	03-1110	01-A	9177 Sky Park Ct San Diego
4 Magma Mesa Ridge Technologies	03	N	03-0641	00-A	6650 Top Gun St San Diego
4 Mag-Wood Automotive	21	N	21-0187	00-A	9918 Via Pasar San Diego
4 Main Electric Supply Co	06	N	06-0644	01-A	10735 Woodside Av Santee
4 MAK Cleaners	09	N	09-0933	01-A	9540 Chesapeake Dr San Diego
4 MAK Cleaners Inc	09	N	09-0934	01-A	425 Laurel St San Diego
4 MAK Cleaners Inc	09	N	09-0935	01-A	1031 Market St San Diego
4 Mak Cleaners Inc	09	N	09-0936	01-A	703 Union St San Diego
4 Manila Motorworks	19	N	19-0217	01-A	307 W Beech St San Diego
4 Manncorp	05	N	05-1102	01-A	25 E 18th St National City
4 Manorama M Reddy MD	10	N	10-0516	01-A	4901 Morena Bl San Diego
4 Manson's BMW	05	N	05-0479	01-A	4533 College Av San Diego
4 Marck Motors Body Shop Inc	21	N	21-0283	01-A	2005 Morena Bl San Diego
4 Marcos Borrero MD	12	N	12-0223	01-A	791 Greenfield Dr El Cajon
4 Marco's Radiator Repair	13	N	13-0408	01-A	3490 Palm Av Unit 2 San Diego
4 Maria Flora G Trimor-Tamoria Med Clini	19	N	19-0323	01-A	2530 Main St Suite H Chula Vista
4 Marine & Restaurant Fabricators Inc	11	N	11-0496	02-A	2240 E Plaza Bl Suite A National City
4 Marine and Restaurant Fabricators	11	N	11-0271	01-A	3768 Dalbergia St San Diego
4 Mario N Alberti Dental Office	02	N	02-0982	01-A	3763 Dalbergia St San Diego
4 Mario's Auto Detail	13	N	13-0467	02-A	4520 Executive Dr Suite 250 San Diego
4 Maritime Solutions LLC	11	N	11-0481	01-A	1409 Broadway Suite 102 Chula Vista
4 Mark D Hendricks MD	09	N	09-0909	01-A	1616 Newton Av San Diego
4 Mark Mikulics MD	20	N	20-0080	02-A	1835 El Cajon Bl Suite C San Diego
4 Market Street Vet Clinic	09	N	09-0932	01-A	15644 Pomerado Rd Suite F Poway
4 MarketQuest Group Adv Business Produc	03	N	03-0988	01-A	1051 Market St San Diego
4 Marmol Export	03	N	03-0511	01-A	9600 Kearny Villa Rd San Diego
4 Marsha Mirkin DMD	04	N	04-0463	01-A	7992 Miramar Rd San Diego
4 Marvin K Brown Cadillac	09	N	09-0463	00-A	4633 Ingraham St Suite B San Diego
4 Master Halco Incorporated	16	N	16-0677	02-A	1441 Camino Del Rio S San Diego
4 Matrix Enterprises	20	N	20-0167	01-A	485 Raleigh Av El Cajon
4 Matthew S Cowman DDS	04	N	04-0358	02-A	12310 Stowe Dr Suite B Poway
4 Mayer Reprographics	09	N	09-0413	02-A	1300 Grand Av Suite E San Diego
4 Maytag Commercial	10	N	10-0221	00-A	1065 University Av San Diego
4 McClellan Buick	18	N	18-0061	01-A	6145 El Cajon Bl Suite E San Diego
4 McCord's Bake Shop	11	N	11-0130	00-A	7675 University Av La Mesa
4 McCormack Dental Imaging	13	N	13-0247	02-A	2985 National Av San Diego
4 McCormack Dental Imaging Inc	05	N	05-1097	02-A	285 K St Chula Vista
4 McCormack Dental Imaging Inc	18	N	18-0133	02-A	1550 Hotel Circle N Suite 340 San Diego
4 McCune Chrysler Jeep & Dodge	13	N	13-0440	01-A	4333 Palm Av Suite A La Mesa
4 McCune Chrysler/Plymouth	19	N	19-0163	01-A	1885 Auto Park Pl Chula Vista
4 McCune Collision Center	19	N	19-0278	01-A	2340 National City Bl National City

Active Permits Metrowide at Year End

Report run on: Monday, January, 3 2022 3:52 pm

<i>Class Name</i>	<i>Area</i>	<i>SIU</i>	<i>Facility</i>	<i>Permit</i>	<i>Address</i>
4 McIntyre Tool and Machine	16	N	16-0376	01-A	3000 National City Bl National City
4 McMahan Steel Company Inc	12	N	12-0170	01-A	1250 Pioneer Wy Suite H El Cajon
4 McMahan Steel Company Inc	13	N	13-0347	02-A	6795 Calle De Linea San Diego
4 MD Auto Repair and Tires	34	N	34-0024	01-A	1880 Nirvana Av Chula Vista
4 Mechanical System Contractors, Inc.	06	N	06-0052	03-A	8750 Jamacha Rd Spring Valley
4 Med Premises	06	N	06-0465	02-A	4444 Viewridge Av San Diego
4 Medical Device Group Inc	20	N	20-0050	01-A	8705 Complex Dr San Diego
4 Medina's Transmissions	13	N	13-0013	01-A	12675 Stowe Dr Suite B Poway
4 Megla Manufacturing	19	N	19-0309	02-A	140 Broadway Chula Vista
4 Melrose Dental Care	13	N	13-0472	01-A	2105 Cleveland Av National City
4 Mercedes Benz Body Shop	05	N	05-1068	01-A	1456 Melrose Av Chula Vista
4 Mesa Dental	05	N	05-1149	01-A	7905 Dagget St San Diego
4 Mesa Distributing Company Inc	03	N	03-0646	00-A	7625 Mesa College Dr Unit 100 San Diego
4 Mesa Family Dental	05	N	05-1172	01-A	9184 Rehco Rd San Diego
4 Metal Master Inc	06	N	06-0608	01-A	5450 Clairemont Mesa Bl Suite C San Diego
4 Metcon Inc	13	N	13-0519	01-A	4611 Overland Avenue San Diego
4 Metro Imports	09	N	09-0859	01-A	688 Marsat Ct Chula Vista
4 Metro Steel	21	N	21-0313	01-A	1954 Kettner Bl San Diego
4 MG Ink Inc	03	N	03-0572	01-A	10520 Kenney St Unit A Santee
4 MGP Caliper Covers	13	N	13-0491	01-A	8475 Commerce Av San Diego
4 MH Electronics	13	N	13-0489	01-A	616 Marsat Ct Chula Vista
4 Michael Copp DDS	14	N	14-0020	02-A	3639 Main St Chula Vista
4 Michael J Miller DMD	15	N	15-0017	04-A	1125 10th St Coronado
4 Micron Machine	20	N	20-0040	01-A	2775 Via De La Valle Suite 101 Del Mar
4 Microwave Solutions Inc	19	N	19-0074	00-A	12530 Stowe Dr Poway
4 Mid-City Dental	10	N	10-0549	01-A	3200 Highland Av National City
4 Midway Coin Laundry	08	N	08-0572	01-A	4090 El Cajon Bl Suite F San Diego
4 Midway Express Car Wash	08	N	08-0326	02-A	3185 Midway Dr Suite B San Diego
4 Miguel Losada MD	10	N	10-0548	01-A	3460 Midway Dr San Diego
4 Mike & Diane's Gourmet Kitchen Inc	16	N	16-0703	01-A	3250 El Cajon Bl San Diego
4 Mike Hess Brewery Co.	03	N	03-1376	01-A	1444 Pioneer Wy Suite 9 El Cajon
4 Mike Muckley Photography	05	N	05-0717	01-A	7955 Silverton Av Suite 100 San Diego
4 Mike's Auto Body	21	N	21-0070	01-A	8057 Raytheon Rd Suite 1 San Diego
4 Miller Marine	12	N	12-0289	01-A	10737 Woodside Av Santee
4 Miller Marine	19	N	19-0289	01-A	2275 Manya St San Diego
4 Miller Paving	34	N	34-0026	01-A	1430 Hoover Av National City
4 Millers Carpet Care	05	N	05-0305	00-A	9236 Olive Dr Suite Spring Valley
4 Milpower	03	N	03-1235	01-A	7952 Convoy Ct San Diego
4 Mina A Mafi	13	N	13-0312	01-A	10180 Scripps Ranch Bl Suite 100 San Diego
4 Mipro Printing	06	N	06-0356	00-A	1040 Tierra del Rey Suite 211 Chula Vista
4 Mira Mesa Car Wash	03	N	03-0587	01-A	9178 Chesapeake Dr San Diego
4 Miramar Automotive	03	N	03-0335	01-A	6795 Mira Mesa Bl San Diego
4 Miramar Mobil	03	N	03-0484	01-A	9280 Kearny Mesa Rd San Diego
4 Mission Bay Automotive	05	N	05-0553	01-A	9790 Miramar Rd San Diego
4 Mission Bay Golf Course	04	N	04-0387	01-A	1125 Morena Bl San Diego

Active Permits Metrowide at Year End

Report run on: Monday, January, 3 2022 3:52 pm

<i>Class Name</i>	<i>Area</i>	<i>SIU</i>	<i>Facility</i>	<i>Permit</i>	<i>Address</i>
4 Mission Bay Motel	04	N	04-0474	01-A	2702 North Mission Bay Dr San Diego
4 Mission Beach Silkscreen Print	04	N	04-0249	02-A	4780 Mission Bay Dr San Diego
4 Mission Center Texaco	05	N	05-0572	00-A	807 Pismo Ct San Diego
4 Mission Dialysis Center of El Cajon	16	N	16-0581	01-A	5465 Mission Center Rd San Diego
4 Mission Gorge Auto Repair	07	N	07-0112	01-A	858 Fletcher Py El Cajon
4 Mission Gorge Automotive	21	N	21-0197	01-A	5909 Mission Gorge Rd San Diego
4 Mission Hills Automotive	09	N	09-0432	00-A	10332 Mission Gorge Rd Santee
4 Mission Janitorial Supplies	03	N	03-0056	00-A	308 W Washington St San Diego
4 Mission Valley Cabinets/Counter Tech	20	N	20-0036	01-A	9292 Activity Rd San Diego
4 Mission Village 76	06	N	06-0544	01-A	12254 Iavelli Wy Poway
4 Mission Village Auto Care	07	N	07-0095	01-A	3310 Ruffin Rd San Diego
4 MIT	16	N	16-0588	01-A	6008 Mission Gorge Rd San Diego
4 Mitchell 1	20	N	20-0137	02-A	1112 Pioneer Wy El Cajon
4 Mobil Gas Station	33	N	33-0024	01-A	14145 Danielson St Poway
4 Mobil Oil Corporation	03	N	03-0892	01-A	8445 Los Coches Rd El Cajon
4 Mobil Station - Car Wash	18	N	18-0090	00-A	10555 Scripps Poway Py San Diego
4 MOD Squad Dental	03	N	03-1126	02-A	5450 Jackson Dr La Mesa
4 Modern Printing & Mailing Inc	08	N	08-0367	02-A	10755 Scripps Poway Py Suite K San Diego
4 Mohr Manufacturing Inc	09	N	09-0231	01-A	3535 Enterprise St San Diego
4 Montgomery Elevator Company	20	N	20-0054	01-A	3386 Sunrise St San Diego
4 More Life Chiropractic	10	N	10-0526	01-A	12150 Tech Center Dr Poway
4 Morpheus Biolabs	02	N	02-1042	02-A	3655 Adams Av San Diego
4 Mossy Ford	04	N	04-0175	01-A	6640 Lusk Bl Suite A105 San Diego
4 Mossy Nissan Recon Center El Cajon	16	N	16-0716	01-A	4570 Mission Bay Dr San Diego
4 Motel 6 # 014	05	N	05-0419	00-A	396 Raleigh St El Cajon
4 Motivational Systems Inc	19	N	19-0046	02-A	2424 Hotel Circle N Cr San Diego
4 Motor Works Inc	11	N	11-0340	01-A	2200 Cleveland Av National City
4 Motorola	02	N	02-0733	01-A	1490 Island Av San Diego
4 Mountain High Knitting	09	N	09-0605	00-A	6450 Sequence Dr San Diego
4 Movin Shoes Inc	04	N	04-0374	02-A	675 Gateway Center Dr San Diego
4 Mpx Pharmaceuticals Inc	04	N	04-0432	01-A	1892 Garnet Av San Diego
4 Mr Best Cleaners	19	N	19-0229	02-A	3030 Bunker Hill St Suite 200 San Diego
4 Mr Fred's Car Care Center	09	N	09-0587	00-A	1210 Plaza Bl National City
4 MRI of Chula Vista	13	N	13-0131	01-A	830 25th St San Diego
4 Mrs Leepers	20	N	20-0146	01-A	755 Medical Center Ct Chula Vista
4 Murphy's Auto Repair	16	N	16-0260	01-A	12455 Kerran St Suite 200 Poway
4 Mustang Auto & Classic Cars	16	N	16-0620	01-A	935 N 2nd St El Cajon
4 MWWD Vactor Truck Dump Site	02	N	02-0782	01-A	727 El Cajon Bl El Cajon
4 Mya International Inc	12	N	12-0164	01-A	Roselle St San Diego
4 Myers Transmission Repair Inc dba AAM	16	N	16-0608	02-A	1445 30th St Suite B San Diego
4 Myriad Industries Inc	09	N	09-0976	01-A	355 N Johnson Av El Cajon
4 Nancy's Cleaners	32	N	32-0016	02-A	3454 E St San Diego
4 Napa Auto Parts	05	N	05-0674	04-A	1730 Alpine Bl Suite 104 Alpine
4 Nate's Transmission	22	N	22-0017	01-A	7440 Convoy Ct San Diego
4 National Auto Repair	19	N	19-0271	01-A	7319 Broadway Lemon Grove

Active Permits Metrowide at Year End

Report run on: Monday, January, 3 2022 3:52 pm

<i>Class Name</i>	<i>Area</i>	<i>SIU</i>	<i>Facility</i>	<i>Permit</i>	<i>Address</i>
4 National Avenue Used Car Sales	11	N	11-0402	01-A	2125 Roosevelt Av Suite C National City
4 National Brake Service Inc	11	N	11-0231	00-A	1540 National Av San Diego
4 National City Auto Body	19	N	19-0067	01-A	2040 Imperial Av San Diego
4 National City Car Wash Inc	19	N	19-0302	01-A	24 E 4th St National City
4 National City Detail Shop Inc	19	N	19-0152	01-A	2550 E Plaza Bl National City
4 National City Family Medical Center	19	N	19-0355	01-A	108 W 18th St National City
4 National City Trophy	19	N	19-0288	01-A	340 E 8th St Unit B National City
4 National Iron Works	19	N	19-0286	01-A	21 N Euclid Av National City
4 National Label and Screenprint	16	N	16-0623	01-A	832 Hoover Av National City
4 National Public Safety	16	N	16-0734	01-A	1254 Pierre Wy El Cajon
4 National Spring Company Inc	21	N	21-0271	01-A	892 E Madison Av El Cajon
4 Nations Rent	08	N	08-0035	02-A	1402 N Magnolia Av El Cajon
4 Natural Essentials Handcrafted Soaps	13	N	13-0338	01-A	3860 Sherman St San Diego
4 Neelakantan Ramineni MD	10	N	10-0515	01-A	567 Douglas St Chula Vista
4 Neighborhood Cleaners	33	N	33-0049	01-A	4537 College Av San Diego
4 Neil's Auto Center	18	N	18-0079	01-A	13334 Business Highway 8 Suite C Lakeside
4 Network Printing	20	N	20-0181	02-A	7633 El Cajon Bl Suite 100 La Mesa
4 New Beginnings Healthcare	16	N	16-0670	01-A	12155 Flint Pl Poway
4 New Brunswick Industries Inc	16	N	16-0733	01-A	1328 E Madison Av El Cajon
4 New Life Laundry	09	N	09-0512	00-A	1850 Gillespie Wy El Cajon
4 New West Petroleum / Exxon	16	N	16-0601	01-A	3829 Granada Av San Diego
4 Nexus Biosystems	20	N	20-0188	02-A	1699 E Main St El Cajon
4 Neyenesch Printers Inc	08	N	08-0047	02-A	12140 Community Rd Poway
4 Nicholas DeSantis	09	N	09-0871	01-A	2750 Kettner Bl San Diego
4 Nicholas M Gistaro DMD	13	N	13-0216	02-A	2306 6th Av San Diego
4 Nicholas N Gadler DDS Inc	07	N	07-0176	01-A	549 H St Suite A Chula Vista
4 Nico and Associates	05	N	05-1009	01-A	6386 Alvarado Ct Suite 110 San Diego
4 Nikasil USA Inc	19	N	19-0281	02-A	7160 Convoy Ct San Diego
4 Nita Hugo Largonza DMD	13	N	13-0233	02-A	1212 McKinley Av National City
4 No Better Service	11	N	11-0317	01-A	1040 Tierra Del Rey Suite 207 Chula Vista
4 NOAA/NMFS/Southwest Fisheries Scienc	04	N	04-0200	03-A	1128 S 43rd St San Diego
4 Nolan Bellisario DMD	15	N	15-0012	02-A	8604 La Jolla Shores Dr La Jolla
4 Norma A Ramirez DDS	13	N	13-0209	02-A	13983 Mango Dr Suite 201 Del Mar
4 North American Terminals	11	N	11-0386	00-A	230 F St Suite A Chula Vista
4 North County Ob-Gyn Med Group	04	N	04-0290	02-A	1090 Water St San Diego
4 North Park Auto Repair and Rad	09	N	09-0716	01-A	9850 Genesee Av Suite 600 La Jolla
4 North Park Smiles	09	N	09-0895	01-A	4194 30th St San Diego
4 North Sails	08	N	08-0145	00-A	3795 30th St San Diego
4 North Star Propellers	11	N	11-0546	01-A	1111 Anchorage Ln San Diego
4 Northrop Grumman Space Technology	03	N	03-0007	03-A	2317 Newton Av San Diego
4 NRC Environmental Services Inc	08	N	08-0321	01-A	15120 Innovation Dr San Diego
4 NRG Energy Center of San Diego	09	N	09-0007	01-A	2950 Kurtz St San Diego
4 Nushoe Incorporated	12	N	12-0183	01-A	901 Kettner Bl San Diego
4 Nutech Engine Systems and Automotive	33	N	33-0030	01-A	1422 Radar Rd San Diego
4 NxGen Biosciences Inc	02	N	02-0919	01-A	10042 Maine Av Lakeside

Active Permits Metrowide at Year End

Report run on: Monday, January, 3 2022 3:52 pm

<i>Class Name</i>	<i>Area</i>	<i>SIU</i>	<i>Facility</i>	<i>Permit</i>	<i>Address</i>
4 OCB Reprographics	05	N	05-1030	01-A	4050 Sorrento Valley Bl Suite D San Diego
4 Ocean Aero	02	N	02-0989	01-A	7584 Metropolitan Dr San Diego
4 Ocean Instruments Inc	05	N	05-0306	00-A	10350 Sorrento Valley Rd San Diego
4 O'Farrell Community School	11	N	11-0425	02-A	5312 Banks St San Diego
4 Oil Changers	16	N	16-0053	00-A	6130 Skyline Dr San Diego
4 Oil Max 10 Minute Oil Change	08	N	08-0371	00-A	906 Fletcher Py El Cajon
4 Old Columbia Brewery & Grill	09	N	09-0604	01-A	3464 Midway Dr San Diego
4 Old School House Square	19	N	19-0102	01-A	1157 Columbia St San Diego
4 Old Town Trolley Tours	08	N	08-0124	00-A	600 8th St National City
4 Olhausen Billiards	20	N	20-0056	01-A	2115 Kurtz St San Diego
4 Omega Fuel Injectors	16	N	16-0643	01-A	12460 Kirkham Ct Poway
4 Omni Pacific	16	N	16-0710	01-A	1934 John Towers Av Suite B El Cajon
4 One Earth Recycling	06	N	06-0518	03-A	505 Raleigh Av El Cajon
4 One Source Coatings	33	N	33-0062	01-A	5980 Fairmount Av Suite 106 San Diego
4 One Source Distributors	12	N	12-0087	01-A	11794 Eucalyptus Hills Dr Lakeside
4 One Time Auto Smog & Repair	05	N	05-1083	01-A	8740 Avenida Costa Blanca San Diego
4 On-ramp Wireless Inc	01	N	01-0198	01-A	2920 Damon Av Suite C San Diego
4 Optimer Pharmaceuticals Inc	02	N	02-0859	02-A	10920 Via Fronteria San Diego
4 Oracle America Inc	02	N	02-0910	04-A	10110 Sorrento Valley Rd Suite C San Diego
4 Orkin Pest Control	20	N	20-0057	01-A	9515 Towne Centre Dr San Diego
4 Ortiz Corporation	13	N	13-0292	01-A	12175 Flint Pl Poway
4 Oscar's Auto Services	07	N	07-0189	01-A	788 Energy Wy Chula Vista
4 Otay Mesa Sales Inc	12	N	12-0176	02-A	5837 Mission Gorge Rd Suite B San Diego
4 Otay Shell	12	N	12-0095	01-A	1596 Radar Rd San Diego
4 Otay Valley Shell	13	N	13-0095	02-A	2310 Roll Dr San Diego
4 Owens & Minor	06	N	06-0377	01-A	4555 Main St Chula Vista
4 Owens Chiropractic Center	10	N	10-0524	01-A	4000 Ruffin Rd Suite H San Diego
4 Pablo Liciaga DDS	08	N	08-0441	02-A	4527 College Av San Diego
4 Pacific Beach Car Wash	04	N	04-0134	02-A	2115 Bacon St San Diego
4 Pacific Beach Veterinary Clinic	04	N	04-0355	02-A	2075 Balboa Av San Diego
4 Pacific Bell	02	N	02-0845	01-A	1362 Garnet Av San Diego
4 Pacific Bell	16	N	16-0553	01-A	9790 Olson Dr San Diego
4 Pacific Biopharma Logistics	20	N	20-0307	01-A	435 N Johnson Av El Cajon
4 Pacific Coast Autobody	03	N	03-1087	01-A	11895 Community Rd Poway
4 Pacific Coast Foam LLC	03	N	03-1011	01-A	8360 Miramar Pl San Diego
4 Pacific Dental	03	N	03-1208	01-A	8585 Miramar Pl San Diego
4 Pacific Dental Group	13	N	13-0188	02-A	9330 Mira Mesa Bl Suite B San Diego
4 Pacific Inn Hotel and Suites	09	N	09-0550	01-A	310 3rd Av Suite C-1B Chula Vista
4 Pacific Integrated Energy Inc	02	N	02-1449	01-A	1655 Pacific Hy San Diego
4 Pacific Marine Propellers Inc	11	N	11-0155	01-A	11555 Sorrento Valley Rd Suite 204 San Diego
4 Pacific Nissan Auto Body	05	N	05-0184	00-A	3781 Dalbergia St San Diego
4 Pacific Pathology Inc	05	N	05-1065	01-A	4700 Santa Fe St San Diego
4 Pacific Pet Hospital	13	N	13-0471	01-A	4945 Mercury St San Diego
4 Pacific Research Network	09	N	09-0993	01-A	1466 Melrose Av Chula Vista
4 Pacific Research Network Inc	01	N	01-0211	01-A	3003 4th Av San Diego

Active Permits Metrowide at Year End

Report run on: Monday, January, 3 2022 3:52 pm

<i>Class Name</i>	<i>Area</i>	<i>SIU</i>	<i>Facility</i>	<i>Permit</i>	<i>Address</i>
4 Pacific Shellfish Inc	04	N	04-0395	01-A	16766 Bernardo Center Dr Suite 102 San Diego
4 Pacific Tank Cleaning Services	13	N	13-0524	01-A	5040 Cass St San Diego
4 Pad Print USA	20	N	20-0049	02-A	2387 Faivre St Chula Vista
4 Padre Trails Inn	09	N	09-0476	00-A	12528 Kirkham Ct Suite 9 Poway
4 Palace Imports	10	N	10-0400	01-A	4200 Taylor St San Diego
4 Palm Avenue Recycling LP	12	N	12-0237	01-A	4802 El Cajon Bl San Diego
4 Palomar Cleaners	08	N	08-0426	03-A	1705 Palm Av San Diego
4 Palomar Shell	13	N	13-0027	01-A	4013 W Point Loma Bl San Diego
4 Pan Pacific Hotel	09	N	09-0667	00-A	1295 3rd Av Chula Vista
4 Paradise Family Health Center	19	N	19-0339	01-A	400 W Broadway San Diego
4 Paradise Hills Convalescent Center	10	N	10-0295	00-A	655 Euclid Av Unit 207 National City
4 Paris Bakery	10	N	10-0129	00-A	6061 Banbury St San Diego
4 Park Blvd Oral Surgery	09	N	09-0961	01-A	4481 El Cajon Bl San Diego
4 Parking Company of America	09	N	09-0613	00-A	4067 Park Bl San Diego
4 Parkway Dental Group	18	N	18-0147	02-A	1300 State St San Diego
4 Part Plus Car Care Center	13	N	13-0240	03-A	8881 Fletcher Py Suite 265 La Mesa
4 Parvathi Pokala	05	N	05-1166	01-A	675 Anita St Suite 6 Chula Vista
4 Pasha Services	19	N	19-0180	03-A	8031 Linda Vista Rd Unit 200 San Diego
4 Pathway Genomics	02	N	02-0916	03-A	2500 Terminal Av National City
4 Patina Finishes and Copper Coats	08	N	08-0512	01-A	4045 Sorrento Valley Bl San Diego
4 Patricia Forg DPM	10	N	10-0544	01-A	2785 Kurtz St Suite 8 San Diego
4 Patricia Murphy DDS	15	N	15-0021	01-A	3989 32nd St San Diego
4 Patrick Shaw's Letter Works	19	N	19-0361	01-A	1401 Camino Del Mar Suite 120 Del Mar
4 Paul Dougherty/Stanley N DDS	04	N	04-0324	02-A	1535 Tidelands Av Suite J National City
4 Pauter Machine Company	13	N	13-0104	01-A	850 Prospect St Suite 5 La Jolla
4 Peacock Tool & Engineering	34	N	34-0007	01-A	367 Zenith St Chula Vista
4 Pearl Wash	04	N	04-0252	02-A	9135 Harness Spring Valley
4 Pearson's Marine Fuel	08	N	08-0148	01-A	600 Pearl St La Jolla
4 Penske Automotive Facility	05	N	05-1264	01-A	2435 Shelter Island Dr San Diego
4 Penske Truck Leasing	10	N	10-0289	01-A	7650 Convoy Ct San Diego
4 Penske Truck Leasing	13	N	13-0071	01-A	4285 Camino Del Rio S San Diego
4 Penske Truck Leasing Company	11	N	11-0299	02-A	910 Industrial Bl Chula Vista
4 Pep Boys # 610	09	N	09-0624	02-A	1402 Commercial St San Diego
4 Pep Boys Manny Moe & Jack of Californi	10	N	10-0283	01-A	1002 E Market St San Diego
4 Pepito Outlets Furniture dba Rainbow Ma	12	N	12-0288	01-A	6714 El Cajon Bl San Diego
4 Pepsi Beverages Company	05	N	05-0064	06-A	330 W Calle Primera San Ysidro
4 Performance Plastics Inc	12	N	12-0210	01-A	7995 Armour St San Diego
4 Perkins Wm Inc	09	N	09-0965	01-A	7919 Saint Andrews Av San Diego
4 Perry Ford National City	19	N	19-0303	01-A	3148 Market St San Diego
4 Pet Emergency Clinic of E Cnty	18	N	18-0123	02-A	2050 E National City Bl National City
4 Pet Hospital of Tierra Santa	06	N	06-0479	02-A	5232 Jackson Dr Suite 105 La Mesa
4 Pet Net Pharmaceuticals Inc	02	N	02-0823	02-A	6030 Santo Rd Suite A San Diego
4 Peter H Belott MD	16	N	16-0661	01-A	11388 Sorrento Valley Rd Suite 100 San Diego
4 Peter Parts Electronics	13	N	13-0510	01-A	1625 E Main St Suite 202 El Cajon
4 Pete's Precision Automotive	13	N	13-0381	01-A	679 Anita St Suite G Chula Vista

Active Permits Metrowide at Year End

Report run on: Monday, January, 3 2022 3:52 pm

<i>Class Name</i>	<i>Area</i>	<i>SIU</i>	<i>Facility</i>	<i>Permit</i>	<i>Address</i>
4 Petritech Inc	02	N	02-0953	01-A	310 Trousdale Dr Suite A Chula Vista
4 PG Films Plastics & Solutions	12	N	12-0064	01-A	10373 Roselle St Suite 100 San Diego
4 PharMerica	03	N	03-1333	01-A	1840 Dornoch Ct San Diego
4 Phase II	12	N	12-0082	01-A	8930 Activity Rd Suite K San Diego
4 Philip Scott McMahan DDS Inc	08	N	08-0452	02-A	9485 Customhouse Pz Suite D San Diego
4 Piersall's Linda Vista Buggy Bath Carwasl	05	N	05-1072	01-A	1829 Sunset Cliffs Bl Suite 3108 San Diego
4 Pine Valley Auto Repair	32	N	32-0004	01-A	2165 Comstock St San Diego
4 Pinky's Printing	04	N	04-0094	01-A	2556 Alpine Bl Alpine
4 Pinnacle Industrial Supply Inc	12	N	12-0230	01-A	1035 Silverado St La Jolla
4 Pioneer Speakers Inc	19	N	19-0366	01-A	6975 Camino Maquiladora San Diego
4 Planned Parenthood Kearny Mesa	05	N	05-1348	01-A	2427 Hoover Av National City
4 Plastifab	20	N	20-0198	01-A	7035 Convoy Ct San Diego
4 Plavan Petroleum Inc	06	N	06-0505	02-A	12145 Paine St Poway
4 Plenums Plus	13	N	13-0136	01-A	6220 Fairmount Av San Diego
4 PoCo Group Inc	13	N	13-0383	01-A	67 Brisbane St Chula Vista
4 Point Loma Nazarene University	08	N	08-0042	02-A	376 Trousdale Dr Chula Vista
4 Polaris Pharmaceuticals Inc	02	N	02-1146	01-A	3900 Loma Land Dr San Diego
4 Polishing Proz	16	N	16-0755	01-A	9373 Towne Centre Dr Suite 150 San Diego
4 Pomerado Publishing	20	N	20-0004	00-A	1987 Friendship Dr Suite C El Cajon
4 Ponderosa Roasting Maintenance & Manu	16	N	16-0788	01-A	13247 Poway Rd Poway
4 Pool & Electrical Products Inc	16	N	16-0549	01-A	1466 Pioneer Wy Suite 8 El Cajon
4 Port of San Diego Cruise Ship Terminal	09	N	09-0861	01-A	1908 Friendship Dr El Cajon
4 Poway Animal Hospital	20	N	20-0095	02-A	1150 N Harbor Dr San Diego
4 Poway Chevrolet	20	N	20-0030	01-A	12219 Poway Rd Poway
4 Poway Toyota Isuzu	20	N	20-0042	01-A	13742 Poway Rd Poway
4 Poway Valley Collision	20	N	20-0133	01-A	13760 Poway Rd Poway
4 Poway Water Treatment Plant	20	N	20-0230	01-A	14211 Garden Rd Poway
4 Powder 1 Inc	21	N	21-0041	01-A	14521 Lake Poway Rd Poway
4 Powers & Hunt	19	N	19-0215	02-A	705 Greenfield Dr El Cajon
4 Power-Sonic Corporation	12	N	12-0207	01-A	1703 Hoover Av National City
4 Powerstride Battery	08	N	08-0491	02-A	7550 Panasonic Wy San Diego
4 Practical Cleaners	08	N	08-0431	02-A	3450 Kurtz St Suite B San Diego
4 Praxair	11	N	11-0239	00-A	3810 Rosecrans St San Diego
4 Precision Auto Detail	10	N	10-0487	01-A	2205 Newton Av San Diego
4 Precision Detail Inc	21	N	21-0025	00-A	6233 University Av 1/2 San Diego
4 Precision Engine Controls Corp	02	N	02-0496	01-A	9964 Prospect Av Suite A Santee
4 Precision Lenscrafters	19	N	19-0054	00-A	11661 Sorrento Valley Rd San Diego
4 Precision Optical Products	07	N	07-0052	01-A	3030 Plaza Bonita Rd Suite 2270 National City
4 Precision Radiators	10	N	10-0468	01-A	4950 Waring Rd Suite 4 San Diego
4 Precision Steel Rule Die Inc	05	N	05-1117	01-A	7066 El Cajon Bl Suite G San Diego
4 Precision Tune Auto Care	16	N	16-0573	01-A	4887 Ronson Ct Suite E San Diego
4 Presidio Hills Golf Course	09	N	09-0831	01-A	1191 E Main St Suite 1 El Cajon
4 Presidio Medical Group	04	N	04-0261	03-A	4136 Wallace St San Diego
4 Press Plus	13	N	13-0352	01-A	4440 Lamont St San Diego
4 Pressnet Express Inc	05	N	05-1104	01-A	870 Canarios Ct Chula Vista

Active Permits Metrowide at Year End

Report run on: Monday, January, 3 2022 3:52 pm

<i>Class Name</i>	<i>Area</i>	<i>SIU</i>	<i>Facility</i>	<i>Permit</i>	<i>Address</i>
4 Prestige Motors	09	N	09-0714	01-A	7824 Convoy Ct San Diego
4 Prestigious Automotive	18	N	18-0095	01-A	3241 India St San Diego
4 Prime Chiropractic Group	10	N	10-0555	01-A	5301 Lake Murray Bl La Mesa
4 Prime Heat Inc	16	N	16-0554	02-A	6244 El Cajon Bl Suite 5 San Diego
4 Primesource	02	N	02-0692	01-A	1844 Friendship Dr El Cajon
4 Print Safe	20	N	20-0199	01-A	6160 Marindustry Dr Suite A San Diego
4 Print Systems Inc	09	N	09-0762	02-A	12125 Kear Pl Poway
4 Printing on 5th	09	N	09-0939	01-A	625 B St San Diego
4 Print-O-Mat	04	N	04-0012	01-A	3302 5th Av San Diego
4 Pro Systems AV	03	N	03-1309	01-A	1116 Silverado St La Jolla
4 Probe Master	16	N	16-0390	00-A	8525 Camino Sante Fe Dr Suite D San Diego
4 Production Tooling Systems	20	N	20-0058	01-A	215 Denny Wy Suite A El Cajon
4 Professional Photographic Services	05	N	05-0758	01-A	12675 Danielson Ct Ste 408 Poway
4 Progressive Engravings Inc	09	N	09-0056	02-A	1011 Buenos Av San Diego
4 Progressive Medical Specialists Inc	10	N	10-0554	01-A	743 9th Av San Diego
4 Progressive Steel	34	N	34-0102	01-A	4974 El Cajon Bl Suite A San Diego
4 Pro-Line Paint Company	11	N	11-0084	00-A	9188 Harness St Spring Valley
4 Prop-Art DuPont Design Inc	03	N	03-0805	01-A	2646 Main St San Diego
4 Property Insight	05	N	05-0770	01-A	9555 Distribution Av San Diego
4 Propulsion Controls Engineering (PCE)	11	N	11-0249	01-A	3750 Convoy St Suite 200 San Diego
4 Prudential Overall Supply	13	N	13-0016	06-A	1304 Sampson St San Diego
4 PSC Electronics	05	N	05-1224	01-A	740 F St Chula Vista
4 PSC Electronics	05	N	05-1237	01-A	7072 Convoy Ct San Diego
4 PTI Inc	03	N	03-1307	01-A	8245 Ronson Rd San Diego
4 Pure Flo Water Company	21	N	21-0064	02-A	13320 N Evening Creek Dr San Diego
4 Pyramid Biological Corporation	09	N	09-0682	01-A	7737 Mission Gorge Rd Santee
4 Pyramid Precision Machine	03	N	03-0959	01-A	2850 6th Av Suite 111 San Diego
4 QED Bioscience Inc	01	N	01-0156	01-A	6721 Cobra Wy San Diego
4 Qual Chem	13	N	13-0490	01-A	11021 Via Frontera Suite 203 San Diego
4 Qualcomm	02	N	02-0712	01-A	1725 4th Av Chula Vista
4 Qualcomm	03	N	03-0756	02-A	5525 Morehouse Dr San Diego
4 Qualcomm	03	N	03-1076	02-A	9380 Waples St Suite 102 San Diego
4 Qualcomm Inc	02	N	02-0640	01-A	9393 Waples St Suite 150 San Diego
4 Quality Care Service Center	09	N	09-0425	01-A	4243 Campus Point Ct San Diego
4 Quality Manufacturing Services Inc (QMS)	03	N	03-1250	01-A	1454 Union St San Diego
4 Quality Powder Coating	13	N	13-0482	01-A	8460 Production Av Suite A San Diego
4 Quality RV Inc	16	N	16-0626	01-A	2605 Faivre St Suite A Chula Vista
4 Quality Systems Integrated Corp	03	N	03-1313	01-A	1062 N 2nd St El Cajon
4 Quality Tool & Manufacturing Company	04	N	04-0095	01-A	7098 Miratech Dr Suite 107 San Diego
4 Qualtech Auto Collision & Repair Center	07	N	07-0159	01-A	4647 De Soto St San Diego
4 Quantum Brewery	05	N	05-1269	01-A	5835 Mission Gorge Rd Suite A San Diego
4 Quatro Composites	20	N	20-0173	01-A	5375 Kearny Villa Rd Suite 116 San Diego
4 Quik-Pak	01	N	01-0175	01-A	12675 Stowe Dr Poway
4 R G Electronics	06	N	06-0580	01-A	10987 Via Frontera San Diego
4 R McCleave DDS & R Santoro DDS	10	N	10-0432	02-A	6055 Fairmount Av San Diego

Active Permits Metrowide at Year End

Report run on: Monday, January, 3 2022 3:52 pm

<i>Class Name</i>	<i>Area</i>	<i>SIU</i>	<i>Facility</i>	<i>Permit</i>	<i>Address</i>
4 R&D Machine Inc	20	N	20-0060	01-A	6544 El Cajon Bl San Diego
4 Radiator Shop	07	N	07-0114	01-A	12528 Kirkham Ct Suite 1 Poway
4 Radio Cab Company	09	N	09-0458	02-A	4428 Glacier Av San Diego
4 Radiology Medical Group	09	N	09-0497	02-A	2504 C St San Diego
4 Radisson Hotel Harbor View	09	N	09-0641	00-A	2466 1st Av San Diego
4 Radisson Hotel San Diego	09	N	09-0628	00-A	1646 Front St San Diego
4 Rainbow Car Wash	34	N	34-0042	01-A	1433 Camino Del Rio S San Diego
4 Rainbow Mart	12	N	12-0263	01-A	10001 Campo Rd Spring Valley
4 Ramada Inn	09	N	09-0478	00-A	2344 Via Segundo San Ysidro
4 Ramfan	34	N	34-0005	01-A	2151 Hotel Circle S San Diego
4 Rancho Bernardo Automotive	01	N	01-0043	00-A	2746 Via Orange Wy Spring Valley
4 Rancho Bernardo Pet Hospital	01	N	01-0130	03-A	11651 Iberia Pl San Diego
4 Rancho Car Wash	02	N	02-0366	01-A	2661 Via De La Valle San Diego
4 Rancho Del Ray Orthodontics	13	N	13-0232	01-A	1040 Tierra Del Rey St Suite 201 Chula Vista
4 Rancho Jeep Eagle	05	N	05-0781	01-B	8118 Clairemont Mesa Bl San Diego
4 Rancho Mesa Animal Hospital	03	N	03-0865	03-A	8710 Miramar Rd San Diego
4 Rancho San Diego Car Wash	34	N	34-0044	01-A	2960 Jamacha Rd El Cajon
4 Rapid Oil Change	22	N	22-0023	01-A	6945 Federal Bl Lemon Grove
4 Ray Frey Auto Center	05	N	05-1115	01-A	7696 Vickers St San Diego
4 Raylight Chemokine Pharmaceuticals Inc	02	N	02-0980	01-A	10931 N Torrey Pines Rd Suite 105 La Jolla
4 Rayne San Diego Inc	05	N	05-0522	00-A	4635 Ruffner St San Diego
4 Rayotek Scientific	02	N	02-1080	01-A	11499 Sorrento Valley Rd San Diego
4 Rays Fabrication & Development	16	N	16-0232	00-A	1987 Friendship Dr Suite I El Cajon
4 Raytheon	06	N	06-0546	01-A	8680 Balboa Av San Diego
4 RB Car Care Center	01	N	01-0049	02-A	16757 Bernardo Center Dr San Diego
4 RC Auto Repair & Transmissions	11	N	11-0348	01-A	2250 Logan Av San Diego
4 Red & Blue Inc	08	N	08-0283	01-A	2727 Kettner Bl San Diego
4 Regency Plaza Hotel	09	N	09-0477	00-A	1515 Hotel Circle S San Diego
4 REM Machine	16	N	16-0795	01-A	1488 Pioneer Wy Suite 11 El Cajon
4 Remec Manufacturing	20	N	20-0143	01-A	14020 Stowe Dr Poway
4 Renato David Reyes DDS	19	N	19-0263	02-A	1625 Sweetwater Rd Suite G1 National City
4 Rentx Equipment Rentals	19	N	19-0284	01-A	1936 Mckinley Av National City
4 Rent-X Industries Inc	13	N	13-0275	01-A	2665 Main St Chula Vista
4 Repco Sales	34	N	34-0103	01-A	2737 Via Orange Wy Suite 100 Spring Valley
4 Retina Consultants	20	N	20-0078	02-A	12630 Monte Vista Rd Suite 104 Poway
4 REXEL	05	N	05-1062	02-A	7380 Convoy Ct San Diego
4 Reynolds Aluminum Recycling Co	10	N	10-0024	01-A	4460 University Av San Diego
4 Reza Kasiri DDS	04	N	04-0458	01-A	2138 Garnet Av San Diego
4 RF Industries	03	N	03-1255	01-A	7610 Miramar Rd Suite 6000 San Diego
4 Rhino Lining	03	N	03-0971	01-A	9151 Rehco Rd San Diego
4 Ricardo Hernandez DDS	05	N	05-0935	02-A	3737 Moraga Av San Diego
4 Ricardo's Fleet Service	11	N	11-0490	01-A	1841 National Av San Diego
4 Richard C Richley	08	N	08-0422	02-A	3434 Midway Dr 2007 San Diego
4 Richard Fassett & Joseph Allen MD Inc	08	N	08-0485	02-A	4116 Point Loma Bl San Diego
4 Richard Roberts & Catherine Schlaht DDS	18	N	18-0131	02-A	8077 La Mesa Bl La Mesa

Active Permits Metrowide at Year End

Report run on: Monday, January, 3 2022 3:52 pm

<i>Class Name</i>	<i>Area</i>	<i>SIU</i>	<i>Facility</i>	<i>Permit</i>	<i>Address</i>
4 Richardson Pontiac Buick GMC	20	N	20-0025	02-A	13811 Poway Rd Poway
4 Richardson Steel Inc	34	N	34-0104	01-A	9102 Harness St Spring Valley
4 Rick's RV Center	16	N	16-0567	02-A	1546 E Main St El Cajon
4 Rick's RV Service	03	N	03-0354	03-A	9210 Mira Este Ct San Diego
4 Right Manufacturing LLC	03	N	03-0139	01-A	7949 Stromesa Ct Suite G San Diego
4 Riley Automotive	16	N	16-0580	01-A	1665 E Main St El Cajon
4 Rite Aid # 5615	13	N	13-0270	02-A	507 Telegraph Rd Chula Vista
4 Rite Aid # 5620	34	N	34-0077	02-A	661 Sweetwater Rd Spring Valley
4 Rite Aid # 5623	34	N	34-0078	02-A	2516 Jamacha Rd El Cajon
4 Rite Aid # 5643	09	N	09-0843	02-A	427 C St San Diego
4 Rite Aid # 5656	07	N	07-0148	02-A	8702 Lake Murray Bl San Diego
4 Rite Aid # 5662	03	N	03-0918	02-A	11845 Carmel Mountain Rd San Diego
4 Rite Aid # 6466	09	N	09-0874	02-A	1411 Kettner Bl San Diego
4 Ritz Camera and Image # 941	09	N	09-0766	02-A	27 Horton Plaza San Diego
4 Riverview Water District	33	N	33-0023	01-A	11769 Waterhill Rd Lakeside
4 Riverwalk Golf Club	05	N	05-1016	01-A	1150 Fashion Valley Rd San Diego
4 Riviera Auto Sales Inc	13	N	13-0376	01-A	644 Broadway Chula Vista
4 RM Hasson Inc Painting Contractors	03	N	03-1113	01-A	7392 Trade St San Diego
4 Roadway Express	21	N	21-0160	01-A	10775 Rockville St Santee
4 Robert A Rees DDS	04	N	04-0303	02-A	7761 Herschel Av La Jolla
4 Robert Gandola DDS	10	N	10-0438	02-A	7125 El Cajon Bl 2 San Diego
4 Robert Hagstrom DDS Inc	18	N	18-0129	02-A	8923 La Mesa Bl La Mesa
4 Robert J Bey DDS	05	N	05-0924	02-A	4690 Genesee Av San Diego
4 Robert J Santoro DDS Inc	10	N	10-0476	02-A	6244 El Cajon Bl Suite 1 San Diego
4 Robert Kim DDS	04	N	04-0345	02-A	8950 Villa La Jolla Dr Suite B124 La Jolla
4 Robert La Civita DDS	02	N	02-0697	02-A	5830 Oberlin Dr Suite 105 San Diego
4 Robert S Cheung & Esther Ong DDS	10	N	10-0513	01-A	4546 College Av San Diego
4 Robert W Foster MD	18	N	18-0189	01-A	5565 Grossmont Center Dr Suite 105 La Mesa
4 Roberts Auto Service	04	N	04-0010	00-A	4630 Mission Bay Dr San Diego
4 Rock Automotive Group	16	N	16-0220	01-A	464 W Main St El Cajon
4 Rockler Woodworking	05	N	05-1236	01-A	8199 Clairemont Mesa Bl San Diego
4 Rohm Semiconductor	12	N	12-0266	01-A	1424 Corporate Center Dr Suite 110 San Diego
4 Rohr Inc A Collins Aerospace Company	13	N	13-0161	07-A	850 Lagoon Dr Chula Vista
4 Romeo's Car Wash	16	N	16-0058	01-A	195 N 2nd St El Cajon
4 Ron & Sons Trucking Inc	12	N	12-0179	01-A	1581 Radar Rd San Diego
4 Roos German Motors	04	N	04-0240	01-A	5165 Cass St San Diego
4 Rossin Steel	12	N	12-0277	01-A	2660 Cactus Rd San Diego
4 Rover Printers	09	N	09-0050	00-A	2135 Columbia St San Diego
4 Royal Dry Cleaning	20	N	20-0072	02-A	14149 Twin Peaks Rd Poway
4 Royal Jet	21	N	21-0230	01-A	681 Kenney St Santee
4 RTM International	19	N	19-0367	01-A	301 W 28th St Suite V National City
4 Rush Press Inc	08	N	08-0513	02-A	3553 California St San Diego
4 Russell E Haag DDS	05	N	05-0898	02-A	3805 Clairemont Dr Suite A San Diego
4 Russell Okihara DMD Inc	09	N	09-0793	03-A	3565 4th Av San Diego
4 Russell's Auto Repair	34	N	34-0030	01-A	10012 Casa De Oro Bl Suite C Spring Valley

Active Permits Metrowide at Year End

Report run on: Monday, January, 3 2022 3:52 pm

<i>Class Name</i>	<i>Area</i>	<i>SIU</i>	<i>Facility</i>	<i>Permit</i>	<i>Address</i>
4 Russell's Metalfab Company	16	N	16-0216	01-A	549 Raleigh Av El Cajon
4 Russo's Auto Body Inc	21	N	21-0069	02-A	10410 Mission Gorge Rd Santee
4 Rusty Surfboards	03	N	03-0675	01-A	8495 Commerce Av San Diego
4 RW Little Company	11	N	11-0318	01-A	3210 Commercial St San Diego
4 Ryder Truck Rental	06	N	06-0223	02-A	5345 Overland Av San Diego
4 SA Hydraulics and Air Systems	11	N	11-0462	01-A	3120 Main St San Diego
4 Safety-Kleen Corp	22	N	22-0035	00-A	6306 Federal Bl San Diego
4 SAIC	01	N	01-0143	02-A	16701 W Bernardo Dr San Diego
4 Saint Gobain Solar Gard LLC	06	N	06-0266	02-A	4540 Viewridge Av San Diego
4 Sams Electronic Technologies Inc	13	N	13-0493	01-A	1040 Colorado Av Chula Vista
4 Sam's Muffler	13	N	13-0407	01-A	225 Beyer Wy Chula Vista
4 Samwha USA Inc	12	N	12-0255	01-A	2555 Melksee St San Diego
4 San Antonio Family Medical Clinic	19	N	19-0358	01-A	36 Euclid Av National City
4 San Diego Auto Detail	19	N	19-0214	04-A	110 W 11th St National City
4 San Diego Auto Repair	10	N	10-0388	00-A	5255 University Av San Diego
4 San Diego Center for Sports Medicine	05	N	05-1078	01-A	8010 Frost St Suite 510 San Diego
4 San Diego Cold Storage	19	N	19-0139	01-A	2809 Quay Av National City
4 San Diego Cold Storage	19	N	19-0296	01-A	1240 W 28th St National City
4 San Diego Collision Specialist	11	N	11-0467	02-A	3713 Dalbergia St San Diego
4 San Diego Construction Welding	34	N	34-0105	01-A	1167 Sweetwater Ln Spring Valley
4 San Diego County APCD	06	N	06-0302	01-A	9186 Chesapeake Dr San Diego
4 San Diego County Office of Education	05	N	05-0580	02-A	6401 Linda Vista Rd San Diego
4 San Diego Drums & Totes	22	N	22-0089	01-A	6420 Federal Bl Suite C Lemon Grove
4 San Diego Fertility Center	02	N	02-1239	01-A	11425 El Camino Real San Diego
4 San Diego Gas & Electric - Metro C & O	09	N	09-0431	05-A	701 33rd St San Diego
4 San Diego Gas & Electric Company	16	N	16-0206	03-A	904 W Main St El Cajon
4 San Diego Granite Inc	20	N	20-0224	01-A	13026 Stowe Dr Suite C Poway
4 San Diego Jewish Academy	02	N	02-0783	01-A	11860 Carmel Creek Rd San Diego
4 San Diego Kitchen and Bath	05	N	05-1073	01-A	5145 Morena Pl San Diego
4 San Diego L D S Cannery	05	N	05-0051	00-A	4720 Mercury St San Diego
4 San Diego Male Medical Clinic	09	N	09-0952	01-A	3033 5th Av Suite 105 San Diego
4 San Diego Marriott	11	N	11-0133	01-C	333 W Harbor Dr San Diego
4 San Diego Metal Graphics	05	N	05-1017	02-A	7902 Dagget St Suite J San Diego
4 San Diego Mold Corporation	03	N	03-1125	02-A	7975 Dunbrook Rd Suite H San Diego
4 San Diego Newslite	09	N	09-0046	01-A	3609 4th Av San Diego
4 San Diego Powder Coating	21	N	21-0270	01-A	1702 N Magnolia Av Suite 102 El Cajon
4 San Diego Power Clean	06	N	06-0504	01-A	3883 Ruffin Rd San Diego
4 San Diego Precast Concrete	21	N	21-0202	01-A	9702 Prospect Av Santee
4 San Diego Precision Machining	06	N	06-0549	01-A	9375 Ruffin Ct San Diego
4 San Diego Princess Resorts	04	N	04-0160	00-A	1404 Vacation Rd San Diego
4 San Diego Screen Printing	06	N	06-0543	01-A	9550 Ridgehaven Ct San Diego
4 San Diego Sports Med & Family Health C	02	N	02-0876	03-A	3880 Valley Centre Dr Suite 201 San Diego
4 San Diego Transmission	08	N	08-0365	01-A	3777 Gaines St San Diego
4 San Diego Truck Brake	11	N	11-0476	01-A	4001 Market St Suite C&D San Diego
4 San Diego Unified Port District	19	N	19-0176	01-A	1400 W 24th St National City

Active Permits Metrowide at Year End

Report run on: Monday, January, 3 2022 3:52 pm

<i>Class Name</i>	<i>Area</i>	<i>SIU</i>	<i>Facility</i>	<i>Permit</i>	<i>Address</i>
4 San Diego Vista Steel Service Corp	12	N	12-0243	01-A	8753 Kerns St San Diego
4 San Diego Volvo	05	N	05-0098	01-A	5316 Kearny Mesa Rd San Diego
4 San Diego Volvo	05	N	05-0454	01-A	8080 Armour St San Diego
4 San Diego Wheel Polishing	11	N	11-0568	01-A	2992 Commercial St San Diego
4 San Diego's House of Motorcycles	10	N	10-0257	01-A	4904 El Cajon Bl San Diego
4 San Ysidro Dialysis Center	12	N	12-0097	01-A	3010 Del Sol Bl San Diego
4 Sanritsu Chemicals America Inc	12	N	12-0257	01-A	9731 Siempre Viva Rd Suite San Diego
4 Santee Carwash	21	N	21-0256	01-A	8868 Fanita Dr Santee
4 Santee Inn	21	N	21-0260	01-A	10135 Mission Gorge Rd Santee
4 Santee School District	21	N	21-0154	00-A	9625 Cuyamaca St Santee
4 Sanyo North American Corporation	12	N	12-0169	01-A	2055 Sanyo Av San Diego
4 Satechi	06	N	06-0605	01-A	5482 Complex St Suite 110 San Diego
4 Saturn Machine Industries	21	N	21-0195	01-A	10611 Prospect Av Santee
4 Saturn of Kearny Mesa	06	N	06-0413	01-A	4595 Convoy St San Diego
4 Sawaya Brothers Market	11	N	11-0483	01-A	425 S 30th St San Diego
4 SBC Pacific Bell	09	N	09-0356	02-A	3855 Ash St San Diego
4 SBC Pacific Bell	13	N	13-0302	01-A	490 Main St Chula Vista
4 SBC Services Inc	05	N	05-1040	01-A	7910 Othello St San Diego
4 SC Custom Metal Fabrication	10	N	10-0559	01-A	3141 Fairmount Av San Diego
4 Scandinavian Aviation Academy	06	N	06-0541	01-A	8622 Gibbs Dr San Diego
4 Schwerma's Carpet Cleaners	06	N	06-0042	00-A	4430 Vandever Av San Diego
4 Screen Machine Inc	10	N	10-0312	01-A	3855 Wabash Av San Diego
4 Scripps Clinic	04	N	04-0383	02-A	9844 Genesee Av Suite 400 La Jolla
4 Scripps Health	03	N	03-1147	01-A	9535 Waples St Suite 150 San Diego
4 Scripps Mercy Medical Group	13	N	13-0435	01-A	180 Otay Lakes Rd Suite 300 Chula Vista
4 Scripps Poway Hand Car Wash & Detailir	03	N	03-0952	01-A	12033 Scripps Summit Dr San Diego
4 Scripps Ranch Medical Clinic	03	N	03-0842	02-A	9999 Mira Mesa Bl San Diego
4 Scripps Ranch Veterinary Hospital	03	N	03-0845	02-A	9990 Scripps Ranch Bl San Diego
4 SD Dental Group	10	N	10-0536	02-A	4539 College Av San Diego
4 SDCCD; Educational Cutural Complex	11	N	11-0304	02-A	4343 Ocean View Bl San Diego
4 SDCCD; General Service/Maintenance	09	N	09-0043	00-A	1536 Murray Canyon Rd San Diego
4 SDG&E - Beach Cities C&O Center	05	N	05-0513	05-A	4848 Santa Fe St San Diego
4 SDG&E - Miramar Energy Facility	05	N	05-1248	01-A	6897 Consolidated Wy San Diego
4 SDG&E Silvergate Power Plant	11	N	11-0036	01-A	1348 Sampson St San Diego
4 SDUSD; Clairemont High School	05	N	05-0981	02-A	4150 Ute Dr San Diego
4 SDUSD; Madison High School	05	N	05-0920	02-A	4833 Doliva Dr San Diego
4 SDUSD; Maintenance and Operations	05	N	05-0759	02-A	4860 Ruffner St San Diego
4 SDUSD; Print Services	09	N	09-0742	02-A	4100 Normal St San Diego
4 SDUSD; San Diego High School	09	N	09-0771	02-A	1405 Park Bl San Diego
4 SDUSD; San Diego Unified School Distri	05	N	05-0563	01-A	2351 Cardinal Ln San Diego
4 Sea Breeze Cleaners	08	N	08-0424	01-A	3555 Rosecrans St San Diego
4 Sea World Graphic Arts Dept	08	N	08-0223	01-A	3505 Hancock St San Diego
4 Sea World Research-Hubbs	04	N	04-0244	00-A	2595 Ingraham St San Diego
4 SeaBotix Inc	08	N	08-0597	01-A	2869 Historic Decatur rd San Diego
4 Seagull Cleaner	04	N	04-0460	01-A	5568 La Jolla Bl San Diego

Active Permits Metrowide at Year End

Report run on: Monday, January, 3 2022 3:52 pm

<i>Class Name</i>	<i>Area</i>	<i>SIU</i>	<i>Facility</i>	<i>Permit</i>	<i>Address</i>
4 Seal Furniture & Systems Inc	03	N	03-0962	01-A	6720 Top Gun St San Diego
4 Sealed Air Corporation	13	N	13-0137	01-A	2311 Boswell Rd Suite 8 Chula Vista
4 Self Health Resource Center	13	N	13-0325	01-A	1055 Bay Bl Suite A Chula Vista
4 Semptra Energy Corporate Headquarters	09	N	09-0391	02-A	101 Ash St San Diego
4 Senekeo Embossing & Foil Stamping	05	N	05-1015	02-A	4888 Ronson Ct Suite H San Diego
4 Senior Flexonics Inc	19	N	19-0293	01-A	326 W 30th St National City
4 Sentrec Electronics Inc	16	N	16-0649	01-A	1943 Friendship Dr Unit E El Cajon
4 Sergios Auto Electrtric	11	N	11-0488	02-A	3746 Main St San Diego
4 SFPP Mission Valley Terminal	06	N	06-0507	02-A	9950 San Diego Mission Rd San Diego
4 Shade Pro	33	N	33-0059	01-A	9448 Bond Av Lakeside
4 Shadow Mountain Community School	16	N	16-0208	01-A	2100 Greenfield Dr El Cajon
4 Sharp Cabrillo Hospital	08	N	08-0046	03-A	3475 Kenyon St San Diego
4 Sharp Knollwood Convalescent Hospital	05	N	05-0559	00-A	7944 Birmingham Dr San Diego
4 Sharp Outpatient Imaging Center	05	N	05-0800	02-A	3075 Health Center Dr San Diego
4 Sharp Perinatal Center	05	N	05-1079	01-A	8010 Frost St Suite M San Diego
4 Sharp Rees Stealy Med Group	08	N	08-0423	02-A	3555 Kenyon St San Diego
4 Sharp Rees-Stealy	13	N	13-0182	02-A	525 3rd Av Chula Vista
4 Sharp Rees-Stealy	16	N	16-0497	02-A	1240 Broadway El Cajon
4 Sharp Rees-Stealy	18	N	18-0119	02-A	7862 El Cajon Bl La Mesa
4 Sharp Rees-Stealy	18	N	18-0150	02-A	5525 Grossmont Center Dr La Mesa
4 Sharp Rees-Stealy Med Group	03	N	03-0766	02-A	8901 Activity Rd San Diego
4 Sharp Rees-Stealy Medical Group - Radio	05	N	05-1138	01-A	2929 Health Center Dr San Diego
4 Sharps Electronics Manufacturing	12	N	12-0247	01-A	9295 Siempre Viva Rd Suite J-2 San Diego
4 Sheatech Inc	02	N	02-0959	01-A	9833 Pacific Heights Bl Suite D San Diego
4 Sheet Metal Joint Apprenticeship Training	06	N	06-0621	01-A	4596 Mission Gorge Pl San Diego
4 Shell	03	N	03-0794	02-A	8920 Miramar Rd San Diego
4 Shell Car Wash & Express Lube	02	N	02-0732	01-A	3861 Valley Centre Dr San Diego
4 Shell Equilon Enterprises LLC	03	N	03-0748	01-A	9490 Mira Mesa Bl San Diego
4 Shell Etd Foodmart	11	N	11-0401	01-A	3890 Division St San Diego
4 Shell Gas Station	02	N	02-1259	01-A	3015 Del Mar Heights Rd San Diego
4 Shell Oil Company	03	N	03-0359	00-A	9840 Miramar Rd San Diego
4 Shell Oil Company	19	N	19-0039	01-A	1601 E 8th St National City
4 Shell Oil Products Company	18	N	18-0093	01-A	4200 Spring St La Mesa
4 Sheraton San Diego Hotel & Marina	08	N	08-0402	01-A	1380 Harbor Island Dr San Diego
4 Sherwin-Williams Paint	35	N	35-0045	01-A	1604 N Magnolia Av El Cajon
4 Shutter Mart of California	05	N	05-0437	00-A	1022 W Morena Bl San Diego
4 Sidney L Spector DDS PC	03	N	03-0840	02-A	9855 Erma Rd San Diego
4 Sid's Auto Body	18	N	18-0068	01-A	7473 El Cajon Bl La Mesa
4 Sid's Auto Body Inc	16	N	16-0615	01-A	1129 Broadway El Cajon
4 Silva Caseworks	12	N	12-0162	02-A	2212 Verus St San Diego
4 Simco Electronics	02	N	02-1142	01-A	5764 Pacific Center Bl Suite 101 San Diego
4 Single Eagle	20	N	20-0044	01-A	12599 Stotler Ct Poway
4 Sirit Inc	13	N	13-0411	01-A	901 Lane Av Suite 100 Chula Vista
4 Siry Incorporated	05	N	05-1155	01-A	8085 Clairemont Mesa Bl San Diego
4 SKF Condition Monitoring Inc	06	N	06-0627	01-A	5271 Viewridge Ct San Diego

Active Permits Metrowide at Year End

Report run on: Monday, January, 3 2022 3:52 pm

<i>Class Name</i>	<i>Area</i>	<i>SIU</i>	<i>Facility</i>	<i>Permit</i>	<i>Address</i>
4 SKS Inc	20	N	20-0045	01-A	13910 Danielson St Poway
4 Smile Creations Dental Practice	05	N	05-1129	01-A	8018 Clairemont Mesa Bl San Diego
4 SmileBurst	22	N	22-0052	02-A	7040 Broadway Suite A27 Lemon Grove
4 Smiles of Eastlake	13	N	13-0429	01-A	2127 Olympic Py Unit 1003 Chula Vista
4 Smoothreads	20	N	20-0136	02-A	13750 Stowe Dr Suite A Poway
4 SMTEK San Diego	20	N	20-0139	01-A	13200 Danielson St Suite A Poway
4 So-Cal Truck Stop	19	N	19-0298	01-A	2250 Tidelands Av National City
4 Soft Touch Dental Group	05	N	05-1034	02-A	3735 Clairemont Mesa Bl San Diego
4 Solunto Baking Company	09	N	09-0206	00-A	1643 India St San Diego
4 SonTek a Xylem Brand	03	N	03-1298	01-A	9940 Summers Ridge Rd San Diego
4 Sony Display Systems Service	03	N	03-0815	01-A	7825 Trade St Suite 110 San Diego
4 Sorrento Valley Dental Group	02	N	02-0695	03-A	5955 Mira Mesa Bl Suite E San Diego
4 SOS Printing	05	N	05-0874	02-A	8135 Ronson Rd San Diego
4 South Bay Autohaus	13	N	13-0391	01-A	310 Trousdale Dr Suite D Chula Vista
4 South Bay Family Dental Center	13	N	13-0222	02-A	290 Landis Av Chula Vista
4 South Bay Foundry	21	N	21-0267	01-A	9444 Abraham Wy Santee
4 South Bay Motor Sports	13	N	13-0438	01-A	1890 Auto Park Pl Chula Vista
4 South Bay OB/Gyn Medical Group Inc	19	N	19-0329	01-A	2340 E 8th St Suite E National City
4 South Bay Pulmonary - Medical Group	13	N	13-0320	02-A	841 Kuhn Dr Suite 200 Chula Vista
4 South Bay Volkswagen - Suzuki	19	N	19-0202	00-A	3131 National City Bl National City
4 South Coast RV Service Center	13	N	13-0156	01-A	801 Broadway Chula Vista
4 South Coast Specialty Systems	03	N	03-1237	01-A	7966 Arjons Dr Suite C San Diego
4 Southern Auto Supply/Car Quest	09	N	09-0827	01-A	4575 30th St San Diego
4 Southern California Carbide	20	N	20-0141	01-A	12216 Thatcher Ct Poway
4 Southland Auto Body & Painting	19	N	19-0290	01-A	141 W 18th St National City
4 Southland Clutch Inc	19	N	19-0110	04-A	101 E 18th St National City
4 Southland Envelope Company Inc	33	N	33-0031	02-A	10111 Riverford Rd Lakeside
4 Southland Transmission	19	N	19-0272	01-A	1339 Hoover Av National City
4 Sparks Car Care	13	N	13-0367	01-A	1415 Broadway Suite 103 Chula Vista
4 Specialist Printing & Direct Mail	05	N	05-1028	02-A	4887 Ronson Ct San Diego
4 Specialist Printing & Direct Mail	05	N	05-1077	01-A	4974 Mercury St San Diego
4 Specialty Manufacturing Inc	03	N	03-1015	02-A	6790 Nancy Ridge Dr San Diego
4 Speed Specialties	10	N	10-0014	02-A	4781 El Cajon Bl San Diego
4 Sperian Hearing Protection LLC	12	N	12-0111	03-A	7828 Waterville Rd San Diego
4 Spider's Aircraft Services	06	N	06-0226	00-A	3873 Kearny Villa Rd San Diego
4 Sports & Classics	09	N	09-0634	02-A	2867 El Cajon Bl San Diego
4 Spring Valley Automotive	34	N	34-0039	01-A	9518 Jamacha Bl Spring Valley
4 Squires-Belt Material Company	10	N	10-0484	01-A	4567 Federal Bl San Diego
4 St Clair Enterprises Inc	12	N	12-0268	01-A	301 E San Ysidro Bl San Ysidro
4 Stadium Blue Water Inc	06	N	06-0500	02-A	10383 Friars Rd San Diego
4 Stadium Cleaners	05	N	05-0974	02-A	5694 Mission Center Rd Suite 601 San Diego
4 Standard Auto Recycling	13	N	13-0295	02-A	150 Reed Ct Chula Vista
4 Stanford Court Nursing Center	21	N	21-0242	01-A	8778 Cuyamaca St Santee
4 Stanley Steemer	03	N	03-0989	01-A	9655 Via Excelencia San Diego
4 Star Cleaners	16	N	16-0431	01-A	1246 Main St El Cajon

Active Permits Metrowide at Year End

Report run on: Monday, January, 3 2022 3:52 pm

<i>Class Name</i>	<i>Area</i>	<i>SIU</i>	<i>Facility</i>	<i>Permit</i>	<i>Address</i>
4 Stephen Lockwood DMD	04	N	04-0327	02-A	4150 Regents Park Rw Suite 230 La Jolla
4 Steren Electronics	03	N	03-1348	01-A	6920 Carroll Rd San Diego
4 Sterigenics	03	N	03-0950	01-A	7695 Formula Pl San Diego
4 Steris Isomedix Services	12	N	12-0131	02-A	7685 Saint Andrews Av San Diego
4 Sterling Machine	06	N	06-0342	02-A	9424 Chesapeake Dr Suite 1304 San Diego
4 Steve Auto Repair	04	N	04-0189	01-A	4515 Gresham St San Diego
4 Steve Nelson's Automotive	22	N	22-0014	01-A	7958 Lemon Grove Wy Lemon Grove
4 Stevedoring Service of America	11	N	11-0385	00-A	656 Switzer St San Diego
4 Steven J Byers DDS	10	N	10-0452	02-A	4403 Marlborough Av San Diego
4 Steven Schneider DDS	20	N	20-0089	02-A	15725 Pomerado Rd Suite 212 Poway
4 Steves Auto Repair	04	N	04-0242	02-A	1370 Garnet Av San Diego
4 Stewart's Raceworks Inc	21	N	21-0255	01-A	9419 Abraham Wy Santee
4 Stidum Detailing	10	N	10-0159	03-A	4275 44th St San Diego
4 Stonehedge Leather Company	08	N	08-0212	00-A	1967 Abbott St San Diego
4 Streeter Printing Inc	03	N	03-0996	02-A	9880 Via Pasar Suite C San Diego
4 Stuart Terry Auto Repair	10	N	10-0261	01-A	4858 El Cajon Bl San Diego
4 Sun Diego Charter Company	08	N	08-0501	01-A	3610 Hancock St Suite 205 San Diego
4 Sun Sheet Metal	04	N	04-0478	01-A	5131 Santa Fe St San Diego
4 Sundance Cleaning Services	13	N	13-0432	01-A	601 Westview Pl Chula Vista
4 Sunrise Jewelry Manufacturing	13	N	13-0293	02-A	2371 Fenton St Chula Vista
4 Sunset Cliffs Animal Hospital	08	N	08-0262	01-A	4741 Point Loma Av San Diego
4 Sunset Garage	08	N	08-0024	01-A	1946 Bacon St San Diego
4 Sunshine Auto Repair	16	N	16-0281	03-A	151 S Sunshine Av El Cajon
4 Sunshine Dentistry	09	N	09-0959	01-A	4230 30th St San Diego
4 Suntron dba Brokerage & Logistic Solutio	12	N	12-0261	01-A	1659 Gales Bl San Diego
4 Super Shrimp Inc	19	N	19-0287	01-A	1545 Tidelands Av Suite C National City
4 Superior Pool Products LLC	07	N	07-0184	01-A	4737 Old Cliffs Rd San Diego
4 Superior Ready Mix	07	N	07-0033	01-A	7188 Mission Gorge Rd San Diego
4 Super-Krete International Inc	16	N	16-0652	01-A	1290 N Johnson Av Suite 101 El Cajon
4 Surface Optics Corporation	01	N	01-0142	01-A	11555 Rancho Bernardo Rd San Diego
4 Susie Thai Alterations 11	10	N	10-0545	01-A	6088 University Av San Diego
4 Sutherland Enterprises	08	N	08-0511	01-A	2175 Hancock St San Diego
4 Sutra Dental Spa	18	N	18-0202	01-A	7851 University Av Suite 206 La Mesa
4 Sweetwater Authority	13	N	13-0274	02-A	3066 N 2nd Av Chula Vista
4 Sweetwater Car Wash	34	N	34-0056	01-A	8688 Jamacha Bl Spring Valley
4 Sweetwood & Sons Inc	33	N	33-0028	01-A	8929 Gardena Wy Lakeside
4 Symcoat Metal Processing Inc	03	N	03-1238	02-A	7887 Dunbrook Rd Suite C San Diego
4 Symtek Corp	03	N	03-1280	01-A	8451 Miralani Dr Suite L San Diego
4 Synthasome Inc	04	N	04-0405	01-A	3030 Bunker Hill St Suite 308 San Diego
4 Synthetic Genomics Inc	02	N	02-1018	01-A	11149 N Torrey Pines Rd La Jolla
4 Synthetic Genomics Inc	02	N	02-1336	01-A	11099 N Torrey Pines Rd Suite 150 San Diego
4 Sysco Food Services of San Diego Inc	20	N	20-0151	01-A	12180 Kirkham Rd Poway
4 T & G Auto Care	34	N	34-0057	01-A	10012 Casa De Oro Bl Suite B Spring Valley
4 T & K Smog and Auto Repair	13	N	13-0365	01-A	1409 Broadway Suite 106 Chula Vista
4 T P Automotive Services	10	N	10-0385	01-A	2426 El Cajon Bl San Diego

Active Permits Metrowide at Year End

Report run on: Monday, January, 3 2022 3:52 pm

<i>Class Name</i>	<i>Area</i>	<i>SIU</i>	<i>Facility</i>	<i>Permit</i>	<i>Address</i>
4 Tahmasebi & Tash Dental Group	07	N	07-0129	02-A	6280 Jackson Dr Suite 2 San Diego
4 Tampoprint International Corporation	06	N	06-0537	01-A	4990 Greencraig Ln Suite C San Diego
4 Tandem Metal Products Inc	03	N	03-1029	01-A	09076 Carroll Wy San Diego
4 Tandem Metal Products Inc	03	N	03-1222	01-A	9076 Carroll Wy San Diego
4 Tan's Alterations & Dry Cleaning	09	N	09-0942	01-A	4598 30th St San Diego
4 Tantus Inc	13	N	13-0336	01-A	1045 Bay Bl Suite H Chula Vista
4 Target # 1140	34	N	34-0084	01-A	2911 Jamacha Rd Spring Valley
4 Target # 1410	05	N	05-1140	01-A	1288 Camino Del Rio North San Diego
4 Target # 1846	10	N	10-0538	01-A	3424 College Av San Diego
4 Target # 201	08	N	08-0557	01-A	3245 Sports Arena Bl San Diego
4 Target # 203	13	N	13-0281	02-A	1240 Broadway Chula Vista
4 Target # 2232	19	N	19-0336	01-A	3060 Plaza Bonita Rd National City
4 Target # 2465	05	N	05-1139	01-A	5454 Balboa Av San Diego
4 Target # 296	20	N	20-0066	02-A	14823 Pomerado Rd Poway
4 Target # 305	03	N	03-1047	03-A	8251 Mira Mesa Bl San Diego
4 Target # 997	18	N	18-0169	02-A	5500 Grossmont Center Dr La Mesa
4 Targeting Systems	16	N	16-0771	01-A	1453 N Cuyamaca St El Cajon
4 Taylor Guitars	16	N	16-0644	01-A	1980 Gillespie Wy El Cajon
4 TCP Global	16	N	16-0766	01-A	1000 W Bradley Av Suite A El Cajon
4 TDK-Lambda Americas Inc	12	N	12-0101	03-A	3055 Del Sol Bl San Diego
4 Tecate Industries	20	N	20-0118	01-A	12889 Gregg Ct Poway
4 Tech Finish Car Salon	03	N	03-1148	01-A	7352 Trade St San Diego
4 Tecnova Advanced Systems DBA Tecnad	03	N	03-1353	01-A	9770 Carroll Centre Rd San Diego
4 Teledyne Advanced Pollution Instrumenta	03	N	03-1162	01-A	9480 Carroll Park Dr San Diego
4 Teledyne RD Instruments	20	N	20-0226	01-A	14020 Stowe Dr Poway
4 Tera Biotechnology	04	N	04-0424	01-A	3030 Bunker Hill St Suite 307 San Diego
4 Testing Engineers San Diego	05	N	05-0995	01-A	7895 Convoy Ct Suite 18 San Diego
4 Texaco Car Wash	18	N	18-0075	00-A	9090 Dallas St La Mesa
4 Thao's Auto Repair	09	N	09-0428	02-A	3752 Park Bl San Diego
4 The Auto Scrubber	08	N	08-0011	01-A	3405 Rosecrans St San Diego
4 The Cloisters of La Jolla	04	N	04-0174	00-A	7160 Fay Av La Jolla
4 The Fishel Company	02	N	02-1316	01-A	5878 Autoport Mall San Diego
4 The Gas Depot	10	N	10-0396	01-A	495 S Meadowbrook Dr San Diego
4 The Globe Theatres	09	N	09-0621	01-A	1363 Old Globe Wy San Diego
4 The Home Depot	11	N	11-0450	01-A	355 Marketplace Av San Diego
4 The Hose Pros	05	N	05-1057	01-A	7375 Convoy Ct San Diego
4 The Saints Sinphony Clothing Company	19	N	19-0359	01-A	199 E 27th St National City
4 The Smog Station 1	03	N	03-0042	01-A	9585 Black Mountain Rd Suite A San Diego
4 The Star News	13	N	13-0307	01-A	321 E St Chula Vista
4 The Strip Shop	16	N	16-0223	02-A	1050 Pioneer Wy Suite I El Cajon
4 Things Remembered	16	N	16-0762	01-A	407 Parkway Pz El Cajon
4 Things Remembered	19	N	19-0373	01-A	3030 Plaza Bonita Rd Space 2460 National City
4 Thomas & Bros Auto Center	05	N	05-1182	01-A	3034 Clairemont Dr San Diego
4 Thomas E Heinrichs DDS	13	N	13-0229	02-A	1415 Ridgeback Rd Suite 23 Chula Vista
4 Thomas H Lange DDS Inc	04	N	04-0344	02-A	8950 Villa La Jolla Dr Suite 1150 La Jolla

Active Permits Metrowide at Year End

Report run on: Monday, January, 3 2022 3:52 pm

<i>Class Name</i>	<i>Area</i>	<i>SIU</i>	<i>Facility</i>	<i>Permit</i>	<i>Address</i>
4 Three Bakers	05	N	05-0022	00-A	8280 Clairemont Mesa Bl San Diego
4 Thrifty Car Rental	09	N	09-0442	00-A	1600 Kettner Bl San Diego
4 Thrifty Transmission	18	N	18-0092	02-A	7633 El Cajon Bl La Mesa
4 Time Warner Cable	03	N	03-0554	01-A	8949 Ware Ct San Diego
4 Tinker's Alley	11	N	11-0445	01-A	3708 Ocean View Bl San Diego
4 Titan Scan Systems	03	N	03-0800	01-A	9020 Activity Rd San Diego
4 Titanium USA	06	N	06-0607	01-A	5450 Complex St Suite 309 San Diego
4 TLC Auto Repair Inc.	05	N	05-1293	01-A	7845 Raytheon Rd San Diego
4 Tony Radiators	13	N	13-0409	01-A	2827 Main St Unit A Chula Vista
4 Top Notch Manufacturing Inc	16	N	16-0671	01-A	1488 Pioneer Wy Suite 17 El Cajon
4 Tops Cleaners	05	N	05-0818	02-A	855 Morena Bl San Diego
4 Toro Agriculture & Irrigation	16	N	16-0511	02-A	1588 N Marshall Av El Cajon
4 Torrey Pines Convalescent Hosp	04	N	04-0173	01-A	2552 Torrey Pines Rd La Jolla
4 Torrey Pines Golf Course	02	N	02-0775	01-A	11480 N Torrey Pines Rd La Jolla
4 Torrey Pines High School	02	N	02-0666	02-A	3710 Del Mar Heights Rd San Diego
4 Tortilleria Santa Fe	13	N	13-0324	01-A	2765 Main St B Chula Vista
4 Town Square Family Dentistry	05	N	05-0919	02-A	4921 Clairemont Dr Suite A San Diego
4 Toyota San Diego	07	N	07-0161	01-A	5910 Mission Gorge Rd San Diego
4 Trader Publishing Company	06	N	06-0389	01-A	3883 Ruffin Rd San Diego
4 Trans Tech Transmissions	11	N	11-0438	01-A	3644 Main St San Diego
4 Transmasters Transmissions	03	N	03-0477	01-A	8008 Miramar Rd Suite A San Diego
4 Transmasters Transmissions	05	N	05-1082	01-A	2920 Damon St Suite A San Diego
4 Trex Enterprises Corporation	02	N	02-0597	02-A	10455 Pacific Center Ct San Diego
4 Tricare Outpatient Clinic/Clairemont	06	N	06-0542	02-A	8808 Balboa Av San Diego
4 Tri-Consolidated Manufacturing Inc	03	N	03-1236	01-A	10635 Scripps Ranch Bl Suite G San Diego
4 Trident Technologies	03	N	03-0598	01-A	8885 Rehco Rd San Diego
4 TriLink Biotechnologies LLC	02	N	02-1418	01-A	10770 Wateridge Cr Suite 110 San Diego
4 Triple K Manufacturing	11	N	11-0410	02-B	2222 Commercial St San Diego
4 Tristan Technologies Inc	02	N	02-1000	01-A	6191 E Cornerstone Ct Ste 107 San Diego
4 Tropical Shade Masters Inc	05	N	05-0983	02-A	5151 Santa Fe St Suite E San Diego
4 True Smile Dental	05	N	05-0882	02-A	2171 Ulric St 100 San Diego
4 TTN Machining	34	N	34-0098	01-A	9105 Olive Dr Spring Valley
4 Tuan Nguyen MD	10	N	10-0540	01-A	4141 Fairmount Av San Diego
4 Tube Lighting Products	16	N	16-0705	01-A	1346 Pioneer Wy El Cajon
4 Tube Service Company	16	N	16-0563	01-A	1571 N Johnson Av El Cajon
4 Tune Craft Auto Centers	18	N	18-0052	00-A	8802 La Mesa Bl La Mesa
4 Turbine Components Inc	03	N	03-0762	03-A	8985 Crestmar Pt San Diego
4 Turning Point Therapeutics	02	N	02-1362	01-A	10678 Science Center Dr Suite 100 San Diego
4 Turning Point Therapeutics Inc	02	N	02-1182	01-A	10628 Science Center Dr Suite 200 San Diego
4 Turnkey Manufacturing Solutions Americ	03	N	03-1023	01-A	9339 Carroll Park Dr Suite B San Diego
4 Tu's printing Graphics	06	N	06-0382	02-A	5980 Fairmount Av Suite 104 San Diego
4 Twin Oaks Family Dentistry	13	N	13-0477	01-A	230 F St Suite D Chula Vista
4 Twin Oaks Periodontics	13	N	13-0206	02-A	230 F St Suite C Chula Vista
4 Two Men Will Move You	08	N	08-0417	01-A	3571 Pacific Hy San Diego
4 U & R Affordable	10	N	10-0507	01-A	3877 42nd St San Diego

Active Permits Metrowide at Year End

Report run on: Monday, January, 3 2022 3:52 pm

<i>Class Name</i>	<i>Area</i>	<i>SIU</i>	<i>Facility</i>	<i>Permit</i>	<i>Address</i>
4 UCSD Immunogenetics & Transplants	02	N	02-0758	01-A	9894 Genesee Av Suite 101 La Jolla
4 UCSD Medical Group	09	N	09-0741	02-A	330 Lewis St San Diego
4 UCSD Orthomed	04	N	04-0329	02-A	4150 Regents Park Rw Suite 300 La Jolla
4 Ultramar	10	N	10-0455	01-A	4704 Imperial Av San Diego
4 Ultramar Inc	06	N	06-0424	01-A	5970 Santo Rd San Diego
4 Underwater Kinetics	20	N	20-0124	01-A	13400 Danielson St Poway
4 Unilab San Diego Laboratory	09	N	09-0029	00-A	550 Washington St Suite 101 San Diego
4 Union Electric Motor Service	11	N	11-0473	01-A	2777 Newton Av San Diego
4 United Cleaners Supply Inc	20	N	20-0174	01-A	12775 Stowe Dr Poway
4 United Parcel Service	05	N	05-1008	02-A	7925 Ronson Rd San Diego
4 United Rentals	13	N	13-0384	01-A	501 C St Chula Vista
4 United States Postal Service	03	N	03-0712	03-A	11251 Rancho Carmel Dr Suite 1603 San Diego
4 United States Postal Service	08	N	08-0239	01-A	2535 Midway Dr San Diego
4 Univar USA Inc	19	N	19-0028	02-A	2100 Haffley Av National City
4 Universal Metal Products Inc	12	N	12-0300	01-A	10050 Via De La Amistad Suite 2482 San Diego
4 Universal Radiator & Automotive Inc	11	N	11-0433	04-A	2005 Imperial Av San Diego
4 Universal Stabilizer Technology	02	N	02-0933	01-A	4050 Sorrento Valley Bl Suite L San Diego
4 Universal Steel Fabrication Inc	19	N	19-0178	01-A	1702 Harding Av National City
4 University City Mobil	05	N	05-0667	01-A	3861 Governor Dr San Diego
4 University City Service Center	05	N	05-0608	01-A	3901 Governor Dr San Diego
4 University Cleaners	05	N	05-0831	02-A	3546 Ashford St San Diego
4 University Cleaners	10	N	10-0307	01-A	3624 University Av San Diego
4 University Cleaners	10	N	10-0411	02-A	6469 University Av San Diego
4 University Health Care Management	13	N	13-0308	01-A	1323 3rd Av Chula Vista
4 University Medical-Dental	09	N	09-0920	01-A	4844 University Av Suite A San Diego
4 Unlimited Electro Automation	12	N	12-0265	01-A	8755 Mesa Point Tr San Diego
4 Uptown Car Wash	09	N	09-0615	00-A	4157 Normal St San Diego
4 Uptown Dental Designs	09	N	09-0792	02-A	3703 4th Av San Diego
4 US Border Patrol	12	N	12-0235	01-A	1802 Saturn Bl San Diego
4 US Renal Care Chula Vista Dialysis	13	N	13-0544	01-A	2084 Otay Lakes Rd Suite 101 Chula Vista
4 USA Cab Company	11	N	11-0235	02-A	2660 Imperial Av San Diego
4 USN; Naval Outlying Land Field (NOLF)	12	N	12-0287	01-A	1500 13th St Imperial Beach
4 USN;Admiral Baker Field	06	N	06-0384	02-A	Admiral Baker Rd San Diego
4 USN;CA Army National Guard; SD FMS	05	N	05-1098	02-A	3171 Armstrong St San Diego
4 USN;Fleet Anti-sub Warfare Training Cer	08	N	08-0014	01-A	32444 Echo Ln San Diego
4 USN;Naval Exc Auto Service Center	08	N	08-0428	01-A	Rosecrans & Nimitz Av San Diego
4 USN;Naval Underseas Warfare	06	N	06-0007	00-A	9284 Balboa Av San Diego
4 USN;Third Fleet Complex	08	N	08-0015	01-A	200 Catalina Bl San Diego
4 UT; City Environmental Services	04	N	04-0380	01-A	1700 Seaworld Dr San Diego
4 Vacant	02	N	02-0715	05-A	3545 Cray Ct La Jolla
4 Vacant	02	N	02-1129	01-A	6044 Cornerstone Ct A2 San Diego
4 Vacant	02	N	02-1342	01-A	4242 Campus Point Ct Suite 600 San Diego
4 Vacant	02	N	02-1352	01-A	4224 Campus Point Ct Suite 200 San Diego
4 Vacant	02	N	02-1382	01-A	10265 Science Center Dr San Diego
4 Vacant	03	N	03-0956	03-A	6350 Sequence Dr San Diego

Active Permits Metrowide at Year End

Report run on: Monday, January, 3 2022 3:52 pm

<i>Class Name</i>	<i>Area</i>	<i>SIU</i>	<i>Facility</i>	<i>Permit</i>	<i>Address</i>
4 Vacant	13	N	13-0117	03-A	645 Marsat St Suite D Chula Vista
4 Vacant	13	N	13-0257	02-A	330 Oxford St Chula Vista
4 Vacant	13	N	13-0418	02-A	340 4th Av Suite 17 Chula Vista
4 Vacant	15	N	15-0004	02-A	1333 Camino Del Mar Del Mar
4 Vacant	16	N	16-0399	03-A	1339 Broadway El Cajon
4 Vacant	16	N	16-0411	04-A	1654 Pioneer Wy El Cajon
4 Vacant	16	N	16-0489	03-A	9303 Bond Av Suite A El Cajon
4 Vacant	16	N	16-0621	02-A	875 El Cajon Bl El Cajon
4 Vacant	16	N	16-0741	01-A	1485 N Magnolia El Cajon
4 Vacant	18	N	18-0145	02-A	5268 Baltimore Dr La Mesa
4 Vacant	18	N	18-0146	02-A	8881 Fletcher Py Suite 108 La Mesa
4 Vacant	35	N	35-0008	02-A	1065 E Bradley Av El Cajon
4 Vacant	35	N	35-0019	02-A	1243 Greenfield Dr Suite A El Cajon
4 Vacant	35	N	35-0035	02-A	8115 Wing Av Wintergardens
4 Vacant	35	N	35-0041	02-A	8021 Wing Av Suite A El Cajon
4 Vacant Restaurant & Brewery	02	N	02-1087	01-A	8980 La Jolla Village Dr San Diego
4 Vagabond Inn	09	N	09-0479	00-A	625 Hotel Circle S San Diego
4 Valley Automotive	16	N	16-0594	01-A	813 N 2nd St El Cajon
4 Valley Powder Coating and Sandblasting	33	N	33-0036	01-A	14372 Olde Highway 80 Lakeside
4 Valvoline Instant Oil Change	34	N	34-0027	01-A	483 Sweetwater Rd Spring Valley
4 Vanguard Space Technologies Inc	03	N	03-0175	02-A	9431 Dowdy Dr San Diego
4 Varboncoeur Caldemeyer & Hiser DDS	18	N	18-0151	02-A	5565 Grossmont Center Dr Suite 129 La Mesa
4 Vaxiion	02	N	02-0625	02-A	11585 Sorrento Valley Rd Suite 105 San Diego
4 VCA Animal Specialty Group	05	N	05-1181	01-A	5610 Kearny Mesa Rd Suite B San Diego
4 Vektrex Electronic Systems Inc	02	N	02-0990	01-A	10225 Barnes Canyon Rd Ste A213 San Diego
4 Verari Systems Inc	03	N	03-0539	02-A	9449 Carroll Park Dr San Diego
4 Vesco Metal Craft	13	N	13-0500	01-A	2425 Fenton St Chula Vista
4 Vet Therapeutics Inc	02	N	02-1137	01-A	10451 Roselle St Suite 200A San Diego
4 Vetsmart Pet Hospital	06	N	06-0467	02-A	3396 Murphy Canyon Rd San Diego
4 Via Sat Inc	16	N	16-0770	01-A	1935 Cordell Ct El Cajon
4 Victor's Auto Repair/Radiator	34	N	34-0036	01-A	9070 Jamacha Rd Spring Valley
4 Videotel Inc	13	N	13-0539	01-A	681 Anita St Suite 104 Chula Vista
4 Vildosola Racing	03	N	03-0790	02-A	7734 Formula Pl San Diego
4 Village Children Dentistry	05	N	05-0911	02-A	3065 Clairemont Dr Suite C San Diego
4 Village Gifts and Engraving	04	N	04-0466	01-A	7660 Fay Av Unit D San Diego
4 Village Studio	18	N	18-0176	01-A	8806 La Mesa Bl La Mesa
4 Vinh Phat Auto Repair	05	N	05-1120	01-A	6625 Linda Vista Rd Suite C San Diego
4 Viscount Hotel	08	N	08-0260	00-A	1960 Harbor Island Dr San Diego
4 Vista Paint	05	N	05-1226	01-A	1103 Morena Bl San Diego
4 Vista Paint	06	N	06-0629	01-A	5700 Kearny Villa Rd San Diego
4 Vista Palms Car Wash	13	N	13-0023	00-A	795 Broadway Bl Chula Vista
4 Vital Carr	13	N	13-0065	01-A	1403 Broadway Suite 115 Chula Vista
4 VLP Biotech Inc	04	N	04-0433	01-A	3030 Bunker Hill St Suite 350 San Diego
4 Vons # 2040	05	N	05-1001	02-A	5555 Balboa Av San Diego
4 Vons # 2093	18	N	18-0166	02-A	8011 University Av La Mesa

Active Permits Metrowide at Year End

Report run on: Monday, January, 3 2022 3:52 pm

<i>Class Name</i>	<i>Area</i>	<i>SIU</i>	<i>Facility</i>	<i>Permit</i>	<i>Address</i>
4 Vons # 2119	02	N	02-0728	02-A	3850 Valley Centre Dr San Diego
4 Vons # 2338	12	N	12-0109	02-A	665 Saturn Bl San Diego
4 Vons # 323	04	N	04-0371	02-A	7544 Girard Av La Jolla
4 Vons # 333	16	N	16-0420	02-A	13439 Camino Canada El Cajon
4 Vons # 71	13	N	13-0266	02-A	2250 Otay Lakes Rd Chula Vista
4 Wal-Mart # 2150	12	N	12-0126	02-A	710 Dennery Rd San Diego
4 Wal-Mart # 2291	13	N	13-0196	02-A	75 N Broadway Chula Vista
4 Walmart # 5023	19	N	19-0297	02-A	1200 Highlands Av National City
4 Wal-Mart # 5140	18	N	18-0185	02-A	5500 Grossmont Center Dr La Mesa
4 Wal-Mart Photo Center	16	N	16-0498	02-A	13487 Camino Canada El Cajon
4 Wal-Mart Store # 2479	10	N	10-0491	02-A	3412 College Av San Diego
4 Wal-Mart Store # 5305	13	N	13-0412	02-A	1150 Broadway Chula Vista
4 Warren's Carpet Cleaning	05	N	05-0793	02-A	5183 Mercury Pt San Diego
4 Washington Inventory Service	10	N	10-0359	02-A	7150 El Cajon Bl San Diego
4 Wassco	20	N	20-0063	01-A	12778 Brookprinter Pl Poway
4 Water Technologies LLC	10	N	10-0457	01-A	3829 El Cajon Bl San Diego
4 Watkins Motor Lines	20	N	20-0119	01-A	12055 Tech Center Dr Poway
4 We Care Cleaners	17	N	17-0017	02-A	762 13th St Imperial Beach
4 Weldmac Manufacturing Company	16	N	16-0065	00-A	1533 N Johnson Av El Cajon
4 Wesco Distribution Inc	05	N	05-1238	01-A	7790 Convoy Ct San Diego
4 West City Center	08	N	08-0207	01-A	3249 Fordham St San Diego
4 West Coast Rent-A-Car	09	N	09-0456	00-A	834 W Grape St San Diego
4 West Coast Specialties Inc	03	N	03-1061	01-A	7686 Formula Pl San Diego
4 West Marine Diesel	11	N	11-0359	00-A	1835 Newton Av San Diego
4 West Park Inn	09	N	09-0627	01-A	1840 4th Av San Diego
4 Westech Metal Fabrication Inc	09	N	09-0261	01-A	3420 E St San Diego
4 Western Dental	10	N	10-0422	02-A	4123 University Av San Diego
4 Western Honda Specialist	10	N	10-0356	01-A	3669 University Av San Diego
4 Western Lift Inc	19	N	19-0326	01-A	1839 Cleveland Av National City
4 Western Titanium Inc	03	N	03-1164	01-A	8015 Silverton Av San Diego
4 Westflex Industrial	19	N	19-0171	02-A	325 W 30th St National City
4 Westin Hotel	09	N	09-0475	00-A	910 Broadway Cr San Diego
4 Westwood Orthodontics	04	N	04-0462	01-A	4633 Ingraham St Suite C San Diego
4 Westwood Shell	01	N	01-0066	01-A	16998 W Bernardo Dr San Diego
4 Wetmores	09	N	09-0423	00-A	455 16th St San Diego
4 Whitlock-Williams Med Group	08	N	08-0478	01-A	3405 Kenyon St Suite 210 San Diego
4 Whitmore Steel Inc	34	N	34-0109	01-A	9075 Birch St Spring Valley
4 WICR	06	N	06-0603	01-A	9424 Chesapeake Dr Suite 1303 San Diego
4 William Shoemaker DO	05	N	05-0850	02-A	9040 Friars Rd 230 San Diego
4 William T Chapman MD Inc	19	N	19-0328	01-A	2340 E 8th St Suite G National City
4 Williams Form Engineering Corp	08	N	08-0498	03-A	3468 Hancock St San Diego
4 Wilson & Hampton Refinishing	11	N	11-0469	01-A	1835 Imperial Av San Diego
4 Witt Lincoln Mercury	05	N	05-0541	01-A	588 Camino Del Rio N San Diego
4 Woodside Car Wash	33	N	33-0027	01-A	12160 Woodside Av Lakeside
4 Woodside Dental	19	N	19-0247	02-A	2016 Highland Av National City

Active Permits Metrowide at Year End

Report run on: Monday, January, 3 2022 3:52 pm

<i>Class Name</i>	<i>Area</i>	<i>SIU</i>	<i>Facility</i>	<i>Permit</i>	<i>Address</i>
4	Woodside Shell Gas Station	33	N	33-0019	01-A 12087 Woodside Av Lakeside
4	World Petrol I - Calimart I	13	N	13-0297	01-A 3733 Main St Chula Vista
4	World Petrol II - Calimart II	12	N	12-0168	01-A 1605 Cactus Rd San Diego
4	World Terminal Parking Inc	10	N	10-0045	00-A 5126 El Cajon Bl San Diego
4	World Terminal Parking Inc	16	N	16-0100	01-A 1111 Broadway El Cajon
4	World Terminal Parking Inc	16	N	16-0592	01-A 329 N 2nd St El Cajon
4	Wright Companies	21	N	21-0063	00-A 11427 Woodside Av Santee
4	XXPress Auto II Transmission Specialist	11	N	11-0478	01-A 4001 Market St Suite A San Diego
4	Yellow Cab of San Diego Inc	08	N	08-0539	01-A 3473 Kurtz St San Diego
4	Young Kim Dental Lab	13	N	13-0396	01-A 1815 Meeks Bay Dr Chula Vista
4	Your Valet Cleaners	10	N	10-0156	00-A 5065 Federal Bl San Diego
4	YRC Inc	12	N	12-0242	01-A 6930 Cactus Ct San Diego
4	Yuri Kaneda DDS	13	N	13-0311	02-A 1415 Ridgeback Rd Suite 24 Chula Vista
4	Zavalza Trucking Company Inc	12	N	12-0181	01-A 1476 Radar Rd San Diego
4	Zebra Technologies Corporation	12	N	12-0213	01-A 1440 Innovative Dr Suite 100 San Diego
4	Zepeda's Radiator Repair	13	N	13-0405	02-A 801 Broadway Suite C Chula Vista
4	Zoltek Materials Group	03	N	03-1049	01-A 9151 Rehco Rd Suite B San Diego
4	Zoom Technology USA Inc	02	N	02-1185	01-A 5830 Oberlin Dr Suite 203 San Diego
4C	California Marine Cleaning	11	N	11-0513	01-A 905 S 33rd St San Diego
4C	Chidgey & Son LLC	16	N	16-0718	04-A 1099 W Palm Av El Cajon
4C	Cobham Advanced Electronic Solutions Ir	06	N	06-0196	08-A 9404 Chesapeake Dr San Diego
4C	Component Surfaces Inc	20	N	20-0235	03-A 11880 Community Rd Suite 380 Poway
4C	Crower Cams & Equipment Co Inc	12	N	12-0167	05-A 6180 Business Center Ct San Diego
4C	Gaines Manufacturing	20	N	20-0153	04-A 12200 Kirkham Rd Poway
4C	General Atomics Aeronautical Systems In	20	N	20-0026	04-A 12365 Crosthwaite Cr Poway
4C	General Dynamics Motion Control LLC	12	N	12-0137	05-A 7603 Saint Andrews Av Suite H San Diego
4C	Hi Tech Honeycomb	06	N	06-0533	02-A 9355 Ruffin Ct San Diego
4C	Hi-Z Technology	03	N	03-1084	04-A 7606 Miramar Rd Suite 7400 San Diego
4C	IMP Premier Plating	21	N	21-0282	04-A 10145 Prospect Av Santee
4C	L3 Unidyne Inc DBA L3Harris Maritime S	19	N	19-0205	04-A 240 W 30th St National City
4C	Leidos Inc	12	N	12-0150	04-A 1330 30th St Suite A-C San Diego
4C	Lilly's Precision Products	34	N	34-0092	03-A 3737 Kenora Dr Suite A Spring Valley
4C	Micro-Mode Products Inc	16	N	16-0048	03-A 1870 John Towers Av El Cajon
4C	Miramar Metal Processing of San Diego	03	N	03-1086	04-A 9090 Kenamar Dr Suite A San Diego
4C	Parker Hannifin Corp CSS Division	12	N	12-0094	06-A 7664 Panasonic Wy San Diego
4C	Precision Metal Products Inc	16	N	16-0054	06-A 850 W Bradley Av El Cajon
4C	Premier Metal Processing Inc	16	N	16-0738	03-A 971 Vernon Wy El Cajon
4C	Presidio Components Inc	03	N	03-0191	06-A 7169 Construction Ct San Diego
4C	Prochem Specialty Products	19	N	19-0282	04-A 115 E 18th St National City
4C	Quantum Design	02	N	02-1151	02-A 10309 Pacific Center Ct San Diego
4C	Radius Aerospace - San Diego Inc	16	N	16-0529	06-A 203 N Johnson Av El Cajon
4C	Resideo Technologies Inc.	12	N	12-0067	04-A 2055 Dublin Dr Suite 100 San Diego
4C	San Diego Galvanizing Inc	11	N	11-0035	04-A 3586 Dalbergia St San Diego
4C	Senior Aerospace Jet Products	06	N	06-0502	05-A 9106 Balboa Av San Diego
4C	Senior Aerospace Ketema	16	N	16-0413	06-A 790 Greenfield Dr El Cajon

Active Permits Metrowide at Year End

Report run on: Monday, January, 3 2022 3:52 pm

<i>Class Name</i>	<i>Area</i>	<i>SIU</i>	<i>Facility</i>	<i>Permit</i>	<i>Address</i>
4C Sheffield Platers Inc	03	N	03-0753	05-A	9850 Waples St San Diego
4C Spec-Built Systems Inc	12	N	12-0202	05-A	2150 Michael Faraday Dr San Diego
4C Teck Advanced Materials Inc	20	N	20-0147	04-A	13670 Danielson St Suite H, I Poway
4C USN;Naval Information Warfare Center P	08	N	08-0019	06-A	4297 Pacific Hy San Diego
4D Crystal Cleaners	16	N	16-0428	01-A	360 Magnolia Av Suite N El Cajon
4D Luxury Cleaners	14	N	14-0019	02-A	110 B Av Coronado
4M 06th Ave Periodontics & Implant Dentistry	09	N	09-1022	01-A	8077 La Mesa Bl La Mesa
4M A Avenue Dental	19	N	19-0244	02-A	1400 E 1400 E Suite A National City
4M A Professional Corporation	20	N	20-0302	01-A	1111 06th Av Suite 102 San Diego
4M A Professional Dental Corp	03	N	03-1439	01-A	705 A Av National City
4M A Professional Dental Corp	09	N	09-1028	01-A	15706 Pomerado Rd Suite 205 Poway
4M A Professional Dental Corp	09	N	09-1030	01-A	13161 Black Mountain Rd Suite 3 San Diego
4M A Professional Dental Corp	14	N	14-0032	03-A	3588 04th Av Suite 300 San Diego
4M A+ Dental	03	N	03-1468	01-A	3945 01 St Av San Diego
4M A+ Family Dentistry	02	N	02-1451	01-A	1301 Ynez Pl Coronado
4M A+ Family Dentistry	09	N	09-1039	01-A	4653 Carmel Mountain Rd Suite 306 San Diego
4M A+ Family Dentistry	20	N	20-0274	01-A	6755 Mira Mesa Bl Suite 218 San Diego
4M ABC Childrens Dentistry	03	N	03-1429	01-A	3780 El Cajon Bl Unit 1 San Diego
4M Adiina Manolescu DDS INC	06	N	06-0677	01-A	12915 Pomerado Rd Poway
4M Adrian F Naguit DDS	03	N	03-0887	03-A	12778 Rancho Penasquitos Bl Suite A San Diego
4M Aesthetic Dental Pactice	06	N	06-0678	01-A	6529 Misssion Gorge Rd San Diego
4M Affinity Dental Hillcrest	09	N	09-1033	01-A	9888H Carmel Mountain Rd San Diego
4M Affinity Dental of La Mesa	18	N	18-0282	01-A	4242 Camino Del Rio N Suite 24 San Diego
4M Affinity Dental South Bay	13	N	13-0567	01-A	3330 03rd Av Suite 400 San Diego
4M Akhavan Orthodontics	13	N	13-0574	01-A	8881 Fletcher Py Suite 325 La Mesa
4M Albert Broas DDS Inc	13	N	13-0588	01-A	290 Landis Av Suite A&B Chula Vista
4M Albert Klitzke	21	N	21-0350	01-A	345 F St Suite 190 Chula Vista
4M Albert Leung DDS	05	N	05-1301	01-A	1295 Broadway Suite 204 Chula Vista
4M Albert Pascual DDS	19	N	19-0388	01-A	8790 Cuyamaca St Suite E Santee
4M Alex Corondoni DDS	07	N	07-0208	01-A	6565 Balboa Av Suite B San Diego
4M Alex Reizhn	10	N	10-0594	01-A	2240 E Plaza Bl Suite M National City
4M Ali Haeri DMD MHS	16	N	16-0480	03-A	7424 Jackson Dr Suite 2 San Diego
4M Alireza Khansari DDS	20	N	20-0262	01-A	4711 Monroe Av San Diego
4M All Coast Dental	04	N	04-0539	01-A	1297 W Main St Suite A El Cajon
4M All Smiles Kids Dentistry	05	N	05-1331	01-A	12630 Monte Vista Rd Suite 204 Poway
4M All Smiles Pediatric Dentistry	05	N	05-1308	01-A	2180 Garnet Av Suite 1-K San Diego
4M Alldent Dental Center	20	N	20-0267	01-A	3737 Moraga Av Suite B109 San Diego
4M Allegiance Dental, Inc	05	N	05-1332	01-A	7695 Cardinal Ct Suite 250 San Diego
4M Allison Avenue Dental	18	N	18-0255	01-A	12630 Monte Vista Rd Suite 201 Poway
4M Alpha Dental	10	N	10-0427	04-A	4690 Genesee Av Suite B San Diego
4M Alpine Dentistry	32	N	32-0023	01-A	8131 Allison Av La Mesa
4M Alvarado Dental Group	07	N	07-0201	01-A	4276 54th Pl Suite D San Diego
4M AM Dental	13	N	13-0641	01-A	1620 Alpine Bl Suite 121 Alpine
4M Ana Simerlein DDS	04	N	04-0360	02-A	6475 Alvarado Rd Suite 205 San Diego
4M Andrew Firtel DDS Inc	05	N	05-0956	02-A	3041 Bonita Rd Suite 101 Chula Vista

Active Permits Metrowide at Year End

Report run on: Monday, January, 3 2022 3:52 pm

<i>Class Name</i>	<i>Area</i>	<i>SIU</i>	<i>Facility</i>	<i>Permit</i>	<i>Address</i>
4M Andrew J Demeyer DDS	04	N	04-0540	01-A	1919 Grand Av San Diego
4M Anita Varzi DDS	05	N	05-0929	02-A	3222 Governor Dr San Diego
4M Ann Marie Zimmerman and David Rens D	09	N	09-0905	02-A	4707 Mission Bl San Diego
4M Anthony Cardoza DDS	21	N	21-0349	01-A	4295 Gesner St 2E San Diego
4M Anthony Tai Q Pham DDS	05	N	05-0865	03-A	4103 Third Av Suite A San Diego
4M Anton F Misleh DDS	05	N	05-0922	03-A	9530 Cuyamaca St Suite 101 Santee
4M APEX Dental	34	N	34-0062	03-A	4240 Kearny Mesa Rd 117 San Diego
4M Apple Dental	09	N	09-0908	02-A	4320 Genesee Av 204 San Diego
4M Arleen Crisostomo-Weeks DDS	03	N	03-1436	01-A	9150 Campo Rd Spring Valley
4M Arnold Cutler DDS	33	N	33-0072	01-A	1540 Fern St San Diego
4M Aryan Dental Corp	04	N	04-0541	01-A	9750 Miramar Rd Suite 100 San Diego
4M ASW Dental	08	N	08-0623	01-A	9927 Channel Rd Lakeside
4M Aurea B & Arleen Crisostomo DDS	19	N	19-0345	02-A	4501 Mission Bay Dr Suite 2E San Diego
4M Authentic Dental Designs	18	N	18-0250	01-A	32389 Echo Ln Bldg 10 San Diego
4M Bacino Dentistry	04	N	04-0368	03-A	905 E 8th St National City
4M Bajars & Bajars, DDS INC	12	N	12-0314	01-A	8029 La Mesa Bl La Mesa
4M Balboa Dental Care	05	N	05-1297	01-A	4747 Mission Bl Suite 2 San Diego
4M Balboa Dentistry	05	N	05-0894	04-A	2930 Coronado Av Suite C San Diego
4M Bankers Hill Dental	09	N	09-1053	01-A	4340 Genesee Av Suite 202 San Diego
4M Barbara Young DDS	05	N	05-0901	03-A	5222 Balboa Av 72 San Diego
4M Bay Breeze Dental	05	N	05-0951	02-A	2333 01 St Av Suite 207 San Diego
4M Bay Park Dental Group	05	N	05-0905	02-A	3764 Clairemont Dr San Diego
4M Bay Park Smiles Dentistry	05	N	05-1320	01-A	3737 Moraga Av B414 San Diego
4M Bay View Dental	05	N	05-1299	01-A	2619 Clairemont Dr San Diego
4M Bayview Family Dental Care	19	N	19-0398	01-A	2995 Clairemont Dr Suite A San Diego
4M Beautiful Smile Dentistry	10	N	10-0498	02-A	3737 Moraga Av Suite 108 San Diego
4M Beautiful Smiles Dental	19	N	19-0393	01-A	801 National City Bl Suite 106 National City
4M Bella Smiles Dental Care	18	N	18-0269	01-A	6368 El Cajon Bl San Diego
4M Bella Vita Dental	09	N	09-1056	02-A	3403 E Plaza Bl Suite G National City
4M Ben Mandel DDS	18	N	18-0238	01-A	5555 Jackson Dr Suite 210 La Mesa
4M Benjamin J Lin DDS Inc	03	N	03-1466	01-A	3900 05th Av Suite 270 San Diego
4M Bernadette Tyler DDS	20	N	20-0082	05-A	3835 Avocado Bl Suite 220 La Mesa
4M Bernardita N Lizan DMD Inc	19	N	19-0353	02-A	9870 Hilbert St Suite D-12 San Diego
4M Bernardo Dental Office	01	N	01-0230	01-A	15835 Pomerado Rd Suite 102 Poway
4M Bernardo Heights Dental Group	01	N	01-0243	01-A	550 E 8th St Suite 12 National City
4M Bill C Crafton DDS	13	N	13-0210	02-A	16466 Bernardo Center Dr Suite 185 San Diego
4M Bird Rock Dental	04	N	04-0524	01-A	15731 Bernardo Heights Py Suite 101 San Diego
4M Blake N Synowski DMD Inc	16	N	16-0706	03-A	257 F St Chula Vista
4M Bold Smiles Dental	01	N	01-0252	01-A	5731 La Jolla Bl La Jolla
4M Bonita Del Rey Dental Care	13	N	13-0631	01-A	266 Avocado Av Suite A El Cajon
4M Bonita Smiles Dentistry	13	N	13-0458	02-A	16625 Dove Canyon Rd Suite 103 San Diego
4M Bonnie M Badii, DDS, Dental Professiona	13	N	13-0587	01-A	690 Otay Lakes Rd Suite 260 Chula Vista
4M Boston Dental Group	05	N	05-0954	02-A	1558 E H St Suite B Chula Vista
4M Boulevard Dental Center	10	N	10-0512	02-A	480 4th Av Suite 314 Chula Vista
4M Brian Davey DDS	03	N	03-1470	01-A	7612 Linda Vista Rd 112 San Diego

Active Permits Metrowide at Year End

Report run on: Monday, January, 3 2022 3:52 pm

<i>Class Name</i>	<i>Area</i>	<i>SIU</i>	<i>Facility</i>	<i>Permit</i>	<i>Address</i>
4M Brian T Tanaka	13	N	13-0573	01-A	3531 El Cajon Bl Suite A San Diego
4M Brian Y Suzuki DMD Inc	16	N	16-0654	02-A	7805 Highlands Village Pl Suite G105 San Dieg
4M Bright Smile Dental Care	16	N	16-0818	01-A	2446 Fenton St Suite 101 Chula Vista
4M Bright Smile Dental Care	32	N	32-0024	01-A	2592 Fletcher Py El Cajon
4M Brighton Dental	06	N	06-0683	01-A	1183 E Main St Suite G El Cajon
4M Brite Smile Dental	07	N	07-0129	03-A	3095 Honey Hill Ranch Rd Suite 1 Alpine
4M Bruce R Brumm	04	N	04-0548	01-A	10450 Friars Rd Suite G San Diego
4M Bruce W Johnson DMD	20	N	20-0269	01-A	6280 Jackson Dr Suite 2 San Diego
4M Bylss Dental	15	N	15-0005	03-A	3957 Governor Dr San Diego
4M Byung Sun Yoo DDS	09	N	09-1023	01-A	15708 Pomerado Rd Suite N104 Poway
4M Cabrillo Dental	05	N	05-1339	01-A	807 Camino Del Mar Del Mar
4M Cajon Dental Group	16	N	16-0665	02-A	2221 Camino Del Rio S Suite 102 San Diego
4M Calvin I Whang DDS MBA	20	N	20-0232	02-A	7695 Cardinal Ct Suite 300 San Diego
4M Campus Dentistry	10	N	10-0441	03-A	359 W Madison Av El Cajon
4M Candice Sharron DMD Inc	34	N	34-0126	01-A	12705 Monte Vista Rd Poway
4M Canyon Vista Dental Group	13	N	13-0618	01-A	6244 El Cajon Bl Suite 8 San Diego
4M Cardinal Dental	18	N	18-0285	01-A	9325 Jamacha Bl Spring Valley
4M Carlos Garcia DDS	12	N	12-0122	03-A	700 Otay Lakes Rd Chula Vista
4M Carmel Heights Dentistry	02	N	02-1402	01-A	8960 Fletcher Py Suite D La Mesa
4M Carmel Mountain Dental Care	03	N	03-1464	01-A	1270 Picador Bl Suite L-M San Diego
4M Carmel Mountain Dental Office	03	N	03-1437	01-A	12750 Carmel Country Rd Suite 209 San Diego
4M Carmel Mountain Dentistry	03	N	03-1432	01-A	9310 Carmel Mountain Rd Suite A San Diego
4M Carmel Mountain Oral & Facial Surgery	03	N	03-1487	01-A	14391 Penasquitos Dr Suite A San Diego
4M Carmel Plaza Dental	01	N	01-0250	01-A	10175 Rancho Carmel DR Suite 125 San Diego
4M Carmel Ranch Dental Care	01	N	01-0254	01-A	9912 Carmel Mountain Rd Suite A San Diego
4M Carmel Valley Dental	02	N	02-1393	01-A	11738 Carmel Mountain Rd Suite 170 San Dieg
4M Carmel Valley Dentist Office	03	N	03-1477	01-A	12075 Carmel Mountain Rd San Diego
4M Carmel Valley Pediatric Dentistry	02	N	02-1397	01-A	12750 Carmel Country Rd Suite 206 San Diego
4M Carmel Village Dental	01	N	01-0225	01-A	5550 Carmel Mountain Rd Suite 101 San Diego
4M Cassell Dentistry	05	N	05-0837	03-A	12395 El Camino Real Suite 218 San Diego
4M Catherine Schlaht & Marey Stone	18	N	18-0131	03-A	12125 Alta Carmel Ct Suite 330 San Diego
4M Cathleen A Silliman DDS	09	N	09-0805	03-A	591 Camino De La Reina Suite 412 San Diego
4M Center For Beautiful Smiles	13	N	13-0229	03-A	2322 6th Av San Diego
4M Center for Dental Health La Jolla	05	N	05-0967	03-A	1415 Ridgeback Rd Suite 23 Chula Vista
4M Center for Dental Restorations	09	N	09-0720	02-A	8899 University Center Ln Suite 190 San Diego
4M Center for Oral Health	01	N	01-0135	03-A	4033 3rd Av Suite 300 San Diego
4M Center Point Dental Group	10	N	10-0432	03-A	11777 Bernardo Plaza Ct Suite 102 San Diego
4M Chapokas & Luczynski Dental Partnership	09	N	09-1054	01-A	6544 El Cajon Bl San Diego
4M Chau Truong DDS	13	N	13-0198	03-A	3730 Third Av San Diego
4M Childrens Dentistry of San Diego	03	N	03-1420	01-A	713 Broadway Suite F Chula Vista
4M Children's Primary Dental Care & Adult C	13	N	13-0436	02-A	10717 Camino Ruiz Suite 103 San Diego
4M Chona M Austria Sagana DMD Inc	19	N	19-0394	01-A	397 E St Suite A&B Chula Vista
4M Christina A Bartsch DDS	05	N	05-1146	02-A	2720 E Plaza Bl Suite V National City
4M Christine Altrock DDS	04	N	04-0357	03-A	3737 Moraga Av Suite A306 San Diego
4M Chula Vista Dental Arts/Mariflor Duhaylu	13	N	13-0570	01-A	2187 Garnet Av San Diego

Active Permits Metrowide at Year End

Report run on: Monday, January, 3 2022 3:52 pm

<i>Class Name</i>	<i>Area</i>	<i>SIU</i>	<i>Facility</i>	<i>Permit</i>	<i>Address</i>
4M Chula Vista Dental Care	13	N	13-0602	01-A	340 4th Av Suite 15 Chula Vista
4M Chula Vista Pediatric Dentistry	13	N	13-0569	01-A	1177 Broadway Suite 19 Chula Vista
4M Chula Vista Periodontics	13	N	13-0207	04-A	1040 Tierra Del Rey Suite 103 Chula Vista
4M CitiDental El Cajon	16	N	16-0832	01-A	345 F St Suite 240 Chula Vista
4M CitiDental Rancho	16	N	16-0828	01-A	290 E Douglas Av El Cajon
4M City Hts Family Health Centers of SD Der	10	N	10-0562	01-A	2451 Jamacha Rd Suite 104 El Cajon
4M Clairemont Dental Care	05	N	05-1179	02-A	5454 El Cajon Bl San Diego
4M Clairemont Family Dental Off	05	N	05-0906	02-A	5222 Balboa Av Suite 71 San Diego
4M Clairemont Pediatric Dental	05	N	05-1314	01-A	3670 Clairemont Dr 14 San Diego
4M Clairemont smiles Dentistry & Ortho	05	N	05-1316	01-A	2780 Cardinal RD Suite A San Diego
4M Clark Henderson	01	N	01-0131	05-A	5675 Balboa Av San Diego
4M Clark Henderson Dental Corporation	04	N	04-0547	01-A	16959 Bernardo Center Dr Suite 103 San Diego
4M Classic Dental Smiles	01	N	01-0227	01-A	3226 Governor Dr San Diego
4M Claudia Florescu DDS	05	N	05-0961	03-A	16766 Bernardo Center DR Suite 100 San Diego
4M Clear Choice Dental Implant Center	02	N	02-1088	02-A	7748 Regents Rd Suite 301 San Diego
4M Cluff DDS A Professional Dental Corp	33	N	33-0074	01-A	4910 Directors Pl Suite 300 San Diego
4M Cluff Dental Co	13	N	13-0351	02-A	9447 Winter Gardens Bl Lakeside
4M Coast Dental Care	10	N	10-0506	02-A	232 3rd Av Chula Vista
4M College Grove Dentistry	10	N	10-0593	01-A	6585 El Cajon Bl San Diego
4M Collins Dental Corp	09	N	09-0842	02-A	3408 College Av San Diego
4M Community Family Dentistry	20	N	20-0268	01-A	3808 Front St San Diego
4M Coronado Classic Dentistry	14	N	14-0042	02-A	13441 Community Rd Poway
4M Coronado Dentistry	14	N	14-0038	03-A	1315 Ynez Pl Coronado
4M Coronado Pediatric Dentistry	14	N	14-0050	01-A	120 C Av Suite 100 Coronado
4M Coronado Smiles Dental	14	N	14-0051	01-A	875 Orange AV Suite 210 Coronado
4M Cosmetic Dentistry Center of San Diego	09	N	09-1042	01-A	1111 9th ST Suite 203 Coronado
4M Craig H Rubinoff	20	N	20-0248	01-A	940 B St San Diego
4M Craig Kubina DDS	18	N	18-0248	01-A	13035 Pomerado Rd Suite A Poway
4M Crawford Dental Group	11	N	11-0596	01-A	5565 Grossmont Center Dr Suite 107 La Mesa
4M Curtis L Chan DDS	15	N	15-0024	01-A	5060 Logan Av San Diego
4M Cynthia Tuason DDS Inc	12	N	12-0317	01-A	12835 Pointe Del Mar Wy Suite 3 Del Mar
4M Darryl Abramson DDS Inc	04	N	04-0294	04-A	1061 Saturn Bl Suite 103 San Diego
4M Daryl Catherwood	14	N	14-0021	02-A	9850 Genesee Av Suite 200 La Jolla
4M David A Hudson/John W Masters	13	N	13-0203	03-A	1001 B Av 105 Coronado
4M David B Littlefield DDS	13	N	13-0605	01-A	273 Church Av Chula Vista
4M David DeRosier DDS	08	N	08-0523	03-A	890 Eastlake Pk Suite 300 Chula Vista
4M David Donnelly DDS	09	N	09-0799	03-A	3019 Emerson St San Diego
4M David Duguid DDS	09	N	09-0765	02-A	2445 2nd Av San Diego
4M David Gonzalez, DDS, Dental Coprorati	13	N	13-0323	02-A	230 W G St Suite H San Diego
4M David Kitchen DDS	04	N	04-0295	02-A	855 3rd Av Suite 3330 Chula Vista
4M David Russell DDS Inc	33	N	33-0073	01-A	9850 Genesee Av Suite 540 La Jolla
4M David S Eshom DDS	05	N	05-1176	02-A	8334 Winter Gardens Bl Lakeside
4M David Sabourin DDS	04	N	04-0522	01-A	8899 University Center Ln Suite 245 San Diego
4M David Toma DDS	34	N	34-0123	01-A	9850 Genesee Av Suite 760 La Jolla
4M David Toppi DMD dba Lil' Smiles	06	N	06-0660	01-A	645 Sweetwater Rd Spring Valley

Active Permits Metrowide at Year End

Report run on: Monday, January, 3 2022 3:52 pm

<i>Class Name</i>	<i>Area</i>	<i>SIU</i>	<i>Facility</i>	<i>Permit</i>	<i>Address</i>
4M David Warren DDS	14	N	14-0041	03-A	10415 San Diego Mission Rd Suite A San Diego
4M Davis Orthodontics	03	N	03-1469	01-A	1317 Ynez Pl Coronado
4M Dean Nguyen DDS	09	N	09-0756	03-A	9420 Mira Mesa Bl Suite J San Diego
4M Deanna Risos DMD	13	N	13-0595	01-A	4082 30th St San Diego
4M Del Mar Dental Arts	03	N	03-1479	01-A	841 Kuhn DR Suite 102 Chula Vista
4M Del Mar Endodontics	02	N	02-1394	01-A	12750 Carmel Country Rd Suite 213 San Diego
4M Del Mar Laser Dentistry & Ortho	02	N	02-1399	01-A	12750 Carmel County Rd Suite 201 San Diego
4M Del Mar Professional Dental Group	02	N	02-1168	02-A	12750 Crmel Country Rd Suite 215 San Diego
4M Del Mar View Dental Care	02	N	02-1054	02-A	13983 Mango Dr Suite 106 San Diego
4M Del Sur Dentistry	03	N	03-1434	01-A	13983 Mango Dr Suite 101 Del Mar
4M Del Sur Ranch Dental	01	N	01-0242	01-A	14701 Via Bettona Suite 215 San Diego
4M Demko Brockett Dental	09	N	09-0789	02-A	16460 Paseo del Sur Suite C105 San Diego
4M Denise Handler DDS	05	N	05-1174	02-A	2654 4th Av San Diego
4M Dental Art Designs at Eastlake	13	N	13-0578	01-A	7914 Ronson Rd Unit A San Diego
4M Dental Arts of Palm Ave	12	N	12-0103	03-A	860 Kuhn Dr Suite 203 Chula Vista
4M Dental Arts of South Bay	13	N	13-0382	02-A	3388 Palm Av Suite 101 San Diego
4M Dental Arts of Spring Valley	34	N	34-0132	01-A	754 Medical Center Ct Unit 201 Chula Vista
4M Dental Arts San Diego	16	N	16-0451	03-A	8300 Paradise Valley Rd Spring Valley
4M Dental Care of Rancho Bernardo	01	N	01-0247	01-A	707 Arnele Av El Cajon
4M Dental Checkup	13	N	13-0245	04-A	12120 Alta Carmel Ct Suite 410C San Diego
4M Dental Express	05	N	05-1337	01-A	1010 Broadway Suite 5 Chula Vista
4M Dental Express	08	N	08-0634	01-A	4664 Clairemont Mesa Bl San Diego
4M Dental Express	09	N	09-1051	02-A	4110 W Point Loma Bl San Diego
4M Dental Express	21	N	21-0353	01-A	210 Park Bl San Diego
4M Dental Expressions	07	N	07-0205	01-A	9480 Cuyamaca St Santee
4M Dental Group San Diego	07	N	07-0211	01-A	8505 Navajo Rd San Diego
4M Dental Implant Centers	09	N	09-0906	02-A	7187 Navajo Rd Suite A San Diego
4M Dentist	10	N	10-0585	01-A	3969 4th Av San Diego
4M Dentistry 4S Ranch	01	N	01-0256	01-A	4703 University Av San Diego
4M Dentistry At The Promenade	05	N	05-1343	01-A	10432 Reserve Dr Suite 110 San Diego
4M Dentistry of Old Town	09	N	09-0926	02-A	8555 Station Village Wy Suite A San Diego
4M Derek Hyun Dental Corp	20	N	20-0229	02-A	3659 India St Suite 100 San Diego
4M Diamond Dental Studio	02	N	02-0699	02-A	13025 Pomerado Rd Suite B Poway
4M Diamond Family Health Center Dental	11	N	11-0626	01-A	5425 Oberlin Dr 101 San Diego
4M Dinkha Dental, Inc	18	N	18-0168	02-A	4725 Market St San Diego
4M Dixon Pediatric Dental	02	N	02-0698	02-A	4323 Palm Av Suite C La Mesa
4M Donald R Fleming DDS Inc	07	N	07-0127	02-A	5627 Oberlin Dr 100 San Diego
4M Donald Tran DDS	09	N	09-1038	01-A	7676 Jackson Dr San Diego
4M Dorman R Malone DDS	10	N	10-0592	01-A	4132 University Av San Diego
4M Dougherty Dental	04	N	04-0519	01-A	6919 Paradise Valley Rd Suite 1A San Diego
4M Douglas M Grosmark DMD Inc	07	N	07-0204	01-A	7776 Ivanhoe Av Suite 120 La Jolla
4M Douglas N Christiansen DDS	05	N	05-0947	03-A	6398 Del Cerro Bl Suite 1 San Diego
4M Downtown SD Modern Dentistry Dental C	08	N	08-0637	01-A	3737 Moraga Av B400 San Diego
4M Dr Allen Wei DDS	18	N	18-0211	03-A	435 4th Av San Diego
4M Dr Chengs Dental Office	05	N	05-1325	01-A	5308 Lake Murray Bl Suite A La Mesa

Active Permits Metrowide at Year End

Report run on: Monday, January, 3 2022 3:52 pm

<i>Class Name</i>	<i>Area</i>	<i>SIU</i>	<i>Facility</i>	<i>Permit</i>	<i>Address</i>
4M Dr Curtis Howard DDS	34	N	34-0130	01-A	4194 Convoy St San Diego
4M Dr David C Adams DDS	09	N	09-0768	02-A	9950 Campo Rd Spring Valley
4M DR Delilah T Genido Dental Office	13	N	13-0576	01-A	239 Laurel St Suite 201 San Diego
4M Dr Derek M Lichter	13	N	13-0212	02-A	219 Landis Av Chula Vista
4M Dr Diana Kilokowsky	09	N	09-1025	01-A	247 F St Chula Vista
4M Dr Edithann Graham DMD	08	N	08-0622	01-A	2318 06th Av San Diego
4M Dr Eiad Haddad	34	N	34-0122	01-A	1806 Cable St San Diego
4M Dr Ellen Im Pediatric Dentist & Ortho	20	N	20-0275	01-A	10025 Austin Dr Suite 205 Spring Valley
4M Dr Federico J Tiznado DDS	18	N	18-0203	02-A	13422 Pomarado Rd Suite 201 Poway
4M Dr Frank Ceja	19	N	19-0350	02-A	7877 Parkway Dr Suite 2B La Mesa
4M Dr Gregory Friedman DMD Inc	03	N	03-1126	03-A	3007 Highland Av Suite 3 National City
4M Dr Harold Gulbransen	18	N	18-0256	01-A	10755 Scripps Poway Py Suite K San Diego
4M Dr Jeffrey Bloch	01	N	01-0253	01-A	8860 Center Dr Suite 460 La Mesa
4M Dr Jeffrey S Keeny DDS	09	N	09-0744	02-A	11777 Bernardo Plaza Ct Suite 101 San Diego
4M Dr Marco Alegria Dental Office	13	N	13-0568	01-A	1807 Robinson Av Suite 101 San Diego
4M Dr Margret Meadows, DDS	14	N	14-0049	01-A	127 3rd Av Chula Vista
4M Dr Maribel A Celebrado	16	N	16-0819	01-A	1001 B St Suite 313 Coronado
4M Dr Martin Abelar DDS	02	N	02-1386	01-A	1571 N Magnolia Av Suite 205 El Cajon
4M Dr Mary O'Connor	09	N	09-0924	02-A	11515 El Camino Real Suite 110 San Diego
4M Dr Moore's Dental Office	19	N	19-0396	01-A	420 Spruce St Suite A San Diego
4M Dr Natalya Carmichael	03	N	03-1465	01-A	3110 E Plaza Bl National City
4M Dr Nita H Largoza, DMD	13	N	13-0557	01-A	9728 Carmel Mountain Rd Suite B San Diego
4M Dr Petros Toma and Putnes Corp	09	N	09-0921	02-A	1040 Tierra Del Rey Suite 207 Chula Vista
4M Dr Prouse Dentistry, DDS	16	N	16-0843	01-A	4844 University Av Suite B San Diego
4M Dr Rabinder Gill DDS	20	N	20-0287	01-A	260 E Chase Av Suite 201 El Cajon
4M Dr Richard S Prouse	16	N	16-0455	03-A	15525 Pomerado Rd Suite E5 Poway
4M Dr Riza Dela Fuente-Lewis DMD	19	N	19-0395	01-A	292 Avocado Av El Cajon
4M Dr Robert Bosworth DDS	05	N	05-0864	02-A	3400 E 08th St Suite 214 National City
4M Dr Robert Fremont	04	N	04-0353	02-A	7675 Dagget St 160 San Diego
4M Dr Rodriguez Dental Corp	10	N	10-0450	03-A	4527 Fanuel St San Diego
4M Dr Roland Goldberg	05	N	05-0964	03-A	3200 Adams Av Suite 202 San Diego
4M Dr Russell McCalley	05	N	05-1296	01-A	8915 Town Centre Dr Suite 112 San Diego
4M Dr Scott Becker DDS	08	N	08-0543	02-A	4320 Genesee Av Suite 201 San Diego
4M Dr Surillo's Children's Braces & Dentistry	18	N	18-0254	01-A	3046 Avenida de Portugal San Diego
4M Dr Susa Hong DDS	01	N	01-0239	01-A	4700 Spring St Suite 104 La Mesa
4M Dr Svarney	05	N	05-0952	03-A	11848 Bernardo Plaza Ct Unit 220 San Diego
4M Dr Toma & Dr Peters DDS	06	N	06-0668	01-A	3737 Morago Av B200 San Diego
4M Dr Vaheed Bayette DDS Dental Corp	09	N	09-1021	01-A	3530 Camino Del Rio N Suite 109 San Diego
4M Dr Virginia Mattson DMD	01	N	01-0223	01-A	2221 Camino Del Rio South Suite 107 San Dieg
4M Dr. Gary B. Carr, DDS	02	N	02-1458	02-A	11717 Bernardo Plaza Ct Suite 100 San Diego
4M Dr. Zak Northpark Dental Care	09	N	09-0922	03-A	6235 Lusk Bl San Diego
4M Dr. Zak San Diego Dental Care & Orthodc	06	N	06-0682	02-A	4167 Ohio St San Diego
4M East County Dental Center	16	N	16-0499	02-A	5625 Ruffin Rd Suite 200 San Diego
4M East County Dental Group	16	N	16-0470	03-A	13465 Camino Canada Suite 110A El Cajon
4M East Village Dental Goup	09	N	09-1050	01-A	337 W Madison Av El Cajon

Active Permits Metrowide at Year End

Report run on: Monday, January, 3 2022 3:52 pm

<i>Class Name</i>	<i>Area</i>	<i>SIU</i>	<i>Facility</i>	<i>Permit</i>	<i>Address</i>
4M Eastlake Dentistry	13	N	13-0564	01-A	1455 G St San Diego
4M Eastlake Elite Dental	13	N	13-0611	01-A	2400 Fenton St Suite 100 Chula Vista
4M Eastlake Implants & Laser Dentistry	13	N	13-0606	01-A	861 Harold Pl Suite 303 Chula Vista
4M Eastlake Periodontics & Implants	13	N	13-0584	01-A	890 Eastlake Py Suite 303 Chula Vista
4M Edent Shira Shasho DMD	04	N	04-0536	01-A	2452 Fenton St Suite 302 Chula Vista
4M Edmund W Jay DDS	05	N	05-0949	02-A	1038 Grand Av San Diego
4M Edward Farajzadeh, DDS	05	N	05-1334	01-A	3737 Moraga Av B300 San Diego
4M Edward Rabinovich	18	N	18-0249	01-A	3867 Clairemont Dr San Diego
4M Edward Reidy DDS	21	N	21-0264	03-A	3855 Avocado Bl Suite 250 La Mesa
4M El Cajon Family Health Center Dental	16	N	16-0847	01-A	9280 Mast Bl Santee
4M Elite Dental Care	13	N	13-0304	03-A	525 E Main St El Cajon
4M Emilia Hernandez Dental Office	19	N	19-0316	02-A	401 H St Suite 4 Chula Vista
4M Emily Bland DDS Inc	18	N	18-0241	01-A	1483 E Plaza Bl National City
4M Erez Nosrati	04	N	04-0317	03-A	6080 Lake Murrery Bl Suite B La Mesa
4M Eric Barajas	13	N	13-0603	01-A	525 Nautilus St La Jolla
4M Erik Ferrer DDS	03	N	03-0864	02-A	890 Eastlake Py Suite 304 Chula Vista
4M Erol S Apaydin	20	N	20-0294	02-A	9373 Mira Mesa Bl San Diego
4M Estrella Dental	13	N	13-0581	01-A	15835 Pomerado Rd Suite 302 Poway
4M Evelyn Ascough DDS	06	N	06-0669	01-A	2452 Fenton St Suite 100 Chula Vista
4M Evelyn Grace S Neglerio DMD Inc	03	N	03-1486	01-A	8953 Complex Dr San Diego
4M Evelyn Huaman DMD	09	N	09-1032	01-A	13295 Black Mountain Rd San Diego
4M Excel Dental	03	N	03-1461	01-A	3330 03rd Av Suite 200 San Diego
4M EZ Smile Dental	03	N	03-1448	01-A	9225 Mira Mesa Bl Suite 103 San Diego
4M FairEast Dental	10	N	10-0543	02-A	8226 Miramar Rd San Diego
4M Familiy First Dental Care	13	N	13-0617	01-A	4170 Fairmount Av San Diego
4M Family & Cosmetic Dentistry	14	N	14-0052	01-A	1392 E Palomar St Suite 201 Chula Vista
4M Family Dentistry	10	N	10-0584	01-A	1001 B Av Suite 111 Coronado
4M Family Dentistry	16	N	16-0503	03-A	5059 El Cajon Bl San Diego
4M Family Dentistry	16	N	16-0842	01-A	1782 Main St El Cajon
4M Family Dentistry	19	N	19-0254	03-A	312 Highland Av Suite 102 El Cajon
4M Family Dentistry	19	N	19-0409	01-A	1127 Highland Av National City
4M Family Dentistry of San Diego	19	N	19-0405	01-A	914 E 8th St National City
4M Family Health Center of San Diego Elm D	09	N	09-1072	01-A	140 Elm St San Diego
4M Family Health Center of San Diego Gross	34	N	34-0135	01-A	8788 Jamacha Rd Spring Valley
4M Family Health Center of SD Logan Height	11	N	11-0625	01-A	1809 National Av San Diego
4M Farakhian DDS Inc	09	N	09-1034	01-A	3500 05th St Suite 201 San Diego
4M Faye Tada DDS	05	N	05-0945	02-A	3737 Moraga Av B410 San Diego
4M Federrco Dracenberg DDS Inc	13	N	13-0589	01-A	890 Eastlake Py Suite 101 Chula Vista
4M Femme Abrosio DDS	01	N	01-0229	01-A	16918 Dove Canyon Rd Suite 204 San Diego
4M Ferdinand Tuazon DDS	19	N	19-0344	02-A	1235 E 8th St National City
4M First Impressions Dental	05	N	05-1317	01-A	3805 Clairemont Dr San Diego
4M First Tooth Pediatric Dentistry	15	N	15-0016	03-A	2775 Via De La Valle Suite 103 Del Mar
4M Fleming S Lee DDS	08	N	08-0445	03-A	1857 Cable St San Diego
4M Fletcher Family Dental	18	N	18-0266	01-A	2694 Navajo Rd Suite 100 La Mesa
4M Fletcher Hills Dental Arts	16	N	16-0486	02-A	595 N Westwind Dr El Cajon

Active Permits Metrowide at Year End

Report run on: Monday, January, 3 2022 3:52 pm

<i>Class Name</i>	<i>Area</i>	<i>SIU</i>	<i>Facility</i>	<i>Permit</i>	<i>Address</i>
4M Fletcher Hills Dental Implant & Oral Surge	16	N	16-0739	02-A	366 S Pierce St El Cajon
4M Florencio Burquez DDS	13	N	13-0596	01-A	2452 Fenton St Suite 102 Chula Vista
4M Frederick U Soldau DDS Inc	04	N	04-0323	02-A	850 Prospect St Suite 1 La Jolla
4M Frederick W Lindblam DDS	18	N	18-0192	02-A	5153 Jackson Dr La Mesa
4M Friendly Family Dental	05	N	05-0910	02-A	3774 Clairemont Dr San Diego
4M Fritzi Perez-Myers DMD	03	N	03-1484	01-A	9750 Miramar Rd Suite 160 San Diego
4M G Marquez DDS dba Otay Lakes Smiles	13	N	13-0565	01-A	2452 Fenton St Suite 200 Chula Vista
4M Garrett M Guess DDS, Inc	05	N	05-1344	01-A	8929 University Center Ln Suite 209 San Diego
4M Gary J Wokuluk DDS	16	N	16-0672	02-A	119 W Lexington Av El Cajon
4M Gary L Mcclanahan DDS	10	N	10-0424	02-A	2449 E Plaza Bl Suite A San Diego
4M Gary Pulsipher DDS	03	N	03-1425	01-A	10737 Camino Ruiz Suite 210 San Diego
4M Gary V Parcel DDS	16	N	16-0494	02-A	941 Broadway Suite A El Cajon
4M Gateway Dentistry	20	N	20-0247	02-A	15725 Pomerado Rd Suite 204 Poway
4M General Family Dentistry	16	N	16-0546	02-A	711 Avocado Av El Cajon
4M Gentle Care Family Dentistry	13	N	13-0192	04-A	340 4th Av Suite 16 Chula Vista
4M Gentle Dental Grossmont	18	N	18-0280	01-A	5565 Grossmont Center Dr #459 354 La Mesa
4M GIA Dental Group Inc.	13	N	13-0638	03-A	355 K st Unit A Chula Vista
4M Glenn E Gibson DDS	13	N	13-0604	01-A	885 Canarios Ct Suite 204 Chula Vista
4M Glenn J Hom DDS	09	N	09-1048	01-A	4410 30th St Suite B San Diego
4M Governor Dental	05	N	05-1318	01-A	4001 Governor Dr San Diego
4M Grand Dental Spa	04	N	04-0544	01-A	1776 Grand Av San Diego
4M Granite Hills Dental Team	16	N	16-0526	02-A	810 Jamacha Rd Suite 104 El Cajon
4M Grant McGann DDS	06	N	06-0681	01-A	7910 Frost St Suite 310 San Diego
4M Great Dental Group	13	N	13-0558	01-A	1310 3rd Av Suite A1 Chula Vista
4M Great Smile Dental	05	N	05-1333	01-A	5210 Balboa Av Suite A-2 San Diego
4M Gregory P Gechoff DDS	21	N	21-0217	04-A	8770 Cuyamaca St Suite 5 Santee
4M Gregory Culton DMD	33	N	33-0076	01-A	9929 Channel Rd Lakeside
4M Greyling Dental	06	N	06-0673	01-A	3289 Greyling Dr San Diego
4M Guobin He DDS	20	N	20-0265	01-A	13422 Pomerado Rd Suite 202 Poway
4M Guy Fox DDS & Amy Fox DDS	07	N	07-0130	02-A	8312 Lake Murray Bl Suite E San Diego
4M Guzman Dental Office	13	N	13-0582	01-A	2638 Main St Suite J Chula Vista
4M H H Hermes, DDS	16	N	16-0824	01-A	1530 Jamacha Rd Suite L El Cajon
4M H Jay Jacobson & Erick Sato DDS	16	N	16-0465	02-A	360 Highland Av El Cajon
4M Ham Sang Wong DDS	20	N	20-0079	03-A	12855 Pomerado Rd Suite A Poway
4M Ham Sang Wong DDS	22	N	22-0091	01-A	8085 Broadway Lemon Grove
4M Hamid Kheradmand DDS	07	N	07-0209	01-A	7424 Jackson Dr Suite 9 San Diego
4M Hanh Pham DDS Inc	20	N	20-0264	01-A	12307 Poway Rd Suite B Poway
4M Happy Smiles Dental Center	13	N	13-0623	01-A	1750 E Palomar St Suite 3 Chula Vista
4M Harmony Dental Group	04	N	04-0533	01-A	8950 Villa La Jolla Dr Suite B101 La Jolla
4M Harriet Seldin DMD	05	N	05-0946	04-A	3737 Moraga Av B113 San Diego
4M Healthy Habit Dental	20	N	20-0279	01-A	15525 Pomerado Rd Suite C9 Poway
4M Healthy Smile Dental Office	19	N	19-0403	01-A	1035 Highland Av National City
4M Heavenly Smiles Dentist	20	N	20-0301	02-A	15644 Pomerado Rd Suite 106 Poway
4M Henry Tran DDS	10	N	10-0583	01-A	4616 El Cajon Bl Suite 8 San Diego
4M Henry Tran DDS Inc	09	N	09-1037	01-A	4002 Park Bl Suite D San Diego

Active Permits Metrowide at Year End

Report run on: Monday, January, 3 2022 3:52 pm

<i>Class Name</i>	<i>Area</i>	<i>SIU</i>	<i>Facility</i>	<i>Permit</i>	<i>Address</i>
4M Hillcrest Annex Family Health Center Der	09	N	09-1071	01-A	4065 3rd Av San Diego
4M Hillcrest Dental Centre	09	N	09-0948	02-A	1060 University Av Unit A201 San Diego
4M Hillcrest Periodontics	09	N	09-1019	01-A	1000 W Washington St Suite 1 San Diego
4M Hilltop Dentistry	13	N	13-0255	02-A	11 Naples St Chula Vista
4M Horizon Dental Care	03	N	03-0855	03-A	10737 Camino Ruiz Suite 225 San Diego
4M Horizon Dental Group	16	N	16-0491	02-A	742 Broadway El Cajon
4M Hornbrook Center for Dentistry	18	N	18-0110	03-A	7777 Alvarado Rd Suite 210 La Mesa
4M Hsieh Dental Office	05	N	05-1312	01-A	4620 Convoy St Suite H San Diego
4M Huan-Tony Bao Ngo DDS	10	N	10-0439	03-A	6663 El Cajon Bl C San Diego
4M Huan-Tony Ngo DDS	03	N	03-1495	01-A	10717 Camino Ruiz Suite 155 San Diego
4M Hung Khai Nguyen DDS	10	N	10-0437	02-A	4712 El Cajon Bl G San Diego
4M Imperial Beach Family Dentistry	17	N	17-0030	01-A	629 09th St Imperial Beach
4M Instant Dental Care	16	N	16-0657	02-A	407 W Madison Av El Cajon
4M Integrity Dental	05	N	05-0950	02-A	3737 Moraga Av Suite B206 San Diego
4M Irene M Ting DMD, Inc	13	N	13-0580	01-A	2452 Fenton ST Suite 204 Chula Vista
4M Irene Sacamay Olaes DMD	03	N	03-0881	03-A	12335 World Trade Dr Suite 1B San Diego
4M Iris Dental	22	N	22-0090	01-A	6965 Broadway Lemon Grove
4M Isabella Avenue Dentistry	14	N	14-0027	02-A	1012 Isabella Av Coronado
4M Island in the Hills Dentistry	06	N	06-0685	01-A	10850 Baroque Ln Suite C San Diego
4M Ismole Dental	12	N	12-0121	02-A	4370 Palm Av Suite C San Diego
4M J Andrew Hunter DDS	16	N	16-0452	03-A	242 Avocado Av El Cajon
4M J H Fallon DDS	04	N	04-0366	02-A	4633 Ingraham St Suite A San Diego
4M Jamacha Dental	16	N	16-0441	04-A	767 Jamacha Rd El Cajon
4M James Berry DDS	05	N	05-1310	01-A	4540 Kearny Villa Rd Suite 116 San Diego
4M James F Mislal DDS	05	N	05-1342	01-A	3737 Moraga Av Suite A208 San Diego
4M James H Thompson Dmd	07	N	07-0126	02-A	7424 Jackson Dr 3 San Diego
4M James Mebust DDS	09	N	09-1049	01-A	4367 30th St San Diego
4M James Spalenka DDS	01	N	01-0241	01-A	16766 Bernardo Center Dr Suite 105 San Diego
4M Jane S Galang	19	N	19-0347	02-A	1415 E 8th St Suite 2 National City
4M Jassamine T Sunglao	18	N	18-0207	02-A	7900 El Cajon Av Suite D La Mesa
4M Jean Chan DDS	16	N	16-0457	03-A	260 E Chase Av El Cajon
4M Jeff Gray, DDS	18	N	18-0263	01-A	8555 Fletcher Py Suite 102 La Mesa
4M Jeffrey H Lind DMD	04	N	04-0518	01-A	4130 La Jolla Village Dr Suite 202 San Diego
4M JEFFREY JAVELET DDS	04	N	04-0284	02-A	7855 Fay Av Suite 210 La Jolla
4M Jeffrey L Muehl DDS, APCD	02	N	02-1460	01-A	11199 Sorrento Valley Rd Suite 208 San Diego
4M Jennifer Caruso DMD	03	N	03-0853	02-A	11279 Camino Ruiz San Diego
4M Jeramel Jardin DDS	18	N	18-0262	01-A	8805 La Mesa Bl La Mesa
4M Jeremy Factor DDS	10	N	10-0575	01-A	6719 Alvarado Rd Suite 301 San Diego
4M Jim Stewart DDS, MD	16	N	16-0477	03-A	406 S Magnolia Av El Cajon
4M Jin Yang DDS	05	N	05-1298	01-A	4310 Genesee Av Suite 108B San Diego
4M Jinhyun Cho DDS	20	N	20-0271	01-A	12285 Scripps Poway Py Suite 102 Poway
4M Joe Noto Nguyen DDS	20	N	20-0096	03-A	12511 Poway Rd Suite B Poway
4M Joesph Maldonado DDS	06	N	06-0663	01-A	10471 San Diego Mission Rd San Diego
4M John C Pawlak	18	N	18-0206	02-A	7900 El Cajon Av Suite F La Mesa
4M John D Dickie DMD	13	N	13-0309	02-A	345 F St Suite 180 Chula Vista

Active Permits Metrowide at Year End

Report run on: Monday, January, 3 2022 3:52 pm

<i>Class Name</i>	<i>Area</i>	<i>SIU</i>	<i>Facility</i>	<i>Permit</i>	<i>Address</i>
4M John J Taddey DDS Inc	04	N	04-0529	01-A	875 Prospect St Suite 301 La Jolla
4M John Joe Bacino DDS	16	N	16-0456	03-A	560 Brockton St El Cajon
4M John Lafleur DDS	34	N	34-0131	01-A	13910 Lyons Valley Rd Suite T Jamul
4M John Tillner Dental Corp	13	N	13-0575	01-A	769 Medical Center CT Suite 200 Chula Vista
4M Jonathan H Do, DDS	20	N	20-0266	01-A	13422 Pomerado Rd Suite 101 Poway
4M Jonathan Haynie DDS Inc	07	N	07-0203	01-A	6616 Mission Gorge Rd San Diego
4M Jose L Lopez DDS Inc	12	N	12-0222	02-A	3490 Palm Av Unit 1 San Diego
4M Joseph D'Angelo	04	N	04-0410	02-A	1111 Torrey Pines Rd Suite 101 San Diego
4M Joseph S Sparrow DDS	06	N	06-0476	03-A	3292 Sandrock Rd San Diego
4M Judmar S dimapilis DMD	18	N	18-0278	01-A	5565 Grossmont Center DR Suite 1209 La Mesa
4M Juergen Langenbach DMD	20	N	20-0090	04-A	15725 Pomerado Rd Suite 104 Poway
4M Julita G Trimor	19	N	19-0404	01-A	2240 E 2240 Bl Suite O National City
4M Karl Wehrle DDS	18	N	18-0247	01-A	8425 Grant Av La Mesa
4M Katherine Lee Lackner DDS	03	N	03-1471	01-A	9855 Erma Rd Suite 109 San Diego
4M Katherine Thompson DDS	04	N	04-0528	01-A	8950 Villa La Jolla Dr Suite A207 La Jolla
4M Kazuhiro Kato	05	N	05-1291	01-A	3707 Convoy St San Diego
4M Kearny Mesa Dentistry	05	N	05-0862	02-A	4488 Convoy St G San Diego
4M Keith Henderson DDS	01	N	01-0233	02-A	16766 Bernardo Center Dr Ste 201 San Diego
4M Kenny Williams DDS	18	N	18-0260	01-A	5565 Grossmont Center Dr Suite 220 La Mesa
4M Kensington Dental Group	10	N	10-0589	01-A	4142 Adams Av Suite 104 San Diego
4M Kensington Heights Dental	09	N	09-0929	02-A	4444 El Cajon Bl Suite 4 San Diego
4M Kensington Pediatric Dentistry	10	N	10-0578	01-A	4072 Adams Av San Diego
4M Keri Silva DDS, Inc.	08	N	08-0640	02-A	814 Morena Bl Suite 202 San Diego
4M Kevin Fitzpatrick, DDS, Inc.	15	N	15-0027	01-A	1333 Camino Del Mar Del Mar
4M Kevin Swartzberg DDS	22	N	22-0041	02-A	3050 Main St Lemon Grove
4M Kidz Place Dentistry	03	N	03-1450	01-A	4765 Carmel Mountain Rd Suite 210 San Diego
4M Korel Family Dentistry	16	N	16-0822	01-A	1265 Avocado Av Suite 102 El Cajon
4M Koshgeriam Surgical Dental Group	05	N	05-1313	01-A	3737 Moraga Av Suite B216 San Diego
4M Kotha Flamenco Dental Corp	18	N	18-0275	01-A	8860 Center Dr Suite 410 La Mesa
4M Kurt Hummeldorf and Eric Stalder	05	N	05-1287	01-A	2655 Camino Del Rio N Suite 140 San Diego
4M Kurt Stormberg DDS	18	N	18-0237	01-A	4333 Palm Av Suite C La Mesa
4M Kwang Park DDS	04	N	04-0537	01-A	3023 Bunker Hill St Suite 101 San Diego
4M La Jolla Dental	04	N	04-0343	04-A	8950 Villa La Jolla Dr Suite C210 La Jolla
4M La Jolla Dental Care	04	N	04-0306	04-A	7737 Herschel Av La Jolla
4M La Jolla Dental Group	04	N	04-0531	01-A	8950 Villa La Jolla Dr Suite 120B La Jolla
4M La Jolla Dental Image	04	N	04-0561	01-A	4150 Regents Park Rw Suite 200 La Jolla
4M La Jolla Dental Office	04	N	04-0520	01-A	7334 Girard Av Suite 104 San Diego
4M La Jolla Endodontics	04	N	04-0314	02-A	4130 La Jolla Village Dr Suite 205 La Jolla
4M La Jolla Village Smiles Dentistry and Imp	04	N	04-0535	01-A	8657 La Jolla Village Dr Suite 211 La Jolla
4M La Maestra Family Clinic, Inc	16	N	16-0840	01-A	165 S First St El Cajon
4M La Mesa Dental	18	N	18-0253	01-A	7872 La Mesa Bl La Mesa
4M La Mesa Dental Artistry	18	N	18-0264	01-A	8430 Lemon Av La Mesa
4M La Mesa Dental Center	18	N	18-0270	01-A	8334 University Av La Mesa
4M La Mesa Family Dental Group	18	N	18-0201	02-A	5680 Lake Murray Bl Suite B La Mesa
4M La Mesa Hills Dentistry	18	N	18-0138	03-A	8375 University Av La Mesa

Active Permits Metrowide at Year End

Report run on: Monday, January, 3 2022 3:52 pm

<i>Class Name</i>	<i>Area</i>	<i>SIU</i>	<i>Facility</i>	<i>Permit</i>	<i>Address</i>
4M La Mesa Modern Dental Group	18	N	18-0273	01-A	5620 Lake Murray Bl La Mesa
4M La Mesa Smiles & Family Detristry	18	N	18-0243	01-A	8419 La Mesa Bl Suite A La Mesa
4M La Mesa Village Dental	18	N	18-0109	03-A	4730 3rd St Suite C La Mesa
4M La Perle Dental	18	N	18-0251	01-A	7557 El Cajon Bl Suite B La Mesa
4M LaJolla Cosmetic Dentistry & Ortho	02	N	02-1431	01-A	4510 Executive Dr Suite 205 San Diego
4M Lakhani DDS Inc	04	N	04-0549	01-A	4655 Cass ST Suite 100 San Diego
4M Larry R Pawl DMD	18	N	18-0173	03-A	7339 El Cajon Bl Suite F La Mesa
4M Las Colinas Detention and Re-Entry Facili	21	N	21-0367	01-A	451 Riverview Parkway Santee
4M Latino Family Dental	13	N	13-0579	01-A	1635 3rd Av Suite D Chula Vista
4M Laurel M Morello DDS	16	N	16-0658	03-A	226 Avocado Av El Cajon
4M Lawrence Addleson DDS	09	N	09-0858	02-A	2840 5th Av Suite 300 San Diego
4M Lemon Grove Dental Inc	22	N	22-0078	02-A	8100 Broadway Lemon Grove
4M Lena Turner DMD	04	N	04-0532	01-A	7759 Herschel Av Suite D La Jolla
4M Leser Machado DDS	09	N	09-1041	01-A	501 Washington St Suite 710 San Diego
4M Libby Dental	05	N	05-0847	03-A	2333 Camino Del Rio S Suite 310 San Diego
4M Life Smiles Dental Care	04	N	04-0525	01-A	4130 La Jolla Village Dr Suite 105 La Jolla
4M Life Smiles Dental Care	13	N	13-0591	01-A	2260 Otay Lakes Rd Suite 110 Chula Vista
4M Life Smiles Dental Care	16	N	16-0820	01-A	1530 Hilton Head Rd Suite 111 El Cajon
4M Lighthouse Dental	08	N	08-0627	01-A	3625 Midway Dr Suite A San Diego
4M Lillian Liberto DDS	06	N	06-0480	02-A	10789 Tierrasanta Bl Suite 110 San Diego
4M Linda Vista Dentistry	05	N	05-1128	02-A	7440 Beagle St San Diego
4M Loc Bao DDS Inc	10	N	10-0417	03-A	4236 El Cajon Bl San Diego
4M Louis Paulerio DDS	08	N	08-0625	01-A	1635 Rosecrans St Suite A San Diego
4M Love Your Smile Dentistry	18	N	18-0134	02-A	4333 Palm Av Suite B La Mesa
4M Lynne A March DDS	10	N	10-0454	03-A	4685 Vista St San Diego
4M Lyudvig Vaniyants DDS	18	N	18-0236	01-A	6062 Lake Murrury Bl Suite 106 La Mesa
4M M Hirota DMD	19	N	19-0387	01-A	135 Civic Center Dr Suite 102 National City
4M M&M Dentalare	18	N	18-0272	01-A	4990 70th St La Mesa
4M Macatangay Dentistry	13	N	13-0629	01-A	890 Eastlake Wy Suite 201 Chula Vista
4M Mallempalli	03	N	03-0857	03-A	9359 Mira Mesa Bl San Diego
4M Manuel & Emily Lavarias DDS	13	N	13-0607	01-A	885 Canarios Ct Suite 206 Chula Vista
4M Manuel Arredondo Dental	13	N	13-0592	01-A	293 E Orange Av Chula Vista
4M Marc N Reis DDS	08	N	08-0466	02-A	4606 Voltaire St San Diego
4M Marcel Bougher DDS	07	N	07-0202	01-A	6280 Jackson Dr Suite 1 San Diego
4M Maria Dulce	05	N	05-1305	01-A	7878 Clairemont Mesa Bl Suite E San Diego
4M Maria Luisa VAles DMD	13	N	13-0594	01-A	88 E Bonita Rd Suite F Chula Vista
4M Marilyn Agbuya DDS	19	N	19-0314	02-A	1430 E Plaza Bl Suite E9 National City
4M Mario N Alberti Dental Office	02	N	02-0982	02-A	4520 Executive Dr Suite 250 San Diego
4M Marissa Tayag Dental Office	20	N	20-0104	02-A	12222 Poway Rd Suite 6 Poway
4M Maritessa Masangya DDS	19	N	19-0397	01-A	2207 Highland Av Suite 102 National City
4M Mark A Kretz DDS	08	N	08-0456	02-A	1775 Locust St San Diego
4M Mark Bishop DDS	05	N	05-1327	01-A	7525 Linda Vista Rd Suite B San Diego
4M Mark Evinger DDS	34	N	34-0127	01-A	9010 Campo Rd Spring Valley
4M Mark Olson	13	N	13-0599	01-A	752 Medical Center Ct Suite 212 Chula Vista
4M Maroon Lopez DDS, PC	13	N	13-0622	01-A	2648 Main St Suite A Chula Vista

Active Permits Metrowide at Year End

Report run on: Monday, January, 3 2022 3:52 pm

<i>Class Name</i>	<i>Area</i>	<i>SIU</i>	<i>Facility</i>	<i>Permit</i>	<i>Address</i>
4M Marsha Mirkin DMD	04	N	04-0463	02-A	4633 Ingraham St Suite B San Diego
4M Matosian Dental Corp aka Matosian Dentis	18	N	18-0259	01-A	8851 Center Dr Suite 301 La Mesa
4M Matthew S Cowman DDS	04	N	04-0358	03-A	1300 Grand Av Suite E San Diego
4M Maung Aye, DDS	13	N	13-0601	01-A	285 Quintard St Chula Vista
4M MCAS Miramar, 13th Dental Company	05	N	05-1347	01-A	7224 Mitscher Wy Bldg 2495 San Diego
4M McCormack Dental Imaging	18	N	18-0277	01-A	8860 Center Dr Suite 340 La Mesa
4M McLaughlin & Upatham DDS	08	N	08-0628	01-A	2445 Truxtun Rd Suite 104 San Diego
4M Meester & Olafsen DDS Inc	06	N	06-0667	01-A	3444 Kearny Villa Rd Suite 406 San Diego
4M Meigs Family Dentistry	13	N	13-0234	03-A	1040 Tierra Del Rey Suite 209 Chula Vista
4M Melina Marino DDS	03	N	03-1462	01-A	8901 Activity Rd Suite 203 San Diego
4M Melrose Dental Care	13	N	13-0472	02-A	1456 Melrose Av Chula Vista
4M Mesa Dental	05	N	05-1149	02-A	7625 Mesa College Dr Unit 100 San Diego
4M Mesa Dental	05	N	05-1341	01-A	7625 Mesa College San Diego
4M Mesa Dental Group	03	N	03-0863	02-A	9225 Mira Mesa Bl Suite 212 San Diego
4M Michael Buskirk DDS	18	N	18-0240	01-A	3855 Avocado Bl Suite 260 La Mesa
4M Michael Carter DMD	05	N	05-1321	01-A	3737 Moraga Av Suite B220 San Diego
4M Michael Copp DDS Inc	14	N	14-0053	01-A	120 C Av Suite 150 Coronado
4M Michael G McMahon DDS PDC	08	N	08-0641	01-A	3405 Kenyon St Suite 510 San Diego
4M Michael J Miller DMD	15	N	15-0017	05-A	2775 Via De La Valle Suite 101 Del Mar
4M Michael Maude DDS	03	N	03-1447	01-A	9340 Carmel Mountain Rd Suite D San Diego
4M Michael Maude DDS	16	N	16-0831	01-A	2638 Navajo Rd El Cajon
4M Michael Maurer DDS, Inc	16	N	16-0495	02-A	773 Broadway El Cajon
4M Michael Miroue Ds MSD Inc	16	N	16-0655	02-A	2752 Navajo Rd El Cajon
4M MICHELLE YAMADA DDS	08	N	08-0442	02-A	1802 Cable St San Diego
4M Mid-City Dental	10	N	10-0549	02-A	4090 El Cajon Bl Suite F San Diego
4M Milberg Orthodontics	09	N	09-1015	01-A	306 Walnut Av Suite 33 San Diego
4M Milberg Orthodontics	14	N	14-0054	01-A	1001 B Av Unit 101 Coronado
4M Million Hills Dental Group	09	N	09-1055	01-A	718 W Washington St San Diego
4M Mira Mesa Dental & Orthodontics	03	N	03-1483	01-A	9750 Miramar Rd Suite 260 San Diego
4M Mira Mesa Family Dentistry	03	N	03-1489	01-A	9225 Mira Mesa Bl Suite 218 San Diego
4M Miramar Dental Group	03	N	03-1455	01-A	7094 Miramar Rd Suite 112 San Diego
4M Miriam Tamoria Dental Clinic	19	N	19-0389	01-A	1132 E Plaza Bl Suite 202 National City
4M Mirta Javidan DMD	03	N	03-1451	01-A	9420 Mira Mesa Bl Suite G San Diego
4M Mission Bay Dental	04	N	04-0356	02-A	1324 Garnet Av San Diego
4M Mission Creek Family Dentistry	21	N	21-0354	01-A	9460 Cuyamaca St Suite 101 Santee
4M Mission Dental Center	07	N	07-0177	02-A	5995 Mission Gorge Rd Suite A San Diego
4M Mission Gorge Family & Cosmetic Dentis	07	N	07-0210	01-A	7451 Mission Gorge Rd San Diego
4M Mission Trails Dentistry	07	N	07-0207	01-A	6902 Navajo Rd San Diego
4M Mission Valley Dental Arts	05	N	05-1288	01-A	2333 Camino Del Rio S Suite 140 San Diego
4M MK Dental	09	N	09-1057	01-A	4365 Meade Av San Diego
4M Modern Dentistry	03	N	03-1460	01-A	4765 Carmel Mountain Rd Suite 208 San Diego
4M Mort Tuchin DDS	01	N	01-0231	01-A	16766 Bernardo Center DR Suite 106 San Diego
4M Murphy Canyon Dental Group	06	N	06-0676	01-A	5250 Murphy Canyon Rd Suite 122 San Diego
4M Myrna Lazaga DMD	20	N	20-0288	01-A	12307 Oak Knoll Rd Suite A Poway
4M Mziros Ortega DDS Inc	09	N	09-1024	01-A	3061 Wanut Av Suite 25 San Diego

Active Permits Metrowide at Year End

Report run on: Monday, January, 3 2022 3:52 pm

<i>Class Name</i>	<i>Area</i>	<i>SIU</i>	<i>Facility</i>	<i>Permit</i>	<i>Address</i>
4M N2 Periodontics & Implants	05	N	05-0937	02-A	3737 Moraga Av A104 San Diego
4M Najwaa Barakat DDS	05	N	05-1324	01-A	7830 Clairemont Mesa Bl Suite 203 San Diego
4M Naples Dental	13	N	13-0621	01-A	345 F St Suite 140 Chula Vista
4M Naples Plaza Dental Practice	13	N	13-0560	01-A	1072 3rd Av Suite A Chula Vista
4M Natural Dental Arts	09	N	09-1029	01-A	3501 4th Av San Diego
4M Navajo Estrella Dental	07	N	07-0166	03-A	8736 Lake Murray Bl Suite 108 San Diego
4M Nazli Kei DDS dba The Super Dentist	13	N	13-0590	01-A	345 F St Suite 260 Chula Vista
4M Neal Pham DDS	03	N	03-1498	01-A	9888 Carroll Centre Rd Suite 102 San Diego
4M Neighborhood Dental Group	10	N	10-0588	01-A	4276 54th Pl Unit A San Diego
4M Nelson Howard DDS Inc	01	N	01-0224	01-A	12540 Oaks North Dr Suite A3 San Diego
4M NeNi Shriver DDS	04	N	04-0521	01-A	7817 Ivanhoe Av Suite 304 San Diego
4M Ness Dental Corp dba Crown Dental Grou	19	N	19-0390	01-A	2405 Transportation Av National City
4M New Day Smile	18	N	18-0252	01-A	8881 Fletcher Py Suite 220 La Mesa
4M New Image Dental	05	N	05-1307	01-A	8989 Rio San Diego Dr Suite 170 San Diego
4M New Image Dentistry	19	N	19-0392	01-A	819 D Av Suite 101 National City
4M New Smile Dental	05	N	05-1340	01-A	7450 Clairemont Mesa Bl Suite 201 San Diego
4M New Smile Dentistry	05	N	05-1290	01-A	2780 Cardinal Rd Suite B San Diego
4M Nicholas Thacker DDS	21	N	21-0215	03-A	8770 Cuyamaca St Suite 1-A Santee
4M Nicholas Thacker DDS Inc	21	N	21-0366	01-A	8770 Cuyamaca St Suite 1-B Santee
4M Nicol R Cook	20	N	20-0083	02-A	15835 Pomerado Rd Suite 202 Poway
4M Nirmal Shah Dental Corp	13	N	13-0216	03-A	549 H St Suite A Chula Vista
4M NMRTU MCRD San Diego Dental Clinic	08	N	08-0635	01-A	43000 Midway Av Bldg 595 San Diego
4M Norma A Ramirez DDS	13	N	13-0209	03-A	230 F St Suite A Chula Vista
4M North Park Dental	10	N	10-0518	02-A	3426 University Av San Diego
4M North Park Family Health Center Dental	09	N	09-0900	02-A	3544 30th St San Diego
4M North Park Smiles	10	N	10-0579	01-A	3638 El Cajon Bl San Diego
4M Oak Tree Dental	20	N	20-0280	01-A	13368 Poway Rd Poway
4M Oasis Dentistry	05	N	05-1289	01-A	2020 Camino del Rio N Suite 108 San Diego
4M Ocean Beach Dental	08	N	08-0461	02-A	2176 Sunset Cliffs Bl San Diego
4M Olga Saiz Dental	13	N	13-0613	01-A	661 3rd Av Chula Vista
4M Omni Dental	08	N	08-0630	01-A	2535 Truxtun Rd Suite 200 San Diego
4M Open Wide La Jolla	04	N	04-0280	03-A	7509 Draper Av Suite B La Jolla
4M Orange Family Dental	10	N	10-0472	03-A	4205 Fairmount Av San Diego
4M Orthodontics Unlimited	16	N	16-0838	01-A	810 Jamacha Rd Suite 205 El Cajon
4M Otay Lakes Dental Care	13	N	13-0610	01-A	945 Otay Lakes Rd Suite H Chula Vista
4M Otay Lakes Dental Group	13	N	13-0456	03-A	2060 Otay Lakes Rd Suite 230 Chula Vista
4M Otay Mesa Detention Center	36	N	36-0013	01-A	7488 Calzada de la Fuente Otay Mesa
4M Pablo Liciaga DDS	08	N	08-0441	03-A	2115 Bacon St San Diego
4M Pacific Beach Family Dental	04	N	04-0351	02-A	4776 Cass St San Diego
4M Pacific Dental	03	N	03-1208	02-A	9330 Mira Mesa Bl Suite B San Diego
4M Pacific Dental Group	13	N	13-0188	03-A	310 3rd Av Suite C-1B Chula Vista
4M Pacific Highlands Dentistry Dental Group	03	N	03-1480	01-A	5965 Village Wy Suite E206 San Diego
4M Pacific SmileKrafters	04	N	04-0349	03-A	4603 Cass St San Diego
4M Padre Dental Group	09	N	09-1045	01-A	501 Washington St Suite 704 San Diego
4M Palm Dental Group	22	N	22-0093	01-A	7733 Palm St Suite 107 Lemon Grove

Active Permits Metrowide at Year End

Report run on: Monday, January, 3 2022 3:52 pm

<i>Class Name</i>	<i>Area</i>	<i>SIU</i>	<i>Facility</i>	<i>Permit</i>	<i>Address</i>
4M Palomar Dental Group	13	N	13-0388	02-A	664 Palomar St Suite 1103 Chula Vista
4M Park Dental Arts	08	N	08-0636	01-A	2312 6th Av San Diego
4M Park West Dental Group	09	N	09-0748	02-A	315 Walnut Av San Diego
4M Parvathi Pokala	05	N	05-1166	02-A	8031 Linda Vista Rd Unit 200 San Diego
4M Patricia Stewart	10	N	10-0440	02-A	6244 El Cajon Bl Suite 6 San Diego
4M Paul A Martin DDS	13	N	13-0612	01-A	277 Church Av Suite A Chula Vista
4M Paul C Davis DDS Inc	05	N	05-0927	02-A	4320 Genesee Av 102 San Diego
4M Paul H Van Horne DDS	18	N	18-0244	01-A	7200 Parkway Dr Suite 115 La Mesa
4M Paul Koepke DDS	06	N	06-0477	02-A	4926 La Cuenta Dr Suite 100 San Diego
4M PB Smile Studio	04	N	04-0542	01-A	4460 Olney St San Diego
4M PB Smiles Dentistry	04	N	04-0538	01-A	1975 Garnet Av Suite E San Diego
4M Peak Dental	03	N	03-0885	03-A	9320 Carmel Mountain Rd Suite A San Diego
4M Pearl Cosmetic and Family Dentistry	01	N	01-0249	01-A	13522 Sabre Sring Py Suite 201 San Diego
4M Pediatric Dentistry & Ortho	01	N	01-0222	01-A	11616 Iberia Pl San Diego
4M Pegah Salami	03	N	03-0879	03-A	12396 World Trade Dr Suite 208 San Diego
4M Penaquitos Point Family Dentistry	03	N	03-1438	01-A	12798 Rancho Penasquitos Bl Suite I San Diego
4M Peninsala Dental	08	N	08-0633	01-A	1537 Rosecrans St Suite C San Diego
4M Perfecta Dental Group	13	N	13-0387	02-A	314 Palomar St Chula Vista
4M Personalized Family Dentistry	01	N	01-0234	01-A	15805 Bernardo Center Dr Suite 115 San Diego
4M Peter Da DDS Inc	01	N	01-0124	02-A	11645 Duenda Rd San Diego
4M Peter Nordland DMD	04	N	04-0325	02-A	850 Prospect St Suite 7 La Jolla
4M Pierce Family Dentistry	03	N	03-1099	02-A	13161 Black Mountain Rd Unit 5 San Diego
4M Pierce Family Dentistry	03	N	03-1435	01-A	13161 Black Mountain Rd Suite 5 San Diego
4M Plaza Dentistry	01	N	01-0236	01-A	16769 Bernardo Center Dr Suite 17 San Diego
4M Point Loma Children's Dentistry	08	N	08-0624	01-A	2445 Truxtun Rd Suite 106 San Diego
4M Point Loma Dental Group	08	N	08-0619	01-A	1050 Rosecrans St Suite J San Diego
4M Poiset and Associates	06	N	06-0679	01-A	7930 Frost St Suite 101 San Diego
4M Pokala Chawla Dental Partnership	07	N	07-0206	01-A	7189 Navajo Rd Suite A San Diego
4M Pomerado Dental Arts	20	N	20-0278	01-A	15725 Pomerado Rd Suite 202 Poway
4M Pomerado Family Dental	20	N	20-0277	01-A	15706 Pomerado Rd Suite 201 Poway
4M Poway Dental Arts	20	N	20-0298	03-A	12620 Monte Vista Rd Suite D Poway
4M Poway Smiles Dentistry	20	N	20-0273	02-A	12630 Monte Vista Rd Suite 103 Poway
4M PQ Family Dental	03	N	03-1474	01-A	13223 Black Mountain Rd Suite 4 San Diego
4M Premier Dental	10	N	10-0582	01-A	4575 El Cajon Bl Suite A San Diego
4M Professional Dental Corp	05	N	05-1300	01-A	4320 Genesee Av Suite 203 San Diego
4M Professional Dental Corp	16	N	16-0829	01-A	343 E Lexington Av Suite 102 El Cajon
4M Promenade Dentists	15	N	15-0025	01-A	2710 Via de la Valle Suite B250 Del Mar
4M Purely Dental La Jolla	04	N	04-0300	04-A	7334 Girard Av Suite 101 La Jolla
4M Purely Dental La Jolla	04	N	04-0554	02-A	7334 Girard Av Suite 101 San Diego
4M Quy Lam Nguyen DDS	03	N	03-1449	01-A	8963 Mira Mesa Bl San Diego
4M R Scott Herrod DDS	18	N	18-0261	01-A	8600 La Mesa Bl Suite A La Mesa
4M Ranch Penasquitos Dental Center	03	N	03-1473	01-A	9955 Carmel Mountain Rd Suite 4 San Diego
4M Rancho Bernardo Advanced Dental Care	01	N	01-0129	04-A	16766 Bernardo Center Dr Suite 212 San Diego
4M Rancho Bernardo Cosmetic & Family Den	01	N	01-0237	01-A	12405 Rancho Bernardo Rd San Diego
4M Rancho Bernardo Dental Arts	01	N	01-0084	03-A	16810 Bernardo Center Dr San Diego

Active Permits Metrowide at Year End

Report run on: Monday, January, 3 2022 3:52 pm

<i>Class Name</i>	<i>Area</i>	<i>SIU</i>	<i>Facility</i>	<i>Permit</i>	<i>Address</i>
4M Rancho Del Rey Center for Periodontics &	13	N	13-0586	01-A	885 Canarios Ct Suite 202 Chula Vista
4M Rancho Dental	09	N	09-0747	02-A	1442 University Av San Diego
4M Rancho Dental Care	03	N	03-1493	01-A	9912 Carmel Mountain Rd Suite B San Diego
4M Rancho Penasquitos Dentistry Dental Gron	03	N	03-1481	01-A	9840 Carmel Mountain Rd San Diego
4M Rancho San Diego Dental Group	16	N	16-0830	01-A	2648 Jamacha Rd Suite 166 El Cajon
4M Randal Russ DDS	09	N	09-1046	01-A	3038 Meade Av San Diego
4M Randy L Wolff DDS	05	N	05-0944	03-A	3737 Moraga Av A302 San Diego
4M Raul Arrechea DDS dba Smart Dental Car	19	N	19-0247	03-A	2016 Highland Av National City
4M Ray Derakshan DMD	03	N	03-1094	02-A	11134 Rancho Carmel Dr Suite 103 San Diego
4M RB Hancock/GJ Stratigopoulos	05	N	05-0912	02-A	4808 Clairemont Mesa Bl San Diego
4M Real Dental Care	13	N	13-0614	01-A	690 E St Chula Vista
4M Regents Dental Group	04	N	04-0546	01-A	4150 Regents Park Rw Suite 215 San Diego
4M Renae L Wilson DDS	16	N	16-0821	01-A	275 W Madison Suite B El Cajon
4M Renato David Reyes DDS	19	N	19-0263	03-A	1625 Sweetwater Rd Suite G1 National City
4M Rexie M Oliveria DDS	19	N	19-0391	01-A	2220 E Plaza Bl Suite B National City
4M Reza Hekmat	01	N	01-0245	01-A	11665 Avena Pl Suite 104 San Diego
4M RGB Dental	01	N	01-0240	01-A	16471 Bernardo Center Dr Suite 200A San Dieg
4M Ricardo Peralta DDS Inc	03	N	03-1497	02-A	9855 Erma Rd Suite 103 San Diego
4M Richard Bialick PhD, DDS Inc	04	N	04-0543	01-A	8950 Villa La Jolla Dr Suite B220 La Jolla
4M Richard D Steinberg DDS	18	N	18-0265	01-A	9131 Fletcher Py Suite 112 La Mesa
4M Richard Dwing DDS	08	N	08-0631	01-A	3340 Kemper St Suite 201 San Diego
4M Richard Feinberg DDS	18	N	18-0279	01-A	5565 Grossmont Center Dr Suite 3257 La Mesa
4M Richard Harmetz DDS	05	N	05-0966	02-A	8899 University Center Ln Suite 180 San Diego
4M Richard Mercado DMD	09	N	09-1036	01-A	306 Walnut Av Suite 21 San Diego
4M Rick K Yamada DDS	04	N	04-0341	02-A	8950 Villa La Jolla Dr Suite A128 La Jolla
4M Rick Takahashi/Janet Yamate	13	N	13-0577	01-A	610 3rd Av Chula Vista
4M Rio Vista Family Dentistry	05	N	05-0855	03-A	8590 Rio San Diego Dr 110 San Diego
4M Rite Family Dental	03	N	03-1428	01-A	12330 Carmel Mountain Rd Suite C4 San Diego
4M RJ Donovan Correctional Facility Dental C	12	N	12-0326	01-A	480 Alta Rd San Diego
4M Rober A Alder DDS	09	N	09-0752	02-A	920 Washington Av San Diego
4M Robert A Rees DDS	04	N	04-0303	03-A	7761 Herschel Av La Jolla
4M Robert B Folk DDS	01	N	01-0226	01-A	11777 Bernardo Plaza Ct Suite 209 San Diego
4M Robert Bey DDS	06	N	06-0674	01-A	8787 Complex Dr Suite 100 San Diego
4M Robert Chin DDS	05	N	05-0886	02-A	6545 Balboa Av Suite A San Diego
4M Robert Gandola DDS	10	N	10-0438	03-A	7125 El Cajon Bl 2 San Diego
4M Robert Hagstrom DDS Inc	18	N	18-0129	03-A	8923 La Mesa Bl La Mesa
4M Robert Jacob DDS	05	N	05-1303	01-A	4617 Ruffner St Suite 200 San Diego
4M Robert Kim DDS	04	N	04-0345	03-A	8950 Villa La Jolla Dr Suite B124 La Jolla
4M Robert S Cheung & Esther Ong DDS	10	N	10-0513	02-A	4546 College Av San Diego
4M Robert Schaffer DDS	03	N	03-1440	01-A	12750 Carmel Country Rd Suite 205 San Diego
4M Robert Takano DDS	05	N	05-1311	01-A	8910 University Center Ln Suite 670 San Diego
4M Rodolfo H Picazo DDS	19	N	19-0248	02-A	1436 Highland Av National City
4M Rodolfo Orozco DDS, Alpine Oak Dental	32	N	32-0025	01-A	2065 Arnold Wy Suite 105 Alpine
4M Rolling Hills Family Dentistry	20	N	20-0282	01-A	12285 Scripps Poway Py Suite 104 Poway
4M Rossanne Sosa DDS	05	N	05-1285	01-A	7830 Clairemont Mesa Bl Suite 208 San Diego

Active Permits Metrowide at Year End

Report run on: Monday, January, 3 2022 3:52 pm

<i>Class Name</i>	<i>Area</i>	<i>SIU</i>	<i>Facility</i>	<i>Permit</i>	<i>Address</i>
4M Roxana Mashoon DDS	20	N	20-0084	03-A	15835 Pomerado Rd Suite 201 Poway
4M Roya Mirkhan DMD Inc	02	N	02-1389	01-A	12395 El Camino Real Suite 314 San Diego
4M RSD Dental Group & Orthodontics	16	N	16-0823	01-A	2907 Jamacha Rd Suite B El Cajon
4M Ruby Reyes DDS	03	N	03-1459	01-A	9225 Mira Mesa Bl Suite 104 San Diego
4M Rudolph Roman DMD	21	N	21-0361	01-A	9510 Cuyamaca St Suite 102 Santee
4M S David Rahnejat Dental Corp	16	N	16-0454	02-A	254 Avocado Av El Cajon
4M Sabine Purps	09	N	09-1047	01-A	1764 San Diego Av Suite 130 San Diego
4M Sabre Springs Dental	01	N	01-0244	01-A	12640 Sabre Springs Py Suite 103 San Diego
4M Sabre Springs Dentistry	03	N	03-1424	01-A	11385 Poway Rd Suite 103 San Diego
4M Sahawneh Dental Corp dba Bright Now!	16	N	16-0825	01-A	2502 Jamacha Rd El Cajon
4M Salt Creek Dental	13	N	13-0566	01-A	2452 Fenton St Suite 304 Chula Vista
4M Sam Kamgar-Parsi DDS	01	N	01-0136	02-A	11777 Bernardo Plaza Ct Suite 106 San Diego
4M Samar Atto DDS	16	N	16-0492	03-A	1252 Broadway Suite B El Cajon
4M Samson Yang DMd Inc	05	N	05-0913	02-A	5527 Clairemont Mesa Bl San Diego
4M San Diego Childrens Dental Health Center	09	N	09-0772	02-A	1270 24th St San Diego
4M San Diego Dental Group	18	N	18-0267	01-A	7557 El Cajon Bl Suite C La Mesa
4M San Diego Dental Group, Inc	05	N	05-1328	01-A	7825 Engineer Rd Suite 111 San Diego
4M San Diego Dental Studio	02	N	02-0683	02-A	6635 Flanders Dr Suite E San Diego
4M San Diego Periodontics & Implants	03	N	03-1421	01-A	10672 Wexford St Suite 220 San Diego
4M San Diego Periodontics & Implants Dentis	09	N	09-1031	01-A	4060 04th Av Suite 303 San Diego
4M San Diego Smile Dentistry	05	N	05-1302	01-A	7710 Balboa Av Suite 123 San Diego
4M San Diego Smiles	16	N	16-0730	02-A	895 Jackman St El Cajon
4M San Diego Trolley Dental Group	11	N	11-0423	03-A	6571 Imperial Av San Diego
4M San Ysidro Dental Care	12	N	12-0125	03-A	2004 Dairy Mart Rd San Diego
4M San Ysidro Health Chula Vista Medical Pl	13	N	13-0632	01-A	678 3rd Av Chula Vista
4M Sandra Chase DDS	09	N	09-1040	01-A	4410 30th St San Diego
4M Sanjay Dhir DDS Inc	04	N	04-0545	01-A	3939 Governor Dr Suite A San Diego
4M Santee Childrens Dentistry	21	N	21-0355	01-A	9450 Cuyamaca St Suite 101 Santee
4M Santee Dental Care	21	N	21-0362	02-A	8962 Carlton Hills Bl Santee
4M Santee Dental Group	21	N	21-0228	02-A	235 Town Center Py Suite D Santee
4M Santee Dental Team	21	N	21-0360	01-A	9456 Cuyamaca St Suite 103 Santee
4M Santee Family Dental Practice	21	N	21-0359	01-A	9225 Carlton Hills Bl Suite 9 Santee
4M Santee Signature Dental	21	N	21-0356	01-A	9560 Cuyamaca St Suite 103 Santee
4M Santee Smiles	21	N	21-0352	01-A	9331 Mission Gorge Rd Suite 105 Santee
4M Santee Town Center Dental and Orthodon	21	N	21-0358	01-A	246 Town Center Py Santee
4M Sarah Nabai DDS	15	N	15-0021	02-A	1401 Camino Del Mar Suite 120 Del Mar
4M Sasan K Parsi, DDS	13	N	13-0572	01-A	2452 Fenton St Suite 103 Chula Vista
4M Scott Rauvola DDS A Dental Corp	09	N	09-0882	02-A	2130 4th Av San Diego
4M Scripps Center For Dental Care	04	N	04-0289	02-A	9850 Genesee Av Suite 620 La Jolla
4M Scripps Family & Cosmetic Dentistry	03	N	03-1485	01-A	9855 Erma Rd Suite 137 San Diego
4M Scripps Pediatric Dentistry	03	N	03-1482	01-A	9840 Hilbert St Suite B4 San Diego
4M Scripps Poway Dental Care	03	N	03-1419	01-A	10549 Scripps Poway Py Suite I San Diego
4M Scripps Ranch Family Dentistry	03	N	03-1422	01-A	10299 Scripps Tr Suite F San Diego
4M Scripps Ranch periodontics & Implants	03	N	03-1458	01-A	9855 Erma Rd Suite 110 San Diego
4M Scripps Rock Dental	03	N	03-1427	01-A	12112 Scripps Summit Dr Suite C San Diego

Active Permits Metrowide at Year End

Report run on: Monday, January, 3 2022 3:52 pm

<i>Class Name</i>	<i>Area</i>	<i>SIU</i>	<i>Facility</i>	<i>Permit</i>	<i>Address</i>
4M Scripps West Dental	03	N	03-1453	01-A	9420 Mira Mesa Bl Suite D San Diego
4M SD Endodontics	18	N	18-0258	01-A	8860 Center Dr Suite 430 La Mesa
4M Sea Side Dental	04	N	04-0523	01-A	8950 Villa La Jolla DR Suite A105 La Jolla
4M Sean Daniels	03	N	03-1488	01-A	9750 Miramar Rd Suite 375 San Diego
4M Sean M Feely DDS	20	N	20-0263	01-A	12630 Monte Vista Rd Suite 109 Poway
4M Seaside Dentistry	08	N	08-0462	02-A	1499 Sunset Cliffs Bl San Diego
4M Seaside Pediatric Dentistry	03	N	03-1426	01-A	12036 Scripps Highland Dr Suite 100 San Diego
4M SeaSide Smiles	04	N	04-0527	01-A	875 Prospect ST Suite 202 La Jolla
4M Serena Family Dental	05	N	05-0914	04-A	4453 Clairemont Mesa Bl San Diego
4M Sergio Berkstein DDS	18	N	18-0246	01-A	8860 Center Dr Suite 440 La Mesa
4M Sevilla Dental Care	19	N	19-0253	02-A	1919 Highland Av National City
4M Sherman Lin, DDS	02	N	02-1446	01-A	5820 Oberlin Dr Suite 109 San Diego
4M Shibuya Kint DDS	13	N	13-0609	01-A	2452 Fenton St Suite 300 Chula Vista
4M Signature Dental	01	N	01-0255	01-A	16471 Bernardo Center Dr Suite 200 San Diego
4M Singing Hills Destistry	16	N	16-0826	01-A	2990 Jamacha Rd Suite 140 El Cajon
4M Siuman Fan DDS	09	N	09-1059	01-A	2221 S Camino Del Rio Suite 208 San Diego
4M Smile 4S Ranch	01	N	01-0251	01-A	16918 Dove Canyon Rd Suite 201 San Diego
4M Smile Art Dentistry	03	N	03-1457	01-A	9932 Mercy Rd Suite 104 San Diego
4M Smile Creations Dental Practice	05	N	05-1129	02-A	8018 Clairemont Mesa Bl San Diego
4M Smile Haven Dental Center	18	N	18-0245	01-A	4700 Spring St Suite 210 La Mesa
4M SmileBurst	22	N	22-0052	03-A	7040 Broadway Suite A27 Lemon Grove
4M SoCal Perio Dental Office	13	N	13-0600	01-A	450 4th Av Suite 409 Chula Vista
4M Soft Touch Dental Group	05	N	05-1034	03-A	3735 Clairemont Mesa Bl San Diego
4M Soloman Cantwell DDS	05	N	05-1306	01-A	7373 Clairemont Mesa Bl Suite 108F San Diego
4M Sophia Kalami DDS Inc	18	N	18-0257	01-A	8366 University AV La Mesa
4M Sorrento Brite Smile Dental	02	N	02-0669	03-A	9450 Scranton Rd 109 San Diego
4M Sorrento Dental Care	02	N	02-1457	01-A	9254 Scranton Rd Suite 108 San Diego
4M South Bay Dental	13	N	13-0583	01-A	345 F St Suite 290 Chula Vista
4M South Bay Dental Center	10	N	10-0423	03-A	2939 Alta View Dr San Diego
4M South Bay Family Dental	12	N	12-0315	01-A	1850 Coronado Av Suite 404 San Diego
4M South Bay Pediatric Dental Group	13	N	13-0585	01-A	2446 Fenton St Suite 102 Chula Vista
4M South Bay Plaza Dental	19	N	19-0402	01-A	1210 E Plaza Bl Suite 405 National City
4M South Clairemont Dentistry	05	N	05-1295	01-A	3796 Clairemont Dr San Diego
4M South Coast Dental	19	N	19-0381	02-A	202 Mile of Cars Wy National City
4M South Coast Endodontics	05	N	05-1346	01-A	3760 Convoy St Suite 330 San Diego
4M Southern California Veterinary Specialties	06	N	06-0664	01-A	5775 Chesapeake Ct San Diego
4M Southland Plaza Dental	12	N	12-0123	03-A	655 Saturn Bl Suite G San Diego
4M Southwest Dental	13	N	13-0563	01-A	1660 Broadway Suite 4 Chula Vista
4M Special Smiles	17	N	17-0031	01-A	600 Palm Av Suite 116 Imperial Beach
4M Spectrum Dental	05	N	05-1323	01-A	5375 Kearny Villa Rd Suite 103 San Diego
4M Spilotro Periodontics	05	N	05-1105	02-A	3805 Clairemont Dr Suite B San Diego
4M Spring Valley Dental Care	34	N	34-0129	01-A	3509 Sweetwater Springs Bl Suite 1 Spring Vall
4M Stanley Baquial DDS	05	N	05-0941	02-A	3737 Moraga Av B309 San Diego
4M Stanley Nakamura DDS	04	N	04-0324	03-A	850 Prospect St Suite 5 La Jolla
4M Stephan Family Dental	16	N	16-0827	01-A	860 Jamacha Rd Suite 201 El Cajon

Active Permits Metrowide at Year End

Report run on: Monday, January, 3 2022 3:52 pm

<i>Class Name</i>	<i>Area</i>	<i>SIU</i>	<i>Facility</i>	<i>Permit</i>	<i>Address</i>
4M Stephen Autin Lee DDS	20	N	20-0272	01-A	13035 Pomerado Rd Suite B Poway
4M Stephen D White DDS Inc	16	N	16-0659	02-A	266 Avocado Av Suite B El Cajon
4M Stephen Doan DDS	05	N	05-0970	03-A	8899 University Center Ln Suite 110 San Diego
4M Steve Schneider DDS	01	N	01-0232	01-A	11770 Bernardo Plaza CT Suite 260 San Diego
4M Steven J Byers DDS	10	N	10-0452	03-A	4403 Marlborough Av San Diego
4M Stonecrest Dental Group	03	N	03-1444	01-A	3737 Murphy Canyon Rd Suite C-2 San Diego
4M Stormberg Orthodontics	18	N	18-0136	04-A	4333 Palm Av Suite C La Mesa
4M Stowe Plaza Dental	20	N	20-0291	02-A	14077 Stowe Dr Suite 109 Poway
4M Suhir Aswad DDS	20	N	20-0281	01-A	13514 Pomerado Rd Suite A Poway
4M Summit Dental of La Mesa	18	N	18-0281	01-A	8530 La Mesa Bl Suite 204 La Mesa
4M Sun Valley Dental Care	16	N	16-0836	01-A	1209 E Main St El Cajon
4M Sunbow Family Dentistry	13	N	13-0559	01-A	1351 Medical Center Dr Suite B Chula Vista
4M Sunset Cliffs Dental	08	N	08-0626	01-A	1829 Sunset Cliffs Bl San Diego
4M Sunshine Dental Office	03	N	03-1476	01-A	9888 Carmel Mountain Rd Suite B San Diego
4M Sunshine Dentistry	09	N	09-0959	02-A	4230 30th St San Diego
4M Susan Chang DDS	05	N	05-1304	01-A	7380 Clairemont Mesa Bl Suite 100 San Diego
4M Sutra Dental Spa	18	N	18-0202	02-A	7851 University Av Suite 206 La Mesa
4M Sutton Advanced Dentistry	06	N	06-0602	02-A	5075 Ruffin Rd Suite C San Diego
4M Suzanne Tulenko DMD	13	N	13-0416	02-A	235 F St Chula Vista
4M Sweetwater Dental Corporation	19	N	19-0407	02-A	1727 Sweetwater Rd Suite 110 National City
4M Synergy Dental Group	05	N	05-1326	01-A	4428 Convoy St Suite 230 San Diego
4M Tai Huynh DDS	05	N	05-0881	02-A	2363 Ulric St A San Diego
4M Tanaka Dental Corporation	13	N	13-0202	02-A	212 Church Av Chula Vista
4M Tarabishi Dental Inc	05	N	05-1335	01-A	4223 Genesee Av Suite 109 San Diego
4M TERENCE B PEGEL DDS INC	02	N	02-0673	02-A	11772 Sorrento Valley Rd 201 San Diego
4M Terra Nova Family Dentistry	13	N	13-0597	01-A	374 E H St Suite 1710 Chula Vista
4M The Dentistry Collective	03	N	03-1478	01-A	11610 Ibera Pl Suite 202 San Diego
4M The Shores Dental	04	N	04-0530	01-A	7855 Fay Av Suite 260 La Jolla
4M Thomas Acierno DDS	05	N	05-1286	01-A	2615 Clairemont Dr San Diego
4M Thomas Doleski DDS	06	N	06-0489	02-A	9340 Clairemont Mesa Bl Suite C San Diego
4M Thomas K Brassington DDS	18	N	18-0125	02-A	8442 La Mesa Bl La Mesa
4M Thompson Center for Dentistry	13	N	13-0626	01-A	688 Old Telegrpah Canyon Rd Chula Vista
4M Thong Duong DDS	09	N	09-1058	01-A	4448 University Av Suite D San Diego
4M Tierrasanta Dental Group	06	N	06-0680	01-A	10405 Tierrasanta Bl San Diego
4M Tierrasanta Plaza Dental	06	N	06-0482	02-A	10715 Tierrasanta Bl Suite C San Diego
4M Tierrasanta Plaza Dental	06	N	06-0661	01-A	10715 Tierrasanta Bl Suite C San Diego
4M Tiki Lam DDS	04	N	04-0403	02-A	7334 Girard Av Suite 102 La Jolla
4M Timothy Thomas DDS	09	N	09-1027	01-A	306 Walnut Av Suite 38 San Diego
4M Todd Pizzi DDS	15	N	15-0012	03-A	13983 Mango Dr Suite 201 Del Mar
4M Toma & Petros DDS Inc	05	N	05-0942	02-A	3737 Moraga Av B311 San Diego
4M Tony G Chammas DMD	06	N	06-0675	01-A	7910 Frost St Suite 160 San Diego
4M Tooth Foundation Periodontics & Dental I	03	N	03-1413	01-A	12778 Rancho Penesquitos Bl Suite B San Diego
4M Torrey Del Mar Dentistry	02	N	02-1390	01-A	13859 Carmel Valley Rd Suite D San Diego
4M Torrey Hills Dental	03	N	03-1452	01-A	4765 Carmel Mountain Rd Suite 101 San Diego
4M Torrey Hills Family Dentistry	03	N	03-1456	01-A	4765 Carmel Mountain Rd Suite 209 San Diego

Active Permits Metrowide at Year End

Report run on: Monday, January, 3 2022 3:52 pm

<i>Class Name</i>	<i>Area</i>	<i>SIU</i>	<i>Facility</i>	<i>Permit</i>	<i>Address</i>
4M Torrey Pines Dental Arts	04	N	04-0288	02-A	9850 Genesee Av Suite 720 La Jolla
4M Torrey Pines Pediatric Dentistry and Adul	02	N	02-1385	01-A	12395 El Camino Real St Suite 312 San Diego
4M Tower Dentistry	16	N	16-0747	02-A	2397 Fletcher Py El Cajon
4M Town & Country Dental	19	N	19-0261	03-A	1536 Sweetwater Rd Suite E National City
4M Town & County Dental Arts	20	N	20-0098	03-A	13512 Poway Rd Poway
4M Town Center Dentistry	01	N	01-0235	01-A	11968 Bernardo Plaza Dr San Diego
4M Town Centre Dental	13	N	13-0598	01-A	234 3rd AV Suite A Chula Vista
4M Town Square Family Dentistry	05	N	05-1338	01-A	4731 Clairemont Dr Suite 101 San Diego
4M Tracey Lysander DDS	01	N	01-0228	01-A	11665 Avena Pl Suite 105 San Diego
4M Transdental Family Care	03	N	03-1490	01-A	9009 Mira Mesa Bl San Diego
4M Transdental Family Care	04	N	04-0526	01-A	864 Prospect St La Jolla
4M Trilla R Cajuns DDS Inc	13	N	13-0608	01-A	890 Eastlake Py Suite 206 Chula Vista
4M Trinity Family Dental	18	N	18-0239	01-A	7557 El Cajon Bl Suite A La Mesa
4M Truesmile Dental	05	N	05-1319	01-A	2171 Ulric St Suite 100 San Diego
4M Truesmile Dental	21	N	21-0357	01-A	9466 Cuyamaca St Suite 103 Santee
4M Tuan Le DDS Inc	07	N	07-0125	02-A	6280 Jackson Dr 3 San Diego
4M Twin Oaks Family Dentistry	13	N	13-0477	02-A	230 F St Suite D Chula Vista
4M Twin Oaks Periodontics	13	N	13-0206	03-A	230 F St Suite C Chula Vista
4M Twin Peaks Dentistry	20	N	20-0270	01-A	14761 Pomerado Rd Poway
4M U Dream Dental San Diego	05	N	05-1322	01-A	7808 Clairemont Mesa Bl Suite 101 San Diego
4M Ucare Dental	02	N	02-1447	01-A	6255 Lusk Bl Suite 250 San Diego
4M Universal Dental Smiles	09	N	09-0910	02-A	1835 El Cajon Bl Suite E San Diego
4M University Avenue Dental Group	10	N	10-0448	02-A	6324 University Av San Diego
4M Uptown Dental Office	09	N	09-0790	02-A	3315 4th Av San Diego
4M Urban Dental	09	N	09-1052	01-A	1111 06th Av Suite 510 San Diego
4M USN; Naval Base Coronado - NASNI	08	N	08-0646	01-A	NAS North Island San Diego
4M USN; Naval Medical Readiness and Train	09	N	09-1065	01-A	34800 Bob Wilson Dr Bldg 1 San Diego
4M USN;Naval Amphibious Base Branch Den	08	N	08-0657	01-A	3538 Bougainville Rd Bldg 506 San Diego
4M USN;Naval Medical Readiness and Traini	11	N	11-0594	02-A	2310 Craven St Bldg 3230 San Diego
4M UTC Periodontics and Oral Implantology	02	N	02-1441	01-A	4510 Executive Dr Suite 202 San Diego
4M V & S Dentistry	16	N	16-0463	02-A	2526 Fletcher Py El Cajon
4M Vaida Avery DDS Inc.	04	N	04-0363	03-A	2036 Hornblend St San Diego
4M Valley View Dental Office	34	N	34-0124	01-A	12 Worthington St Suite 101 Spring Valley
4M Vernon T K Au DDS	18	N	18-0157	02-A	5340 Jackson Dr La Mesa
4M Vicente Miramor DDS Inc	13	N	13-0421	02-A	276 Church Av Unit C Chula Vista
4M Victor Chou, DDS	13	N	13-0571	01-A	394 Broadway Suite A Chula Vista
4M Victor H Carrillo Professional Dental Corj	13	N	13-0465	03-A	333 H St Suite 1015 Chula Vista
4M Victor X Crawford DDS	10	N	10-0520	02-A	5106 Federal Bl Suite 209 San Diego
4M Village Center Dentistry	03	N	03-0686	02-A	9982 Scripps Ranch Bl San Diego
4M Village Children Dentistry	05	N	05-0911	03-A	3065 Clairemont Dr Suite C San Diego
4M Village Dental Group & Orthodontics	13	N	13-0624	01-A	878 Eastlake Py Suite 1511 Chula Vista
4M Village Hillcrest Dental	09	N	09-1044	01-A	501 Washington St Suite 740 San Diego
4M Vivencio Arante DDS Inc	13	N	13-0593	01-A	865 3rd Av Suite 120 Chula Vista
4M W. Peter Nordland DMD Inc	04	N	04-0558	02-A	850 Prospect St 7 San Diego
4M Waiel Y Putrus DDS	19	N	19-0249	02-A	2004 Highland Av National City

Active Permits Metrowide at Year End

Report run on: Monday, January, 3 2022 3:52 pm

<i>Class Name</i>	<i>Area</i>	<i>SIU</i>	<i>Facility</i>	<i>Permit</i>	<i>Address</i>
4M Walnut Ave Dentistry	09	N	09-1026	01-A	305 Walnut Av San Diego
4M Walter D Andrada DDS	03	N	03-0888	02-A	9330 Carmel Mountain Rd Suite B San Diego
4M Walter Drexler DMD	21	N	21-0351	01-A	8760 Cuyamaca St Suite 205 Santee
4M Washington Dentistry	16	N	16-0669	02-A	1008 E Washington Av El Cajon
4M Western Dental	05	N	05-0916	02-A	3802 Clairemont Mesa Bl San Diego
4M Western Dental	13	N	13-0556	01-A	1101 Broadway Chula Vista
4M Western Dental	19	N	19-0319	02-A	1539 E Plaza Bl National City
4M Western Dental #578	11	N	11-0595	02-A	286 Euclid Av Suite 201 San Diego
4M Western Dental 249	19	N	19-0406	01-A	1540 E Plaza Bl National City
4M Western Dental dba Dental/Ort	20	N	20-0105	03-A	12649 Poway Rd Poway
4M Western Dental Services	16	N	16-0487	02-A	583 2nd St El Cajon
4M Westview Dental Office	03	N	03-1431	01-A	13350 Camino Del Sur Suite 6 San Diego
4M Wilfred Baltazar Jr DDS	03	N	03-0859	02-A	9329 Mira Mesa Bl San Diego
4M William Bremner DDS	05	N	05-1035	02-A	3660 Clairemont Dr Suite 11 San Diego
4M William Briggs DDS	05	N	05-0909	02-A	3782 Clairemont Dr San Diego
4M William Britton Jr DDS	03	N	03-0858	02-A	9292 Mira Mesa Bl San Diego
4M William Combs DDS	20	N	20-0276	01-A	13525 Midland Rd Suite A Poway
4M William E Gable DDS	03	N	03-0838	02-A	9855 Erma Rd Suite 138 San Diego
4M William Larson DMD	06	N	06-0670	01-A	3755 Murphy Canyon Rd Suite D San Diego
4M William P Racicot	20	N	20-0286	01-A	13206 Carriage Rd Suite 105 Poway
4M William V Carlo DMD	05	N	05-1315	01-A	9040 Friars Rd Suite 535 San Diego
4M Woodside Dental Office	13	N	13-0220	02-A	498 Hale St Chula Vista
4M World of Smiles Pediatric Dentistry	03	N	03-1430	01-A	10672 Wexford ST Suite 285 San Diego
4M Xceptional Dental	08	N	08-0629	01-A	2044 Chatsworth Bl San Diego
4M Xiaochen Yin DDS	10	N	10-0580	01-A	5296 University Av Suite I San Diego
4M Xuan Lan	09	N	09-0738	04-A	3823 8th Av San Diego
4M Xusheng Mu DDS Inc	05	N	05-1170	02-A	4716 Clairemont Mesa Bl San Diego
4M Yam Gan DMD	03	N	03-1472	01-A	9606 Tierra Grande St Suite 205 San Diego
4M Yo Imai-Marshall DDS	18	N	18-0276	01-A	3855 Avocaco Bl Suite 200 La Mesa
4M Yolanda Garcia Loretta DDS	05	N	05-1294	01-A	3750 Convoy St Suite 307 San Diego
4M Yoshindo Shibuya DDS Inc	13	N	13-0184	02-A	468 3rd Av Chula Vista
4M Yumin Tu DDS	03	N	03-1423	01-A	10737 Camino Ruiz Suite 230 San Diego
4Z BAE Systems, Information Electronics Sy	01	N	01-0021	04-A	16250 Technology Dr San Diego
4Z Brantner & Associates Inc	16	N	16-0774	03-A	1700 Gillespie Wy El Cajon
4Z Century Tubes Inc	03	N	03-0586	04-A	7910 Dunbrook Rd San Diego
4Z Certified Metal Craft	16	N	16-0396	04-A	877 Vernon Wy El Cajon
4Z Top Brass and Metal Refinishing	34	N	34-0003	04-A	2731 Via Orange Wy Suite 112 Spring Valley
5 3D Systems	01	N	01-0173	02-A	8332 Case St La Mesa
5 Abingdon Circuits	06	N	06-0503	01-A	16550 W Bernardo Dr Bldg 5 San Diego
5 ACON Laboratories	03	N	03-1195	02-A	4550 Kearny Villa Rd Suite 208 San Diego
5 Action Trophies & Engraving	13	N	13-0512	01-A	6865 Flanders Dr Suite B San Diego
5 Advanced HPC	05	N	05-1193	02-A	1485 Country Vistas Ln Bonita
5 Advanced Micro Devices Inc	06	N	06-0514	01-A	4887 Ronson Ct San Diego
5 Advanced Products International LLC	13	N	13-0342	02-A	9619 Chesapeake Dr San Diego
5 Advanced Scientific Supply	06	N	06-0423	01-A	648 Marsat Ct Unit A Chula Vista

Active Permits Metrowide at Year End

Report run on: Monday, January, 3 2022 3:52 pm

<i>Class Name</i>	<i>Area</i>	<i>SIU</i>	<i>Facility</i>	<i>Permit</i>	<i>Address</i>
5 AGIGA Tech Inc	01	N	01-0201	01-A	5474 Complex Dr Suite 501 San Diego
5 Agouron Pharmaceuticals	02	N	02-0858	01-A	12220 World Trade Dr Suite 200 San Diego
5 All American Semiconductor	03	N	03-1022	01-A	11085 N Torrey Pines Rd La Jolla
5 Alliant Tech Systems	05	N	05-0790	01-A	9585 Candida St San Diego
5 Allied Electronics	03	N	03-1247	01-A	8880 Daggett St San Diego
5 Alpine Bike Shop	32	N	32-0010	01-A	15373 Innovation Dr Suite 380 San Diego
5 Alpine Collision	32	N	32-0011	01-A	2612 Alpine Bl Alpine
5 Alpine Electric	21	N	21-0275	01-A	1620 Alpine Bl Alpine
5 Alpine Gas and Diesel	32	N	32-0014	01-A	01666 N Magnolia Av Suite I El Cajon
5 Alpine Mountain Garage	32	N	32-0015	01-A	1145 Tavern Rd Alpine
5 Altera Corp	02	N	02-1122	01-A	1626 Alpine Bl Alpine
5 Aminteron Systems Inc	35	N	35-0033	01-A	9330 Scranton Rd Suite 400 San Diego
5 Amkor Technology	02	N	02-1118	01-A	1738 Somerlane St El Cajon
5 Amswede Corporation	13	N	13-0345	01-A	5465 Morehouse Dr San Diego
5 Anthony's Fish Grotto	05	N	05-0726	00-A	149 Reed Ct Chula Vista
5 Aps Electric	05	N	05-1195	01-A	5232 Lovelock St San Diego
5 Aquamarine Seafood	11	N	11-0252	01-A	8304 Clairemont Mesa Bl Unit 209 San Diego
5 Aquamarine Seafood Brokerage	11	N	11-0253	01-A	565 Harbor Ln San Diego
5 Aquatic Warehouse	06	N	06-0230	00-A	565 Harbor Ln San Diego
5 Archer Corporation	06	N	06-0368	00-A	5466 Complex St Suite 204 San Diego
5 AristaMD Inc	02	N	02-1145	01-A	4247 Ponderosa Av Suite E San Diego
5 Arm Holdings US Inc	02	N	02-1138	01-A	11099 N Torrey Pines Rd Suite 250 San Diego
5 ASE US	02	N	02-0991	01-A	5355 Mira Sorrento Pl Suite 290 San Diego
5 AV Net	03	N	03-1245	01-A	5405 Morehouse Dr San Diego
5 AveXis, Inc.	02	N	02-1363	01-A	15231 Avenue of Science San Diego
5 Ayalas Welding	34	N	34-0094	01-A	4224 Campus Point Ct Suite 105 San Diego
5 Bager Electronics Inc	03	N	03-1248	01-A	9030 Birch St Spring Valley
5 Baja Powder Coating and Iron Works	13	N	13-0518	01-A	15373 Innovation Dr Suite 205 San Diego
5 Balboa Ambulance	06	N	06-0228	00-A	444 Anita St Space 114 Chula Vista
5 Bardon Quality Cabinetry Enterprises	21	N	21-0169	01-A	6342 Riverdale St San Diego
5 Barrio Logan College Institute	11	N	11-0560	01-A	9434 Abraham Wy Santee
5 Bayview Cremation & Burial	13	N	13-0344	01-A	1807 Main St San Diego
5 BCM Manufacturing (Vertek International	12	N	12-0258	01-A	815 3rd Av Chula Vista
5 Bearcom	05	N	05-1239	01-A	2297 Niels Bohr Ct Suite 207 San Diego
5 Bestway Cleaners	07	N	07-0116	01-A	8290 Vickers St San Diego
5 Billups Rothenburg	02	N	02-1297	01-A	8792 Navajo Rd San Diego
5 Bioformatix Inc	03	N	03-1347	01-A	4178 Sorrento Valley Bl Unit H San Diego
5 Biophase.com	02	N	02-1114	01-A	12396 World Trade Dr Suite 315 San Diego
5 Biopioneer Inc	02	N	02-1298	01-A	5405 Morehouse Dr Unit 135 San Diego
5 Black Angus	03	N	03-1152	01-A	3956 Sorrento Valley Rd Unit 200 San Diego
5 Blue-Green Construction Inc	02	N	02-1076	01-A	10750 Camino Ruiz San Diego
5 Boyd Anderson Photography	16	N	16-0283	00-A	12526 High Bluff Dr Suite 300 San Diego
5 BPC Printers	02	N	02-0134	03-A	500 Broadway Suite D El Cajon
5 Brown Bag Deli	08	N	08-0401	01-A	4202 Sorrento Valley Bl Suite S San Diego
5 Bumblebee Tuna and Tenants	06	N	06-0582	01-A	1912 Rosecrans St San Diego

Active Permits Metrowide at Year End

Report run on: Monday, January, 3 2022 3:52 pm

<i>Class Name</i>	<i>Area</i>	<i>SIU</i>	<i>Facility</i>	<i>Permit</i>	<i>Address</i>
5 C Lloyd Johnson	13	N	13-0452	01-A	9655 Granite Ridge Dr San Diego
5 CAD Design	05	N	05-1216	01-A	1690 Brandywine Av Chula Vista
5 Cadence Design Systems Inc	03	N	03-1069	01-A	4858 Mercury St Suite 103 San Diego
5 California Electric Supply	13	N	13-0536	01-A	15015 Avenue of Science Suite 100 San Diego
5 California Electric Supply	16	N	16-0812	01-A	1011 Bay Bl Chula Vista
5 California Industrial Fabrics	12	N	12-0189	01-A	1080 N Johnson Av El Cajon
5 California Pipeline Technology	18	N	18-0053	00-B	2325 Marconi Ct San Diego
5 Car Quest Auto Parts	22	N	22-0062	01-A	8418 La Mesa Bl La Mesa
5 Casa de Martinez Mexican Restaurant	09	N	09-0388	01-A	7553 Broadway Lemon Grove
5 CEA	33	N	33-0057	01-A	3930 30th St San Diego
5 CED San Diego	06	N	06-0642	01-A	8447 Holsofar Rd El Cajon
5 Center for Neurologic Study	02	N	02-0875	01-A	5457 Ruffin Rd San Diego
5 Chase Pacific	03	N	03-1246	01-A	9850 Genesee Av Suite 320 La Jolla
5 Chiyoda Integre	12	N	12-0292	01-A	10636 Scripps Summit Ct Suite 101 San Diego
5 Chris Wimpey Studio	08	N	08-0502	01-A	9335 Airway Rd Suite 106 San Diego
5 Circuit Board Consortium	03	N	03-0924	01-A	1612 W Lewis St San Diego
5 City Boxing Training Center	04	N	04-0251	03-A	9747 Businesspark Av San Diego
5 City Electric Supply	21	N	21-0339	01-A	1559 Garnet Av San Diego
5 CMF Distribution	13	N	13-0538	01-A	10729 Wheatlands Ave Santee
5 Commercial Builders Inc	03	N	03-1085	01-A	2445 Fenton St Chula Vista
5 Competitive Metals Inc	35	N	35-0034	01-A	9550 Waples St Suite 105 San Diego
5 Consolidated Electrical Distributors Inc	03	N	03-1304	01-A	135 Cypress Ln El Cajon
5 Covance Inc	02	N	02-1283	01-A	12396 World Trade Dr Suite 217 San Diego
5 Cox Communications	05	N	05-1110	01-A	10300 Campus Point Dr Suite 225 San Diego
5 Credo Sheet Metal	03	N	03-1258	01-A	5651 Copley Dr San Diego
5 Cricket Communications	02	N	02-0901	01-A	12164 Middlebrook Sq San Diego
5 Crockett and Company Inc	34	N	34-0061	01-A	4031 Sorrento Valley Bl San Diego
5 CVS Pharmacy # 9240	13	N	13-0213	04-A	5120 Robinwood Rd Suite A-22 Spring Valley
5 Dai Dong USA Inc	12	N	12-0280	01-A	380 H St Chula Vista
5 Dark Prince Studios	16	N	16-0799	01-A	2320 Paseo De Las America Suite 103 San Dieg
5 Datacap Inc	02	N	02-0093	01-A	852 De Ann Ln El Cajon
5 Dawn Media	09	N	09-0706	01-A	11558 Sorrento Valley Rd Suite 7 San Diego
5 Deck Coating Specialists	05	N	05-0785	02-A	2801 4th Av San Diego
5 Del Mar Aesthetics	02	N	02-1170	01-A	6980 Convoy Ct San Diego
5 Deseret Industries	13	N	13-0163	01-A	13983 Mango Dr Suite 102 San Diego
5 Design Institute	03	N	03-0356	01-A	1773 Broadway Chula Vista
5 Details Inc	01	N	01-0186	01-A	8515 Commerce Av San Diego
5 Diamond Head Inn	04	N	04-0440	01-A	18333 Saint Etienne Ln San Diego
5 Direct EDI Inc	06	N	06-0598	01-A	605 Diamond St San Diego
5 Domestic Linen Supply Company Inc	03	N	03-1058	01-A	4669 Murphy Canyon Rd San Diego
5 Earle Associates Inc	05	N	05-1196	01-A	7734 Arjons Dr Suite B San Diego
5 Eastman Enterprises	06	N	06-0611	01-A	7585 Ronson Rd Suite 200 San Diego
5 eFactor Media Inc	01	N	01-0085	00-B	11360 Portobelo Dr Unit 1 San Diego
5 Elcelyx Therapeutics Inc	02	N	02-1270	01-A	17150 Via Del Campo Suite 303 San Diego
5 Elmag Inc	06	N	06-0646	01-A	11975 El Camino Real Suite 305 San Diego

Active Permits Metrowide at Year End

Report run on: Monday, January, 3 2022 3:52 pm

<i>Class Name</i>	<i>Area</i>	<i>SIU</i>	<i>Facility</i>	<i>Permit</i>	<i>Address</i>
5 Empire Steel Building	02	N	02-1278	01-A	5466 Complex St Suite 208 San Diego
5 Enecotech Southwest Inc	06	N	06-0406	00-A	5230 Carroll Canyon Rd Suite 300 San Diego
5 Entrada Networks Inc	02	N	02-0839	01-A	6160 Fairmount Av Suite A San Diego
5 Equitable Advisors	02	N	02-1269	01-A	10070 Mesa Rim Rd San Diego
5 Equity Management Inc	03	N	03-0990	01-A	4370 La Jolla Village Dr Suite 400 San Diego
5 Escape Holidays	21	N	21-0342	01-A	7756 Trade St Suite C San Diego
5 Eskew Mold	03	N	03-1358	01-A	9540 Pathway St Santee
5 Espuma Distributing	13	N	13-0511	01-A	8525 Arjons Dr Suite M San Diego
5 Euroart Frames	13	N	13-0540	01-A	727 E J St Chula Vista
5 Eurotec Engineering	12	N	12-0295	01-A	790 Palomar St Suite D Chula Vista
5 Fall Enterprises Inc	21	N	21-0259	01-A	9765 Marconi Dr Suite 101 San Diego
5 Far-Tech	02	N	02-1519	01-A	9409 Abraham Wy Santee
5 Featuristics Machine Inc	03	N	03-0526	02-A	3550 General Atomics Ct Bldg 2226 San Diego
5 Fiber-Tech Auto Parts	21	N	21-0019	00-A	7014 Carroll Rd San Diego
5 Filtration Systems Inc	35	N	35-0036	01-A	10809 Prospect Av Santee
5 FLW Inc	01	N	01-0191	01-A	12184 Vista del Cajon Rd Lakeside
5 Foray Technologies	09	N	09-0989	01-A	16496 Bernardo Center Dr Suite 208 San Diego
5 Four Square Productions Inc	06	N	06-0538	01-A	3911 5th Av San Diego
5 Fracture Investigations	06	N	06-0501	01-A	5205 Kearny Villa Wy San Diego
5 Frazee Paint	04	N	04-0476	01-A	4718 Renovo Wy San Diego
5 Freeze Frame Inc	04	N	04-0228	02-A	980 Hornblend St San Diego
5 Fresh Tech USA	12	N	12-0299	01-A	1720 South Shores Rd San Diego
5 Future Active Industrial	05	N	05-1241	01-A	9865 Marconi Dr Suite C San Diego
5 G B Sales	03	N	03-0451	01-A	6256 Greenwich Dr San Diego
5 General Analytical Labs	01	N	01-0216	01-A	7720 Kenamar Ct Suite A San Diego
5 Global Plastics Solutions	09	N	09-0972	01-A	16780 W Bernardo Dr San Diego
5 Globe Auto Tech	10	N	10-0375	01-A	4070 Goldfinch St San Diego
5 Gold Fever US	10	N	10-0565	01-A	3889 Euclid Av San Diego
5 Gold Fever US	10	N	10-0566	01-A	5404 El Cajon Bl San Diego
5 Good Earth	05	N	05-0086	00-B	5071 Federal Bl San Diego
5 Goodbody Gear	33	N	33-0058	01-A	7922 Armour St San Diego
5 Grace Tabernacle	12	N	12-0198	02-A	10546 Valle Vista Rd Lakeside
5 Granite Gold	06	N	06-0589	01-A	7015 Alamitos Av San Diego
5 Harborside Refrigerated Services	11	N	11-0540	01-A	3914 Murphy Canyon Rd San Diego
5 HART Energy	06	N	06-0609	01-A	802 Terminal St San Diego
5 Havoc Publishing	03	N	03-0316	01-A	8745 Aero Dr Unit 305 San Diego
5 Heilind	03	N	03-1231	01-A	9808 Waples St San Diego
5 Helen Jane Dyson	02	N	02-1256	01-A	9400 Activity Rd Suite C San Diego
5 Hexman Glass Masters	35	N	35-0012	02-A	10550 N Torrey Pines Rd Suite MB2 San Diego
5 His Business Mfg Co	16	N	16-0379	00-A	1177 Greenfield Dr Suite F Santee
5 Hitachi Home Electronics	13	N	13-0537	01-A	1180 N Johnson Av El Cajon
5 HLS Research	02	N	02-1233	01-A	2420 Fenton St Chula Vista
5 Homestead Studio Suites	02	N	02-1044	01-A	3366 N Torrey Pines Ct Suite 310 La Jolla
5 I G Electronics	12	N	12-0276	01-A	9880 Pacific Heights Bl San Diego
5 IDL Corporation	16	N	16-0814	01-A	464 W Calle Primera San Ysidro

Active Permits Metrowide at Year End

Report run on: Monday, January, 3 2022 3:52 pm

<i>Class Name</i>	<i>Area</i>	<i>SIU</i>	<i>Facility</i>	<i>Permit</i>	<i>Address</i>
5 Industrial Fire Sprinkler Company Inc	11	N	11-0489	01-A	1941 Friendship Dr Suite A El Cajon
5 Industrial Polishing Services Inc	12	N	12-0148	02-A	3845 Imperial Av San Diego
5 Industrial Rubber Supply	16	N	16-0729	01-A	9465 Customhouse Pz Suite H-1 San Diego
5 Inflatable Market Place	16	N	16-0548	01-A	1099 N Cuyamaca St El Cajon
5 Innovative Solutions	10	N	10-0567	01-A	1810 Gillespie Wy Suite 202 El Cajon
5 International Galvanizing Inc	13	N	13-0529	01-A	513 Kingswood St San Diego
5 Inzi Display America Inc	12	N	12-0291	01-A	819 Anchorage Pl Chula Vista
5 Ista North america	06	N	06-0612	01-A	7880 Airway Rd Suite B6E San Diego
5 Iwai Metal America Co LTD	13	N	13-0521	01-A	4715 Viewridge Av Suite 100 San Diego
5 IWAI Metal Company	12	N	12-0302	01-A	3130 Bonita Rd Suite 204 Chula Vista
5 Jaann	19	N	19-0379	01-A	2320 Paseo De Las America Suite 202 San Dieg
5 JB General Distributions	13	N	13-0514	01-A	2602 Transportation Av Suite F National City
5 JFE Shoji Steel America Inc	13	N	13-0520	01-A	986 Paseo Del Paso Chula Vista
5 JS Terminal Corp	13	N	13-0541	01-A	821 Kuhn Dr Suite 202 Chula Vista
5 Kamita International	06	N	06-0645	01-A	891 Kuhn Dr Chula Vista
5 Kennaret Enterprises	05	N	05-1203	02-A	8755 Aero Dr San Diego
5 KGL America Inc	13	N	13-0546	01-A	8148 Ronson Rd Unit E San Diego
5 Konnetica	02	N	02-0703	02-A	660 Bay Bl Chula Vista
5 KSA Electronics	09	N	09-0973	01-A	9833 Pacific Heights Bl Suite C San Diego
5 Kyocera Communications Inc	02	N	02-1115	01-A	1081 Camino Del Rio S Suite 205 San Diego
5 L-3/Titan Corporation Unidyne	19	N	19-0381	01-A	9520 Towne Centre Dr San Diego
5 La Jolla Electric Inc	16	N	16-0557	01-A	202 Mile of Cars Wy National City
5 Lattice Semiconductor	02	N	02-0864	01-A	449 Vernon Wy El Cajon
5 Legend Films	02	N	02-1116	01-A	5355 Mira Sorrento Pl Suite 100 San Diego
5 Liquid Environmental Solutions	02	N	02-1061	01-A	3721 Valley Centre Dr Suite 500 San Diego
5 LMI Global Inc	02	N	02-1140	01-A	11855 Sorrento Valley Rd Suite C San Diego
5 Lopez & Sons Inc	10	N	10-0146	01-A	11211 Sorrento Valley Dr Suite E San Diego
5 Mad Engine Inc	12	N	12-0303	01-A	6402 Akins Av San Diego
5 Magic Carpet	18	N	18-0172	01-A	8917 Kerns St Suite 100 San Diego
5 Marscot Marine and Industrial Supply	13	N	13-0517	01-A	7232 University Av La Mesa
5 Marshall's Industrial Hardware	03	N	03-0731	00-A	2446 Main St Suite V Chula Vista
5 Martin Studios	35	N	35-0040	01-A	8423 Production Av San Diego
5 Masterson Creative	03	N	03-1056	01-A	8021 Wing Av Suite B El Cajon
5 Maxwell Technologies Inc	06	N	06-0630	01-A	7434 Trade St San Diego
5 Medical Office/Lab for Dr Walter K Nahn	05	N	05-1137	01-A	5271 Viewridge Ct Suite 100 San Diego
5 Medical Offices	01	N	01-0166	01-A	7695 Cardinal Ct Suite 200 San Diego
5 Medigene Inc	03	N	03-1354	01-A	17140 Bernardo Center Dr Suite 150 San Diego
5 Medis Products	02	N	02-0866	02-A	10650 Scripps Ranch Bl Suite 206 San Diego
5 Meiki	13	N	13-0522	01-A	4186 Sorrento Valley Bl San Diego
5 Mervyn's Department Store	03	N	03-1150	01-A	3450 Bonita Rd Suite 107 Chula Vista
5 Metacomp / Patriot Scientific	01	N	01-0113	01-A	8140 Mira Mesa Bl San Diego
5 Metallurgical Inspection Tech	07	N	07-0153	01-A	10989 Via Frontera San Diego
5 MGH Granite Works	18	N	18-0223	01-A	4678 Alvarado Canyon Rd San Diego
5 MicroElectronics	03	N	03-0413	01-A	6351 Nancy Ridge Dr San Diego
5 Microsemi Corporation	01	N	01-0194	01-A	15822 Bernardo Center Dr Suite B San Diego

Active Permits Metrowide at Year End

Report run on: Monday, January, 3 2022 3:52 pm

<i>Class Name</i>	<i>Area</i>	<i>SIU</i>	<i>Facility</i>	<i>Permit</i>	<i>Address</i>
5 Mitchell International	03	N	03-0473	01-B	9889 Willow Creek Rd San Diego
5 Mouser Corp	16	N	16-0769	01-A	1810 Gillespie Way Suite 101 El Cajon
5 Multi Tenant Retail and Office Spaces	04	N	04-0475	01-A	7825 Fay Av San Diego
5 MVP Services	09	N	09-0977	01-A	3990 Old Town Av Suite A115 San Diego
5 Napa Auto Parts	12	N	12-0307	01-A	8353 Otay Mesa Rd San Diego
5 National City Library	19	N	19-0380	01-A	1401 National City Bl National City
5 National University	06	N	06-0567	01-A	3580 Aero Ct San Diego
5 NCR Corporation	01	N	01-0103	00-A	17095 Via Del Campo San Diego
5 Net Burner	02	N	02-1141	01-A	5405 Morehouse Dr Suite 200 San Diego
5 New Ironing Board Dry Cleaners	34	N	34-0017	01-A	9764 Campo Rd Spring Valley
5 No Second Thoughts Inc	12	N	12-0297	01-A	1333 30th St Suite D San Diego
5 Nobel Associates	05	N	05-0993	01-A	4350 La Jolla Village Dr Suite 300 San Diego
5 North County Metals	03	N	03-1259	01-A	12753 War Horse St San Diego
5 Nu Horizons electronics Corp	06	N	06-0613	01-A	6050 Santo Rd Unit 175 San Diego
5 O & S California Inc	12	N	12-0293	01-A	9731 Siempre Viva Rd Suite E San Diego
5 Occupational Services	02	N	02-1004	01-A	6397 Nancy Ridge Dr San Diego
5 Office Building	02	N	02-1195	01-A	11975 El Camino Real Suite 300 San Diego
5 Omnitron Biosciences	06	N	06-0623	01-A	3090 Admiral Av San Diego
5 Opticomm	03	N	03-0929	01-A	6827 Nancy Ridge Dr San Diego
5 Orkin Pest Control	06	N	06-0672	01-A	3944 Murphy Canyon Rd Ste C103 San Diego
5 Otay Electric Distribution Group	12	N	12-0294	01-A	9850 Via De La Amistad San Diego
5 P R Electronics	01	N	01-0187	01-A	11225 W Bernardo Ct Suite A San Diego
5 Pacific Design Specialists Inc	03	N	03-0925	01-A	5230 Carroll Canyon Rd Suite 102 San Diego
5 Pacific Ergonomics	02	N	02-1066	02-A	10457 Roselle St Suite F San Diego
5 Pacific Investors Group	21	N	21-0241	01-A	9420 Cuyamaca St Santee
5 Pacific Magnetics Inc	19	N	19-0275	01-A	2602 Transportation Av National City
5 Pacific Sun Pool & Spa	03	N	03-1257	01-A	8550 Production Av San Diego
5 Painting Specialties	09	N	09-0979	01-A	2622 Covington Rd San Diego
5 Palm Nail	12	N	12-0224	03-A	3398 Palm Av Suite D San Diego
5 Panasonic Industrial Devices Sales Compa	06	N	06-0628	01-A	4995 Murphy Canyon Rd Suite 105 San Diego
5 Paradowskis Swim & Sport	05	N	05-0688	01-A	7962 Convoy Ct San Diego
5 PCSD-Feighner Research	09	N	09-0974	01-A	1550 Hotel Circle N Suite 450 San Diego
5 PEC of America Corp	12	N	12-0250	01-A	2297 Niels Bohr Ct Suite 100 San Diego
5 PEC of America Corp	12	N	12-0278	01-A	2320 Paseo De Las America Suite 107 San Dieg
5 Peck's Heavy Friction Inc	35	N	35-0027	01-A	1301 Pepper Dr El Cajon
5 PETE's Paleo	03	N	03-1218	02-A	7678 Miramar Rd San Diego
5 Photon Research Association	02	N	02-0494	00-A	5720 Oberlin Dr San Diego
5 PNB Audio	35	N	35-0044	01-A	380 Vernon Wy Suite I El Cajon
5 Polymer Technology	34	N	34-0100	01-A	228 Dewitt Ct Spring Valley
5 Potter Electric	19	N	19-0377	01-A	1343 Wilson Av National City
5 Precision Cutting Services	34	N	34-0101	01-A	1207 Emerald Heights Rd Spring Valley
5 Price Buster Wholsale	12	N	12-0049	01-A	424 W Calle Primera San Diego
5 ProSource of San Diego	03	N	03-0936	02-A	6730 Top Gun St San Diego
5 Quest Building Products	03	N	03-0579	03-A	8860 Kenamar Dr Suite 301 San Diego
5 Quest-Rep Inc/Xilinx Inc	03	N	03-1227	01-A	6496 Weathers Pl Suite 210 San Diego

Active Permits Metrowide at Year End

Report run on: Monday, January, 3 2022 3:52 pm

<i>Class Name</i>	<i>Area</i>	<i>SIU</i>	<i>Facility</i>	<i>Permit</i>	<i>Address</i>
5 Quikcad	20	N	20-0121	01-A	12439 Poway Rd Suite B Poway
5 Quintiles	02	N	02-1261	01-A	10188 Telesis Ct Suite 400 San Diego
5 Ram Protective Coatings	01	N	01-0184	01-A	18332 Saint Etienne Ln San Diego
5 Ramada Limited	11	N	11-0525	01-A	3878 Dalbergia Ct San Diego
5 Rancho Engraving Inc	03	N	03-1283	01-A	12265 World Trade Dr Suite A San Diego
5 RapidBond	13	N	13-0547	01-A	1579 Jayken Wy A Chula Vista
5 Raytheon	02	N	02-1223	01-A	9985 Pacific Heights Bl Suite 200 San Diego
5 Research Works	03	N	03-1356	01-A	12396 World Trade Dr Suite 313 San Diego
5 Residence Inn	03	N	03-1188	01-A	12011 Scripps Highlands Dr San Diego
5 Rexel	35	N	35-0043	01-A	1333 N Magnolia Av El Cajon
5 Richlong International (Sandberg Industrie	12	N	12-0248	01-A	9986 Via De La Amistad Suite D San Diego
5 RM Structures	03	N	03-1349	01-A	8515 Arjons Dr Suite E San Diego
5 Rohm Electronics	02	N	02-1187	01-A	6020 W Cornerstone St Suite 320 San Diego
5 ROHM Semiconductor USA LLC	03	N	03-1224	01-A	6815 Flanders Dr Suite 150 San Diego
5 Romero Custom Polishing	35	N	35-0032	01-A	208 Greenfield Dr El Cajon
5 Rush Motorsport	18	N	18-0179	01-A	7633 El Cajon Bl Suite 210 La Mesa
5 Safety-Kleen Systems Inc	16	N	16-0575	01-A	197 Vernon Wy El Cajon
5 Salestronics	13	N	13-0503	02-A	861 Harold Pl Unit 307 Chula Vista
5 San Diego Blood Bank	09	N	09-0527	04-A	3636 Gateway Center Av San Diego
5 San Diego Boat Movers	07	N	07-0158	01-A	6996 Mission Gorge Rd Suite A San Diego
5 San Diego Hardware	09	N	09-0818	01-A	840 5th Av San Diego
5 Santa Fe Business Center	03	N	03-0643	01-A	7310 Miramar Rd San Diego
5 Sanyo E & E Corporation	12	N	12-0061	01-A	2001 Sanyo Av San Diego
5 Sanyo Plastics Compound America Inc	13	N	13-0335	01-A	765 3rd Av Chula Vista
5 Schafer International	13	N	13-0513	01-A	220 Surrey Dr Chula Vista
5 Schneider National Inc	12	N	12-0252	01-A	9093 Airway Rd San Diego
5 Seacoast Electric Co	19	N	19-0378	01-A	2702 Southport Wy Suite D National City
5 Senti-Metal	18	N	18-0181	01-A	4636 Parks Av La Mesa
5 Sharp Rees-Stealy	03	N	03-1408	01-A	10670 Wexford St San Diego
5 Sherwin Williams	09	N	09-0945	01-A	1760 5th Av San Diego
5 Sherwin Williams Paint	05	N	05-1163	01-A	4802 Convoy St San Diego
5 Sherwin-Williams	03	N	03-1254	02-A	11975 Carmel Mountain Rd Unit 608 San Diego
5 Sherwin-Williams Paint	05	N	05-1225	01-A	2231 Morena Bl San Diego
5 Silva Case Works	19	N	19-0175	01-A	105 W 35th St Suite M National City
5 Skip Products	04	N	04-0477	01-A	14 Venice Ct San Diego
5 Slacker Radio	01	N	01-0190	01-A	16935 W Bernardo Dr Suite 270 San Diego
5 Smart Bidders	01	N	01-0202	01-A	18736 Caminito Cantilena Suite B San Diego
5 So Cal Gold Company	20	N	20-0252	01-A	14969 Pomerado Rd Suite C Poway
5 So Cal Gold Company	21	N	21-0326	01-A	9267 Mission Gorge Rd Santee
5 So Cal Gold Company	34	N	34-0106	01-A	4618 Avocado Bl Spring Valley
5 Soapmaking Studio	22	N	22-0086	01-A	7301 Mount Vernon St Lemon Grove
5 Son Zee Inc	19	N	19-0285	01-A	1445 Tidelands Av National City
5 Sony Online Entertainment	03	N	03-1242	01-A	8958 Terman Ct San Diego
5 South Bay Leather	13	N	13-0371	02-A	3358 Main St Chula Vista
5 ST Microelectronics	02	N	02-0988	01-A	4690 Executive Dr La Jolla

Active Permits Metrowide at Year End

Report run on: Monday, January, 3 2022 3:52 pm

<i>Class Name</i>	<i>Area</i>	<i>SIU</i>	<i>Facility</i>	<i>Permit</i>	<i>Address</i>
5 Startline Auto Parts	10	N	10-0322	01-A	3821 32nd St San Diego
5 Stemedica Cell Technology	02	N	02-1226	01-A	5375 Mira Sorrento Pl Suite 100 San Diego
5 Struc Steel Inc	34	N	34-0107	01-A	11227 Constellation Dr Spring Valley
5 Sun Coast Remodelers	06	N	06-0606	01-A	9163 Chesapeake Dr San Diego
5 Synergy Bmx Products	34	N	34-0108	01-A	2430 Doubletree Rd Spring Valley
5 Sys Technologies	06	N	06-0420	03-A	5050 Murphy Canyon Rd Suite 120 San Diego
5 Tanabe USA Inc	05	N	05-0973	01-A	7930 Convoy Ct San Diego
5 Target Stores	03	N	03-1151	01-A	8251 Mira Mesa Bl San Diego
5 Teal Pipe and Supply	21	N	21-0327	01-A	9489 Mission Park Pl Santee
5 Technology Insights	02	N	02-0741	02-A	6540 Lusk Bl San Diego
5 Tedders Metal Products	35	N	35-0046	01-A	206 Greenfield Dr Apt H El Cajon
5 Texas Instruments Inc	02	N	02-1188	01-A	9276 Scranton Rd Suite 450 San Diego
5 The Engraving Store	05	N	05-1205	01-A	4223 Genesee Av Suite 110 San Diego
5 The Link Apartments	09	N	09-0025	04-A	707 17th St San Diego
5 Tijuana National Wildlife Preserve	17	N	17-0015	02-A	301 Caspian Wy Suite A Imperial Beach
5 Tinsmith Old Town San Diego	09	N	09-0978	01-A	2613 San Diego Av San Diego
5 Tippet Inc	03	N	03-0577	01-A	8504 Commerce Av Suite A San Diego
5 Todd Pipe and Supply	05	N	05-0779	00-A	1004 Cudahy Pl San Diego
5 Tokyo Components USA Inc	05	N	05-1242	01-A	8322 Clairemont Mesa Bl San Diego
5 Toshiba America Electronics	01	N	01-0183	01-A	15015 Avenue of Science San Diego
5 Tracon Pharmaceuticals	05	N	05-1251	01-A	8910 University Center Ln Suite 700 San Diego
5 Trang Sewing	09	N	09-0252	01-A	2935 El Cajon Bl San Diego
5 TSRI Hazen Lab	02	N	02-1184	01-A	10630 John Jay Hopkins Dr San Diego
5 TSRI Skaggs NMR	02	N	02-1354	01-A	10582 John Jay Hopkins Rd San Diego
5 Tucker Sadler Noble Castro Architects	09	N	09-0434	00-A	2411 2nd Av San Diego
5 United States Container	13	N	13-0155	01-A	1675 Brandywine Av Suite B Chula Vista
5 Universal Steel Fabrication	19	N	19-0372	01-A	135 Civic Center Dr Suite 101 National City
5 Vape Up USA	13	N	13-0548	01-A	1079 3rd Av Chula Vista
5 Vaping Lab	04	N	04-0503	01-A	5785 La Jolla Bl San Diego
5 Vee Parts and Accessories	21	N	21-0276	01-A	01666 N Magnolia Av Suite B Santee
5 Verdict International	12	N	12-0301	01-A	2320 Paseo De Las America Suite 110 San Dieg
5 Vertek-BCM	12	N	12-0279	01-A	2320 Paseo De Las America Suite 110 San Dieg
5 Viplex Industries	03	N	03-0983	01-A	8680 Miralani Dr Suite 135 San Diego
5 Vitronics Corp	03	N	03-1252	01-A	10965 Chardonnay Pl San Diego
5 Walters Wholesale Electric Co	03	N	03-1239	01-A	10031 Old Grove Rd San Diego
5 Welders Supply & Equipment	11	N	11-0214	00-A	3091 Market St San Diego
5 West Coast Installers	20	N	20-0062	02-A	12170 Tech Center Dr Poway
5 Westside Building Material LLC	03	N	03-0341	01-A	7465 Carroll Rd San Diego
5 Whittier Institute For Diabetes	02	N	02-0329	01-A	9894 Genesee Av La Jolla
5 Woodfin Suites Hotel	02	N	02-1045	01-A	10044 Pacific Mesa Bl San Diego
5 Worldwide Auto Parts	22	N	22-0019	01-A	7702 Broadway Lemon Grove
5 Xencor Inc	02	N	02-1260	01-A	12770 High Bluff Dr San Diego
5 Xtreme Gadget	03	N	03-1350	01-A	7736 Arjons Dr San Diego
6 A&A Best Septic Pumping	25	N	25-0613	01-A	1155 Calle Loreto Campo
6 A1 Septic Services	25	N	25-0563	03-A	9787 Snow View Dr El Cajon

Active Permits Metrowide at Year End

Report run on: Monday, January, 3 2022 3:52 pm

<i>Class Name</i>	<i>Area</i>	<i>SIU</i>	<i>Facility</i>	<i>Permit</i>	<i>Address</i>
6 Abbott Septic Service	25	N	25-0458	07-A	321 B St Ramona
6 AC&D Pump Services Inc	25	N	25-0440	08-A	8968 Ridgeton Ln Lakeside
6 Action Cleaning Corporation	25	N	25-0040	28-A	1668 Newton Av San Diego
6 Acuario Sanitation	25	N	25-0461	07-A	552 Alta Rd Suite D San Diego
6 All American Septic Pumping & Services	25	N	25-0558	03-A	29265 Twain Wy Valley Center
6 All In Pumping	25	N	25-0611	01-A	1006 Poplar St Ramona
6 Amerivet Contracting Inc	25	N	25-0620	01-A	1706 Hoover Av National City
6 Andy Gump Inc	25	N	25-0417	09-A	1540 Pioneer Wy El Cajon
6 Anytime Septic Service Inc	25	N	25-0017	22-A	8867 Gardena Rd Lakeside
6 A-Pot Rentals Inc	25	N	25-0020	27-A	9113 Olive Dr Spring Valley
6 Black Gold Industries	25	N	25-0320	14-A	2807 Hoover Av Unit A National City
6 California Marine Cleaning	25	N	25-0330	13-A	2049 Main St San Diego
6 Center Septic	25	N	25-0097	25-A	31034 Valley Center Rd Unit F Valley Center
6 Chariot Restrooms	25	N	25-0537	03-A	11048 Ice Skate Pl San Diego
6 Diamond Environmental Services	25	N	25-0106	25-A	807 E Mission Rd San Marcos
6 Downstream Services Inc	25	N	25-0592	02-A	2855 Progress Pl Escondido
6 Dr Septic	25	N	25-0570	03-A	9138 Johnson Dr La Mesa
6 JC Environmental Company Inc	25	N	25-0594	02-A	2605 Hoover Av Suite D National City
6 Jims Appollo Septic Service	25	N	25-0463	07-A	14864 Budwin Ln Poway
6 JMB Sanitation	25	N	25-0289	15-A	26790 N Broadway Escondido
6 Liquid Environmental Solutions of Califor	25	N	25-0042	27-A	12740 Vigilante Rd Lakeside
6 McKenna Septic & Sewer Services	25	N	25-0455	08-A	28329 Cole Grade Rd Valley Center
6 Modern Septic Service Inc	25	N	25-0033	27-A	1506 Pioneer Wy El Cajon
6 National Construction Rentals Inc	25	N	25-0231	17-A	9148 Birch St Spring Valley
6 Naval Engineering Support Inc	25	N	25-0618	01-A	2602 Hoover Av Suite 102 National City
6 NRC Environmental Services Inc	25	N	25-0332	13-A	2950 Kurtz St Suite F San Diego
6 Pacific Tank Cleaning Services Inc	25	N	25-0430	08-A	2387 Faivre St Chula Vista
6 Patriot Environmental Services Inc	25	N	25-0383	11-A	3464 Pickett St San Diego
6 Patriot Portable Restrooms	25	N	25-0442	08-A	3050 S Santa Fe Av San Marcos
6 Posh Privy	25	N	25-0506	05-A	3722 37th St San Diego
6 Rocket Johns Inc	25	N	25-0615	01-A	1040 Airport Rd Oceanside
6 Safiro Portable Toilets	25	N	25-0099	25-A	3683 Dalbergia St San Diego
6 Septic Solutions	25	N	25-0449	06-A	29000 Lilac Rd Valley Center
6 Service Connected Inc	25	N	25-0593	02-A	8039 Hemet Pl Los Angeles
6 Sludgebusters Septic Service	25	N	25-0037	28-A	321 B St Ramona
6 So Cal Sanitation	25	N	25-0331	08-A	163 Sixth Av City of Industry
6 South Bay Sandblasting & Tank Cleaning	25	N	25-0546	03-A	3589 Dalbergia St San Diego
6 Sunrise Pumping Service	25	N	25-0598	02-A	28329 Cole Grade Rd Valley Center
6 T-Y Nursery Inc	25	N	25-0612	01-A	15335 Highway 76 Pauma Valley
6 United Rentals (NA) Inc; DBA Reliable O	25	N	25-0604	02-A	6144 Federal Bl San Diego
6 United Site Services	25	N	25-0436	08-A	475 Corporate Dr Escondido
6 Water Quality Specialists	25	N	25-0509	05-A	511 Venture St Escondido
7 Action Cleaning Corporation	25	N	25-0008	27-A	1668 Newton Av San Diego
7 Advanced Chemical Transport Inc dba AC	25	N	25-0375	03-A	2010 Mission Rd Escondido
7 Affordable Grease Pumping	25	N	25-0619	01-A	5662 Otay Valley Rd San Diego

Active Permits Metrowide at Year End

Report run on: Monday, January, 3 2022 3:52 pm

<i>Class Name</i>	<i>Area</i>	<i>SIU</i>	<i>Facility</i>	<i>Permit</i>	<i>Address</i>
7 All American Septic Pumping & Services	25	N	25-0559	03-A	29265 Twain Wy Valley Center
7 Alpha Petroleum	25	N	25-0601	02-A	22740 Temescal Canyon Rd Corona
7 Black Gold Industries	25	N	25-0321	14-A	2807 Hoover Av Unit A National City
7 Blue Pacific Engineering & Construction	25	N	25-0628	01-A	3545 Camino del Rio Suite A San Diego
7 Burns and Sons Trucking Inc	25	N	25-0622	01-A	9210 Olive Dr Spring Valley
7 California Marine Cleaning	25	N	25-0329	13-A	2049 Main St San Diego
7 Cecilias Safety Service Inc	25	N	25-0476	06-A	1211 Distribution Wy Vista
7 City; Environmental Services Miramar La	25	N	25-0390	10-A	5180 Convoy St San Diego
7 Diamond Environmental Services	25	N	25-0107	25-A	807 E Mission Rd San Marcos
7 Downstream Services Inc	25	N	25-0262	15-A	2855 Progress Pl Escondido
7 JC Environmental Company Inc	25	N	25-0413	09-A	2605 Hoover Av Suite D National City
7 Liquid Environmental Solutions of Califor	25	N	25-0015	27-A	12740 Vigilante Rd Lakeside
7 McKenna Septic Services	25	N	25-0597	02-A	28329 Cole Grade Rd Valley Center
7 Modern Septic Service Inc	25	N	25-0061	19-A	1506 Pioneer Wy El Cajon
7 NRC Environmental Services Inc	25	N	25-0333	13-A	2950 Kurtz St Suite F San Diego
7 Ocean Blue Environmental Services Inc	25	N	25-0267	12-A	3110 Hancock St San Diego
7 Pacific Tank Cleaning Services	25	N	25-0428	09-A	751 Design Ct Suite A Chula Vista
7 Pacific Trans Environmental Services Inc	25	N	25-0004	27-A	1452 N Johnson Av El Cajon
7 Patriot Environmental Services Inc	25	N	25-0384	11-A	3464 Pickett St San Diego
7 Professional Tank Cleaning CA Inc	25	N	25-0445	08-A	1533 Wilson Av National City
7 Rust & Sons Trucking Inc	25	N	25-0621	01-A	15353 Olde Hwy 80 El Cajon
7 Sludgebusters Inc	25	N	25-0128	20-A	321 B St Ramona
7 South Bay Sandblasting & Tank Cleaning	25	N	25-0282	16-A	3589 Dalbergia St San Diego
7 Stone Brewing Company	25	N	25-0553	04-A	1999 Citracado Py Escondido
7 Sunrise Pumping Service	25	N	25-0599	02-A	28329 Cole Grade Rd Valley Center
7 United Site Services Inc	25	N	25-0444	08-A	475 Corporate Dr Escondido
7 Water Quality Specialists	25	N	25-0510	05-A	511 Venture St Escondido
9 Action Cleaning Corporation	25	N	25-0196	52-A	1668 Newton Av San Diego
9 Affordable Grease Pumping	25	N	25-0432	10-A	5662 Otay Valley Rd San Diego
9 All Seasons RV Park	25	N	25-0233	18-A	30012 Old Hwy 395 Escondido
9 All Seasons RV Park	25	N	25-0233	19-A	30012 Old Hwy 395 Escondido
9 AT&T	25	N	25-0477	13-A	950 W Washington Av Escondido
9 Barona Resort & Casino	25	N	25-0129	23-A	1932 Wildcat Canyon Rd Lakeside
9 Barona Resort and Casino	25	N	25-0589	02-A	1932 Wildcat Canyon Rd Lakeside
9 Blue Pacific Engineering & Construction	25	N	25-0627	01-A	3545 Camino Del Rio Suite A San Diego
9 Cal Fire La Cima Conservation Camp	25	N	25-0184	21-A	15108 Sunrise Hy Julian
9 Cameron Corners Gas	25	N	25-0500	05-A	31484 HWY 94 Campo
9 City; Environmental Svcs - Miramar Land	25	N	25-0557	04-A	5180 Convoy St San Diego
9 City; Environmental Svcs Miramar Landfi	25	N	25-0389	20-A	5180 Convoy St San Diego
9 City; Environmental Svcs Miramar Landfi	25	N	25-0389	21-A	5180 Convoy St San Diego
9 County of San Diego DPW Heise Park W	25	N	25-0468	15-A	4945 Heise Park Rd Julian
9 County of San Diego DPW Heise Park W	25	N	25-0468	16-A	4945 Heise Park Rd Julian
9 County of San Diego DPW Julian WWTP	25	N	25-0325	22-A	2840 Highway 78 Julian
9 County of San Diego DPW Julian WWTP	25	N	25-0325	23-A	2840 Highway 78 Julian
9 County of San Diego DPW Rancho Del C	25	N	25-0244	25-A	31035 Forrest Gate Rd Campo

Active Permits Metrowide at Year End

Report run on: Monday, January, 3 2022 3:52 pm

<i>Class Name</i>	<i>Area</i>	<i>SIU</i>	<i>Facility</i>	<i>Permit</i>	<i>Address</i>
9 County of San Diego DPW Rancho Del C	25	N	25-0244	26-A	31035 Forrest Gate Rd Campo
9 Fairbanks Ranch Community Services Dis	25	N	25-0410	05-A	16556 Circa Del Norte Rancho Santa Fe
9 General Atomics	25	N	25-0616	01-A	3550 General Atomics Ct San Diego
9 General Atomics	25	N	25-0625	01-A	11906 Tech Center Ct Poway
9 Golden Acorn Casino	25	N	25-0197	43-A	1800 Golden Acorn Wy Campo
9 Golden Acorn Casino	25	N	25-0197	44-A	1800 Golden Acorn Wy Campo
9 Heinz San Diego	25	N	25-0462	07-A	7878 Airway Rd San Diego
9 Jamul Indian Village Development Corp	25	N	25-0485	09-A	14145 Campo Rd Jamul
9 Jamul Indian Village Development Corp	25	N	25-0485	10-A	14145 Campo Rd Jamul
9 Jamul Indian Village Development Corp	25	N	25-0491	11-A	14145 Campo Rd Jamul
9 Jamul Indian Village Development Corp	25	N	25-0491	12-A	14145 Campo Rd Jamul
9 Jamul Indian Village Development Corp	25	N	25-0495	08-A	14145 Campo Rd Jamul
9 Lake Morena's Oak Shores Mutual Water	25	N	25-0459	07-A	2477 Lake Morena Dr Campo
9 Lilac Enterprises - Hideaway Lake Mobile	25	N	25-0142	22-A	28890 Lilac Rd Valley Center
9 Liquid Environmental Solutions of Califor	25	N	25-0048	43-A	12740 Vigilante Rd Lakeside
9 Oak Tree Ranch Inc	25	N	25-0157	23-A	2239 Black Canyon Rd Ramona
9 Olivenhain Municipal Water District	25	N	25-0187	18-A	19090 Via Ambiente Rd Escondido
9 Otay Landfill Inc	25	Y	25-0105	33-A	1700 Maxwell Rd Chula Vista
9 Otay Landfill Inc	25	Y	25-0105	34-A	1700 Maxwell Rd Chula Vista
9 Pauma Valley CSD	25	N	25-0311	17-A	33129 Cole Grade Rd Pauma Valley
9 Pio Pico Energy Center	25	Y	25-0379	06-A	7363 Calzada de la Fuente San Diego
9 Pizza Port Brewing Company	25	N	25-0573	04-A	2730 Gateway Rd Carlsbad
9 Quiroz Recycling	25	N	25-0551	02-A	8514 Mast Bl Santee
9 Ramona MWD (San Vicente Water Recla)	25	N	25-0349	12-A	22758 San Vicente Rd Ramona
9 Ramona MWD San Vicente WWTP	25	N	25-0133	22-A	22758 San Vicente Rd Ramona
9 San Marcos Energy LLC	25	N	25-0343	15-A	1615 San Elijo Rd San Marcos
9 Skyline Ranch Country Club	25	N	25-0246	18-A	18218 Paradise Mountain Rd Valley Center
9 Skyline Ranch Country Club	25	N	25-0246	19-A	18218 Paradise Mountain Rd Valley Center
9 Sony Electronics Inc	25	N	25-0617	01-A	16535 Via Esprillo San Diego
9 Stone Brewing Company	25	N	25-0411	19-A	1999 Citracado Py Escondido
9 Stone Brewing Company	25	N	25-0411	20-A	1999 Citracado Py Escondido
9 Stone Brewing Company	25	N	25-0412	19-A	1999 Citracado Py Escondido
9 Stone Brewing Company	25	N	25-0412	20-A	1999 Citracado Py Escondido
9 Suez Water Technologies & Solutions	25	N	25-0319	06-A	3566 N Twin Oaks Valley Rd San Marcos
9 Sycamore Energy LLC	25	N	25-0344	14-A	8514 Mast Bl Santee
9 Sycamore Landfill Inc	25	N	25-0167	29-A	8514 Mast Bl Santee
9 Sycamore Landfill Inc	25	N	25-0167	30-A	8514 Mast Bl Santee
9 Sycuan Casino	25	N	25-0358	17-A	5469 Casino Wy El Cajon
9 USN;Remote Training Site Warner Spring	25	N	25-0265	18-A	34567 State Highway 79 Warner Springs
9 Valley View Casino & Hotel	25	N	25-0172	23-A	16300 Nyemii Pass Rd Valley Center
9 Viejas Tribal Government	25	N	25-0130	24-A	5000 Willows Rd Alpine

CHAPTER 4 - ENFORCEMENT

4.1 INTRODUCTION

The IWCP has the primary objectives of bringing permittees into compliance with applicable Federal Pretreatment Standards and requirements and controlling and reducing mass emissions of industrial pollutants to the sewer. As provided in its Enforcement Response Plan (ERP) and the City of San Diego Municipal Code, the Program has a broad range of enforcement mechanisms available, including the recovery of administrative and supplemental monitoring costs related to violation identification and processing; Notices of Violation; Compliance or Penalty Orders; publication of the annual List of Facilities in Significant Non-Compliance (SNC); and permit revocations and suspensions.

IWCP follows the approved ERP for violations identified through monitoring at designated sample points. When a permittee violates a discharge limit, enforcement actions are initiated, including issuance of a Notice of Violation (NOV) and scheduling of additional sampling. The industry is billed to recover violation sampling and NOV administrative costs. Subsequent non-compliance results in escalating enforcement, which may include issuance of a Compliance Order requiring corrective measures and compliance by a prescribed date. Following a Compliance Order, the Program will issue an Administrative Penalty Order to recover, at a minimum, any economic benefit accrued to the violator because of non-compliance; the economic benefit is calculated using EPA's BEN model. Additionally, the Program is authorized to seek administrative civil penalties. All compliance schedules resulting from violations of pretreatment standards are issued in Administrative Compliance Orders. Violators that do not achieve and maintain compliance through the Administrative Notice and Order procedure are referred to the court system for civil or criminal prosecution. Enforcement procedures are detailed in the Program's ERP, copies of which are available to the public.

4.2 ANNUAL SIU COMPLIANCE STATISTICS

The Program assesses the compliance status of its inventory of SIUs according to the criteria set forth in NPDES Permit No. CA0107409, Order No. R9-2017-0007 and NPDES Permit No. CA 0109045, Order No R9-2021-0011. These criteria include identification of all SIUs in SNC, as defined in the federal regulations at 40 CFR 403.8(f)(2)(viii). Table 4.2-1 presents a summary of annual SIU compliance status determinations. The Program is required to meet a minimum standard of no more than 15% of SIUs in SNC for the calendar year. As provided in the NPDES permits, SIUs who have been issued Administrative Penalty Orders are not included in determining compliance with the 15% SNC standard.

Table 4.2-1 COMPLIANCE STATUS SUMMARY FOR SIGNIFICANT INDUSTRIAL USERS										
Status	NUMBER OF PERMITTED OUTFALLS									
	2012	2013	2014	2015	2016	2017	2018	2019	2020	2021
Consistent Compliance	104	99	102	103	101	96	102	101	100	97
Inconsistent Compliance	15	11	13	15	13	13	10	14	11	8
Significant Non-Compliance	3	8	4	7	4	6	11	12	18	8
Total	122	118	119	125	118	114	123	127	129	113

For the period covered in this report a total of 99 SIUs were monitored at 144 sampling locations constituting 113 outfalls. Eight (8) outfalls at eight (8) SIU facilities were found to be in SNC, and no Administrative Penalty Orders were issued. **The resulting non-compliance rate is 7% (8 of 113 outfalls).** For the year, SIUs were in full compliance (no pollutant violations) with discharge standards and requirements at 86% of the permitted outfalls.

Included in the system wide counts above, the 13 SIUs discharging to the SBWRP were monitored at 15 sampling locations constituting 14 outfalls. Of the eight (8) outfalls found to be in SNC, only one (1) was a discharger to the SBWRP.

4.3 ANNUAL SIU COMPLIANCE STATUS REPORT

The Annual SIU Compliance Status Report is presented on page 4-11 at the end of this section. The report lists the industry name, address, permit number, permit class; industrial flow by Connection; violation dates and descriptions, if applicable; discharge standard and period, and actual value resulting in the violation; whether the violation exceeded the Technical Review Committee (TRC); and whether the industry has been in SNC at any time during the year.

4.4 PUBLICATION OF INDUSTRIES IN SNC

Public participation provisions of the Federal Pretreatment Regulations require that industries found to be in Significant Non-Compliance at any time during the previous calendar year be published in a newspaper of general circulation that provides meaningful public notice within the jurisdiction(s) served by the POTW. Each spring, the program publishes the annual Notice of Significant Non-Compliance in the San Diego edition of the Union Tribune. The notice for this year follows:

Table 4.4-1
**NOTICE OF SIGNIFICANT NON-COMPLIANCE
 WITH SEWER DISCHARGE REQUIREMENTS**

NOTICE is hereby given by the City of San Diego that in 2021, the following industries discharging to the Metropolitan Sewerage System were found to be in Significant Non-Compliance (SNC) for exceeding applicable discharge limits or failing to meet reporting requirements, based on statistical criteria established by the US EPA and set forth at 40 CFR 403.8(f)(2)(viii). For additional information contact John Steger, Pretreatment Program Manager, Industrial Wastewater Control Program, (858) 654-4103.

Industrial User	Address	Pollutant/Other
Cintas Corporation	675 32nd St, San Diego	Oil/grease
Cue Health Inc	9877 Waples St, San Diego	SM Report Late > 45 days
General Dynamics NASSCO	2798 Harbor Dr, San Diego	Zinc ¹
JDZ Inc DBA AleSmith Brewing Company	9990 AleSmith Ct, San Diego	pH lowest
Jensen Meat Company Inc	2550 Britannia Bl, San Diego	Dissolved sulfides
Johnson Matthey Medical Products	12205 World Trade Dr, San Diego	Silver ¹
USN;Naval Base Coronado - NASNI	NAS North Island, San Diego	Copper ¹ , Zinc ¹
Veridiam Inc	1717 Cuyamaca St, El Cajon	Fluoride ¹

¹ SNC due to a single sample in violation for the pollutant listed

4.5 NON-COMPLIANCE FEES / PENALTIES

Non-compliance fees and administrative penalties issued during the past ten years are summarized in Table 4.5-1 below.

Table 4.5-1 NON-COMPLIANCE FEES AND PENALTIES SUMMARY										
Action	2012 SIU/ non-SIU	2013 SIU/ non-SIU	2014 SIU/ non-SIU	2015 SIU/ non-SIU	2016 SIU/ non-SIU	2017 SIU/ non-SIU	2018 SIU/ non-SIU	2019 SIU/ non-SIU	2020 SIU/ non-SIU	2021 SIU/ non-SIU
NOV Fees (\$)	12,128/ 5,925	12,402/ 6,125	10,503/ 6,074	10,028/ 6,675	9,720/ 10,550	12,120/ 12,750	15,670/ 14,300	16,875/ 10,500	18,074/ 16,225	15,055/ 10,050
Civil (\$) Penalties Collected	0	0	0	0	0	0	0	0	0	0
Civil (\$) Penalties Assessed	0	0	0	0	0	0	0	0	0	0
Civil (\$) Penalties Offset	0	0	0	0	0	0	0	0	0	0

4.6 ENFORCEMENT ACTIONS BY TYPE

Compliance Inspections: To investigate non-compliance, determine required or recommended corrective actions, and/or evaluate the progress of permittees operating under Compliance Orders or specific permit requirements or schedules, program inspectors conduct non-routine compliance inspections. The program did not conduct any non-routine compliance inspections this year.

Notices of Violation - Administrative Fees: An NOV is a written notification from the Program of specific violations of discharge limits or requirements that have occurred. Simultaneously, the discharger is invoiced for fees to cover costs associated with administering the NOV. The NOV requires the permittee to take corrective actions. Supplemental violation monitoring is performed by the Program’s analytical laboratory within 30 days of becoming aware of the violation, and the cost of the extra sampling and analyses is billed to the violator. This year a total of 307 NOV’s were issued to categorical and non-categorical permittees, and \$25,105 in related administrative fees was billed.

Compliance Orders: Compliance Orders (CO) are issued to permit violators for the purpose of imposing schedules, requiring pretreatment installation, or mandating other measures needed in order to achieve and maintain permit compliance. The Program did not issue any COs this year.

Administrative Penalties and Other Fees: Pursuant to the authority of Municipal Code Chapter I, Article 2, Sections 12.0801 - 12.0810, the Program may issue Administrative Orders and Penalties. The Program did not issue any Administrative Penalty Orders this year.

Civil / Criminal Referral to Prosecuting Agencies: When a permittee intentionally or negligently violates any provision of the Municipal Code, permit conditions, or discharge limits, the Program may refer the matter to the City or District Attorneys for investigation and possible action. The Program did not make any civil or criminal referrals this year.

4.7 ENFORCEMENT SUMMARIES

4.7-1: Summary of Program Enforcement Actions

Table 4.7-1 ENFORCEMENT ACTIONS SUMMARY										
Action	2012 SIU / non-SIU	2013 SIU / non-SIU	2014 SIU / non-SIU	2015 SIU / non-SIU	2016 SIU / non-SIU	2017 SIU / non-SIU	2018 SIU / non-SIU	2019 SIU / non-SIU	2020 SIU / non-SIU	2021 SIU / non-SIU
NOV	159/ 83	159/ 81	125/ 78	119/ 85	109/ 138	152/ 163	193/ 192	228/ 147	221/ 225	170/ 137
Supplemental Monitoring	32 / 17	29 / 31	33 / 9	14 / 18	28 / 13	34/31	16/17	5/0	11/2	7/7
Compliance Order	0	2	0	0	0	0	0	0	0	0
Administrative Penalty Order	0	0	0	0	0	0	0	0	0	0
Permit Revocation	0	0	0	0	0	0	0	0	0	0
Civil/Criminal Referral	0	0	0	0	0	0	0	0	0	0
Published for SNC	3	8	4	6	4	6	11	12	18	8

4.7-2: SIU Enforcement Actions Initiated, Continued, or Finalized

Cintas Corporation; IU # 11-0189

This industrial laundry discharges about 32,000 gpd after pretreatment including heat reclamation, lint screening, and oil and sediment separation with a three-chambered clarifier. The IU met the criteria for SNC status for oil and grease for the six-month period ending in the 3rd quarter of 2021, as 2 of the 6 samples collected exceeded the daily maximum by more than the TRC. NOVs were issued for the violations and additional program monitoring was scheduled. In response the IU pumped its wastewater pits, removed the accumulated sludge, and retrained their operators on the necessary balance of product processing to ensure consistent discharge of wastewater. The IU avoided SNC status in the 4th quarter, but additional program monitoring will continue in the first half of 2022 to determine whether compliance is consistently maintained.

Cue Health Inc; IU # 03-0801

This manufacturer of in-vitro medical devices currently discharges about 100 gpd from its metal finishing operations and is required to self-monitor quarterly. The IU submitted its self-monitoring reports due October 15, 2021 on November 30, 2021 (46 days late) and thus was in SNC for late reporting in the 4th quarter. NOVs were issued, and no further enforcement actions are planned.

General Dynamics NASSCO; IU # 11-0051

This ship building and repair facility is regulated as a metal finisher and discharges about 40,000 gpd from their wastewater treatment facility to Connection 310. A single sample at Connection 310 in December exceeded the daily maximum and monthly average for zinc and resulted in SNC status for the 4th quarter. NOVs were issued and the IU's response is due March 1. Additional program monitoring has been scheduled for the first half of 2022 to determine whether the discharge has returned to compliance.

JDZ Inc DBA AleSmith Brewing Company; IU # 03-1300

This medium sized brewery is currently discharging about 10,000 gpd after pretreatment including flow equalization, screening, and pH neutralization as it has the potential for low pH and/or high strength slug discharges. The IU met the criteria for SNC status for the six-month period ending in the 4th quarter of 2019, when 6 of the 9 samples collected violated the lower limit for pH. NOVs were issued and the IU indicated they are talking to their software provider to determine if a better alarm system can be implemented so the brewers know the optimal time to dump caustic for neutralization.

The IU met the criteria for SNC status for the six-month period ending in the 4th quarter of 2020, when in 5 of the 6 sampling periods the pH was out of range for both the lower and higher limits. NOVs were issued for the violations and the IU attributed the low values to "u-trap fermentation." The IU explained it is brewing sour beer more often, so the lactic bacteria in the wastewater thrived at the warmer temperatures that started in July. Once flow was restored, the pH in the u-trap went back to being within specification.

In 2021, the IU continued to meet the criteria for SNC status for all 4 quarters – in all 12 monthly sampling periods the pH was out of range on one or more days for the lower limit. NOVs were issued for the violations and in subsequent discussions the IU continued to attribute the low values at least in part to "u-trap fermentation" but stated it has contracted to build a new pretreatment system to resolve the ongoing pH issues. The renewal permit effective March 1, 2022 requires the upgraded system to be installed and operational by June 1, 2022. Extra program monitoring is planned for the second half of 2022 to determine whether these new actions are sufficient to achieve consistent compliance.

Jensen Meat Company Inc; IU # 12-0275

Tributary to the SBWRP, this meat processing facility discharges about 32,000 gpd after pretreatment from cleaning and sanitizing operations. The IU met the SNC criteria for the six-month period ending in the 3rd quarter of 2019, when 5 of the 6 samples collected exceeded the daily maximum for dissolved sulfide by more than the TRC. NOVs were issued and the IU responded that "we have too much decomposing or too much organic matter in our grease trap" and that they are taking several steps to improve their cleaning procedures including: jet-cleaning the drainpipes 3 times a year instead of 2, cleaning the grease trap once a month and deep cleaning it twice a year, and implementing a new cleaning procedure to reduce the solids into the drains.

The IU was not in SNC for the first half of 2020; however, no monitoring for dissolved sulfides was conducted. The IU met the SNC criteria for the six-month periods ending in the 3rd and 4th quarters of 2020, when 4 of the 6 samples collected exceeded the daily maximum for dissolved sulfide by more than the TRC. NOVs were issued for the violations and the IU responded that it will further improve its cleaning steps by increasing the jet-cleaning of the drainpipes to 4 times a

year instead of 3 and by increasing the grease trap cleaning frequency to every 3 weeks instead of every 4.

In 2021, the IU met the criteria for SNC status for the six-month periods ending in the 2nd, 3rd, and 4th quarters, when 4 of the 6 samples exceeded the 1.0 mg/L limit for dissolved sulfides. NOV's were issued for the violations and the IU started the permitting process for the construction of a wastewater treatment plant while the equipment has been ordered and is under fabrication. The IU anticipates the new system will be operating by the end of July 2022. Extra program monitoring is planned for the second half of 2022 to determine whether these new actions are sufficient to achieve consistent compliance.

Johnson Matthey Medical Products; IU # 03-1070

This manufacturer of precision medical components is currently discharging about 250 gpd from parts washing and rinsing subject to the pretreatment standards for Metal Finishing. The IU met the criteria for SNC status for the six-month period ending in the 2nd quarter, when 1 of the 2 samples collected exceeded the monthly average for silver. An NOV was issued for the violation and the IU indicated the likely source is the gold (alloy containing silver) marking band production conducted about once per month. Because this is a mechanical process the silver is likely to be present as fine particles, not in solution, thus the IU concludes that adding a filtration step to this process may be sufficient to control silver discharges. Subsequent program (1 event) and IU (2 events) monitoring in 2021 demonstrated that compliance has been re-established, therefore, no further enforcement actions are planned.

USN;Naval Base Coronado - NASNI; IU # 08-0018

This large Navy base on San Diego Bay discharges around 930,000 gpd of combined sanitary and pretreated industrial wastewater through a single sewer outfall designated as Connection 100. Industrial processes are monitored at 6 upstream sampling locations, most notably at Connection 120, which receives an average of 3,500 gpd from the Industrial Wastewater Treatment Plant, and Connection 150, which receives an average of 30,000 gpd from the Oil Recovery Plant. Most often of least significance is Connection 140, which receives only about 25 gpd from pressure washing at the engine test cell wash pad.

After demonstrating consistent compliance since 2012, a single self-monitoring sample at Connection 140 in July exceeded the monthly average limits for copper and zinc and resulted in SNC status for the 3rd and 4th quarters. An NOV was issued, and the IU responded there had "been 2 exceedances resulting in NOV's for zinc in a 16 year period (2009 and 2012), the last being over 9 years ago; there have been no exceedances for copper in that 16 year period. Test cell personnel recall nothing eventful regarding testing activities in the days leading up to the day of sampling. All actions have been routine. As the concentrations for both zinc and copper from samples collected before and after this sampling event were two orders of magnitude lower, as expected, it is the position of NBC's wastewater compliance staff that this exceedance was an isolated occurrence and is not indicative of a systemic failure of the engine test facility or its personnel." Additional program monitoring has been scheduled for the first half of 2022 and unless there are additional violations, no further enforcement actions are planned.

Veridiam Inc; IU # 16-0348

This specialty metal tubing manufacturer discharges about 2,300 gpd from surface treatment, etching, passivation, and cleaning operations and is regulated under metal forming (production-based) and metal finishing categorical standards. In January and November 2019 there were daily maximum and monthly average violations for fluoride that resulted in SNC status for the 1st and

4th quarters. NOVs were issued and in response, the IU indicated that 1) no anomalies that support a fluoride result of this magnitude were found, 2) there have been no changes in existing coatings, chemicals or processes, and 3) by contract with existing customers they do not allow changes in processes or coatings and chemicals used.

In February, March, and December 2020 there were daily maximum and/or monthly average violations for fluoride that resulted in SNC status for the 1st, 2nd, and 4th quarters. NOVs were issued and the IU indicated the incoming water supply has fluoride levels exceeding its monthly average limit and its initial rinse was performed with city water, while the second rinse used RO/DI water. To eliminate this source of fluoride, all rinses were switched to RO/DI water in October, but the only subsequent result in December was also above the limits.

In 2021, a single sample in May exceeded the monthly average for fluoride and resulted in SNC status for the 3rd quarter. In response to the NOV, the IU reiterated it has discontinued rinsing with incoming city water and continued to only use RO/DI water. Subsequent IU (3 events) monitoring in 2021 demonstrated that compliance has been re-established, therefore, no further enforcement actions are planned.

WC IPA; IU # 03-0966

This medium sized brewery discharges about 15,000 gpd from its brew house and has the potential for low pH and/or high strength slug discharges. The IU failed to comply with a permit requirement to install a totalizing flow meter on the discharge by February 1, 2019 and as a result, was in SNC for missing a compliance schedule milestone by more than 90 days. The IU submitted plans for approval for the piping and location of the flow meter on September 25, 2019 and has indicated that the meter installation was scheduled for January 2020.

In 2020, notification of completion for the meter install was not received, and the requirement is under review for flow proportioned monitoring. The IU is required to self-monitor monthly at connection 110 but failed to do so between March and August. Thus, the SMRs due April 15 through September 15, 2020 were not received and the IU was in SNC for late reporting in the second and third quarters. NOVs were issued and the SMRs due subsequently were completed and submitted on time, except the December 15 report which was 14 days late.

In 2021, a preliminary conference was held in May at the facility and during the pretreatment system inspection, the installation of the flow meter was confirmed; additionally, in 2021 the IU submitted all required SMRs and avoided SNC status for late reporting, no further enforcement actions are planned.

4.8 POLLUTION PREVENTION PLANS

During this calendar year, no industries were required to prepare and / or implement pollution prevention plans under the provisions of CA SB709 and SB2165.

Annual SIU Compliance Status Report

01-Jan-2021 through 31-Dec-2021

SIU Name	IU#	Class	IW Disch	SNC?	[If Yes, Why]	Conn	Violation Date	Description/Parameter	Value	Limit	Period	Cat	TRC
AP Precision Metals 1215 30th St, San Diego	12-0144	1	100	No		110	15-Mar-21	SMR Incomplete					
						110	22-Apr-21	SMR Late - written notice					
ATK Space Systems Inc 9603 Distribution Av, San Diego	03-0115	1	190	No		NA							
Action Powder Coating LLC 7949 Stromesa Ct Suite D, San Diego	03-0717	1	1500	No		110	22-Jul-21	SMR Late - written notice					
Ajinomoto Foods North America Inc 8411 Siempre Viva Rd, San Diego	12-0220	3	76000	No		110	03-Nov-21	Oil and grease, Total-Instantaneous	679	500	DM	L	N
						110	04-Nov-21	Oil and grease, Total-Instantaneous	555	500	DM	L	N
Alphacoat Finishing LLC 9352 Cabot Dr, San Diego	03-0920	1	492	No		110	01-Feb-21	SMR Incomplete					
						110	22-Apr-21	SMR Late - written notice					
						110	21-Jun-21	SMR Incomplete					
						110	01-Nov-21	SMR Incomplete					
Alsco Inc 705 W Grape St, San Diego	09-0001	3	37334	No		100	24-Feb-21	Oil and grease, Total-Instantaneous	580	500	DM	L	N
						100	14-Jul-21	Oil and grease, Total-Instantaneous	562	500	DM	L	N
						100	16-Aug-21	Oil and grease, Total-Instantaneous	1000	500	DM	L	Y
						100	23-Nov-21	Oil and grease, Total-Instantaneous	510	500	DM	L	N
						100	06-Dec-21	Oil and grease, Total-Instantaneous	637	500	DM	L	N
Anocote Metal Finishing Inc 7550 Trade St, San Diego	03-1017	1	110	No		NA							

Annual SIU Compliance Status Report

01-Jan-2021 through 31-Dec-2021

SIU Name	IU#	Class	IW Disch	SNC?	[If Yes, Why]	Conn	Violation Date	Description/Parameter	Value	Limit	Period	Cat	TRC
Ballast Point Brewery Miramar 9045 Carroll Wy, San Diego	03-0270	3	79955	No		100	26-Jul-21	SMR Incomplete					
							31-Jul-21	Number pH Violation Days in period	13	0	DM	L	N
							31-Jul-21	pH-lowest value	2.01	5	DM	L	N
							30-Nov-21	Number pH Violation Days in period	4	0	DM	L	N
							30-Nov-21	pH-highest value	13.2	12.5	DM	L	N
							30-Nov-21	pH-lowest value	2.23	5	DM	L	N
CP Kelco	11-0444	2	452488	No		NA							
2025 E Harbor Dr, San Diego													
Chromalloy San Diego	05-0985	1	308	No		NA							
7007 Consolidated Wy, San Diego													
Cintas Corporation	11-0189	2	32286	Yes	SNC2 - TRC (DM): O/G 2/6	110	22-Jun-21	Oil and grease, Total-Instantaneous	1000	500	DM	L	Y
							16-Aug-21	Oil and grease, Total-Instantaneous	732	500	DM	L	Y
							02-Sep-21	Oil and grease, Total-Instantaneous	540	500	DM	L	N
							21-Oct-21	Oil and grease, Total-Instantaneous	882	500	DM	L	Y
675 32nd St, San Diego													
Coating Services Group LLC	21-0331	1	35	No		NA							
11649 Riverside Dr Suite 139, Lakeside													
Compucraft Industries Inc	21-0252	1	340	No		110	14-Dec-20	pH-Instantaneous	6.1				
							15-Feb-21	SMR Incomplete					
							22-Apr-21	SMR Late - written notice					
							28-Jun-21	SMR Incomplete					
							26-Jul-21	SMR Incomplete					
							14-Dec-20	pH-Instantaneous	6.2				
							01-Jan-21	Copper, Total	2.3	2.07	MO	F	N
							15-Feb-21	SMR Incomplete					
							28-Jun-21	SMR Incomplete					
							26-Jul-21	SMR Incomplete					
8787 Olive Ln, Santee													

Annual SIU Compliance Status Report

01-Jan-2021 through 31-Dec-2021

SIU Name	IU#	Class	IW Disch	SNC?	[If Yes, Why]	Conn	Violation Date	Description/Parameter	Value	Limit	Period	Cat	TRC
Creative Metal Industries 10039 Prospect Av Suite E, Santee	21-0248	1	90	No		NA							
Cue Health Inc 9877 Waples St, San Diego	03-0801	1	125	Yes	SNC6 - Report Late > 45 days	100	29-Oct-21	SMR Late - written notice					
						110	29-Oct-21	SMR Late - written notice					
						110	08-Nov-21	SMR Incomplete					
						110	21-Dec-21	SMR Incomplete					
Defender SD Manufacturing LLC 3443 Tripp Ct, San Diego	02-0439	1	254	No		100	26-Jan-21	SMR Late - written notice					
Emerald Textiles LLC 1725 Dornoch Ct Suite 100, San Diego	12-0065	3	79194	No		110	19-Jul-21	SMR Incomplete					
GKN Aerospace Chem- tronics Inc 1150 W Bradley Av, El Cajon	16-0520	1	35850	No		110	19-Jul-21	SMR Incomplete					
						110	29-Nov-21	pH-lowest value	3	5	DM	L	N
						210	19-Jul-21	SMR Incomplete					
						410	19-Jul-21	SMR Incomplete					
						420	19-Jul-21	SMR Incomplete					
						450	19-Jul-21	SMR Incomplete					
						460	19-Jul-21	SMR Incomplete					
						510	19-Jul-21	SMR Incomplete					
Garvin Industries 316 Millar Av, El Cajon	16-0033	1	37	No		NA							
General Dynamics NASSCO 2798 Harbor Dr, San Diego	11-0051	1	73101	Yes	SNC2 - TRC (MO): Zn 1/3	310	01-Dec-21	Zinc, Total	2.9	1.48	MO	F	Y
						310	02-Dec-21	Zinc, Total	2.9	2.61	DM	F	N

Annual SIU Compliance Status Report

01-Jan-2021 through 31-Dec-2021

SIU Name	IU#	Class	IW Disch	SNC?	[If Yes, Why]	Conn	Violation Date	Description/Parameter	Value	Limit	Period	Cat	TRC
Golden State Metal Finishing 2737 Via Orange Wy Suite 104, Spring Valley	34-0070	1	171	No		NA							
Harcon Precision Metals Inc 1790 Dornoch Ct, San Diego	12-0244	1	70	No		NA							
ImageFIRST Healthcare Laundry Specialists 2675 Customhouse Ct Suite M, San Diego	12-0312	3	28090	No			110	19-Jul-21	Delinquent Requirement				
							110	20-Jul-21	Delinquent Requirement				
							110	22-Jul-21	SMR Late - written notice				
IriSys LLC 6828 Nancy Ridge Dr Suite 100, San Diego	03-0779	1	285	No		110	01-Nov-21	SMR Incomplete					

Annual SIU Compliance Status Report

01-Jan-2021 through 31-Dec-2021

SIU Name	IU#	Class	IW Disch	SNC?	[If Yes, Why]	Conn	Violation Date	Description/Parameter	Value	Limit	Period	Cat	TRC
JDZ Inc DBA AleSmith Brewing Company 9990 AleSmith Ct, San Diego	03-1300	3	9733	Yes	SNC1 - Chronic (DM): pH 5/6,pH 5/7,pH 6/6,pHVDs 6/6	110	11-Jan-21	pH-highest value	14	12.5	DM	L	N
						110	11-Jan-21	pH-lowest value	2.4	5	DM	L	N
						110	31-Jan-21	Number pH Violation Days in period	6	0	DM	L	N
						110	16-Feb-21	pH-lowest value	2.4	5	DM	L	N
						110	28-Feb-21	Number pH Violation Days in period	5	0	DM	L	N
						110	29-Mar-21	pH-highest value	12.7	12.5	DM	L	N
						110	29-Mar-21	pH-lowest value	3.1	5	DM	L	N
						110	31-Mar-21	Number pH Violation Days in period	4	0	DM	L	N
						110	21-Apr-21	pH-lowest value	2.1	5	DM	L	N
						110	30-Apr-21	Number pH Violation Days in period	12	0	DM	L	N
						110	24-May-21	pH-highest value	12.7	12.5	DM	L	N
						110	24-May-21	pH-lowest value	2.8	5	DM	L	N
						110	31-May-21	Number pH Violation Days in period	5	0	DM	L	N
						110	22-Jun-21	pH-lowest value	2.1	5	DM	L	N
						110	30-Jun-21	Number pH Violation Days in period	9	0	DM	L	N
						110	28-Jul-21	pH-lowest value	4.2	5	DM	L	N
						110	31-Jul-21	Number pH Violation Days in period	4	0	DM	L	N
						110	31-Aug-21	Number pH Violation Days in period	4	0	DM	L	N
						110	31-Aug-21	pH-lowest value	2.2	5	DM	L	N
						110	30-Sep-21	Number pH Violation Days in period	2	0	DM	L	N
						110	30-Sep-21	pH-lowest value	3.4	5	DM	L	N
						110	31-Oct-21	Number pH Violation Days in period	2	0	DM	L	N
						110	31-Oct-21	pH-lowest value	2.9	5	DM	L	N
						110	30-Nov-21	Number pH Violation Days in period	1	0	DM	L	N
						110	30-Nov-21	pH-highest value	13.2	12.5	DM	L	N
						110	31-Dec-21	Number pH Violation Days in period	5	0	DM	L	N
						110	31-Dec-21	pH-highest value	13.5	12.5	DM	L	N
110	31-Dec-21	pH-lowest value	3.9	5	DM	L	N						
Jensen Meat Company Inc 2550 Britannia Bl Suite 101, San Diego	12-0275	3	18478	Yes	SNC1 - Chronic (DM): SulfD 2/3; SNC2 - TRC (DM): SulfD 1/2,SulfD 1/3	110	20-May-21	Sulfides, Dissolved-Instantaneous	1.3	1	DM	L	Y
						110	25-Oct-21	SMR Incomplete					
						110	03-Nov-21	Sulfides, Dissolved-Instantaneous	1.1	1	DM	L	N
						110	04-Nov-21	Sulfides, Dissolved-Instantaneous	2	1	DM	L	Y
						110	04-Nov-21	Sulfides, Dissolved-Instantaneous	2		DM	L	N

Annual SIU Compliance Status Report

01-Jan-2021 through 31-Dec-2021

SIU Name	IU#	Class	IW Disch	SNC?	[If Yes, Why]	Conn	Violation Date	Description/Parameter	Value	Limit	Period	Cat	TRC
Johnson Matthey Medical Products 12205 World Trade Dr, San Diego	03-1070	1	280	Yes	SNC2 - TRC (MO): Ag 1/2	110	01-May-21	Silver, Total	.308	.24	MO	F	Y
K-Tube Corporation 13400 Kirkham Wy, Poway	20-0122	1	911	No		NA							
Kraft Heinz Foods Company 7878 Airway Rd, San Diego	12-0154	3	102142	No		NA							
Kyocera International Inc 8611 Balboa Av, San Diego	06-0058	1	23650	No		131	01-Oct-21	Cyanide, Amenable	.713	.32	MO	F	Y
L & T Precision Corporation 12105 Kirkham Rd, Poway	20-0109	1	35	No		NA							
Liquid Environmental Solutions 12740 Vigilante Rd, Lakeside	33-0069	3	11600	No		NA							
Otay Landfill Inc 1700 Maxwell Rd, Chula Vista	25-0105	9	1000	No		NA							
Otay Landfill Inc 1700 Maxwell Rd, Chula Vista	36-0012	2	45500	No		NA							
Otay Mesa Energy Center LLC 606 De La Fuente Ct, San Diego	36-0001	1	41220	No		NA							

Annual SIU Compliance Status Report

01-Jan-2021 through 31-Dec-2021

SIU Name	IU#	Class	IW Disch	SNC?	[If Yes, Why]	Conn	Violation Date	Description/Parameter	Value	Limit	Period	Cat	TRC
Pacira Pharmaceuticals Inc 10450 Science Center Dr, San Diego	02-0762	1	32690	No		NA							
Pall Filtration & Separations Group Inc 4116 Sorrento Valley Bl, San Diego	02-0332	2	50550	No		NA							
Pio Pico Energy Center 7363 Calzada de la Fuente, San Diego	25-0379	9	13700	No		NA							
Pio Pico Energy Center 7363 Calzada de la Fuente, San Diego	36-0009	3	750	No		NA							
PolyPeptide Laboratories San Diego 9395 Cabot Dr, San Diego	03-1024	1	800	No		NA							
RJ Donovan Correctional Facility 480 Alta Rd, San Diego	12-0038	3	13700	No		NA							
Rohr Inc A Collins Aerospace Company 850 Lagoon Dr, Chula Vista	13-0161	4		No		NA							
Saint Archer Brewing Company 9550 Distribution Av, San Diego	03-1338	3	19063	No		110	25-Oct-21	SMR Incomplete					

Annual SIU Compliance Status Report

01-Jan-2021 through 31-Dec-2021

SIU Name	IU#	Class	IW Disch	SNC?	[If Yes, Why]	Conn	Violation Date	Description/Parameter	Value	Limit	Period	Cat	TRC
Santier Inc 10103 Carroll Canyon Rd, San Diego	03-1380	1	138.638	No		NA							
Somacis Inc 13500 Danielson St, Poway	20-0043	1	32108	No		NA							
Spec-Built Systems Inc 2150 Michael Faraday Dr, San Diego	12-0202	4C		No		110	22-Apr-21	SMR Late - written notice					
Spectex Inc dba Specialty Textile Services 1333 30th St Suite A, San Diego	12-0283	3	47853	No		NA							
Stallergenes Greer dba Allermed Laboratories Inc 7203 Convoy Ct, San Diego	05-0684	1	60	No		NA							
Star Laundry Services 3410 Main St, San Diego	11-0321	3	38970	No		NA							
Suneva Medical Inc 5870 Pacific Center Bl, San Diego	02-0518	1	979	No		100	22-Jul-21	SMR Late - written notice					
						110	28-Jun-21	pH-Instantaneous	4.3	5-12.5	DM	L	N
						110	22-Jul-21	SMR Late - written notice					
						110	25-Oct-21	SMR Incomplete					
Sungear 8535 Arjons Dr Suite G, San Diego	03-0347	1	20	No		NA							

Annual SIU Compliance Status Report

01-Jan-2021 through 31-Dec-2021

SIU Name	IU#	Class	IW Disch	SNC?	[If Yes, Why]	Conn	Violation Date	Description/Parameter	Value	Limit	Period	Cat	TRC
TTM Technologies Inc - San Diego Division 5037 Ruffner St, San Diego	05-0997	1	10100	No		220	01-Feb-21	SMR Incomplete					
						220	01-Feb-21	SMR Incomplete					
Tarantino Wholesale Food Distributor 7651 Saint Andrews Av, San Diego	12-0212	3	14565	No		100	22-Mar-21	SMR Incomplete					
						100	04-Nov-21	Oil and grease, Total-Instantaneous	1070		DM	L	N
						100	04-Nov-21	Oil and grease, Total-Instantaneous	772	500	DM	L	Y
						210	25-Oct-21	SMR Incomplete					
The Argen Corporation 5855 Oberlin Dr, San Diego	02-0582	1	110	No		110	01-Aug-21	Cyanide, Total	.5	.07	MO	F	Y
						110	31-Aug-21	Cyanide, Total	1	.16	DM	F	Y
US General Services Administration - SYLPOE 720 E San Ysidro Bl, San Diego	12-0285	3	50	No		NA							
USN;Marine Corps Air Station Miramar 45249 Miramar Wy, San Diego	05-1019	2Z	22400	No		NA							
USN;Naval Base Coronado - NASNI NAS North Island, San Diego	08-0018	1	156585	Yes	SNC2 - TRC (MO): Cu 1/2,Cu 1/3,Zn 1/2,Zn 1/3	140	01-Jul-21	Copper, Total	2.71	2.07	MO	F	Y
						140	01-Jul-21	Zinc, Total	2.19	1.48	MO	F	Y
						150	04-Jan-21	Cyanide, Total	.01				
						150	04-Jan-21	Total Toxic Organics-Metal Finishing	55				
						150	22-Mar-21	SMR Incomplete					
						150	02-Sep-21	Zinc, Total	3.2	2.61	DM	F	Y
						150	01-Nov-21	SMR Incomplete - failed notify in 24 hrs					
USN;Naval Base San Diego 32nd St @ Harbor Dr, San Diego	11-0016	2	14587	No		850	17-Feb-21	SMR Incomplete - failed notify in 24 hrs					
						850	17-Feb-21	SMR Incomplete - failed to resample					

Annual SIU Compliance Status Report

01-Jan-2021 through 31-Dec-2021

SIU Name	IU#	Class	IW Disch	SNC?	[If Yes, Why]	Conn	Violation Date	Description/Parameter	Value	Limit	Period	Cat	TRC
UT; 7510 Hazard LLC	05-1250	3	921600	No		100	22-Apr-21	SMR Late - written notice					
7400 Hazard Center Dr, San Diego						100	06-Jul-21	SMR Incomplete					
UT; Ametek Inc	16-0785	2	29100	No		NA							
790 Greenfield Dr, El Cajon													
UT; Arcadis US Inc	19-0412	2	36000	No		100	22-Jul-21	SMR Late - written notice					
2100 Haffley Av, National City													
UT; Arcadis US Inc	09-0947	2	22000	No		100	01-Nov-21	SMR Incomplete					
2200 Pacific Hy, San Diego													
UT; Blue Pacific Engineering and Construction	11-0609	3	1440000	No		100	22-Jul-21	SMR Late - written notice					
10 Woodlawn Av, Chula Vista						100	21-Sep-21	SMR Late - written notice					
						100	08-Nov-21	SMR Incomplete					
UT; Blue Pacific Engineering and Construction	20-0304	3	144000	No		NA							
16711 Martincoit Rd, Poway													
UT; Brenntag Pacific Inc	13-0549	2	10080	No		NA							
1888 Nirvana Av, Chula Vista													
UT; Burns & McDonnell	08-0649	3	360000	No		NA							
2246 W Washington St, San Diego													
UT; Cass Arrieta	10-0595	3	144000	No		NA							
6510 Imperial Av, San Diego													

Annual SIU Compliance Status Report

01-Jan-2021 through 31-Dec-2021

SIU Name	IU#	Class	IW Disch	SNC?	[If Yes, Why]	Conn	Violation Date	Description/Parameter	Value	Limit	Period	Cat	TRC
UT; Chevron Gas Station 724 Civic Center Dr, National City	19-0411	2	50400	No		100	21-Jun-21	SMR Incomplete					
						100	22-Jul-21	SMR Late - written notice					
UT; City of San Diego - Storm Water Division 111 W Harbor Dr, San Diego	11-0534	3	400960	No		200	31-Aug-21	Minimum gals/min thru meter when discharging	83	85	DM	L	N
UT; ETIC Engineering Inc 745 H St, Chula Vista	13-0530	2	28800	No		NA							
UT; Flatiron West Inc 885 Sherman St, San Diego	05-1351	3	576000	No		NA							
UT; Granite Construction - Lindo Lake Project 12660 Lindo Ln, Lakeside	33-0077	3	108000	No		100	21-Jun-21	SMR Incomplete					
						100	22-Jul-21	SMR Late - written notice					
						100	31-Jul-21	Maximum gals/min thru meter	97	75	DM	L	N
UT; Granite Construction Company 3225 N Harbor Dr, San Diego	08-0600	2	216000	No		NA							
UT; Growth Development Marketing Inc 5386 Old Dairy Ct, Bonita	34-0133	3	144000	No		100	25-Aug-21	SMR Late - written notice					
UT; Holland Partner Group 225 W B St, San Diego	09-1018	2	144000	No		100	27-Feb-21	pH-Instantaneous	10.5				
						100	15-Mar-21	SMR Incomplete					
						100	22-Mar-21	SMR Incomplete					
UT; IQHQ RaDD I LLC 850 Pacific Hy, San Diego	09-1013	2	26640	No		NA							

Annual SIU Compliance Status Report

01-Jan-2021 through 31-Dec-2021

SIU Name	IU#	Class	IW Disch	SNC?	[If Yes, Why]	Conn	Violation Date	Description/Parameter	Value	Limit	Period	Cat	TRC
UT; Innovative Environmental Solutions 1330 3rd Av, Chula Vista	13-0454	2	14710	No		NA							
UT; KTA Construction Inc 4301 Pacific Hy, San Diego	08-0620	2		No		NA							
UT; Lennar 9245 Camino Santa Fe, San Diego	03-1537	3	144000	No		NA							
UT; Metro Center LLC 1521 National Av, San Diego	11-0571	3	288000	No		100	30-Apr-21	Minimum gals/min thru meter when discharging	12.5	50	DM	L	N
UT; Orion Construction Corporation 6500 Imperial Av, San Diego	10-0597	3	68000	No		100	28-Jun-21	SMR Incomplete					
UT; Ortiz Corporation 2750 Grand Av, San Diego	04-0513	2	259200	No		NA							
UT; Phillips 66 Site 1467 7121 Park Ridge Bl, San Diego	07-0170	2	1960	No		100	25-Feb-21	SMR Late - written notice					
UT; SC Valley Engineering Inc 717 Pacific Beach Dr, San Diego	04-0569	2	720000	No		NA							
UT; SDSU Mission Valley Site Development 9449 Friars Rd, San Diego	06-0414	2	72000	No		NA							

Annual SIU Compliance Status Report

01-Jan-2021 through 31-Dec-2021

SIU Name	IU#	Class	IW Disch	SNC?	[If Yes, Why]	Conn	Violation Date	Description/Parameter	Value	Limit	Period	Cat	TRC
UT; San Diego Gas and Electric 9211 Kearny Mesa Rd, San Diego	05-1284	2	734400	No		100	15-Mar-21	SMR Incomplete					
UT; Sukut Construction 1620 Joe Crosson Dr, El Cajon	16-0817	2	144000	No		100	26-Jan-21	SMR Late - written notice					
						100	19-May-21	SMR Incomplete					
UT; Thrifty Oil Company # 043 1092 E Washington Av, El Cajon	16-0565	2	15	No		NA							
UT; Thrifty Oil Company # 420 398 El Cajon Bl, El Cajon	16-0727	2	200	No		NA							
UT; USN NBPL Defense Fuel Support Point 199 Rosecrans St, San Diego	08-0008	2	54000	No		NA							
UT; Rudolph and Sletten Inc 9775 Towne Centre Dr, San Diego	02-1464	3	113760	No		100	22-Jun-21	SMR Late - written notice					
Unifirst Corporation 4041 Market St, San Diego	11-0398	2	28856	No		NA							
University of California San Diego 9500 Gilman Dr 0089, La Jolla	02-0112	2	377658	No		NA							

Annual SIU Compliance Status Report

01-Jan-2021 through 31-Dec-2021

SIU Name	IU#	Class	IW Disch	SNC?	[If Yes, Why]	Conn	Violation Date	Description/Parameter	Value	Limit	Period	Cat	TRC
Valley Metals 13125 Gregg St, Poway	20-0108	1	897.26	No		110	30-Jun-21	Chromium, Total	1	.75			N
						110	23-Aug-21	SMR Incomplete					
Valley Powder Coating Inc 6530 Federal Bl, Lemon Grove	22-0092	1	20	No		110	25-Oct-21	pH-Instantaneous	6.73				
						110	15-Nov-21	SMR Incomplete					
						110	19-Jan-22	SMR Incomplete					
Veridiam Inc 1717 Cuyamaca St, El Cajon	16-0348	1	2378	Yes	SNC2 - TRC (MO): F 1/2,F 1/3	110	15-Feb-21	SMR Incomplete - failed notify in 24 hrs					
						110	15-Feb-21	SMR Incomplete - failed to resample					
						110	01-May-21	Fluoride, Total	.93	.58	MO	F	Y
						110	20-Sep-21	SMR Incomplete					
						110	21-Sep-21	SMR Late - written notice					
Vision Systems Inc 11322 N Woodside Av, Santee	21-0288	1	520	No		NA							
WC IPA LLC 6550 Mira Mesa Bl, San Diego	03-0966	3	14989	No		110	21-Jan-21	SMR Incomplete					
						110	21-Jan-21	SMR Incomplete					
						110	21-Jan-21	SMR Incomplete					
						110	01-Feb-21	SMR Incomplete					
						110	10-Feb-21	Chemical Oxygen Demand	3330				
						110	10-Feb-21	Solids, Total Dissolved	1680				
						110	10-Feb-21	Solids, Total Fixed Dissolved	1050				
						110	10-Feb-21	Solids, Total Suspended	115				
						110	07-Mar-21	SMR Incomplete					
						110	22-Apr-21	SMR Late - written notice					
						110	17-May-21	SMR Incomplete					
110	21-Jun-21	SMR Incomplete											
nVent - Schroff Inc 7328 Trade St, San Diego	03-1203	1	352	No		110	01-Feb-21	SMR Incomplete					
						110	25-Oct-21	SMR Incomplete					
						120	01-Feb-21	SMR Incomplete					

NOVs Issued in 2021 for SIUs Discharging to Treatment Plant 1

Report run on: Thursday, February 10, 2022 9:26 am

<i>Name</i>	<i>Facility</i>	<i>Conn</i>	<i>NOV</i>	<i>Identified</i>	<i>Action</i>	<i>Viol Date</i>	<i>Fee</i>	<i>Level</i>	
AP Precision Metals	12-0144	110	99086	15-Mar-2021	15-Mar-2021	31-Dec-2020	50	Notice only	
			99250	22-Apr-2021	26-Apr-2021		50	Notice only	
Action Powder Coating LLC	03-0717	110	99884	22-Jul-2021	28-Jul-2021		50	Notice only	
Alphacoat Finishing LLC	03-0920	110	98553	01-Feb-2021	01-Feb-2021	07-Jan-2021	50	Notice only	
			99242	22-Apr-2021	22-Apr-2021		100	Initial notice	
			99438	21-Jun-2021	21-Jun-2021		13-May-2021	50	Notice only
			100803	01-Nov-2021	04-Nov-2021		30-Sep-2021	50	Notice only
AlSCO Inc	09-0001	100	97499	13-Oct-2020	05-Feb-2021	25-Aug-2020	75	Second notice	
			97499	13-Oct-2020	06-Feb-2021	25-Aug-2020	75	Second notice	
			97813	09-Nov-2020	05-Feb-2021	18-Aug-2020	75	Second notice	
			99164	06-Jul-2021	06-Jul-2021	24-Feb-2021	50	Notice only	
			100195	20-Sep-2021	20-Sep-2021	15-Jul-2021	100	Initial notice	
			100847	01-Nov-2021	08-Nov-2021	18-Aug-2021	100	Initial notice	
Ballast Point Brewery Miramar	03-0270	100	99983	26-Jul-2021	26-Jul-2021	30-Jun-2021	50	Notice only	
			100164	13-Sep-2021	13-Sep-2021	31-Jul-2021	100	Initial notice	
Cintas Corporation	11-0189	110	100100	23-Aug-2021	23-Aug-2021	22-Jun-2021	100	Initial notice	
			100628	04-Oct-2021	04-Oct-2021	17-Aug-2021	100	Initial notice	
			100729	25-Oct-2021	25-Oct-2021	02-Sep-2021	100	Initial notice	
			101150	29-Nov-2021	29-Nov-2021	21-Oct-2021	100	Initial notice	
Compucraft Industries Inc	21-0252	110	98703	15-Feb-2021	10-Feb-2021	14-Dec-2020	50	Notice only	
			99254	22-Apr-2021	22-Apr-2021		100	Initial notice	
			99439	28-Jun-2021	28-Jun-2021	05-May-2021	50	Notice only	
			99901	26-Jul-2021	26-Jul-2021		50	Notice only	
Compucraft Industries Inc	21-0252	120	98704	15-Feb-2021	10-Feb-2021	14-Dec-2020	50	Notice only	
			99437	28-Jun-2021	28-Jun-2021	05-May-2021	50	Notice only	
			99491	19-May-2021	19-May-2021	21-Jan-2021	100	Initial notice	
			99491	19-May-2021	02-Aug-2021	21-Jan-2021	75	Second notice	
			99900	26-Jul-2021	26-Jul-2021		50	Notice only	
Cue Health Inc	03-0801	100	100791	29-Oct-2021	29-Oct-2021		100	Initial notice	
Cue Health Inc	03-0801	110	99223	15-Apr-2021	15-Apr-2021		0	Initial notice	
			100789	29-Oct-2021	29-Oct-2021		50	Notice only	
			100790	29-Oct-2021	29-Oct-2021		100	Initial notice	
			100797	08-Nov-2021	10-Nov-2021		100	Initial notice	
			100797	08-Nov-2021	21-Dec-2021		50	Notice only	
Emerald Textiles LLC	12-0065	110	99814	19-Jul-2021	19-Jul-2021		50	Notice only	
GKN Aerospace Chem-tronics Inc	16-0520	110	99824	19-Jul-2021	19-Jul-2021		50	Notice only	

NOVs Issued in 2021 for SIUs Discharging to Treatment Plant 1

Report run on: Thursday, February 10, 2022 9:26 am

<i>Name</i>	<i>Facility</i>	<i>Conn</i>	<i>NOV</i>	<i>Identified</i>	<i>Action</i>	<i>Viol Date</i>	<i>Fee</i>	<i>Level</i>
GKN Aerospace Chem-tronics Inc	16-0520	210	99817	19-Jul-2021	19-Jul-2021		50	Notice only
GKN Aerospace Chem-tronics Inc	16-0520	410	99821	19-Jul-2021	19-Jul-2021		50	Notice only
GKN Aerospace Chem-tronics Inc	16-0520	420	99822	19-Jul-2021	19-Jul-2021		50	Notice only
GKN Aerospace Chem-tronics Inc	16-0520	450	99816	19-Jul-2021	19-Jul-2021		50	Notice only
GKN Aerospace Chem-tronics Inc	16-0520	460	99823	19-Jul-2021	19-Jul-2021		50	Notice only
GKN Aerospace Chem-tronics Inc	16-0520	510	99818	19-Jul-2021	19-Jul-2021		50	Notice only
Golden State Metal Finishing	34-0070	110	98696	08-Feb-2021	08-Feb-2021	09-Dec-2020	100	Initial notice
IriSys LLC	03-0779	110	100802	01-Nov-2021	01-Nov-2021	26-Aug-2021	50	Notice only
JDZ Inc DBA AleSmith Brewing Company	03-1300	110	97506	10-Feb-2021	10-Feb-2021	31-Aug-2020	100	Initial notice
			97939	10-Feb-2021	10-Feb-2021	30-Sep-2020	100	Initial notice
			98227	10-Feb-2021	10-Feb-2021	31-Oct-2020	100	Initial notice
			98357	10-Feb-2021	10-Feb-2021	30-Nov-2020	100	Initial notice
			98620	10-Feb-2021	10-Feb-2021	31-Dec-2020	100	Initial notice
			99023	31-Dec-2020	14-Apr-2021	31-Dec-2020	277	Final notice
			99071	07-Mar-2021	08-Mar-2021	31-Jan-2021	100	Initial notice
			99124	17-May-2021	17-May-2021	28-Feb-2021	100	Initial notice
			99331	17-May-2021	17-May-2021	31-Mar-2021	100	Initial notice
			99476	28-Jun-2021	29-Jun-2021	30-Apr-2021	50	Notice only
			99700	28-Jun-2021	29-Jun-2021	31-May-2021	50	Notice only
			99961	26-Jul-2021	26-Jul-2021	30-Jun-2021	50	Notice only
			100063	13-Sep-2021	15-Sep-2021	31-Jul-2021	50	Notice only
			100326	23-Sep-2021	23-Sep-2021	31-Aug-2021	50	Notice only
			100768	26-Oct-2021	26-Oct-2021	30-Sep-2021	50	Notice only
			100878	18-Nov-2021	18-Nov-2021	31-Oct-2021	100	Notice only
Jensen Meat Company Inc	12-0275	110	98664	08-Feb-2021	08-Feb-2021	23-Nov-2020	100	Initial notice
			98999	31-Dec-2020	14-Apr-2021	31-Dec-2020	277	Final notice
			100049	16-Aug-2021	16-Aug-2021	20-May-2021	100	Initial notice
			100049	16-Aug-2021	20-Oct-2021	20-May-2021	75	Second notice
			100704	25-Oct-2021	25-Oct-2021	09-Sep-2021	50	Notice only
Johnson Matthey Medical Products	03-1070	110	98836	17-Feb-2021	17-Feb-2021	22-Oct-2020	100	Initial notice
			100378	23-Sep-2021	23-Sep-2021	11-May-2021	100	Initial notice
Otay Landfill Inc	25-0105	100	97960	19-Nov-2020	17-Feb-2021	22-Oct-2020	75	Second notice
			98412	04-Jan-2021	04-Jan-2021	23-Oct-2020	100	Initial notice
			98412	04-Jan-2021	17-Feb-2021	23-Oct-2020	75	Second notice
			98437	11-Jan-2021	11-Jan-2021	18-Nov-2020	100	Initial notice
			98437	11-Jan-2021	17-Feb-2021	18-Nov-2020	75	Second notice

NOVs Issued in 2021 for SIUs Discharging to Treatment Plant 1

Report run on: Thursday, February 10, 2022 9:26 am

<i>Name</i>	<i>Facility</i>	<i>Conn</i>	<i>NOV</i>	<i>Identified</i>	<i>Action</i>	<i>Viol Date</i>	<i>Fee</i>	<i>Level</i>
Otay Landfill Inc	25-0105	100	98438	11-Jan-2021	11-Jan-2021	13-Oct-2020	100	Initial notice
			98438	11-Jan-2021	17-Feb-2021	13-Oct-2020	75	Second notice
			99002	31-Dec-2020	14-Apr-2021	31-Dec-2020	277	Final notice
PrimaPharm Inc	02-0439	100	98521	26-Jan-2021	26-Jan-2021		100	Initial notice
Revolve Laundry San Diego LLC	12-0312	110	99873	19-Jul-2021	19-Jul-2021		100	Initial notice
			99874	20-Jul-2021	20-Jul-2021		100	Initial notice
			99875	20-Jul-2021	20-Jul-2021		100	Initial notice
			99892	22-Jul-2021	22-Jul-2021		100	Initial notice
Santier Incorporated	03-1380	110	98854	17-Feb-2021	17-Feb-2021	05-Nov-2020	100	Initial notice
			98996	31-Dec-2020	14-Apr-2021	31-Dec-2020	277	Final notice
Spec-Built Systems Inc	12-0202	110	99251	22-Apr-2021	26-Apr-2021		50	Notice only
Suneva Medical Inc	02-0518	100	99878	22-Jul-2021	22-Jul-2021		50	Notice only
Suneva Medical Inc	02-0518	110	99877	22-Jul-2021	22-Jul-2021		50	Notice only
			100050	16-Aug-2021	16-Aug-2021	28-Jun-2021	100	Initial notice
			100701	25-Oct-2021	25-Oct-2021	30-Sep-2021	50	Notice only
Sungear	03-0347		98301	30-Sep-2020	14-Apr-2021		277	Final notice
TTM Technologies Inc - San Diego Division	05-0997	220	98550	01-Feb-2021	01-Feb-2021		50	Notice only
			98555	01-Feb-2021	01-Feb-2021		50	Notice only
			98556	01-Feb-2021	01-Feb-2021		50	Notice only
Tarantino Wholesale Food Distributor	12-0212	210	100705	25-Oct-2021	25-Oct-2021	12-Jul-2021	50	Notice only
Tarantino Wholesale Food Distributors	12-0212	100	97936	22-Mar-2021	22-Mar-2021	02-Sep-2020	100	Initial notice
			99103	22-Mar-2021	22-Mar-2021	15-Feb-2021	50	Notice only
The Argen Corporation	02-0582	110	100776	25-Oct-2021	25-Oct-2021	31-Aug-2021	50	Notice only
			100938	18-Nov-2021	18-Nov-2021	31-Aug-2021	50	Notice only
US General Services Administration - SYLPOE	12-0285		97056	31-Mar-2020	14-Apr-2021		277	Final notice
USN;Naval Base Coronado - NASNI	08-0018	123	98997	31-Dec-2020	14-Apr-2021	31-Dec-2020	277	Final notice
USN;Naval Base Coronado - NASNI	08-0018	140	100887	18-Nov-2021	01-Dec-2021	30-Jul-2021	100	Notice only
USN;Naval Base Coronado - NASNI	08-0018	150	99101	22-Mar-2021	22-Mar-2021	04-Jan-2021	50	Notice only
			100820	01-Nov-2021	01-Nov-2021	02-Sep-2021	100	Initial notice
USN;Naval Base San Diego	11-0016	850	96567	17-Feb-2021	18-Feb-2021	14-Apr-2020	100	Initial notice
			96567	17-Feb-2021	18-Feb-2021	14-Apr-2020	100	Final notice
			98315	30-Sep-2020	14-Apr-2021	30-Sep-2020	277	Final notice
UT; 7510 Hazard LLC	05-1250	100	99155	06-Jul-2021	06-Jul-2021		50	Notice only
			99245	22-Apr-2021	26-Apr-2021		50	Notice only
UT; Arcadis US Inc	09-0947	100	100800	01-Nov-2021	01-Nov-2021	30-Sep-2021	50	Notice only
UT; Arcadis US Inc	19-0412	100	99897	22-Jul-2021	28-Jul-2021		50	Notice only

NOVs Issued in 2021 for SIUs Discharging to Treatment Plant 1

Report run on: Thursday, February 10, 2022 9:26 am

<i>Name</i>	<i>Facility</i>	<i>Conn</i>	<i>NOV</i>	<i>Identified</i>	<i>Action</i>	<i>Viol Date</i>	<i>Fee</i>	<i>Level</i>
UT; Blue Pacific Engineering & Construction	20-0261	100	97582	30-Jun-2020	19-Apr-2021		277	Final notice
UT; Blue Pacific Engineering and Construction	11-0609	100	99891	22-Jul-2021	22-Jul-2021		100	Initial notice
			100293	21-Sep-2021	22-Sep-2021		50	Notice only
UT; Chevron Gas Station	19-0411	100	99682	21-Jun-2021	21-Jun-2021		50	Notice only
			99896	22-Jul-2021	22-Jul-2021		100	Initial notice
UT; City of San Diego - Storm Water Division	11-0534	200	100251	20-Sep-2021	10-Nov-2021	31-Aug-2021	50	Notice only
UT; Granite Construction - Lindo Lake Project	33-0077	100	99705	21-Jun-2021	21-Jun-2021		50	Notice only
			99898	22-Jul-2021	28-Jul-2021		50	Notice only
			100054	16-Aug-2021	16-Aug-2021	31-Jul-2021	50	Initial notice
UT; Holland Partner Group	09-1018	100	99042	15-Mar-2021	15-Mar-2021	29-Jan-2021	50	Notice only
			99104	22-Mar-2021	22-Mar-2021	27-Feb-2021	50	Notice only
UT; IQHQ RaDD I LLC	09-1013	100	99032	25-Feb-2021	01-Mar-2021		50	Notice only
UT; Metro Center LLC	11-0571	100	99406	24-May-2021	17-May-2021	30-Apr-2021	100	Initial notice
UT; Orion Construction Corporation	10-0597	100	99762	28-Jun-2021	28-Jun-2021		50	Notice only
UT; PL Boutique LLC	08-0617	100	97050	31-Mar-2020	19-Apr-2021		277	Final notice
UT; Phillips 66 Site 1467	07-0170	100	99030	25-Feb-2021	02-Mar-2021		50	Notice only
UT; Rudolph and Sletten Inc	02-1464	100	99737	22-Jun-2021	23-Jun-2021		50	Notice only
UT; SDSU Mission Valley Site Development	06-0414	100	99692	28-Jun-2021	28-Jun-2021	30-Apr-2021	0	Initial notice
UT; San Diego Gas and Electric	05-1284	100	99084	15-Mar-2021	15-Mar-2021	31-Aug-2020	50	Notice only
			99085	15-Mar-2021	15-Mar-2021	30-Sep-2020	50	Notice only
UT; Shimmick Construction	02-1400	100	98297	30-Sep-2020	19-Apr-2021		277	Final notice
UT; Sukut Construction	16-0817	100	98528	26-Jan-2021	26-Jan-2021		100	Initial notice
			98528	26-Jan-2021	07-Apr-2021		75	Second notice
			98528	26-Jan-2021	26-May-2021		75	Final notice
			99435	19-May-2021	17-Nov-2021	31-Dec-2021	50	Notice only
Valley Metals	20-0108	110	100138	23-Aug-2021	24-Aug-2021	30-Jun-2021	50	Notice only
Valley Powder Coating Inc	22-0092	110	100861	15-Nov-2021	15-Nov-2021	25-Oct-2021	50	Notice only
Veridiam Inc	16-0348	110	98615	15-Feb-2021	15-Feb-2021	02-Dec-2020	100	Final notice
			98615	15-Feb-2021	15-Feb-2021	02-Dec-2020	100	Initial notice
			98615	15-Feb-2021	21-Apr-2021	02-Dec-2020	75	Second notice
			98965	17-Feb-2021	17-Feb-2021	02-Dec-2020	100	Initial notice
			99000	31-Dec-2020	19-Apr-2021	31-Dec-2020	277	Final notice
			100375	23-Sep-2021	23-Sep-2021	18-May-2021	100	Initial notice
Vision Systems Inc	21-0288	120	98746	17-Feb-2021	17-Feb-2021	29-Oct-2020	100	Initial notice
			98840	17-Feb-2021	17-Feb-2021	05-Nov-2020	100	Initial notice
			99001	31-Dec-2020	19-Apr-2021	31-Dec-2020	277	Final notice

NOVs Issued in 2021 for SIUs Discharging to Treatment Plant 1

Report run on: Thursday, February 10, 2022 9:26 am

<i>Name</i>	<i>Facility</i>	<i>Conn</i>	<i>NOV</i>	<i>Identified</i>	<i>Action</i>	<i>Viol Date</i>	<i>Fee</i>	<i>Level</i>
Vision Systems Inc	21-0288	120	99554	19-May-2021	19-May-2021	19-Mar-2021	0	Initial notice
			100337	23-Sep-2021	23-Sep-2021	28-Apr-2021	0	Initial notice
WC IPA LLC	03-0966	110	97350	16-Sep-2020	05-Feb-2021	02-Jun-2020	75	Second notice
			97350	16-Sep-2020	14-Apr-2021	02-Jun-2020	75	Final notice
			97748	02-Nov-2020	05-Feb-2021	30-Jun-2020	75	Second notice
			97748	02-Nov-2020	14-Apr-2021	30-Jun-2020	300	Prelim Conf
			98216	21-Jan-2021	21-Jan-2021	30-Sep-2020	50	Notice only
			98217	21-Jan-2021	21-Jan-2021	31-Oct-2020	50	Notice only
			98305	30-Sep-2020	19-Apr-2021		277	Final notice
			98429	11-Jan-2021	17-Feb-2021	30-Nov-2020	50	Notice only
			98457	21-Jan-2021	22-Jan-2021	31-Mar-2020	50	Notice only
			98458	21-Jan-2021	22-Jan-2021	30-Apr-2020	50	Notice only
			98459	21-Jan-2021	22-Jan-2021	31-May-2020	50	Notice only
			98460	21-Jan-2021	22-Jan-2021	31-Jul-2020	50	Notice only
			98551	01-Feb-2021	01-Feb-2021	31-Dec-2020	50	Notice only
			98745	07-Mar-2021	08-Mar-2021	04-Nov-2020	100	Initial notice
			99061	07-Mar-2021	08-Mar-2021	31-Jan-2021	50	Notice only
99201	17-May-2021	17-May-2021	10-Feb-2021	50	Notice only			
99243	22-Apr-2021	22-Apr-2021		100	Initial notice			
99243	22-Apr-2021	02-Jun-2021		75	Second notice			
99661	17-May-2021	17-May-2021		50	Notice only			
99701	21-Jun-2021	21-Jun-2021	31-Mar-2021	50	Notice only			
nVent - Schroff Inc	03-1203	110	98311	30-Sep-2020	19-Apr-2021	30-Sep-2020	277	Final notice
			98552	01-Feb-2021	01-Feb-2021		50	Notice only
			100703	25-Oct-2021	25-Oct-2021		50	Notice only
nVent - Schroff Inc	03-1203	120	98549	01-Feb-2021	01-Feb-2021		50	Notice only
Total fees:							\$15,055	
NOV count:			170					

NOVs Issued in 2021 for SIUs Discharging to Treatment Plant 6

Report run on: Friday, February 11, 2022 4:20 pm

<i>Name</i>	<i>Facility</i>	<i>Conn</i>	<i>NOV</i>	<i>Identified</i>	<i>Action</i>	<i>Viol Date</i>	<i>Fee</i>	<i>Level</i>
AP Precision Metals	12-0144	110	99086	15-Mar-2021	15-Mar-2021	31-Dec-2020	50	Notice only
			99250	22-Apr-2021	26-Apr-2021		50	Notice only
Emerald Textiles LLC	12-0065	110	99814	19-Jul-2021	19-Jul-2021		50	Notice only
Jensen Meat Company Inc	12-0275	110	98664	08-Feb-2021	08-Feb-2021	23-Nov-2020	100	Initial notice
			98999	31-Dec-2020	14-Apr-2021	31-Dec-2020	277	Final notice
			100049	16-Aug-2021	16-Aug-2021	20-May-2021	100	Initial notice
			100049	16-Aug-2021	20-Oct-2021	20-May-2021	75	Second notice
			100704	25-Oct-2021	25-Oct-2021	09-Sep-2021	50	Notice only
Revolve Laundry San Diego LLC	12-0312	110	99873	19-Jul-2021	19-Jul-2021		100	Initial notice
			99874	20-Jul-2021	20-Jul-2021		100	Initial notice
			99875	20-Jul-2021	20-Jul-2021		100	Initial notice
			99892	22-Jul-2021	22-Jul-2021		100	Initial notice
Spec-Built Systems Inc	12-0202	110	99251	22-Apr-2021	26-Apr-2021		50	Notice only
Tarantino Wholesale Food Distributor	12-0212	210	100705	25-Oct-2021	25-Oct-2021	12-Jul-2021	50	Notice only
Tarantino Wholesale Food Distributors	12-0212	100	97936	22-Mar-2021	22-Mar-2021	02-Sep-2020	100	Initial notice
			99103	22-Mar-2021	22-Mar-2021	15-Feb-2021	50	Notice only
US General Services Administration - SYLPOE	12-0285		97056	31-Mar-2020	14-Apr-2021		277	Final notice
Total fees:							\$1,679	
NOV count:			17					

NOVs Issued in 2021 for nonSIUs Discharging to Treatment Plant 1

Report run on: Thursday, February 10, 2022 9:27 am

<i>Name</i>	<i>Facility</i>	<i>Conn</i>	<i>NOV</i>	<i>Identified</i>	<i>Action</i>	<i>Viol Date</i>	<i>Fee</i>	<i>Level</i>
Action Cleaning Corporation	25-0196	100	100864	29-Nov-2021	29-Nov-2021	18-Oct-2021	50	Notice only
Affordable Grease Pumping	25-0432	100	98500	25-Jan-2021	25-Jan-2021	08-Dec-2020	100	Initial notice
			98688	08-Feb-2021	08-Feb-2021	20-Nov-2020	100	Initial notice
			98688	08-Feb-2021	07-Apr-2021	20-Nov-2020	75	Final notice
			99442	06-Jul-2021	06-Jul-2021		50	Notice only
			100120	23-Aug-2021	23-Aug-2021	11-Jun-2021	100	Initial notice
			100120	23-Aug-2021	20-Oct-2021	11-Jun-2021	75	Second notice
All Seasons RV Park	25-0233	100	100796	29-Oct-2021	29-Oct-2021		50	Notice only
Aqua Aire West LLC	11-0447	110	99035	25-Feb-2021	01-Mar-2021		50	Notice only
			99131	22-Mar-2021	23-Mar-2021		50	Notice only
Associated Microbreweries LTD aka Karl Strauss	05-1183	100	99443	19-May-2021	19-May-2021		50	Notice only
			101173	30-Nov-2021	30-Nov-2021		100	Initial notice
CALTRANS - Kearny Mesa	05-0467	140	97423	12-Oct-2020	05-Feb-2021		75	Final notice
CALTRANS - Kearny Mesa	05-0467	240	97424	12-Oct-2020	05-Feb-2021		75	Final notice
California Filtration Services Inc	16-0776	110	95920	21-Feb-2020	05-Feb-2021		100	Final notice
			97383	01-Oct-2020	05-Feb-2021		75	Second notice
			97383	01-Oct-2020	02-Jun-2021		75	Final notice
			99040	25-Feb-2021	25-Feb-2021		100	Initial notice
			99040	25-Feb-2021	07-Apr-2021		75	Second notice
			99381	17-May-2021	17-May-2021	24-Feb-2020	50	Notice only
			99382	17-May-2021	17-May-2021	11-Aug-2020	50	Notice only
			99383	17-May-2021	17-May-2021	11-Feb-2021	50	Notice only
			100152	25-Aug-2021	25-Aug-2021		100	Initial notice
			100152	25-Aug-2021	20-Oct-2021		75	Second notice
Campbell Membrane Technologies Inc	16-0775	110	99149	24-Mar-2021	24-Mar-2021		100	Initial notice
			99149	24-Mar-2021	26-May-2021		75	Second notice
			99436	02-Aug-2021	01-Aug-2021	29-Jan-2021	50	Notice only
City; Environmental Svcs - Miramar Landfill	25-0557	100	100083	23-Aug-2021	23-Aug-2021		50	Notice only
County of San Diego DPW Heise Park WWTP	25-0468	100	101179	30-Nov-2021	30-Nov-2021		100	Initial notice
County of San Diego DPW Julian WWTP	25-0325	100	101177	30-Nov-2021	30-Nov-2021		100	Initial notice
County of San Diego DPW Rancho Del Campo WWTP	25-0244	100	101176	30-Nov-2021	30-Nov-2021		100	Initial notice
DARPRO Solutions Division of Darling International	03-0332	120	98428	11-Jan-2021	11-Jan-2021		50	Notice only
Decisive Testing Inc	10-0384	100	99888	22-Jul-2021	22-Jul-2021		100	Initial notice
Dentistry of Del Mar	15-0026		97835	09-Nov-2020	21-Dec-2021		75	Second notice
Dr. Robert Kluge, DDS	34-0128		97853	09-Nov-2020	21-Dec-2021		75	Second notice

NOVs Issued in 2021 for nonSIUs Discharging to Treatment Plant 1

Report run on: Thursday, February 10, 2022 9:27 am

<i>Name</i>	<i>Facility</i>	<i>Conn</i>	<i>NOV</i>	<i>Identified</i>	<i>Action</i>	<i>Viol Date</i>	<i>Fee</i>	<i>Level</i>			
Escient Pharmaceuticals	02-1355	100	99703	21-Jun-2021	21-Jun-2021	31-May-2021	50	Notice only			
Fairbanks Ranch Community Services District	25-0410	100	98349	21-Dec-2020	04-Jan-2021		50	Notice only			
			99441	06-Jul-2021	06-Jul-2021	30-Apr-2021	50	Notice only			
Fen-Hui Chen DDS Inc	02-1455		97884	09-Nov-2020	21-Dec-2021		75	Second notice			
Fleetwash Inc	13-0533	110	99038	25-Feb-2021	25-Feb-2021		100	Initial notice			
Gabriel Tortilleria & Mexican Food	11-0589	110	95445	30-Jan-2020	05-Feb-2021		100	Final notice			
			96982	12-Aug-2020	05-Feb-2021		75	Final notice			
			98526	26-Jan-2021	26-Jan-2021		100	Initial notice			
			98526	26-Jan-2021	17-Feb-2021		75	Second notice			
			98548	15-Feb-2021	15-Feb-2021	12-Nov-2020	100	Final notice			
			98548	15-Feb-2021	15-Feb-2021	12-Nov-2020	100	Initial notice			
			98548	15-Feb-2021	14-Apr-2021	12-Nov-2020	75	Second notice			
			99249	22-Apr-2021	22-Apr-2021		100	Initial notice			
Gentle Dental Sorrento Valley	02-0672		99890	22-Jul-2021	29-Jul-2021		50	Notice only			
			100035	09-Aug-2021	09-Aug-2021	24-Jun-2021	50	Notice only			
			97860	09-Nov-2020	21-Dec-2021		75	Second notice			
			Golden Acorn Casino	25-0197	100	100805	01-Nov-2021	05-Nov-2021	21-Sep-2021	0	Notice only
			Hanson Aggregates Pacific Southwest LLC	33-0075	100	95923	21-Feb-2020	10-Feb-2021		100	Final notice
			Highland Dental	19-0335		97842	09-Nov-2020	21-Dec-2021		75	Second notice
			Juice Delivery LLC dba Solti	03-1381	100	100652	07-Oct-2021	07-Oct-2021		100	Initial notice
						100652	07-Oct-2021	12-Nov-2021		75	Second notice
Juice Delivery LLC dba Solti	03-1381	120	100289	21-Sep-2021	21-Sep-2021		100	Initial notice			
			100289	21-Sep-2021	20-Oct-2021		75	Second notice			
			100650	06-Oct-2021	06-Oct-2021		100	Initial notice			
			100650	06-Oct-2021	12-Nov-2021		75	Second notice			
			100651	07-Oct-2021	07-Oct-2021		100	Initial notice			
			100651	07-Oct-2021	12-Nov-2021		75	Second notice			
JuneShine	03-1176	110	100301	27-Sep-2021	27-Sep-2021		50	Notice only			
Mira Mesa Dental Care	02-0696		97881	09-Nov-2020	21-Dec-2021		75	Second notice			
Moody's Lunch Service Inc	11-0147	150	99727	21-Jun-2021	21-Jun-2021	19-May-2021	100	Initial notice			
			100641	04-Oct-2021	04-Oct-2021	01-Sep-2021	100	Initial notice			
Mossy Inc	19-0115	120	100560	27-Sep-2021	27-Sep-2021	20-Sep-2021	50	Initial notice			
New Leaf Biofuel LLC	11-0380	110	99041	15-Mar-2021	15-Mar-2021	07-Jan-2021	50	Notice only			
Nielsen Biosciences Inc	02-1377	100	100708	25-Oct-2021	29-Oct-2021	30-Sep-2021	100	Initial notice			
Oak Tree Ranch Inc	25-0157	100	99255	22-Apr-2021	26-Apr-2021		50	Notice only			
Poway Coast Dental	20-0289		97848	09-Nov-2020	21-Dec-2021		75	Second notice			

NOVs Issued in 2021 for nonSIUs Discharging to Treatment Plant 1

Report run on: Thursday, February 10, 2022 9:27 am

<i>Name</i>	<i>Facility</i>	<i>Conn</i>	<i>NOV</i>	<i>Identified</i>	<i>Action</i>	<i>Viol Date</i>	<i>Fee</i>	<i>Level</i>
Poway Family Dental Group and Orthodontics	20-0290		97849	09-Nov-2020	21-Dec-2021		75	Second notice
Premier Dental Care of Eastlake	13-0630		97833	09-Nov-2020	21-Dec-2021		75	Second notice
San Diego Transit Corporation	11-0086	100	99147	24-Mar-2021	25-Mar-2021		50	Notice only
San Diego Transit Corporation	11-0086	200	99148	24-Mar-2021	25-Mar-2021		50	Notice only
San Diego Wood Preserving Company	19-0045	110	99894	22-Jul-2021	23-Jul-2021		0	Notice only
San Diego Zoo Safari Park	25-0174	100	99151	24-Mar-2021	24-Mar-2021		50	Notice only
San Marcos Energy LLC	25-0343	100	99043	15-Mar-2021	15-Mar-2021		50	Notice only
			100084	23-Aug-2021	23-Aug-2021	19-Jul-2021	50	Notice only
			101141	29-Nov-2021	29-Nov-2021	02-Nov-2021	50	Notice only
San Ysidro Health Children's Dental Center @ Rady	06-0684		97878	09-Nov-2020	21-Dec-2021		75	Second notice
Santa Monica Seafood dba Chesapeake Fish Company	11-0251	110	99673	25-May-2021	25-May-2021		100	Initial notice
Santa Monica Seafood dba Chesapeake Fish Company	11-0251	210	99674	25-May-2021	25-May-2021		100	Initial notice
Sharp Memorial Hospital	05-0039	100	99681	21-Jun-2021	21-Jun-2021		50	Notice only
			100181	20-Sep-2021	20-Sep-2021	31-Jul-2021	50	Notice only
Sonrisa Dental	13-0199		97830	09-Nov-2020	21-Dec-2021		75	Second notice
Sorrento Valley Dental Group	02-0840		97890	09-Nov-2020	21-Dec-2021		75	Second notice
Stella Polly Inc dba Mikkeller San Diego	03-1194	110	98430	11-Jan-2021	11-Jan-2021		50	Notice only
			99154	28-Jun-2021	28-Jun-2021		50	Notice only
Stone Brewing Company	25-0411	100	101178	30-Nov-2021	30-Nov-2021		100	Initial notice
			101202	13-Dec-2021	13-Dec-2021	09-Oct-2021	50	Notice only
Suez Water Technologies & Solutions	25-0319	100	98291	14-Dec-2020	16-Apr-2021	15-Oct-2020	75	Second notice
			98291	14-Dec-2020	02-Jun-2021	15-Oct-2020	75	Final notice
			99745	22-Jun-2021	23-Jun-2021		50	Notice only
Sycuan Casino	25-0358	100	98468	25-Jan-2021	25-Jan-2021		50	Notice only
			99440	02-Aug-2021	02-Aug-2021	30-Apr-2021	50	Notice only
The Hertz Corporation	08-0398	110	100568	27-Sep-2021	27-Sep-2021	22-Sep-2021	50	Initial notice
The Hertz Corporation	08-0398		101201	09-Dec-2021	09-Dec-2021		100	Initial notice
Thomas Industrial Water	11-0475	100	100042	11-Aug-2021	11-Aug-2021		0	Initial notice
			100045	11-Aug-2021	11-Aug-2021		0	Initial notice
Thomas Industrial Water	11-0475	110	96908	12-Aug-2020	10-Feb-2021		100	Final notice
			97379	01-Oct-2020	10-Feb-2021		75	Second notice
			98243	30-Nov-2020	10-Feb-2021		75	Second notice
			98243	30-Nov-2020	21-Apr-2021		300	Prelim Conf
			99036	25-Feb-2021	02-Mar-2021		50	Notice only

NOVs Issued in 2021 for nonSIUs Discharging to Treatment Plant 1

Report run on: Thursday, February 10, 2022 9:27 am

<i>Name</i>	<i>Facility</i>	<i>Conn</i>	<i>NOV</i>	<i>Identified</i>	<i>Action</i>	<i>Viol Date</i>	<i>Fee</i>	<i>Level</i>
Thomas Industrial Water	11-0475	110	99102	22-Mar-2021	22-Mar-2021	25-Feb-2021	50	Notice only
			100081	23-Aug-2021	23-Aug-2021		0	Notice only
			100137	23-Aug-2021	23-Aug-2021		0	Notice only
Tierra Town Dental Center	06-0483		97854	09-Nov-2020	21-Dec-2021		75	Second notice
Town Center Dental Group	21-0364		97855	09-Nov-2020	21-Dec-2021		75	Second notice
Toyota Chula Vista	13-0439	110	100862	29-Nov-2021	29-Nov-2021	30-Sep-2021	100	Initial notice
USN;Naval Amphibious Base Coronado	08-0490	600	100634	04-Oct-2021	04-Oct-2021	08-Sep-2021	100	Initial notice
UT; DPR Construction	02-1428	100	100033	02-Aug-2021	06-Aug-2021	31-Jan-2021	50	Notice only
UT; Shimmick Construction Co Inc	03-1080	100	99028	25-Feb-2021	01-Mar-2021		50	Notice only
UT; St Vincent De Paul Village	11-0241	110	96935	12-Aug-2020	10-Feb-2021		100	Final notice
			96979	12-Aug-2020	10-Feb-2021		100	Final notice
			98525	26-Jan-2021	26-Jan-2021		50	Notice only
			98649	08-Feb-2021	08-Feb-2021	31-Dec-2020	50	Notice only
			99062	06-Jul-2021	06-Jul-2021	31-Jan-2021	100	Initial notice
			99153	06-Jul-2021	06-Jul-2021	28-Feb-2021	50	Notice only
			99248	22-Apr-2021	22-Apr-2021		100	Initial notice
			99248	22-Apr-2021	02-Jun-2021		75	Second notice
			99672	25-May-2021	25-May-2021		100	Initial notice
			99689	06-Jul-2021	06-Jul-2021		50	Notice only
			99690	06-Jul-2021	06-Jul-2021		50	Notice only
			99740	22-Jun-2021	22-Jun-2021		100	Initial notice
			99740	22-Jun-2021	02-Aug-2021		300	Prelim Conf
99889	22-Jul-2021	22-Jul-2021		100	Initial notice			
Water Works Inc	06-0569	110	100037	09-Aug-2021	09-Aug-2021	30-Jun-2021	100	Initial notice
			100162	20-Sep-2021	20-Sep-2021	31-Jul-2021	100	Initial notice
			100292	21-Sep-2021	22-Sep-2021		50	Notice only
			100299	27-Sep-2021	27-Sep-2021	31-Aug-2021	50	Notice only
			99259	17-May-2021	17-May-2021		50	Notice only
We Care Dentistry Inc.	13-0628		97832	09-Nov-2020	21-Dec-2021		75	Second notice
Western Dental	09-0884		97870	09-Nov-2020	21-Dec-2021		75	Second notice
Western Dental	10-0422		97877	09-Nov-2020	21-Dec-2021		75	Second notice
White Labs Inc	03-1369	110	98554	15-Feb-2021	01-Feb-2021		0	Notice only

Total fees: **\$10,050**

NOV count: **137**

Sampling in 2021 at SIUs discharging to Treatment Plant 1

Report run on: Wednesday, February 9, 2022 3:39 pm

<i>Facility Pmt</i>	<i>Name</i>	<i>Conn</i>	<i>Principle Process</i>	<i>Pmt Include</i>	<i>Parmcode</i>	<i>City Samples</i>	<i>Self Samples</i>
02-0112 06-B	University of California San Diego	100	Overview - Muir & Revelle Colleges	L	COPPER	1	4
					TSS	1	4
					SILVER CERT		2
					BIOHAZARD CERT		2
					SOLVENT CERT		2
					FLOW		12
					PH	1	4
					PH HIGHEST	1	
					PH LOWEST	1	
					COD	1	4
					RAIN DIVERT CERT		1
					200	Overview - Med School	L
					COD	1	4
					COPPER	1	4
					SILVER CERT		2
					SOLVENT CERT		2
					TSS	1	4
					PH HIGHEST	1	
					BIOHAZARD CERT		2
					PH LOWEST	1	
					FLOW		12
		300	Overview - Northeast Campus	L	BIOHAZARD CERT		2
					PH HIGHEST	1	
					RAIN DIVERT CERT		1
					COPPER	1	4
					PH LOWEST	1	
					COD	1	4
					SILVER CERT		2
			TSS	1	4		
			FLOW		12		
			PH	1	4		
			SOLVENT CERT		2		
330	R&D at Calit2 Bldg	L	R&D CERT		2		
500	Stein Clinical Sciences	L	COD	1	4		
			TSS	1	4		
			FLOW		12		
			PH	1	4		
			PH HIGHEST	1			
			PH LOWEST	1			
			BIOHAZARD CERT		2		
			COPPER	1	4		
			SILVER CERT		2		
			SOLVENT CERT		2		

Sampling in 2021 at SIUs discharging to Treatment Plant 1

Report run on: Wednesday, February 9, 2022 3:39 pm

<i>Facility Pmt</i>	<i>Name</i>	<i>Conn</i>	<i>Principle Process</i>	<i>Pmt</i> <i>Include</i>	<i>Parmcode</i>	<i>City</i> <i>Samples</i>	<i>Self</i> <i>Samples</i>
02-0112 06-B	University of California San Diego	600	Overview - NW Campus	L	PH LOWEST	1	
					BIOHAZARD CERT		2
					SOLVENT CERT		2
					PH HIGHEST	1	
					TSS	1	4
					COPPER	1	4
					FLOW		12
					PH	1	4
					COD	1	4
					SOLVENT CERT		2
02-0332 07-A	Pall Filtration & Separations Group Inc	100	Lateral	L	TSS	3	6
					PH	3	6
					COD	3	6
					FLASH	3	6
					FLOW		10
02-0518 06-A	Suneva Medical Inc	100	Sewer Lateral	L	BIOHAZARD CERT		2
					PHARMA MFR CERT		2
					SOLVENT CERT		2
					ANNUAL SCAN CERT		2
					FLOW		4
		110	Pharmaceutical Manufacturing	F	ISOP ACETATE:P-O	1	4
					ACETONE:P-O	1	4
					ETHYL ACET:P-O	1	4
					FLOW MAX		4
					METHYLE CL:P-O	1	4
N-AMYL ACET:P-O	1	4					
PH	1	4					
02-0582 07-A	The Argen Corporation	100	Sewer Lateral	L	SOLVENT CERT		2
					110	Precious Metals Forming	F
		FLOW		2			
		SILVER	2	23			
		CYANIDE(T)	2	23			
		FLOW MAX		2			
		COD	2	23			
		PRODUCTION RPT		2			
		ZEROUNAUTHZ CERT		4			
		CADMIUM	2	23			
TSS	2	23					
02-0762 06-A	Pacira Pharmaceuticals Inc	100	Ti anodizing - Zero generation Building 1 lateral	L	ZERORENERTN CERT		4
					BIOHAZARD CERT		4
					PHARMA MFR CERT		4
					SOLVENT CERT		4
					COD	1	4

Sampling in 2021 at SIUs discharging to Treatment Plant 1

Report run on: Wednesday, February 9, 2022 3:39 pm

<i>Facility Pmt</i>	<i>Name</i>	<i>Conn</i>	<i>Principle Process</i>	<i>Pmt Include</i>	<i>Parmcode</i>	<i>City Samples</i>	<i>Self Samples</i>
02-0762 06-A	Pacira Pharmaceuticals Inc	110			PH LOWEST	1	
					ANNUAL SCAN CERT		4
					ACETONE:P-O	1	4
					ETHYL ACET:P-O	1	4
					FLOW MAX		4
					ISOP ACETATE:P-O	1	4
					N-AMYL ACET:P-O	1	4
					PH HIGHEST	1	
					TSS	1	4
					FLOW		4
					METHYLE CL:P-O	1	4
					PH	1	4
					SOLVENT CERT		
					03-0115 07-A	ATK Space Systems Inc	100
410	Abrasive Jet Machining	F	CADMIUM	3			4
			CYANIDE(T)	2			4
			LEAD	3			4
			SILVER	3			4
			TTO(413+433)-P	1			
			PH	3			4
			ZINC	3			4
			CHROMIUM	3			4
			FLOW				4
			FLOW MAX				4
			COPPER	3			4
			NICKEL	3			4
03-0270 04-A	Ballast Point Brewery Miramar	100	Industrial & dilute	L			TTO CERT
					FLOWMETER READ 1		12
					PH	1	
					PH MIN/MAX RPT		12
					HAULED WASTE LOG		12
					PH HIGHEST	1	12
					TFDS	1	12
					TSS	1	12
					FLOW R MAX COMB		12
					TDS	1	12
					FLOW RATE MIN		12
					FLOWMETER READ 2		12
					PH LOWEST	1	12
					FLOW		12
PH MAINT&CAL RPT		12					
BARREL COUNTCY		1					
COD	1	12					
BARREL COUNT		12					

Sampling in 2021 at SIUs discharging to Treatment Plant 1

Report run on: Wednesday, February 9, 2022 3:39 pm

<i>Facility Pmt</i>	<i>Name</i>	<i>Conn</i>	<i>Principle Process</i>	<i>Pmt Include</i>	<i>Parmcode</i>	<i>City Samples</i>	<i>Self Samples</i>
03-0270 04-A	Ballast Point Brewery Miramar	100			PH VIOL DAYS		12
03-0347 05-B	Sungear	100	Sanitary and industrial	L	SOLVENT CERT		2
		110	Etching rinses	F	CHROMIUM	1	4
					CADMIUM	1	4
					COPPER	1	4
					FLOW		4
					ZINC	1	4
					PH	1	4
					90 DAY COMP CERT		
					CYANIDE(T)	1	4
					LEAD	1	4
					SILVER	1	4
					TTO(413+433)-P	1	
					FLOW MAX		4
					NICKEL	1	4
					TTO CERT		4
03-0717 09-A	Action Powder Coating LLC	110	Coating / cleaning	F	CYANIDE(T)	2	4
					PH LOWEST	2	
					TTO CERT		4
					CHROMIUM	2	4
					FLOW		4
					FLOW MAX		4
					TTO(413+433)-P	1	
					ZINC	2	4
					SILVER	2	4
					PH	2	4
					NICKEL	2	4
					PH HIGHEST	2	
					COPPER	2	4
					LEAD	2	4
					CADMIUM	2	4
03-0779 05-A	IriSys LLC	100	Sanitary & industrial WW	L	SOLVENT CERT		2
					BIOHAZARD CERT		2
		110	Elixir tank cleaning	F	FLOW		1
					FLOW MAX		1
					PH		1
					ETHYL ACET:P-O		1
					METHYLE CL:P-O		
					TSS		1
					ACETONE:P-O		1
					COD		1
					ISOP ACETATE:P-O		1
					N-AMYL ACET:P-O		1

Sampling in 2021 at SIUs discharging to Treatment Plant 1

Report run on: Wednesday, February 9, 2022 3:39 pm

<i>Facility Pmt</i>	<i>Name</i>	<i>Conn</i>	<i>Principle Process</i>	<i>Pmt Include</i>	<i>Parmcode</i>	<i>City Samples</i>	<i>Self Samples</i>
03-0779 05-A	IriSys LLC	110	CIP of the tablet formulation equipment	F	ANNUAL SCAN CERT		4
		120			ISOP ACETATE:P-O		
					PH		
					ANNUAL SCAN CERT		
					ETHYL ACET:P-O		
					N-AMYL ACET:P-O		
					FLOW MAX		
					METHYLE CL:P-O		
					TSS		
					COD		
	ACETONE:P-O						
	FLOW						
	130	Small scale manufacturing	L	ZERODISCHRG CERT		2	
	140	Compounding/mixing and formulation	F	COD			
				METHYLE CL:P-O			
				N-AMYL ACET:P-O			
				TSS			
				PH			
				FLOW			
				ISOP ACETATE:P-O			
				ETHYL ACET:P-O			
				ACETONE:P-O			
				ANNUAL SCAN CERT		3	
				FLOW MAX			
03-0801 04-A	Cue Health Inc	100	Industrial & sanitary	L	BIOHAZARD CERT		3
					SOLVENT CERT		3
		110	Automation cell sanitation	F	NICKEL	2	3
					PH	2	3
					TSS	2	3
					COPPER	2	3
					SILVER	2	3
					CADMIUM	2	3
					TTO CERT		2
					COD	2	3
					FLOW MAX		3
					TTO(413+433)-P	2	2
					90 DAY COMP CERT		4
					CYANIDE(T)	2	2
					FLOW		3
					ZINC	2	3
					CHROMIUM	2	3
03-0920 06-A	Alphacoat Finishing LLC	110	Metal Finishing	F	LEAD	2	3
					FLOW		2

Sampling in 2021 at SIUs discharging to Treatment Plant 1

Report run on: Wednesday, February 9, 2022 3:39 pm

<i>Facility Pmt</i>	<i>Name</i>	<i>Conn</i>	<i>Principle Process</i>	<i>Pmt Include</i>	<i>Parmcode</i>	<i>City Samples</i>	<i>Self Samples</i>					
03-0920 06-A	Alphacoat Finishing LLC	110			FLOW MAX		2					
					TTO(413+433)-P	1						
					ZINC	3	5					
					LEAD	3	5					
					NICKEL	3	5					
					COPPER	3	5					
					SILVER	3	5					
					TTO CERT		4					
					CADMIUM	3	5					
					CHROMIUM	3	5					
					CYANIDE(T)	3	5					
					PH	3	3					
					03-0966 04-A	WC IPA LLC	110	Industrial Discharges from Brewing	L	FLOWMETER READ 2		12
										FLOW RATE MIN		12
PH LOWEST	1	12										
TFDS	1	14										
FLOW		12										
HAULED WASTE LOG		10										
COD	1	14										
TDS	1	14										
TSS	1	14										
PH	1											
PH HIGHEST	1	12										
PH MAINT&CAL RPT		9										
FLOWMETER READ 1		12										
PH MIN/MAX RPT		12										
PH VIOL DAYS		12										
03-1017 04-A	Anocote Metal Finishing Inc	110	Etch, anodize, and cleaning rinses	F	BARREL COUNTCY		1					
					FLOW RATE MAX		12					
					COPPER	1	4					
					LEAD	1	4					
					TTO CERT		4					
					TTO(413+433)-P	1						
					ZINC	1	4					
					CYANIDE(T)	1	4					
					SILVER	1	4					
					PH	1	4					
					CADMIUM	1	4					
					CHROMIUM	1	4					
					FLOW		4					
					FLOW MAX		4					
03-1024 02-A	PolyPeptide Laboratories San Diego	100	Industrial and sanitary	L	NICKEL	1	4					
					SOLVENT CERT		1					

Sampling in 2021 at SIUs discharging to Treatment Plant 1

Report run on: Wednesday, February 9, 2022 3:39 pm

<i>Facility Pmt</i>	<i>Name</i>	<i>Conn</i>	<i>Principle Process</i>	<i>Pmt Include</i>	<i>Parmcode</i>	<i>City Samples</i>	<i>Self Samples</i>
03-1024 02-A	PolyPeptide Laboratories San Diego	100			PHARMA MFR CERT		1
					BIOHAZARD CERT		1
		110	Labware cleaning - Angiotensin II mfrg	F	CYANIDE(T) CYANIDE CERT		1
03-1070 05-A	Johnson Matthey Medical Products	100	Building 1 sewer lateral	L	SOLVENT CERT		2
		110	Parts cleaning, tumbling	F	FLOW		4
					FLOW MAX		4
					90 DAY COMP CERT		4
					CADMIUM	1	4
					NICKEL	1	4
					SILVER	1	4
					CHROMIUM	1	4
					COD	1	4
					PH	1	4
					TSS	1	4
					TTO CERT		4
					CYANIDE(T)	1	4
					COPPER	1	4
					LEAD	1	4
					TTO(413+433)-P	1	4
					ZINC	1	4
03-1203 02-A	nVent - Schroff Inc	200	Building 2 sewer lateral	L			
		100	Industrial and sanitary	L	SOLVENT CERT		2
		110	Tumble deburring	F	CADMIUM	1	5
					NICKEL	1	5
					LEAD	1	5
					SILVER	1	5
					COPPER	1	5
					CYANIDE(T)	1	5
					90 DAY COMP CERT		
					CHROMIUM	1	5
					TTO CERT		4
					ZINC	1	5
					PH	1	5
					TTO(413+433)-P	1	5
					TSS		5
					COD	1	5
					FLOW		4
			FLOW MAX		4		
		130	Machining (coolant), heat treat (quench)	L	ZERODISCHRG CERT		2
03-1300 02-A	JDZ Inc DBA AleSmith Brewing	110	Industrial Discharges from	L	PH MIN/MAX RPT		12

Sampling in 2021 at SIUs discharging to Treatment Plant 1

Report run on: Wednesday, February 9, 2022 3:39 pm

<i>Facility Pmt</i>	<i>Name</i>	<i>Conn</i>	<i>Principle Process</i>	<i>Pmt Include</i>	<i>Parmcode</i>	<i>City Samples</i>	<i>Self Samples</i>					
03-1300 02-A	JDZ Inc DBA AleSmith Brewing Company	110			TSS	1	12					
					COD	1	12					
					PH	1	12					
					FLOWMETER READ 2		12					
					PH VIOL DAYS		12					
					BARREL COUNTCY		1					
					FLOW		12					
					HAULED WASTE LOG		12					
					PH HIGHEST	1	12					
					PH LOWEST	1	12					
					TFDS	1	12					
					FLOW RATE MIN		12					
					BARREL COUNT		12					
					FLOW RATE MAX		12					
					FLOWMETER READ 1		12					
					PH MAINT&CAL RPT		12					
					03-1338 03-A	Saint Archer Brewing Company	110	Brewery	L	PH MIN/MAX RPT		12
FLOW		12										
PH VIOL DAYS		12										
COD	3	12										
FLOWMETER READ 2		12										
PH HIGHEST	3	12										
TSS	3	12										
FLOW RATE MIN		12										
PH	3	12										
FLOW RATE MAX		12										
PH LOWEST	3	12										
PH MAINT&CAL RPT		12										
FLOWMETER READ 1		12										
03-1380 02-A	Santier Inc	110	Metal Finishing / Surface Treatment	F						CADMIUM	1	4
										COD	1	4
										MOLYBDENUM	1	4
										PH	1	4
					FLOW		4					
					ZINC	1	4					
					PRODUCTION RPT		4					
					TTO(413+433)-P	1	4					
					COPPER	1	4					
					CYANIDE(T)	1	4					
					FLOW MAX		4					
					TSS	1	4					
					TTO CERT		4					
					SILVER	1	4					

Sampling in 2021 at SIUs discharging to Treatment Plant 1

Report run on: Wednesday, February 9, 2022 3:39 pm

<i>Facility Pmt</i>	<i>Name</i>	<i>Conn</i>	<i>Principle Process</i>	<i>Pmt Include</i>	<i>Parmcode</i>	<i>City Samples</i>	<i>Self Samples</i>					
03-1380 02-A	Santier Inc	110			CHROMIUM	1	4					
					FLUORIDE	1	4					
					LEAD	1	4					
					NICKEL	1	4					
04-0569 01-B	UT; SC Valley Engineering Inc	100	Construction dewatering	L	BNZ(W/OAGG)	1	3					
					COD	2	3					
					FLOW RATE MAX		3					
					FLOW TOTIMPORTED		3					
					TSS	1	3					
					FLOW R MAX WET		3					
					FLOW RATE MIN		3					
					BTEX	1	3					
					FLOWMETER READ 2		3					
					PETROLEUM HC	2	2					
					FLOWMETER READ 1		3					
					TPH		3					
					05-0684 07-A	Stallergenes Greer dba Allermed Laboratories Inc	130	Wash/sterilize glassware	F	COD		
										FLOWMETER READ 1		
										TSS		
FLOW R MAX WET												
FLOWMETER READ 2												
FLOW RATE MIN												
FLOW RATE MAX												
FLOW TOTIMPORTED		3										
FLOW		4										
FLOW MAX		4										
N-AMYL ACET:P-O	1	1										
ETHYL ACET:P-O	1	2										
ANNUAL SCAN CERT		4										
ISOP ACETATE:P-O	1	1										
METHYLE CL:P-O	1	1										
ACETONE:P-O	1	4										
140	Glassware/equip wash	F	ANNUAL SCAN CERT		4							
			ACETONE:P-O	1	4							
			N-AMYL ACET:P-O	1	1							
			FLOW		4							
			ISOP ACETATE:P-O	1	1							
			METHYLE CL:P-O	1	1							
			ETHYL ACET:P-O	1	1							
150	Media prep/tube wash	F	FLOW MAX		4							
			N-AMYL ACET:P-O	1	1							
			METHYLE CL:P-O	1	1							
			ANNUAL SCAN CERT		4							

Sampling in 2021 at SIUs discharging to Treatment Plant 1

Report run on: Wednesday, February 9, 2022 3:39 pm

<i>Facility Pmt</i>	<i>Name</i>	<i>Conn</i>	<i>Principle Process</i>	<i>Pmt Include</i>	<i>Parmcode</i>	<i>City Samples</i>	<i>Self Samples</i>							
05-0684 07-A	Stallergenes Greer dba Allermed Laboratories Inc	150			FLOW		4							
					FLOW MAX		4							
					ACETONE:P-O	1	1							
					ETHYL ACET:P-O	1	1							
05-0985 05-A	Chromalloy San Diego	100	Sewer Lateral	L	ISOP ACETATE:P-O	1	1							
					ZERODISCHRG CERT		4							
		130	FPI testing			F	FLOW MAX		4					
							TTO CERT		4					
							LEAD	1	4					
							CHROMIUM	1	4					
							CYANIDE(T)	1	4					
							COPPER	1	4					
							NICKEL	1	4					
							SILVER	1	4					
							TTO(413+433)-P	1						
							ZINC	1	4					
							CADMIUM	1	4					
							FLOW		4					
							140	FPI testing for Snecma			F	SILVER		
												COPPER		
FLOW MAX														
LEAD														
TTO CERT		2												
TTO(413+433)-P														
CHROMIUM														
CADMIUM														
CYANIDE(T)														
FLOW														
05-0997 06-A	TTM Technologies Inc - San Diego Division	220	PCB Manufacturing	F	ZINC									
					CADMIUM	1	11							
					PH LOWEST	1								
					FLOW		4							
					CHROMIUM	1	11							
					NICKEL	1	11							
					SILVER	1	11							
					TSS	1	4							
					ZINC	1	11							
					COD	1	4							
					PH	1	10							
					LEAD	1	11							
					TTO CERT		4							
					PH HIGHEST	1								

Sampling in 2021 at SIUs discharging to Treatment Plant 1

Report run on: Wednesday, February 9, 2022 3:39 pm

<i>Facility Pmt</i>	<i>Name</i>	<i>Conn</i>	<i>Principle Process</i>	<i>Pmt Include</i>	<i>Parmcode</i>	<i>City Samples</i>	<i>Self Samples</i>					
05-0997 06-A	TTM Technologies Inc - San Diego Division	220	Gold Electro Plating	F	TTO(413+433)-P	1						
					COPPER	1	11					
					CYANIDE(T)	1	11					
					FLOW		5					
					FLOW		4					
05-1019 06-B	USN;Marine Corps Air Station Miramar	100	Sanitary & Aircraft maintenance	L	Immersion Gold	F	4					
					Film Developing	L	2					
					BIOHAZARD CERT	L	2					
					PH	1	5					
					ZEROGENERTN CERT		1					
					OIL/GREASE	1	5					
					RAIN DIVERT CERT		1					
					TSS	1	5					
					FLOW RATE MAX							
					REPORT RPT		1					
05-1250 03-A	UT; 7510 Hazard LLC	100	Construction dewatering	L	SOLVENT CERT		2					
					COD	1	5					
					FLOW MAX							
					FLOW RATE MIN		6					
					TSS		6					
					FLOW RATE MAX		6					
					COD		5					
					FLOWMETER READ 1		7					
					FLOW TOTIMPORTED		11					
					FLOWMETER READ 2		7					
05-1351 01-A	UT; Flatiron West Inc	100	Construction dewatering	L	FLOW RATE MAX		2					
					COD	1	2					
					FLOW RATE MIN		2					
					TSS	1	2					
					FLOW R MAX WET		2					
					FLOWMETER READ 1		2					
					FLOW TOTIMPORTED		2					
					FLOWMETER READ 2		2					
					06-0058 07-A	Kyocera International Inc	130	Ni plating, cleaning	F	COPPER	1	6
										TTO CERT		6
FLOW MAX		6										
CHROMIUM	1	6										
SILVER	1	6										
FLOW		6										
NICKEL	1	6										
TTO(413+433)-P	1											
CADMIUM	1	6										
COD	1	6										

Sampling in 2021 at SIUs discharging to Treatment Plant 1

Report run on: Wednesday, February 9, 2022 3:39 pm

<i>Facility Pmt</i>	<i>Name</i>	<i>Conn</i>	<i>Principle Process</i>	<i>Pmt Include</i>	<i>Parmcode</i>	<i>City Samples</i>	<i>Self Samples</i>		
06-0058 07-A	Kyocera International Inc	130			PH HIGHEST	1			
					TSS	1	6		
					ZINC	1	6		
					LEAD	1	6		
					PH	1	6		
		PH LOWEST			1				
		131			Au plating	F	CYANIDE(T)	2	6
							FLOW		6
							CYANIDE(A)	1	6
							FLOW MAX		6
08-0008 07-A	UT; USN NBPL Defense Fuel Support Point	210	Fuel recovery	L	FLOW R MAX WET		4		
					PETROLEUM HC	1			
					FLOWMETER READ 1		4		
					FLASH	2	4		
					FLOW TOTIMPORTED		4		
					FLOW R MAX DRY		4		
					TPH		4		
		220	Groundwater remediation	L	FLOWMETER READ 2		4		
					FLOW R MAX WET		4		
					FLOW TOTIMPORTED		4		
					PETROLEUM HC	1			
					FLASH	2	4		
					FLOW R MAX DRY		4		
					FLOWMETER READ 2		4		
			TPH		4				
08-0018 07-A	USN;Naval Base Coronado - NASNI	100	NASNI pump station	L	FLOWMETER READ 1		4		
					BIOHAZARD CERT		2		
					OIL/GREASE	1	4		
					PHARMA HC CERT		2		
					CHT CERT		2		
					SILVER CERT		2		
					SOLVENT CERT		2		
		2	SULFIDE DISSOLVD	2	4				
		120	IWTP	F	PH	1	4		
					FLOW MAX		4		
					TTO(413+433)-P		5		
					ZINC	1	5		
					CHROMIUM	1	5		
					COPPER	1	5		
			LEAD	1	5				
			NICKEL	1	5				
			CADMIUM	1	5				
			FLOW		4				

Sampling in 2021 at SIUs discharging to Treatment Plant 1

Report run on: Wednesday, February 9, 2022 3:39 pm

<i>Facility</i>	<i>Pmt</i>	<i>Name</i>	<i>Conn</i>	<i>Principle Process</i>	<i>Pmt</i> <i>Include</i>	<i>Parmcode</i>	<i>City</i> <i>Samples</i>	<i>Self</i> <i>Samples</i>
08-0018	07-A	USN;Naval Base Coronado - NASNI	120			SILVER	1	5
			123	IWTP CN treatment	F	FLOW MAX CYANIDE(A) FLOW	1	2 1 2
			140	Engine test cell cleaning	F	CADMIUM CHROMIUM ZINC LEAD SILVER COPPER TTO(413+433)-P FLOW FLOW MAX NICKEL CYANIDE(T) TTO CERT	1 1 1 1 1 1 1	4 4 4 4 4 4 4 4 4 4 4 4
			150	Oil recovery plant	F	CYANIDE(T) FLOW NICKEL TTO(413+433)-P LEAD SILVER CADMIUM COPPER CHROMIUM FLOW MAX ZINC	1 1 1 1 1 1 1 1 1 1 1	12 12 12 12 12 12 12 12 12 12 14
			160	Hydrostatic testing	F	CHROMIUM FLOW MAX TTO CERT SILVER TTO(413+433)-P CYANIDE(T) FLOW LEAD CADMIUM COPPER NICKEL ZINC	1 1 1 1 1 1 1 1 1 1 1 1	4 4 4 4 4 4 4 4 4 4 4 4
			180	Pump/valve/hose testing	F	FLOW CYANIDE(T) CHROMIUM SILVER	1 1 1 1	4 4 4 4

Sampling in 2021 at SIUs discharging to Treatment Plant 1

Report run on: Wednesday, February 9, 2022 3:39 pm

<i>Facility Pmt</i>	<i>Name</i>	<i>Conn</i>	<i>Principle Process</i>	<i>Pmt Include</i>	<i>Parmcode</i>	<i>City Samples</i>	<i>Self Samples</i>
08-0018 07-A	USN;Naval Base Coronado - NASNI	180			TTO(413+433)-P ZINC FLOW MAX CADMIUM LEAD NICKEL TTO CERT COPPER		
		190	Aircraft test pad cleaning	F	CADMIUM CYANIDE(T) FLOW MAX SILVER FLOW TTO CERT COPPER NICKEL ZINC TTO(413+433)-P CHROMIUM LEAD	1 1 1 1 1 1 1 1 1	4 4 4 4 4 4 4 4 4 4 4 4
		799	Contaminated stormwater	L	BNZ(W/OAGG) FLOW TOTIMPORTED	1 1	12 12
08-0600 06-B	UT; Granite Construction Company	100	construction dewatering	L	TPH BNZ(W/OAGG) COD PETROLEUM HC FLOW R MAX WET FLASH FLOW RATE MIN FLOW TOTIMPORTED FLOWMETER READ 1 LEAD BTEX TSS FLOW RATE MAX FLOWMETER READ 2		1 3 1 3 1 3 6 5 1 1 3 3 5 2 2 2 2 4 2 2 4 2
		200	construction dewatering	L	FLOW RATE MAX FLOWMETER READ 2 FLOW RATE MAX FLOWMETER READ 2 LEAD PETROLEUM HC BTEX FLOWMETER READ 1 TSS		2 5 2 4 2 2 2 4 2

Sampling in 2021 at SIUs discharging to Treatment Plant 1

Report run on: Wednesday, February 9, 2022 3:39 pm

<i>Facility Pmt</i>	<i>Name</i>	<i>Conn</i>	<i>Principle Process</i>	<i>Pmt Include</i>	<i>Parmcode</i>	<i>City Samples</i>	<i>Self Samples</i>
08-0600 06-B	UT; Granite Construction Company	200			TPH		
					FLASH		2
					COD		2
					FLOW RATE MIN		2
					FLOW TOTIMPORTED		5
					BNZ(W/OAGG)		2
					FLOW R MAX WET		2
09-0001 07-A	AlSCO Inc	100	Commercial Laundry	L	COD	6	5
					OIL/GREASE	5	6
					TSS	6	5
					ZINC	6	5
					CLARIFIER RPT		1
					COPPER	6	5
					PH	6	5
					FLOW		5
					FLOW MAX		4
09-0947 02-A	UT; Arcadis US Inc	100	GW construction w/contamination	L	AUTOSHUTDOWN RPT		3
					BNZ(W/OAGG)	1	4
					CHROMIUM	1	4
					COPPER	1	4
					FLOW RATE MAX		4
					FLOW TOTIMPORTED		4
					MERCURY	1	4
					TSS	1	4
					BTEX	1	4
					COD	1	4
					FLOW RATE MIN		4
					LEAD	1	4
					VINYL CL		4
					3CLETHE	1	4
					FLOWMETER READ 1		4
					FLOWMETER READ 2		4
					FLOW R MAX WET		4
					PETROLEUM HC	1	4
					TPH	1	4
					FLASH	1	4
					NICKEL	1	4
					PCBS	1	4
					ZINC	1	4
					12-2CLETHA		4
		110	Opt/Amb regeneration	L	3CLETHE	1	1
					PETROLEUM HC	1	1
					VINYL CL		1

Sampling in 2021 at SIUs discharging to Treatment Plant 1

Report run on: Wednesday, February 9, 2022 3:39 pm

<i>Facility Pmt</i>	<i>Name</i>	<i>Conn</i>	<i>Principle Process</i>	<i>Pmt Include</i>	<i>Parmcode</i>	<i>City Samples</i>	<i>Self Samples</i>
09-0947 02-A	UT; Arcadis US Inc	110			TPH	1	1
					CHROMIUM	1	1
					NICKEL	1	1
					12-2CLETHA		1
					LEAD	1	1
					BNZ(W/OAGG)	1	1
					FLASH	1	1
					PCBS	1	1
					BTEX	1	1
					FLOW RATE MAX		2
					MERCURY	1	1
					COPPER	1	1
					ZINC	1	1
					09-1013 03-A	UT; IQHQ RaDD I LLC	100
ARSENIC	1	3					
FLOW TOTIMPORTED		12					
FLOWMETER READ 1		11					
MOLYBDENUM	1	3					
BNZ(W/OAGG)	1	3					
COD	1	11					
SELENIUM	1	3					
COPPER	1	3					
FLOWMETER READ 2		11					
TSS	1	11					
PETROLEUM HC	1	3					
ZINC	1	3					
BTEX	1	3					
FLOW R MAX DRY		11					
FLOW R MAX WET		11					
FLOW RATE MIN		11					
09-1018 01-B	UT; Holland Partner Group	100	Construction Process Water	L	TPH		3
					ARSENIC	1	4
					TSS	1	6
					BARIUM	1	4
					FLOW R MAX DRY		6
					FLOW RATE MIN		6
					FLOWMETER READ 2		6
					CHROMIUM	1	4
					COBALT	1	4
					COPPER	1	4
					VANADIUM	1	4
					BNZ(W/OAGG)	1	4
LEAD	1	4					

Sampling in 2021 at SIUs discharging to Treatment Plant 1

Report run on: Wednesday, February 9, 2022 3:39 pm

<i>Facility Pmt</i>	<i>Name</i>	<i>Conn</i>	<i>Principle Process</i>	<i>Pmt Include</i>	<i>Parmcode</i>	<i>City Samples</i>	<i>Self Samples</i>	
09-1018 01-B	UT; Holland Partner Group	100			ZINC	1	4	
					BERYLLIUM	1	4	
					FLOWMETER READ 1		6	
					MERCURY	1	4	
					NICKEL	1	4	
					BTEX	1	4	
					CADMIUM	1	4	
					FLOW TOTIMPORTED		6	
					PETROLEUM HC	1		
					PH	1	6	
					COD	1	6	
					FLOW R MAX WET		6	
					TPH		4	
					FLOW RATE MIN		8	
10-0597 01-A	UT; Orion Construction Corporation	100	Construction dewatering	L	FLOW TOTIMPORTED		8	
					TSS	4	8	
					FLOW R MAX WET		8	
					FLOWMETER READ 2		8	
					COD	4	8	
					FLOW RATE MAX		8	
					FLOWMETER READ 1		8	
					CHT CERT		2	
11-0016 06-B	USN;Naval Base San Diego	100	USN8 SWW: Piers 6, 7, 8 & Mole Pier	L	COPPER		12	
					200 Medical/Dental Clinics, Gym	L		
					300 Auto Hobby Shop	L		
					400 Vehicle Maint	L		
					500 Steam Clean, Hydrotest, Hydroblast	L		
					600 NEX Car Wash; Engine cleaning	L		
					799 Vault dewatering	L	FLOW TOTIMPORTED	1
					810 USN6 SWW: Piers 1 & 2, Quay Wall	L	CHT CERT	2
					820 USN7 SWW: Piers 3, 4, 5, Graving Dock	L	CHT CERT	2
							FLOW R MAX DRY	2
							FLOW R MAX WET	2
							FLOW R MAX RESTR	2
							REPORT RPT	2
830	NC4M SWW: Piers 10, 12, 13	L	OIL/GREASE		1			
			PH		1			
			COPPER	1	12			

Sampling in 2021 at SIUs discharging to Treatment Plant 1

Report run on: Wednesday, February 9, 2022 3:39 pm

<i>Facility Pmt</i>	<i>Name</i>	<i>Conn</i>	<i>Principle Process</i>	<i>Pmt Include</i>	<i>Parmcode</i>	<i>City Samples</i>	<i>Self Samples</i>			
11-0016 06-B	USN;Naval Base San Diego	830	Bilge and Oily Waste Treatment	L	CHT CERT		2			
					COPPER	1	5			
		CHROMIUM			1	5				
		ZINC			1	5				
		CADMIUM			1	5				
		LEAD			1	5				
		FLOW				4				
		NICKEL			1	5				
11-0051 07-A	General Dynamics NASSCO	900	Fire Fighting School	L						
		200	Bilge/Ballast/New Construction	L	OIL/GREASE		4			
					PH	1	4			
					ZINC	1	4			
					FLOW		4			
					CHROMIUM	1	4			
					LEAD	1	4			
					CADMIUM	1	4			
					COPPER	1	4			
					NICKEL	1	4			
					300	Overview - West End of Yard	L	PH	1	4
								COD	1	4
								FLOW		4
		OIL/GREASE		4						
		TSS	1	4						
		310	WWTF Effluent	F				COPPER	1	5
								LEAD	1	5
								SILVER	1	5
					TTO(413+433)-P	1				
					FLOW		4			
					TTO CERT		4			
					NICKEL	1	5			
					CADMIUM	1	5			
		CHROMIUM	1	5						
		FLOW MAX		4						
		CYANIDE(T)	1	5						
		ZINC	1	5						
		600	Overview - East End of Yard	L	FLOW		4			
COD	1				4					
FLOW R MAX DRY										
PH	1				4					
OIL/GREASE	1				4					
TSS	1				4					
FLOW R MAX WET										
FLOW					4					
620	VTC Separator	L								

Sampling in 2021 at SIUs discharging to Treatment Plant 1

Report run on: Wednesday, February 9, 2022 3:39 pm

<i>Facility Pmt</i>	<i>Name</i>	<i>Conn</i>	<i>Principle Process</i>	<i>Pmt Include</i>	<i>Parmcode</i>	<i>City Samples</i>	<i>Self Samples</i>							
11-0051 07-A	General Dynamics NASSCO	798	Stormwater	L	FLOW TOTSTORM		12							
					FLOW TOTIMPORTED		12							
		799	Seawater	L	FLOW IWIMPORTED		12							
					WW INVENTORY RPT		12							
11-0189 07-A	Cintas Corporation	110	Industrial Laundering	L	COD	4	4							
					NICKEL	4	4							
					PH	8	5							
					OIL/GREASE	6	5							
					FLOW		4							
					CADMIUM	4	4							
					COPPER	4	4							
					LEAD	4	4							
					CHROMIUM	4	4							
					TSS	4	4							
					ZINC	4	4							
					11-0321 04-A	Star Laundry Services	100	Commercial Laundry	L	COD	5	4		
FLOW		4												
TSS	5	4												
PH	5	4												
11-0398 07-A	Unifirst Corporation	110	Industrial Laundry	L	OIL/GREASE	4	4							
					COD	4	4							
					ZINC	4	4							
					CHROMIUM	4	4							
					COPPER	4	4							
					FLOW		4							
					NICKEL	4	4							
					PH LOWEST	1								
					PH HIGHEST	1								
					OIL/GREASE	3	4							
					PH	4	4							
					TSS	4	4							
CADMIUM	4	4												
11-0444 06-A	CP Kelco	430	R&D Pilot Plant	L	LEAD	4	4							
					FLOW		12							
					SULFIDE DISSOLVD	1	5							
					COD	1	13							
					TSS 1/10 DIL	1	13							
					ZINC	1	4							
		799	Storm Water			L	REPORT RPT		4					
							PH	1	12					
							WW INVENTORY RPT		1					
							800	Kelco SBP & Cogen Plant			L	TSS 1/10 DIL	1	13
												COD	1	13

Sampling in 2021 at SIUs discharging to Treatment Plant 1

Report run on: Wednesday, February 9, 2022 3:39 pm

<i>Facility Pmt</i>	<i>Name</i>	<i>Conn</i>	<i>Principle Process</i>	<i>Pmt Include</i>	<i>Parmcode</i>	<i>City Samples</i>	<i>Self Samples</i>
11-0444 06-A	CP Kelco	800			PH	1	12
					REPORT RPT		4
					FLOW		12
					SULFIDE DISSOLVD	1	5
					ZINC	1	4
11-0534 04-A	UT; City of San Diego - Storm Water Division	100	western lateral	L	FLOWMETER READ 1		12
					FLOW RATE MIN		12
					FLOW R MAX COMB		12
					FLOW TOTIMPORTED		12
					FLOWMETER READ 2		12
		200	eastern lateral	L	FLOW RATE MIN		12
					FLOWMETER READ 1		12
					FLOW TOTIMPORTED		12
					FLOWMETER READ 2		12
12-0038 06-A	RJ Donovan Correctional Facility	100	Prison Sewer Main	L	SOLVENT CERT		2
					COD	2	4
					PH	2	4
					PHARMA HC CERT		2
					BIOHAZARD CERT		2
					OIL/GREASE	1	4
					TSS	2	4
12-0065 05-A	Emerald Textiles LLC	110	Commercial Laundry	L	PH HIGHEST	4	
					PH LOWEST	4	
					SULFIDE DISSOLVD	8	4
					TDS	4	4
					OIL/GREASE	4	4
					CHLORIDE	4	4
					FLOW		12
					TSS	4	4
					COD	4	4
					PH	4	4
12-0144 06-A	AP Precision Metals	110	Metal coating (iron phosphating)	F	CHROMIUM	3	4
					CYANIDE(T)	3	4
					SILVER	3	4
					FLOW MAX		4
					NICKEL	3	4
					PH	3	4
					TTO CERT		4
					TTO(413+433)-P	1	
					CADMIUM	3	4
					FLOW		4
					ZINC	3	4
					LEAD	3	4

Sampling in 2021 at SIUs discharging to Treatment Plant 1

Report run on: Wednesday, February 9, 2022 3:39 pm

<i>Facility Pmt</i>	<i>Name</i>	<i>Conn</i>	<i>Principle Process</i>	<i>Pmt Include</i>	<i>Parmcode</i>	<i>City Samples</i>	<i>Self Samples</i>
12-0144 06-A	AP Precision Metals	110			COPPER	3	4
12-0154 05-A	Kraft Heinz Foods Company	110	Food Manufacturing	L	FLOWMETER READ 1	3	12
					FLOWMETER READ 2	4	12
					TEMP	3	12
					FLOW		12
					FLOW TOTIMPORTED		12
					PH	3	12
					PH HIGHEST	7	
					TSS	6	12
					OIL/G SCREEN		
					OIL/GREASE	3	12
					COD	7	12
					SULFIDE DISSOLVD	3	4
					PH LOWEST	7	
12-0212 03-A	Tarantino Wholesale Food Distributor	100	Lateral	L	SULFIDE DISSOLVD	1	5
					TSS		5
					COD	1	5
					TDS	1	5
					CHLORIDE	1	5
					FLOW		5
					PH	1	4
					OIL/GREASE	3	5
		210	Sausage manufacturing	L	PH	1	2
					TSS		5
					SULFIDE DISSOLVD	1	2
					CLARIFIER RPT		5
					COD	1	5
					OIL/GREASE	3	5
					CHLORIDE	1	1
					FLOW		5
					TDS	1	5
12-0220 05-A	Ajinomoto Foods North America Inc	110	Food manufacturing	L	FLOW		12
					OIL/GREASE	3	12
					TDS	7	12
					FLOWMETER READ 2		12
					PH HIGHEST	7	
					TFDS	7	12
					TSS	6	12
					TEMP	3	12
					CHLORIDE	7	12
					PH	3	12
					FLOWMETER READ 1		12
					COD	7	12

Sampling in 2021 at SIUs discharging to Treatment Plant 1

Report run on: Wednesday, February 9, 2022 3:39 pm

<i>Facility Pmt</i>	<i>Name</i>	<i>Conn</i>	<i>Principle Process</i>	<i>Pmt Include</i>	<i>Parmcode</i>	<i>City Samples</i>	<i>Self Samples</i>
12-0220 05-A	Ajinomoto Foods North America Inc	110			PH LOWEST	7	
					SULFIDE DISSOLVD	3	4
12-0244 03-A	Harcon Precision Metals Inc	110	Conversion coating & assoc processes	F	TTO(413+433)-P	1	
					LEAD	3	2
					SILVER	3	2
					CADMIUM	3	2
					COD	3	2
					CYANIDE(T)	3	2
					NICKEL	3	2
					TSS	3	2
					FLOW		2
					FLOW MAX		2
					PH	3	2
					CHROMIUM	3	2
					TTO CERT		2
					COPPER	3	2
					OIL/GREASE	3	2
					ZINC	3	2
12-0275 04-A	Jensen Meat Company Inc	110	Meat processing, cleaning/sanitizing	L	RAIN DIVERT CERT		1
					COD	3	4
					COPPER	1	
					FLOW		4
					PH LOWEST	3	
					PH HIGHEST	3	
					CLARIFIER RPT		4
					TDS	3	4
					TSS	2	4
					PH	5	4
					CHLORIDE	3	4
					OIL/GREASE	5	4
12-0283 03-A	Spectex Inc dba Specialty Textile Services	110	Commerical Laundry	L	SULFIDE DISSOLVD	6	
					SULFIDE DISSOLVD	4	4
					TSS	2	4
					OIL/GREASE	2	4
					PH LOWEST	2	
					PH	2	4
					COD	2	4
					FLOW		12
					PH HIGHEST	2	
12-0285 03-A	US General Services Administration - SYLPOE	110	Waste activated sludge	L	FLOW		3
					FLOW MAX		3
					FLOW TOTIMPORTED		12
					TDS	1	

Sampling in 2021 at SIUs discharging to Treatment Plant 1

Report run on: Wednesday, February 9, 2022 3:39 pm

<i>Facility Pmt</i>	<i>Name</i>	<i>Conn</i>	<i>Principle Process</i>	<i>Pmt Include</i>	<i>Parmcode</i>	<i>City Samples</i>	<i>Self Samples</i>					
12-0285 03-A	US General Services Administration - SYLPOE	110			TSS	1	1					
					COD	1	1					
					SULFIDE DISSOLVD	1	1					
					FLOW TOTIMPORTED		12					
12-0285 03-A		120	Untreated wastewater	L	FLOW TOTIMPORTED		12					
					130	Treated wastewater	L	FLOW TOTIMPORTED		12		
13-0530 01-A	UT; ETIC Engineering Inc	100	Groundwater remediation	L	CHLOROFORM		2					
					FLASH	1	2					
					TPH	1	2					
					FLOW RATE MIN		7					
					BTEX	1	2					
					FLOWMETER READ 2		8					
					FLOWMETER READ 1		8					
					PETROLEUM HC	1	2					
					12-2CLETHA		2					
					COD	1	7					
					FLOW TOTIMPORTED		8					
					AUTOSHUTDOWN RPT		7					
					BNZ(W/OAGG)	1	2					
					FLOW RATE MAX		7					
					TSS		7					
					13-0549 03-A	UT; Brenntag Pacific Inc	100	Groundwater remediation	L	3CLETHE	1	9
										AUTOSHUTDOWN RPT		12
BNZ(W/OAGG)	1	9										
BTEX	1	9										
FLOW RATE MAX		12										
COD	1	12										
TSS	1	12										
4CLETHE	1	9										
FLOW MAX		12										
FLOWMETER READ 1		12										
FLOWMETER READ 2		12										
FLASH	1	9										
FLOW RATE MIN		12										
FLOW TOTIMPORTED		12										
16-0033 06-A	Garvin Industries	110	Cleaning / Iron Phosphating / Sealing	F	CADMIUM	1	4					
					CYANIDE(T)	1	4					
					LEAD	1	4					
					SILVER	1	4					
					TTO(413+433)-P	1						
					ZINC	1	4					
					COPPER	1	4					
					FLOW		4					
					TTO CERT		4					

Sampling in 2021 at SIUs discharging to Treatment Plant 1

Report run on: Wednesday, February 9, 2022 3:39 pm

<i>Facility Pmt</i>	<i>Name</i>	<i>Conn</i>	<i>Principle Process</i>	<i>Pmt Include</i>	<i>Parmcode</i>	<i>City Samples</i>	<i>Self Samples</i>
16-0033 06-A	Garvin Industries	110			CHROMIUM	1	4
					FLOW MAX		4
					NICKEL	1	4
16-0348 05-A	Veridiam Inc	110	Metal Forming/Cleaning	F	PH	1	4
					AMMONIA	1	5
					LEAD	1	5
					PRODUCTION RPT		4
					NICKEL	1	5
					ZEROUNAUTHZ CERT		4
					COPPER	1	5
					PH	1	5
					CADMIUM	1	5
					CHROMIUM	1	5
					FLUORIDE	1	5
					ZINC	1	5
					FLOW		4
					SILVER	1	5
					TTO CERT		4
CYANIDE(T)	1	5					
TTO(413+433)-P	1						
16-0520 06-A	GKN Aerospace Chem-tronics Inc	120	X-ray Processing	L	FLOW MAX		4
		110	MF and associated operations	F	SILVER CERT		2
					FLOW		4
					PH HIGHEST	1	
					PH	1	4
					ZINC	1	4
					CYANIDE(T)	1	4
					TTO(413+433)-P	1	1
					COPPER	1	4
					NICKEL	1	4
					LEAD	1	4
					SILVER	1	4
					CADMIUM	1	4
					CHROMIUM	1	4
					FLOW MAX		4
					PH LOWEST	1	
					TTO CERT		4
		210	MF and associated operations	F	CADMIUM	1	4
					FLOW		4
					FLOW MAX		4
					LEAD	1	4
					NICKEL	1	4
					CYANIDE(T)	1	4

Sampling in 2021 at SIUs discharging to Treatment Plant 1

Report run on: Wednesday, February 9, 2022 3:39 pm

<i>Facility Pmt</i>	<i>Name</i>	<i>Conn</i>	<i>Principle Process</i>	<i>Pmt Include</i>	<i>Parmcode</i>	<i>City Samples</i>	<i>Self Samples</i>		
16-0520 06-A	GKN Aerospace Chem-tronics Inc	210			CHROMIUM	1	4		
					COPPER	1	4		
					PH HIGHEST	1			
					PH LOWEST	1			
					SILVER	1	4		
					PH	1	4		
					TTO(413+433)-P	1			
		ZINC			1	4			
		TTO CERT				4			
		410			Chembrite rinses & labs	F	FLOW MAX		4
		NICKEL			1	4			
		PH			1	4			
		PH HIGHEST			1				
		FLOW				4			
		CADMIUM			1	4			
		CYANIDE(T)			1	4			
		TTO(413+433)-P			1				
		CHROMIUM			1	4			
		COPPER			1	4			
		LEAD			1	4			
		PH LOWEST			1				
TTO CERT		4							
SILVER	1	4							
ZINC	1	4							
420	Steam cleaning and hydrotesting	F	CADMIUM	1	4				
CHROMIUM	1	4							
CYANIDE(T)	1	4							
LEAD	1	4							
SILVER	1	4							
TTO(413+433)-P	1								
ZINC	1	4							
FLOW		4							
COPPER	1	4							
NICKEL	1	4							
FLOW MAX		4							
TTO CERT		4							
430	X-ray processing	L	SILVER CERT		2				
450	Steam clean, dye pen testing	F	TTO(413+433)-P	1					
COPPER	1	4							
FLOW MAX		4							
NICKEL	1	4							
SILVER	1	4							
CHROMIUM	1	4							

Sampling in 2021 at SIUs discharging to Treatment Plant 1

Report run on: Wednesday, February 9, 2022 3:39 pm

<i>Facility Pmt</i>	<i>Name</i>	<i>Conn</i>	<i>Principle Process</i>	<i>Pmt Include</i>	<i>Parmcode</i>	<i>City Samples</i>	<i>Self Samples</i>					
16-0520 06-A	GKN Aerospace Chem-tronics Inc	450			LEAD	1	4					
					FLOW		4					
					CADMIUM	1	4					
					CYANIDE(T)	1	4					
		TTO CERT				4						
		ZINC			1	4						
		460			Dye penetrant testing	F	COPPER	1	4			
							FLOW		4			
							LEAD	1	4			
							SILVER	1	4			
							TTO CERT		4			
							CHROMIUM	1	4			
							CADMIUM	1	4			
							NICKEL	1	4			
							FLOW MAX		4			
							ZINC	1	4			
							TTO(413+433)-P	1				
							CYANIDE(T)	1	4			
							510	Dye penetrant testing	F	FLOW		4
										ZINC	1	4
SILVER	1		4									
CYANIDE(T)	1		4									
NICKEL	1	4										
CHROMIUM	1	4										
LEAD	1	4										
CADMIUM	1	3										
TTO CERT		4										
COPPER	1	4										
FLOW MAX		4										
TTO(413+433)-P	1											
16-0565 12-A	UT; Thrifty Oil Company # 043	100	Groundwater Remediation	L	BTEX							
					FLOW RATE MAX							
					FLOW RATE MIN							
					TSS							
					COD							
					FLOW TOTIMPORTED		8					
					FLOWMETER READ 1							
					BNZ(W/OAGG)							
					AUTOSHUTDOWN RPT							
					FLASH							
					FLOWMETER READ 2							
					3CLETHE	1	6					
FLOW R MAX RESTR		12										
16-0785 06-A	UT; Ametek Inc	100	Groundwater Remediation	L								

Sampling in 2021 at SIUs discharging to Treatment Plant 1

Report run on: Wednesday, February 9, 2022 3:39 pm

<i>Facility Pmt</i>	<i>Name</i>	<i>Conn</i>	<i>Principle Process</i>	<i>Pmt Include</i>	<i>Parmcode</i>	<i>City Samples</i>	<i>Self Samples</i>					
16-0785 06-A	UT; Ametek Inc	100			FLOW TOTIMPORTED		12					
					COD	1	12					
					14DIOXANE	1	6					
					4CLETHE	1	6					
					FLOW RATE MIN		12					
					FLOW R MAX DRY		12					
					FLOW R MAX WET		12					
					FLOWMETER READ 1		12					
					TSS	1	12					
					FLOWMETER READ 2		12					
					REPORT RPT		12					
					20-0043 07-A	Somacis Inc	110	PCB mfg	F	PH HIGHEST	1	
										TTO(413+433)-P	1	
ZINC	1	4										
SILVER	1	4										
TTO CERT		4										
FLOW MAX		4										
COPPER	1	4										
PH	1	4										
CADMIUM	1	4										
LEAD	1	4										
FLOW		4										
CHROMIUM	1	4										
NICKEL	1	4										
PH LOWEST	1											
111	immersion gold plating			F						CYANIDE(A)	1	4
										FLOW		4
										FLOW MAX		4
112	immersion gold plating final rinse			F	CYANIDE(T)	1	4					
					FLOW MAX		4					
					FLOW		4					
20-0108 06-A	Valley Metals	110	Metal forming/finishing	F	TTO CERT		4					
					CADMIUM	2	4					
					CHROMIUM	2	4					
					COPPER	2	4					
					FLOW MAX		4					
					PH	2	4					
					PH HIGHEST	2						
					ZINC	2	4					
					SILVER	2	4					
					AMMONIA	2	4					
					LEAD	2	4					

Sampling in 2021 at SIUs discharging to Treatment Plant 1

Report run on: Wednesday, February 9, 2022 3:39 pm

<i>Facility</i>	<i>Pmt</i>	<i>Name</i>	<i>Conn</i>	<i>Principle Process</i>	<i>Pmt</i>	<i>Parmcode</i>	<i>City</i>	<i>Self</i>
					<i>Include</i>		<i>Samples</i>	<i>Samples</i>
20-0108	06-A	Valley Metals	110			PH LOWEST	2	
						TTO(413+433)-P	1	
						FLOW		4
						FLUORIDE	1	4
						NICKEL	2	4
						CYANIDE(T)	2	4
						PRODUCTION RPT		4
			120	X-ray processing	L	SILVER CERT		4
20-0109	07-A	L & T Precision Corporation	120	Silkscreen Cleaning	F	TTO CERT		4
						CHROMIUM	1	5
						PH	1	4
						CYANIDE(T)	1	5
						FLOW		4
						FLOW MAX		4
						LEAD	1	5
						ZINC	1	5
						CADMIUM	1	5
						COPPER	1	5
						NICKEL	1	5
						SILVER	1	5
						TTO(413+433)-P	1	
20-0122	05-A	K-Tube Corporation	110	Power washing	F	FLOW MAX		4
						CYANIDE(T)	1	4
						FLOW		4
						LEAD	1	4
						PH	1	4
						PH LOWEST	1	
						CADMIUM	1	4
						CHROMIUM	1	4
						NICKEL	1	4
						TTO CERT		4
						TTO(413+433)-P	1	
						COPPER	1	4
						ZINC	1	4
						PH HIGHEST	1	
						SILVER	1	4
			120	Tube manufacturing	F	PH HIGHEST	1	
						ZINC	1	4
						CADMIUM	1	4
						FLOW MAX		4
						CHROMIUM	1	4
						COPPER	1	4
						CYANIDE(T)	1	4

Sampling in 2021 at SIUs discharging to Treatment Plant 1

Report run on: Wednesday, February 9, 2022 3:39 pm

<i>Facility Pmt</i>	<i>Name</i>	<i>Conn</i>	<i>Principle Process</i>	<i>Pmt Include</i>	<i>Parmcode</i>	<i>City Samples</i>	<i>Self Samples</i>
20-0122 05-A	K-Tube Corporation	120			PH	1	4
					PH LOWEST	1	
					SILVER	1	4
					TTO CERT		4
					NICKEL	1	4
					FLOW		4
					LEAD	1	4
					TTO(413+433)-P	1	
20-0306 01-A	UT; SDG&E L1600 Replacement	100	Construction dewater & hydrostatic test	L	FLOW R MAX DRY		
					FLOWMETER READ 2		
					BNZ(W/OAGG)		
					FLOWMETER READ 1		
					VINYL CL		
					FLOW R MAX WET		
					3CLETHE		
					TPH		
					4CLETHE		
					FLASH		
					FLOW TOTIMPORTED		
					AUTOSHUTDOWN RPT		
					BTEX		
					PETROLEUM HC		
FLOW RATE MIN							
21-0248 06-A	Creative Metal Industries	110	Silkscreen Cleaning	F	CADMIUM	3	4
					CHROMIUM	3	4
					LEAD	3	4
					SILVER	3	4
					PH	2	4
					TTO CERT		4
					FLOW		4
					FLOW MAX		4
					COPPER	3	4
					CYANIDE(T)	3	4
					ZINC	3	4
21-0252 06-A	Compucraft Industries Inc	110	Metal finishing	F	NICKEL	3	4
					TTO(413+433)-P	1	
					CADMIUM	4	4
					CYANIDE(T)	4	4
					FLOW		4
					NICKEL	4	4
					OIL/GREASE	2	3
					ZINC	4	4
					CHROMIUM	4	4

Sampling in 2021 at SIUs discharging to Treatment Plant 1

Report run on: Wednesday, February 9, 2022 3:39 pm

<i>Facility Pmt</i>	<i>Name</i>	<i>Conn</i>	<i>Principle Process</i>	<i>Pmt Include</i>	<i>Parmcode</i>	<i>City Samples</i>	<i>Self Samples</i>		
21-0252 06-A	Compucraft Industries Inc	110			COPPER	4	4		
					LEAD	4	4		
					PH	4	4		
					PH LOWEST	1			
					TTO CERT		4		
					SILVER	4	4		
					FLOW MAX		4		
					PH HIGHEST	1			
					TTO(413+433)-P	1			
					FLOW MAX		4		
					LEAD	4	4		
		SILVER	4	4					
		PH	4	4					
		PH HIGHEST	1						
		CHROMIUM	4	4					
		COPPER	4	4					
		PH LOWEST	1						
		NICKEL	4	4					
		ZINC	4	4					
		TTO CERT		4					
		TTO(413+433)-P	1						
		CYANIDE(T)	4	4					
		FLOW		4					
CADMIUM	4	4							
OIL/GREASE	2	3							
21-0288 02-A	Vision Systems Inc	110	Etch	F	SILVER	1	12		
					CADMIUM	1	12		
					NICKEL	1	12		
					COPPER	1	12		
					CYANIDE(T)	1	12		
					FLOW		4		
					PH	1	12		
					FLOW MAX		4		
					LEAD	1	12		
					TTO CERT		4		
					CHROMIUM	1	12		
		TTO(413+433)-P	1						
		ZINC	1	12					
		120	Chemfilm			F	PH	1	18
							TTO CERT		4
							CYANIDE(A)	1	18
							FLOW MAX		4
							ZINC	1	18

Sampling in 2021 at SIUs discharging to Treatment Plant 1

Report run on: Wednesday, February 9, 2022 3:39 pm

<i>Facility Pmt</i>	<i>Name</i>	<i>Conn</i>	<i>Principle Process</i>	<i>Pmt Include</i>	<i>Parmcode</i>	<i>City Samples</i>	<i>Self Samples</i>					
21-0288 02-A	Vision Systems Inc	120			COPPER	1	18					
					FLOW		4					
					CADMIUM	1	18					
					CHROMIUM	1	18					
					TTO(413+433)-P	1						
					LEAD	1	18					
					NICKEL	1	18					
					SILVER	1	18					
21-0331 03-A	Coating Services Group LLC	110	Metal Parts Cleaning	F	CHROMIUM	1	4					
					FLOW		4					
					FLOW MAX		4					
					ZINC	1	4					
					LEAD	1	4					
					PH	1	4					
					TTO(413+433)-P	1						
					CADMIUM	1	4					
					COPPER	1	4					
					CYANIDE(T)	1	4					
					NICKEL	1	4					
					SILVER	1	4					
					TTO CERT		4					
					FLOW		3					
SILVER	1	2										
22-0092 01-A	Valley Powder Coating Inc	110	Industrial	F	CADMIUM	1	2					
					FLOW MAX		3					
					PH	1	2					
					CYANIDE(T)	1	2					
					LEAD	1	2					
					NICKEL	1	2					
					TTO CERT		2					
					COPPER	1	2					
					90 DAY COMP CERT		2					
					CHROMIUM	1	2					
					TTO(413+433)-P	1						
					ZINC	1	2					
					25-0105 33-A	Otay Landfill Inc	100	landfill leachate	L	CADMIUM	5	12
										CHROMIUM	5	12
DISCHARGE DATE		12										
NICKEL	5	12										
OIL/GREASE	1	12										
ZINC	5	12										
COPPER	5	12										
PH	5	12										

Sampling in 2021 at SIUs discharging to Treatment Plant 1

Report run on: Wednesday, February 9, 2022 3:39 pm

<i>Facility</i>	<i>Pmt</i>	<i>Name</i>	<i>Conn</i>	<i>Principle Process</i>	<i>Pmt</i>	<i>Parmcode</i>	<i>City</i>	<i>Self</i>
					<i>Include</i>		<i>Samples</i>	<i>Samples</i>
25-0105	33-A	Otay Landfill Inc	100			LEAD	5	12
						TSS	5	12
						COD	5	12
	34-A	Otay Landfill Inc	100	landfill leachate	L	ZINC	5	12
						COPPER	5	12
						CHROMIUM	5	12
						COD	5	12
						CADMIUM	5	12
						NICKEL	5	12
						TSS	5	12
						OIL/GREASE	1	12
						DISCHARGE DATE		12
						LEAD	5	12
						PH	5	12
	35-A	Otay Landfill Inc	100	landfill leachate	L	CADMIUM	5	12
						LEAD	5	12
						NICKEL	5	12
						DISCHARGE DATE		12
						TSS	5	12
						ZINC	5	12
						CHROMIUM	5	12
						COD	5	12
						COPPER	5	12
						PH	5	12
						OIL/GREASE	1	12
25-0379	06-A	Pio Pico Energy Center	100	Gas Turbine Power Plant	L	COD	2	9
						DISCHARGE DATE		9
						PH	2	9
						TSS	2	9
						TDS	2	9
						CHLORIDE	3	9
33-0077	01-A	UT; Granite Construction - Lindo Lake Project	100	Construction dewatering	L	FLOW RATE MIN		8
						FLOWMETER READ 2		8
						FLOWMETER READ 1		8
						COD	1	8
						FLOW RATE MAX		8
						FLOW TOTIMPORTED		8
						TSS	1	8
34-0070	05-A	Golden State Metal Finishing	110	Treated MF Rinses	F	CHROMIUM		4
						PH		4
						ZINC		4
						NICKEL		4
						SILVER		4

Sampling in 2021 at SIUs discharging to Treatment Plant 1

Report run on: Wednesday, February 9, 2022 3:39 pm

<i>Facility Pmt</i>	<i>Name</i>	<i>Conn</i>	<i>Principle Process</i>	<i>Pmt Include</i>	<i>Parmcode</i>	<i>City Samples</i>	<i>Self Samples</i>
34-0070 05-A	Golden State Metal Finishing	110			CADMIUM		4
					COPPER		4
					CYANIDE(T)		4
					FLOW		4
					FLOW MAX		4
					LEAD		4
					TTO CERT		4
					TTO(413+433)-P		
36-0001 04-A	Otay Mesa Energy Center LLC	100	Lateral	L	SOLVENT CERT		1
					ZEROUNAUTHZ CERT		1
		110	WetSac bleed + OWS	F	CHROMIUM	2	4
					FLOW MAX		4
					PH LOWEST		
					SULFIDE DISSOLVD		2
					PH	2	4
					OIL/GREASE	2	4
					TDS	2	4
					ZINC	2	4
					FLOW		4
					PH HIGHEST		
					140	Turbine washing	F
			COPPER	2	2		
			FLOW MAX		2		
36-0009 02-A	Pio Pico Energy Center	800	Power plant	L			

TTO Sampling in 2021 at SIUs discharging to Treatment Plant 1

Report run on: Wednesday, February 9, 2022 3:42 pm

<i>FacilityPmt</i>	<i>Name</i>	<i>Conn</i>	<i>Principle Process</i>	<i>Batch</i>	<i>City TTO Samples</i>	<i>Self TTO Samples</i>	<i>Self Cert</i>
03-0115 07-A	ATK Space Systems Inc	410	Abrasive Jet Machining		1		4
03-0347 05-B	Sungear	110	Etching rinses	N	1		4
03-0717 09-A	Action Powder Coating LLC	110	Coating / cleaning		1		4
03-0801 04-A	Cue Health Inc	110	Automation cell sanitation	N	2		2
03-0920 06-A	Alphacoat Finishing LLC	110	Metal Finishing	N	1		4
03-1017 04-A	Anocote Metal Finishing Inc	110	Etch, anodize, and cleaning rinses	Y	1		4
03-1070 05-A	Johnson Matthey Medical Products	110	Parts cleaning, tumbling	N	1		4
03-1203 02-A	nVent - Schroff Inc	110	Tumble deburring	N	1	3	4
03-1380 02-A	Santier Inc	110	Metal Finishing / Surface Treatment	N	1		4
05-0985 05-A	Chromalloy San Diego	130	FPI testing	N	1		4
		140	FPI testing for Snecma	N			2
05-0997 06-A	TTM Technologies Inc - San Diego Division	220	PCB Manufacturing		1		4
06-0058 07-A	Kyocera International Inc	130	Ni plating, cleaning		1		6
08-0018 07-A	USN;Naval Base Coronado - NASNI	120	IWTP	Y		5	
		190	Aircraft test pad cleaning	N	1		4
		180	Pump/valve/hose testing	Y			
		160	Hydrostatic testing		1		4
		140	Engine test cell cleaning		1		4
		150	Oil recovery plant		1	3	
11-0051 07-A	General Dynamics NASSCO	310	WWTF Effluent	N	1		4
12-0144 06-A	AP Precision Metals	110	Metal coating (iron phosphating)	N	1		4
12-0202 04-A	Spec-Built Systems Inc	110	Iron Phosphating	Y			
12-0244 03-A	Harcon Precision Metals Inc	110	Conversion coating & assoc processes	N	1		2
13-0161 06-A	Rohr Inc a UTC Aerospace Systems Company	250	Metal Finishing Treated	N			
16-0033 06-A	Garvin Industries	110	Cleaning / Iron Phosphating / Sealing	Y	1		4
16-0348 05-A	Veridiam Inc	110	Metal Forming/Cleaning		1		4
16-0520 06-A	GKN Aerospace Chem-tronics Inc	110	MF and associated operations	N	1		4
		420	Steam cleaning and hydrotesting		1		4
		450	Steam clean, dye pen testing	N	1		4
		410	Chembrite rinses & labs		1		4
		210	MF and associated operations		1		4
		460	Dye penetrant testing		1		4
		510	Dye penetrant testing		1		4
20-0043 07-A	Somacis Inc	110	PCB mfg		1		4
20-0108 06-A	Valley Metals	110	Metal forming/finishing		1		4

TTO Sampling in 2021 at SIUs discharging to Treatment Plant 1

Report run on: Wednesday, February 9, 2022 3:42 pm

<i>FacilityPmt</i>	<i>Name</i>	<i>Conn</i>	<i>Principle Process</i>	<i>Batch</i>	<i>City TTO Samples</i>	<i>Self TTO Samples</i>	<i>Self Cert</i>
20-0109 07-A	L & T Precision Corporation	120	Silkscreen Cleaning	N	1		4
20-0122 05-A	K-Tube Corporation	120	Tube manufacturing	N	1		4
		110	Power washing	N	1		4
21-0248 06-A	Creative Metal Industries	110	Silkscreen Cleaning	N	1		4
21-0252 06-A	Compucraft Industries Inc	110	Metal finishing	N	1		4
		120	Fabrication/machining	N	1		4
21-0288 02-A	Vision Systems Inc	120	Chemfilm	Y	1		4
		110	Etch	Y	1		4
21-0331 03-A	Coating Services Group LLC	110	Metal Parts Cleaning	Y	1		4
22-0092 01-A	Valley Powder Coating Inc	110	Industrial	N	1		2
34-0070 05-A	Golden State Metal Finishing	110	Treated MF Rinses	N			4

Analytical Methods Used by the Lab in 2021

Report run on: Wednesday, February 9, 2022 3:47 pm

<i>Parmname</i>	<i>Parmcode</i>	<i>Protocol</i>	<i>Mdl</i>	<i>Units</i>
1,1,1-Trichloroethane	111-3CLETH	EPA624.1	.32	ug/L
1,1,2,2-Tetrachloroethane	1122-4CLET	EPA624.1	.349	ug/L
1,1,2-Trichloroethane	112-3CLETH	EPA624.1	.363	ug/L
1,1-Dichloroethane	11-2CLETH	EPA624.1	.278	ug/L
1,1-Dichloroethene	11-2CLETHE	EPA624.1	.253	ug/L
1,12-Benzoperylene (benzo(ghi)perylene)	BGHIP	EPA625.1	.536	ug/L
1,12-Benzoperylene (benzo(ghi)perylene)	BGHIP	EPA625.1	.538	ug/L
1,12-Benzoperylene (benzo(ghi)perylene)	BGHIP	EPA625.1	.541	ug/L
1,12-Benzoperylene (benzo(ghi)perylene)	BGHIP	EPA625.1	.544	ug/L
1,12-Benzoperylene (benzo(ghi)perylene)	BGHIP	EPA625.1	.546	ug/L
1,12-Benzoperylene (benzo(ghi)perylene)	BGHIP	EPA625.1	.549	ug/L
1,12-Benzoperylene (benzo(ghi)perylene)	BGHIP	EPA625.1	.552	ug/L
1,12-Benzoperylene (benzo(ghi)perylene)	BGHIP	EPA625.1	.554	ug/L
1,12-Benzoperylene (benzo(ghi)perylene)	BGHIP	EPA625.1	.557	ug/L
1,12-Benzoperylene (benzo(ghi)perylene)	BGHIP	EPA625.1	.56	ug/L
1,2,4-Trichlorobenzene	124-3CLBNZ	EPA625.1	.374	ug/L
1,2,4-Trichlorobenzene	124-3CLBNZ	EPA625.1	.38	ug/L
1,2,4-Trichlorobenzene	124-3CLBNZ	EPA625.1	.385	ug/L
1,2,4-Trichlorobenzene	124-3CLBNZ	EPA625.1	.387	ug/L
1,2,4-Trichlorobenzene	124-3CLBNZ	EPA625.1	.389	ug/L
1,2,4-Trichlorobenzene	124-3CLBNZ	EPA625.1	.391	ug/L
1,2,5,6-Dibenzanthracene (dibenzo(a,h)anthrac	2BANTH	EPA625.1	.555	ug/L
1,2,5,6-Dibenzanthracene (dibenzo(a,h)anthrac	2BANTH	EPA625.1	.558	ug/L
1,2,5,6-Dibenzanthracene (dibenzo(a,h)anthrac	2BANTH	EPA625.1	.56	ug/L
1,2,5,6-Dibenzanthracene (dibenzo(a,h)anthrac	2BANTH	EPA625.1	.563	ug/L
1,2,5,6-Dibenzanthracene (dibenzo(a,h)anthrac	2BANTH	EPA625.1	.566	ug/L
1,2,5,6-Dibenzanthracene (dibenzo(a,h)anthrac	2BANTH	EPA625.1	.569	ug/L
1,2,5,6-Dibenzanthracene (dibenzo(a,h)anthrac	2BANTH	EPA625.1	.571	ug/L
1,2,5,6-Dibenzanthracene (dibenzo(a,h)anthrac	2BANTH	EPA625.1	.574	ug/L
1,2,5,6-Dibenzanthracene (dibenzo(a,h)anthrac	2BANTH	EPA625.1	.577	ug/L
1,2,5,6-Dibenzanthracene (dibenzo(a,h)anthrac	2BANTH	EPA625.1	.58	ug/L
1,2-Benzanthracene (benzo(a)anthracene)	BAA	EPA625.1	.493	ug/L
1,2-Benzanthracene (benzo(a)anthracene)	BAA	EPA625.1	.495	ug/L
1,2-Benzanthracene (benzo(a)anthracene)	BAA	EPA625.1	.498	ug/L
1,2-Benzanthracene (benzo(a)anthracene)	BAA	EPA625.1	.5	ug/L
1,2-Benzanthracene (benzo(a)anthracene)	BAA	EPA625.1	.502	ug/L
1,2-Benzanthracene (benzo(a)anthracene)	BAA	EPA625.1	.505	ug/L
1,2-Benzanthracene (benzo(a)anthracene)	BAA	EPA625.1	.507	ug/L
1,2-Benzanthracene (benzo(a)anthracene)	BAA	EPA625.1	.51	ug/L
1,2-Benzanthracene (benzo(a)anthracene)	BAA	EPA625.1	.512	ug/L
1,2-Benzanthracene (benzo(a)anthracene)	BAA	EPA625.1	.515	ug/L
1,2-Dichloroethane	12-2CLETHA	EPA624.1	.236	ug/L
1,2-Dichloropropane	12-2CLPROP	EPA624.1	.392	ug/L
1,2-Diphenylhydrazine	12-2PHENHYDRA	EPA625.1	1.3	ug/L
1,2-Diphenylhydrazine	12-2PHENHYDRA	EPA625.1	1.32	ug/L
1,2-Diphenylhydrazine	12-2PHENHYDRA	EPA625.1	1.33	ug/L
1,2-Diphenylhydrazine	12-2PHENHYDRA	EPA625.1	1.34	ug/L
1,2-Diphenylhydrazine	12-2PHENHYDRA	EPA625.1	1.35	ug/L
1,2-Diphenylhydrazine	12-2PHENHYDRA	EPA625.1	1.36	ug/L
1,2-Trans-dichloroethene	T12-2CLETHE	EPA624.1	.287	ug/L
1,3-Dichlorobenzene	13-2CLBNZ	EPA624.1	.318	ug/L
1,4-Dichlorobenzene	14-2CLBNZ	EPA624.1	.319	ug/L

Analytical Methods Used by the Lab in 2021

Report run on: Wednesday, February 9, 2022 3:47 pm

<i>Parmname</i>	<i>Parmcode</i>	<i>Protocol</i>	<i>Mdl</i>	<i>Units</i>
1,4-Dioxane (PW)	14DIOXANE	EPA624.1	20.2	ug/L
11,12-Benzofluoranthene (benzo(k)fluoranthene BKF	BKF	EPA625.1	.593	ug/L
11,12-Benzofluoranthene (benzo(k)fluoranthene BKF	BKF	EPA625.1	.596	ug/L
11,12-Benzofluoranthene (benzo(k)fluoranthene BKF	BKF	EPA625.1	.599	ug/L
11,12-Benzofluoranthene (benzo(k)fluoranthene BKF	BKF	EPA625.1	.602	ug/L
11,12-Benzofluoranthene (benzo(k)fluoranthene BKF	BKF	EPA625.1	.605	ug/L
11,12-Benzofluoranthene (benzo(k)fluoranthene BKF	BKF	EPA625.1	.608	ug/L
11,12-Benzofluoranthene (benzo(k)fluoranthene BKF	BKF	EPA625.1	.611	ug/L
11,12-Benzofluoranthene (benzo(k)fluoranthene BKF	BKF	EPA625.1	.614	ug/L
11,12-Benzofluoranthene (benzo(k)fluoranthene BKF	BKF	EPA625.1	.617	ug/L
11,12-Benzofluoranthene (benzo(k)fluoranthene BKF	BKF	EPA625.1	.62	ug/L
2,4,6-Trichlorophenol	246-3CLPHENOL	EPA625.1/3510C	.249	ug/L
2,4,6-Trichlorophenol	246-3CLPHENOL	EPA625.1/3510C	.25	ug/L
2,4,6-Trichlorophenol	246-3CLPHENOL	EPA625.1/3510C	.251	ug/L
2,4,6-Trichlorophenol	246-3CLPHENOL	EPA625.1/3510C	.252	ug/L
2,4,6-Trichlorophenol	246-3CLPHENOL	EPA625.1/3510C	.254	ug/L
2,4,6-Trichlorophenol	246-3CLPHENOL	EPA625.1/3510C	.255	ug/L
2,4,6-Trichlorophenol	246-3CLPHENOL	EPA625.1/3510C	.256	ug/L
2,4,6-Trichlorophenol	246-3CLPHENOL	EPA625.1/3510C	.257	ug/L
2,4,6-Trichlorophenol	246-3CLPHENOL	EPA625.1/3510C	.259	ug/L
2,4,6-Trichlorophenol	246-3CLPHENOL	EPA625.1/3510C	.26	ug/L
2,4-Dichlorophenol	24-2CLPHN	EPA625.1/3510C	.261	ug/L
2,4-Dichlorophenol	24-2CLPHN	EPA625.1/3510C	.262	ug/L
2,4-Dichlorophenol	24-2CLPHN	EPA625.1/3510C	.263	ug/L
2,4-Dichlorophenol	24-2CLPHN	EPA625.1/3510C	.265	ug/L
2,4-Dichlorophenol	24-2CLPHN	EPA625.1/3510C	.266	ug/L
2,4-Dichlorophenol	24-2CLPHN	EPA625.1/3510C	.267	ug/L
2,4-Dichlorophenol	24-2CLPHN	EPA625.1/3510C	.268	ug/L
2,4-Dichlorophenol	24-2CLPHN	EPA625.1/3510C	.27	ug/L
2,4-Dichlorophenol	24-2CLPHN	EPA625.1/3510C	.271	ug/L
2,4-Dichlorophenol	24-2CLPHN	EPA625.1/3510C	.273	ug/L
2,4-Dichlorophenol	24-2CLPHN	EPA625.1/3510C	1.07	ug/L
2,4-Dimethylphenol	24-2MPHN	EPA625.1/3510C	.833	ug/L
2,4-Dimethylphenol	24-2MPHN	EPA625.1/3510C	.837	ug/L
2,4-Dimethylphenol	24-2MPHN	EPA625.1/3510C	.841	ug/L
2,4-Dimethylphenol	24-2MPHN	EPA625.1/3510C	.845	ug/L
2,4-Dimethylphenol	24-2MPHN	EPA625.1/3510C	.849	ug/L
2,4-Dimethylphenol	24-2MPHN	EPA625.1/3510C	.853	ug/L
2,4-Dimethylphenol	24-2MPHN	EPA625.1/3510C	.857	ug/L
2,4-Dimethylphenol	24-2MPHN	EPA625.1/3510C	.861	ug/L
2,4-Dimethylphenol	24-2MPHN	EPA625.1/3510C	.866	ug/L
2,4-Dimethylphenol	24-2MPHN	EPA625.1/3510C	.87	ug/L
2,4-Dimethylphenol	24-2MPHN	EPA625.1/3510C	3.48	ug/L
2,4-Dimethylphenol	24-2MPHN	EPA625.1/3510C	6.69	ug/L
2,4-Dinitrophenol	24-2NPHN	EPA625.1/3510C	1.42	ug/L
2,4-Dinitrophenol	24-2NPHN	EPA625.1/3510C	1.43	ug/L
2,4-Dinitrophenol	24-2NPHN	EPA625.1/3510C	1.44	ug/L
2,4-Dinitrophenol	24-2NPHN	EPA625.1/3510C	1.45	ug/L
2,4-Dinitrophenol	24-2NPHN	EPA625.1/3510C	1.46	ug/L
2,4-Dinitrophenol	24-2NPHN	EPA625.1/3510C	1.47	ug/L
2,4-Dinitrophenol	24-2NPHN	EPA625.1/3510C	1.48	ug/L
2,4-Dinitrophenol	24-2NPHN	EPA625.1/3510C	1.49	ug/L

Analytical Methods Used by the Lab in 2021

Report run on: Wednesday, February 9, 2022 3:47 pm

<i>Parmname</i>	<i>Parmcode</i>	<i>Protocol</i>	<i>Mdl</i>	<i>Units</i>
2,4-Dinitrotoluene	24-2NTOL	EPA625.1	.536	ug/L
2,4-Dinitrotoluene	24-2NTOL	EPA625.1	.544	ug/L
2,4-Dinitrotoluene	24-2NTOL	EPA625.1	.552	ug/L
2,4-Dinitrotoluene	24-2NTOL	EPA625.1	.554	ug/L
2,4-Dinitrotoluene	24-2NTOL	EPA625.1	.557	ug/L
2,4-Dinitrotoluene	24-2NTOL	EPA625.1	.56	ug/L
2,6-Dinitrotoluene	26-2NTOL	EPA625.1	.45	ug/L
2,6-Dinitrotoluene	26-2NTOL	EPA625.1	.456	ug/L
2,6-Dinitrotoluene	26-2NTOL	EPA625.1	.463	ug/L
2,6-Dinitrotoluene	26-2NTOL	EPA625.1	.465	ug/L
2,6-Dinitrotoluene	26-2NTOL	EPA625.1	.468	ug/L
2,6-Dinitrotoluene	26-2NTOL	EPA625.1	.47	ug/L
2-Chloroethyl vinyl ether	2CLETHYLVINYL	EPA624.1	.29	ug/L
2-Chloronaphthalene	2-CLNAPTH	EPA625.1	.267	ug/L
2-Chloronaphthalene	2-CLNAPTH	EPA625.1	.271	ug/L
2-Chloronaphthalene	2-CLNAPTH	EPA625.1	.275	ug/L
2-Chloronaphthalene	2-CLNAPTH	EPA625.1	.277	ug/L
2-Chloronaphthalene	2-CLNAPTH	EPA625.1	.278	ug/L
2-Chloronaphthalene	2-CLNAPTH	EPA625.1	.28	ug/L
2-Chlorophenol	2-CLPHN	EPA625.1/3510C	.211	ug/L
2-Chlorophenol	2-CLPHN	EPA625.1/3510C	.213	ug/L
2-Chlorophenol	2-CLPHN	EPA625.1/3510C	.214	ug/L
2-Chlorophenol	2-CLPHN	EPA625.1/3510C	.215	ug/L
2-Chlorophenol	2-CLPHN	EPA625.1/3510C	.216	ug/L
2-Chlorophenol	2-CLPHN	EPA625.1/3510C	.217	ug/L
2-Chlorophenol	2-CLPHN	EPA625.1/3510C	.218	ug/L
2-Chlorophenol	2-CLPHN	EPA625.1/3510C	.219	ug/L
2-Chlorophenol	2-CLPHN	EPA625.1/3510C	.22	ug/L
2-Chlorophenol	2-CLPHN	EPA625.1/3510C	.221	ug/L
2-Nitrophenol	2-NPHN	EPA625.1/3510C	.319	ug/L
2-Nitrophenol	2-NPHN	EPA625.1/3510C	.321	ug/L
2-Nitrophenol	2-NPHN	EPA625.1/3510C	.322	ug/L
2-Nitrophenol	2-NPHN	EPA625.1/3510C	.324	ug/L
2-Nitrophenol	2-NPHN	EPA625.1/3510C	.325	ug/L
2-Nitrophenol	2-NPHN	EPA625.1/3510C	.327	ug/L
2-Nitrophenol	2-NPHN	EPA625.1/3510C	.329	ug/L
2-Nitrophenol	2-NPHN	EPA625.1/3510C	.33	ug/L
2-Nitrophenol	2-NPHN	EPA625.1/3510C	.332	ug/L
2-Nitrophenol	2-NPHN	EPA625.1/3510C	.334	ug/L
3,3-Dichlorobenzidine	33-2CLBZID	EPA625.1	40.9	ug/L
3,3-Dichlorobenzidine	33-2CLBZID	EPA625.1	41.5	ug/L
3,3-Dichlorobenzidine	33-2CLBZID	EPA625.1	42.1	ug/L
3,3-Dichlorobenzidine	33-2CLBZID	EPA625.1	42.3	ug/L
3,3-Dichlorobenzidine	33-2CLBZID	EPA625.1	42.5	ug/L
3,3-Dichlorobenzidine	33-2CLBZID	EPA625.1	42.7	ug/L
3,4-Benzofluoranthene (benzo(b)fluoranthene)	BBF	EPA625.1	.454	ug/L
3,4-Benzofluoranthene (benzo(b)fluoranthene)	BBF	EPA625.1	.456	ug/L
3,4-Benzofluoranthene (benzo(b)fluoranthene)	BBF	EPA625.1	.458	ug/L
3,4-Benzofluoranthene (benzo(b)fluoranthene)	BBF	EPA625.1	.461	ug/L
3,4-Benzofluoranthene (benzo(b)fluoranthene)	BBF	EPA625.1	.463	ug/L
3,4-Benzofluoranthene (benzo(b)fluoranthene)	BBF	EPA625.1	.465	ug/L
3,4-Benzofluoranthene (benzo(b)fluoranthene)	BBF	EPA625.1	.467	ug/L

Analytical Methods Used by the Lab in 2021

Report run on: Wednesday, February 9, 2022 3:47 pm

<i>Parmname</i>	<i>Parmcode</i>	<i>Protocol</i>	<i>Mdl</i>	<i>Units</i>
3,4-Benzofluoranthene (benzo(b)fluoranthene)	BBF	EPA625.1	.47	ug/L
3,4-Benzofluoranthene (benzo(b)fluoranthene)	BBF	EPA625.1	.472	ug/L
3,4-Benzofluoranthene (benzo(b)fluoranthene)	BBF	EPA625.1	.475	ug/L
4,4'-DDD (p,p-TDE)	44-DDD	EPA608.3/3510	.00625	ug/L
4,4'-DDE (p,p-DDX)	44-DDE	EPA608.3/3510	.00505	ug/L
4,4'-DDT	44-DDT(W/OAGG)		.0109	ug/L
4,6-Dinitro-o-cresol	2M46-2NPHN	EPA625.1/3510C	.756	ug/L
4,6-Dinitro-o-cresol	2M46-2NPHN	EPA625.1/3510C	.76	ug/L
4,6-Dinitro-o-cresol	2M46-2NPHN	EPA625.1/3510C	.763	ug/L
4,6-Dinitro-o-cresol	2M46-2NPHN	EPA625.1/3510C	.767	ug/L
4,6-Dinitro-o-cresol	2M46-2NPHN	EPA625.1/3510C	.771	ug/L
4,6-Dinitro-o-cresol	2M46-2NPHN	EPA625.1/3510C	.775	ug/L
4,6-Dinitro-o-cresol	2M46-2NPHN	EPA625.1/3510C	.778	ug/L
4,6-Dinitro-o-cresol	2M46-2NPHN	EPA625.1/3510C	.782	ug/L
4,6-Dinitro-o-cresol	2M46-2NPHN	EPA625.1/3510C	.786	ug/L
4,6-Dinitro-o-cresol	2M46-2NPHN	EPA625.1/3510C	.79	ug/L
4-Bromophenyl phenyl ether	4-BPPE	EPA625.1	.421	ug/L
4-Bromophenyl phenyl ether	4-BPPE	EPA625.1	.427	ug/L
4-Bromophenyl phenyl ether	4-BPPE	EPA625.1	.433	ug/L
4-Bromophenyl phenyl ether	4-BPPE	EPA625.1	.435	ug/L
4-Bromophenyl phenyl ether	4-BPPE	EPA625.1	.437	ug/L
4-Bromophenyl phenyl ether	4-BPPE	EPA625.1	.44	ug/L
4-Chlorophenyl phenyl ether	4-CLPHPHE	EPA625.1	.382	ug/L
4-Chlorophenyl phenyl ether	4-CLPHPHE	EPA625.1	.388	ug/L
4-Chlorophenyl phenyl ether	4-CLPHPHE	EPA625.1	.394	ug/L
4-Chlorophenyl phenyl ether	4-CLPHPHE	EPA625.1	.396	ug/L
4-Chlorophenyl phenyl ether	4-CLPHPHE	EPA625.1	.398	ug/L
4-Chlorophenyl phenyl ether	4-CLPHPHE	EPA625.1	.4	ug/L
4-Nitrophenol	4-NPHN	EPA625.1/3510C	1.03	ug/L
4-Nitrophenol	4-NPHN	EPA625.1/3510C	1.04	ug/L
4-Nitrophenol	4-NPHN	EPA625.1/3510C	1.05	ug/L
4-Nitrophenol	4-NPHN	EPA625.1/3510C	1.06	ug/L
4-Nitrophenol	4-NPHN	EPA625.1/3510C	1.07	ug/L
4-Nitrophenol	4-NPHN	EPA625.1/3510C	1.08	ug/L
Acenaphthene	ACENAPE	EPA625.1	.342	ug/L
Acenaphthene	ACENAPE	EPA625.1	.347	ug/L
Acenaphthene	ACENAPE	EPA625.1	.352	ug/L
Acenaphthene	ACENAPE	EPA625.1	.353	ug/L
Acenaphthene	ACENAPE	EPA625.1	.355	ug/L
Acenaphthene	ACENAPE	EPA625.1	.357	ug/L
Acenaphthylene	ACENAPTYLE	EPA625.1	.328	ug/L
Acenaphthylene	ACENAPTYLE	EPA625.1	.329	ug/L
Acenaphthylene	ACENAPTYLE	EPA625.1	.331	ug/L
Acenaphthylene	ACENAPTYLE	EPA625.1	.333	ug/L
Acenaphthylene	ACENAPTYLE	EPA625.1	.334	ug/L
Acenaphthylene	ACENAPTYLE	EPA625.1	.336	ug/L
Acenaphthylene	ACENAPTYLE	EPA625.1	.337	ug/L
Acenaphthylene	ACENAPTYLE	EPA625.1	.339	ug/L
Acenaphthylene	ACENAPTYLE	EPA625.1	.341	ug/L
Acenaphthylene	ACENAPTYLE	EPA625.1	.343	ug/L
Acetone - 40CFR136.3 Table 1F	ACETONE:P-O	EPA1666	3.1	ug/L
Acrolein	ACROLEIN	EPA624.1	1.24	ug/L

Analytical Methods Used by the Lab in 2021

Report run on: Wednesday, February 9, 2022 3:47 pm

<i>Parmname</i>	<i>Parmcode</i>	<i>Protocol</i>	<i>Mdl</i>	<i>Units</i>
Acrylonitrile	ACRYLONITRIL	EPA624.1	.55	ug/L
Aldrin	ALDRIN	EPA608.3/3510	.00865	ug/L
Alpha-BHC (BHC=hexachloro-cyclohexane)	6CL-CHX-A	EPA608.3/3510	.00775	ug/L
Alpha-endosulfan	ENDOSLFN-A	EPA608.3/3510	.00775	ug/L
Aluminum, Total	ALUMINUM	EPA200.7	.056	mg/L
Aluminum, Total	ALUMINUM	EPA200.8	.056	mg/L
Ammonia (as nitrogen)	AMMONIA	SM4500-NH3 B,C	.3	mg/L
Anthracene	ANTHRACENE	EPA625.1	.584	ug/L
Anthracene	ANTHRACENE	EPA625.1	.587	ug/L
Anthracene	ANTHRACENE	EPA625.1	.589	ug/L
Anthracene	ANTHRACENE	EPA625.1	.592	ug/L
Anthracene	ANTHRACENE	EPA625.1	.595	ug/L
Anthracene	ANTHRACENE	EPA625.1	.598	ug/L
Anthracene	ANTHRACENE	EPA625.1	.601	ug/L
Anthracene	ANTHRACENE	EPA625.1	.604	ug/L
Anthracene	ANTHRACENE	EPA625.1	.607	ug/L
Anthracene	ANTHRACENE	EPA625.1	.61	ug/L
Antimony, Total	ANTIMONY	EPA200.7	.002	mg/L
Antimony, Total	ANTIMONY	EPA200.8	.008	mg/L
Arsenic, Total	ARSENIC	EPA200.7	.003	mg/L
Arsenic, Total	ARSENIC	EPA200.8	.003	mg/L
Barium, Total	BARIUM	EPA200.7	.002	mg/L
Beginning Meter Read and Date	FLOWMETER READ 1	FLOW		gals
Benzene	BNZ(W/OAGG)		.173	ug/L
Benzidine	BZID	EPA625.1	16.1	ug/L
Benzidine	BZID	EPA625.1	16.3	ug/L
Benzidine	BZID	EPA625.1	16.6	ug/L
Benzidine	BZID	EPA625.1	16.7	ug/L
Benzidine	BZID	EPA625.1	16.8	ug/L
Benzo(a)pyrene (3,4-benzopyrene)	BAP	EPA625.1	.579	ug/L
Benzo(a)pyrene (3,4-benzopyrene)	BAP	EPA625.1	.582	ug/L
Benzo(a)pyrene (3,4-benzopyrene)	BAP	EPA625.1	.585	ug/L
Benzo(a)pyrene (3,4-benzopyrene)	BAP	EPA625.1	.587	ug/L
Benzo(a)pyrene (3,4-benzopyrene)	BAP	EPA625.1	.59	ug/L
Benzo(a)pyrene (3,4-benzopyrene)	BAP	EPA625.1	.593	ug/L
Benzo(a)pyrene (3,4-benzopyrene)	BAP	EPA625.1	.596	ug/L
Benzo(a)pyrene (3,4-benzopyrene)	BAP	EPA625.1	.599	ug/L
Benzo(a)pyrene (3,4-benzopyrene)	BAP	EPA625.1	.602	ug/L
Benzo(a)pyrene (3,4-benzopyrene)	BAP	EPA625.1	.605	ug/L
Beryllium, Total	BERYLLIUM	EPA200.7	.001	mg/L
Beryllium, Total	BERYLLIUM	EPA200.8	.009	mg/L
Beta-BHC	6CL-CHX-B	EPA608.3/3510	.00486	ug/L
Beta-endosulfan	ENDOSLFN-B	EPA608.3/3510	.0163	ug/L
Bis(2-chloroethoxy) methane	BCEOM	EPA625.1	.268	ug/L
Bis(2-chloroethoxy) methane	BCEOM	EPA625.1	.272	ug/L
Bis(2-chloroethoxy) methane	BCEOM	EPA625.1	.276	ug/L
Bis(2-chloroethoxy) methane	BCEOM	EPA625.1	.278	ug/L
Bis(2-chloroethoxy) methane	BCEOM	EPA625.1	.279	ug/L
Bis(2-chloroethoxy) methane	BCEOM	EPA625.1	.281	ug/L
Bis(2-chloroethyl) ether	B2CLEETHER	EPA625.1	.223	ug/L
Bis(2-chloroethyl) ether	B2CLEETHER	EPA625.1	.226	ug/L
Bis(2-chloroethyl) ether	B2CLEETHER	EPA625.1	.23	ug/L

Analytical Methods Used by the Lab in 2021

Report run on: Wednesday, February 9, 2022 3:47 pm

<i>Parmname</i>	<i>Parmcode</i>	<i>Protocol</i>	<i>Mdl</i>	<i>Units</i>
Bis(2-chloroethyl) ether	B2CLEETHER	EPA625.1	.231	ug/L
Bis(2-chloroethyl) ether	B2CLEETHER	EPA625.1	.232	ug/L
Bis(2-chloroethyl) ether	B2CLEETHER	EPA625.1	.233	ug/L
Bis(2-chloroisopropyl) ether	B2CIE	EPA625.1	.321	ug/L
Bis(2-chloroisopropyl) ether	B2CIE	EPA625.1	.326	ug/L
Bis(2-chloroisopropyl) ether	B2CIE	EPA625.1	.331	ug/L
Bis(2-chloroisopropyl) ether	B2CIE	EPA625.1	.332	ug/L
Bis(2-chloroisopropyl) ether	B2CIE	EPA625.1	.334	ug/L
Bis(2-chloroisopropyl) ether	B2CIE	EPA625.1	.336	ug/L
Bis(2-ethylhexyl) phthalate	B2ETHXPHTH	EPA625.1	1.56	ug/L
Bis(2-ethylhexyl) phthalate	B2ETHXPHTH	EPA625.1	1.57	ug/L
Bis(2-ethylhexyl) phthalate	B2ETHXPHTH	EPA625.1	1.58	ug/L
Bis(2-ethylhexyl) phthalate	B2ETHXPHTH	EPA625.1	1.59	ug/L
Bis(2-ethylhexyl) phthalate	B2ETHXPHTH	EPA625.1	1.6	ug/L
Bis(2-ethylhexyl) phthalate	B2ETHXPHTH	EPA625.1	1.61	ug/L
Bis(2-ethylhexyl) phthalate	B2ETHXPHTH	EPA625.1	1.62	ug/L
Bis(2-ethylhexyl) phthalate	B2ETHXPHTH	EPA625.1	1.63	ug/L
Bis(2-ethylhexyl) phthalate	B2ETHXPHTH	EPA625.1	1.64	ug/L
Bis(2-ethylhexyl) phthalate	B2ETHXPHTH	EPA625.1	6.54	ug/L
Bis(2-ethylhexyl) phthalate	B2ETHXPHTH	EPA625.1	12.1	ug/L
Bis(2-ethylhexyl) phthalate	B2ETHXPHTH	EPA625.1	12.6	ug/L
Bis(2-ethylhexyl) phthalate	B2ETHXPHTH	EPA625.1	16.4	ug/L
Bis(2-ethylhexyl) phthalate	B2ETHXPHTH	EPA625.1	20.4	ug/L
Boron, Total	BORON	EPA200.7	.003	mg/L
Boron, Total	BORON	EPA200.8	.021	mg/L
Bromoform (tribromomethane)	BROMOFORM	EPA624.1	.447	ug/L
Butyl benzyl phthalate	BUTBNZ PHT	EPA625.1	.453	ug/L
Butyl benzyl phthalate	BUTBNZ PHT	EPA625.1	.459	ug/L
Butyl benzyl phthalate	BUTBNZ PHT	EPA625.1	.466	ug/L
Butyl benzyl phthalate	BUTBNZ PHT	EPA625.1	.468	ug/L
Butyl benzyl phthalate	BUTBNZ PHT	EPA625.1	.471	ug/L
Butyl benzyl phthalate	BUTBNZ PHT	EPA625.1	.473	ug/L
Cadmium, Total	CADMIUM	EPA200.7	.001	mg/L
Cadmium, Total	CADMIUM	EPA200.7	.002	mg/L
Cadmium, Total	CADMIUM	EPA200.7	.005	mg/L
Cadmium, Total	CADMIUM	EPA200.8	.007	mg/L
Carbon tetrachloride (tetrachloromethane)	CARBON TET	EPA624.1	.333	ug/L
Chemical Oxygen Demand	COD	COD_HACH8000	18	mg/L
Chemical Oxygen Demand	COD	COD_HACH8000	36	mg/L
Chemical Oxygen Demand	COD	COD_HACH8000	45	mg/L
Chemical Oxygen Demand	COD	COD_HACH8000	72	mg/L
Chemical Oxygen Demand	COD	COD_HACH8000	90	mg/L
Chemical Oxygen Demand	COD	COD_HACH8000	144	mg/L
Chemical Oxygen Demand	COD	COD_HACH8000	180	mg/L
Chemical Oxygen Demand	COD	COD_HACH8000	288	mg/L
Chemical Oxygen Demand	COD	COD_HACH8000	360	mg/L
Chemical Oxygen Demand	COD	COD_HACH8000	450	mg/L
Chemical Oxygen Demand	COD	COD_HACH8000	720	mg/L
Chemical Oxygen Demand	COD	COD_HACH8000	900	mg/L
Chemical Oxygen Demand	COD	COD_HACH8000	1150	mg/L
Chemical Oxygen Demand	COD	COD_HACH8000	1800	mg/L
Chemical Oxygen Demand	COD	COD_HACH8000	3600	mg/L

Analytical Methods Used by the Lab in 2021

Report run on: Wednesday, February 9, 2022 3:47 pm

<i>Parmname</i>	<i>Parmcode</i>	<i>Protocol</i>	<i>Mdl</i>	<i>Units</i>
Chemical Oxygen Demand, Soluble	COD SOLUBLE	COD_HACH8000	144	mg/L
Chlordane	CHLORDANE	EPA608.3/3510	.0093	ug/L
Chloride, Total	CHLORIDE	EPA300	3.5	mg/L
Chloride, Total	CHLORIDE	EPA300	3.57	mg/L
Chloride, Total	CHLORIDE	EPA300	3.73	mg/L
Chloride, Total	CHLORIDE	EPA300	7	mg/L
Chloride, Total	CHLORIDE	EPA300	7.46	mg/L
Chloride, Total	CHLORIDE	EPA300	18.65	mg/L
Chloride, Total	CHLORIDE	SM4500CLB		mg/L
Chlorobenzene	CLBNZ	EPA624.1	.276	ug/L
Chlorodibromomethane (dibromochloromethane)	2BRCLMETH	EPA624.1	.445	ug/L
Chlorodibromomethane (dibromochloromethane)	2BRCLMETH	EPA624.1	.545	ug/L
Chloroethane	ETHYL CL	EPA624.1	.265	ug/L
Chloroform (trichloromethane)	CHLOROFORM	EPA624.1	.299	ug/L
Chromium, Total	CHROMIUM	EPA200.7	.001	mg/L
Chromium, Total	CHROMIUM	EPA200.7	.002	mg/L
Chromium, Total	CHROMIUM	EPA200.7	.005	mg/L
Chromium, Total	CHROMIUM	EPA200.7	.007	mg/L
Chromium, Total	CHROMIUM	EPA200.7	.025	mg/L
Chromium, Total	CHROMIUM	EPA200.8	.006	mg/L
Chrysene	CHRYSENE	EPA625.1	.384	ug/L
Chrysene	CHRYSENE	EPA625.1	.386	ug/L
Chrysene	CHRYSENE	EPA625.1	.388	ug/L
Chrysene	CHRYSENE	EPA625.1	.39	ug/L
Chrysene	CHRYSENE	EPA625.1	.392	ug/L
Chrysene	CHRYSENE	EPA625.1	.394	ug/L
Chrysene	CHRYSENE	EPA625.1	.396	ug/L
Chrysene	CHRYSENE	EPA625.1	.398	ug/L
Chrysene	CHRYSENE	EPA625.1	.4	ug/L
Chrysene	CHRYSENE	EPA625.1	.402	ug/L
Cobalt, Total	COBALT	EPA200.7	.002	mg/L
Combustibles, in air	COMBUSTIBLES-AIR	AIR		PercentLEL
Copper, Total	COPPER	EPA200.7	.006	mg/L
Copper, Total	COPPER	EPA200.7	.009	mg/L
Copper, Total	COPPER	EPA200.7	.012	mg/L
Copper, Total	COPPER	EPA200.7	.024	mg/L
Copper, Total	COPPER	EPA200.7	.03	mg/L
Copper, Total	COPPER	EPA200.7	.06	mg/L
Copper, Total	COPPER	EPA200.8	.008	mg/L
Cyanide, Amenable	CYANIDE(A)	335.4_4500CNG	.004	mg/L
Cyanide, Amenable	CYANIDE(A)	335.4_4500CNG	.006	mg/L
Cyanide, Total	CYANIDE(T)	335.4_4500CNG	.002	mg/L
Cyanide, Total	CYANIDE(T)	335.4_4500CNG	.004	mg/L
Delta-BHC	6CL-CHX-D	EPA608.3/3510	.00805	ug/L
Di-n-butyl phthalate	DINBP	EPA625.1	.986	ug/L
Di-n-butyl phthalate	DINBP	EPA625.1	1	ug/L
Di-n-butyl phthalate	DINBP	EPA625.1	1.01	ug/L
Di-n-butyl phthalate	DINBP	EPA625.1	1.02	ug/L
Di-n-butyl phthalate	DINBP	EPA625.1	1.03	ug/L
Di-n-octyl phthalate	2NOCTP	EPA625.1	.689	ug/L
Di-n-octyl phthalate	2NOCTP	EPA625.1	.699	ug/L
Di-n-octyl phthalate	2NOCTP	EPA625.1	.709	ug/L

Analytical Methods Used by the Lab in 2021

Report run on: Wednesday, February 9, 2022 3:47 pm

<i>Parmname</i>	<i>Parmcode</i>	<i>Protocol</i>	<i>Mdl</i>	<i>Units</i>
Di-n-octyl phthalate	2NOCTP	EPA625.1	.713	ug/L
Di-n-octyl phthalate	2NOCTP	EPA625.1	.716	ug/L
Di-n-octyl phthalate	2NOCTP	EPA625.1	.72	ug/L
Dichlorobromomethane (bromodichloromethane)	BR2CLMETH	EPA624.1	.445	ug/L
Dichlorobromomethane (bromodichloromethane)	BR2CLMETH		.445	ug/L
Dieldrin	DIELDRIN	EPA608.3/3510	.00525	ug/L
Diethyl phthalate	DEP	EPA625.1	.751	ug/L
Diethyl phthalate	DEP	EPA625.1	.755	ug/L
Diethyl phthalate	DEP	EPA625.1	.758	ug/L
Diethyl phthalate	DEP	EPA625.1	.762	ug/L
Diethyl phthalate	DEP	EPA625.1	.766	ug/L
Diethyl phthalate	DEP	EPA625.1	.77	ug/L
Diethyl phthalate	DEP	EPA625.1	.773	ug/L
Diethyl phthalate	DEP	EPA625.1	.777	ug/L
Diethyl phthalate	DEP	EPA625.1	.781	ug/L
Diethyl phthalate	DEP	EPA625.1	.785	ug/L
Diethyl phthalate	DEP	EPA625.1	3.08	ug/L
Dimethyl phthalate	DIMP	EPA625.1	.531	ug/L
Dimethyl phthalate	DIMP	EPA625.1	.539	ug/L
Dimethyl phthalate	DIMP	EPA625.1	.547	ug/L
Dimethyl phthalate	DIMP	EPA625.1	.55	ug/L
Dimethyl phthalate	DIMP	EPA625.1	.552	ug/L
Dimethyl phthalate	DIMP	EPA625.1	.555	ug/L
Dimethyl phthalate	DIMP	EPA625.1	3.58	ug/L
Ending Meter Read and Date	FLOWMETER READ 2	FLOW		gals
Endosulfan sulfate	ENDOSLFN-S	EPA608.3/3510	.0111	ug/L
Endrin	ENDRIN	EPA608.3/3510	.0111	ug/L
Endrin aldehyde	ENDRIN-ALD	EPA608.3/3510	.0105	ug/L
Ethyl acetate - 40CFR136.3 Table 1F	ETHYL ACET:P-O	EPA1666	2.9	ug/L
Ethylbenzene	ETHYL BNZ	EPA624.1	.26	ug/L
Flash Point-Instantaneous	FLASH	ASTMD56	60	DegF
Flash Point-Instantaneous	FLASH	ASTMD56		DegF
Flow/calendar day thru Connection	FLOW (MGD)			MGD
Fluoranthene	FLUORANTHN	EPA625.1	.718	ug/L
Fluoranthene	FLUORANTHN	EPA625.1	.728	ug/L
Fluoranthene	FLUORANTHN	EPA625.1	.739	ug/L
Fluoranthene	FLUORANTHN	EPA625.1	.743	ug/L
Fluoranthene	FLUORANTHN	EPA625.1	.746	ug/L
Fluoranthene	FLUORANTHN	EPA625.1	.75	ug/L
Fluorene	FLUORENE	EPA625.1	.398	ug/L
Fluorene	FLUORENE	EPA625.1	.4	ug/L
Fluorene	FLUORENE	EPA625.1	.402	ug/L
Fluorene	FLUORENE	EPA625.1	.404	ug/L
Fluorene	FLUORENE	EPA625.1	.406	ug/L
Fluorene	FLUORENE	EPA625.1	.408	ug/L
Fluorene	FLUORENE	EPA625.1	.41	ug/L
Fluorene	FLUORENE	EPA625.1	.412	ug/L
Fluorene	FLUORENE	EPA625.1	.414	ug/L
Fluorene	FLUORENE	EPA625.1	.416	ug/L
Fluoride, Total	FLUORIDE	EPA300	.065	mg/L
Fluoride, Total	FLUORIDE	EPA300	.079	mg/L
Fluoride, Total	FLUORIDE	EPA300	.13	mg/L

Analytical Methods Used by the Lab in 2021

Report run on: Wednesday, February 9, 2022 3:47 pm

<i>Parmname</i>	<i>Parmcode</i>	<i>Protocol</i>	<i>Mdl</i>	<i>Units</i>
Fluoride, Total	FLUORIDE	EPA300	1.3	mg/L
Gamma-BHC (Lindane)	6CL-CHX-G	EPA608.3/3510	.0083	ug/L
Gross Alpha Radioactivity	RADIOACTA	EPA900		pCi/L
Gross Beta Radioactivity	RADIOACTB	EPA900		pCi/L
Heptachlor	HEPTACHLOR	EPA608.3/3510	.0118	ug/L
Heptachlor epoxide	HEPCL EPOX	EPA608.3/3510	.0101	ug/L
Hexachlorobenzene	6CLBNZ	EPA625.1	.346	ug/L
Hexachlorobenzene	6CLBNZ	EPA625.1	.351	ug/L
Hexachlorobenzene	6CLBNZ	EPA625.1	.356	ug/L
Hexachlorobenzene	6CLBNZ	EPA625.1	.358	ug/L
Hexachlorobenzene	6CLBNZ	EPA625.1	.36	ug/L
Hexachlorobenzene	6CLBNZ	EPA625.1	.362	ug/L
Hexachlorobutadiene	6CLBUTAD	EPA625.1	.541	ug/L
Hexachlorobutadiene	6CLBUTAD	EPA625.1	.543	ug/L
Hexachlorobutadiene	6CLBUTAD	EPA625.1	.546	ug/L
Hexachlorobutadiene	6CLBUTAD	EPA625.1	.549	ug/L
Hexachlorobutadiene	6CLBUTAD	EPA625.1	.551	ug/L
Hexachlorobutadiene	6CLBUTAD	EPA625.1	.554	ug/L
Hexachlorobutadiene	6CLBUTAD	EPA625.1	.557	ug/L
Hexachlorobutadiene	6CLBUTAD	EPA625.1	.559	ug/L
Hexachlorobutadiene	6CLBUTAD	EPA625.1	.562	ug/L
Hexachlorobutadiene	6CLBUTAD	EPA625.1	.565	ug/L
Hexachloroethane	6CLETH	EPA625.1	1.55	ug/L
Hydrogen sulfide, in air	H2S-AIR	AIR		ppm
Indeno(1,2,3-cd)pyrene (2,3-o-phenylene pyrene	ICDP	EPA625.1	.593	ug/L
Indeno(1,2,3-cd)pyrene (2,3-o-phenylene pyrene	ICDP	EPA625.1	.596	ug/L
Indeno(1,2,3-cd)pyrene (2,3-o-phenylene pyrene	ICDP	EPA625.1	.599	ug/L
Indeno(1,2,3-cd)pyrene (2,3-o-phenylene pyrene	ICDP	EPA625.1	.602	ug/L
Indeno(1,2,3-cd)pyrene (2,3-o-phenylene pyrene	ICDP	EPA625.1	.605	ug/L
Indeno(1,2,3-cd)pyrene (2,3-o-phenylene pyrene	ICDP	EPA625.1	.608	ug/L
Indeno(1,2,3-cd)pyrene (2,3-o-phenylene pyrene	ICDP	EPA625.1	.611	ug/L
Indeno(1,2,3-cd)pyrene (2,3-o-phenylene pyrene	ICDP	EPA625.1	.614	ug/L
Indeno(1,2,3-cd)pyrene (2,3-o-phenylene pyrene	ICDP	EPA625.1	.617	ug/L
Indeno(1,2,3-cd)pyrene (2,3-o-phenylene pyrene	ICDP	EPA625.1	.62	ug/L
Industry Sump Maintenance	INDSUMP	SUMP		Grade
Iron, Total	IRON	EPA200.7	.038	mg/L
Iron, Total	IRON	EPA200.8	.212	mg/L
Isophorone	ISOPHORONE	EPA625.1	.354	ug/L
Isophorone	ISOPHORONE	EPA625.1	.359	ug/L
Isophorone	ISOPHORONE	EPA625.1	.365	ug/L
Isophorone	ISOPHORONE	EPA625.1	.366	ug/L
Isophorone	ISOPHORONE	EPA625.1	.368	ug/L
Isophorone	ISOPHORONE	EPA625.1	.37	ug/L
Isopropyl acetate - 40CFR136.3 Table 1F	ISOP ACETATE:P-O	EPA1666	1	ug/L
Lead, Total	LEAD	EPA200.7	.002	mg/L
Lead, Total	LEAD	EPA200.7	.003	mg/L
Lead, Total	LEAD	EPA200.7	.004	mg/L
Lead, Total	LEAD	EPA200.7	.01	mg/L
Lead, Total	LEAD	EPA200.7	.015	mg/L
Lead, Total	LEAD	EPA200.8	.008	mg/L
Manganese, Total	MANGANESE	EPA200.7	.001	mg/L
Manganese, Total	MANGANESE	EPA200.7	.002	mg/L

Analytical Methods Used by the Lab in 2021

Report run on: Wednesday, February 9, 2022 3:47 pm

<i>Parmname</i>	<i>Parmcode</i>	<i>Protocol</i>	<i>Mdl</i>	<i>Units</i>
Manganese, Total	MANGANESE	EPA200.7	.003	mg/L
Manganese, Total	MANGANESE	EPA200.8	.009	mg/L
Mercury, Total	MERCURY	EPA200.7	.001	mg/L
Mercury, Total	MERCURY	EPA200.8	.001	mg/L
Mercury, Total	MERCURY	EPA200.8	.005	mg/L
Methyl bromide (bromomethane)	BRMETHANE	EPA624.1	.793	ug/L
Methyl chloride (chloromethane)	CLMETHANE	EPA624.1	.238	ug/L
Methylene chloride (dichloromethane)	METHYLE CL	EPA624.1	.283	ug/L
Methylene chloride - 40CFR136.3 Table 1F	METHYLE CL:P-O	EPA1666	.14	ug/L
Molybdenum, Total	MOLYBDENUM	EPA200.7	.001	mg/L
Molybdenum, Total	MOLYBDENUM	EPA200.8	.007	mg/L
N-nitrosodi-n-propylamine	NNDNPRA	EPA625.1	.277	ug/L
N-nitrosodi-n-propylamine	NNDNPRA	EPA625.1	.281	ug/L
N-nitrosodi-n-propylamine	NNDNPRA	EPA625.1	.285	ug/L
N-nitrosodi-n-propylamine	NNDNPRA	EPA625.1	.286	ug/L
N-nitrosodi-n-propylamine	NNDNPRA	EPA625.1	.288	ug/L
N-nitrosodi-n-propylamine	NNDNPRA	EPA625.1	.289	ug/L
N-nitrosodimethyla (N,N Dimethyl Acrylamide)	NNDMA	EPA625.1	.531	ug/L
N-nitrosodimethyla (N,N Dimethyl Acrylamide)	NNDMA	EPA625.1	.539	ug/L
N-nitrosodimethyla (N,N Dimethyl Acrylamide)	NNDMA	EPA625.1	.547	ug/L
N-nitrosodimethyla (N,N Dimethyl Acrylamide)	NNDMA	EPA625.1	.55	ug/L
N-nitrosodimethyla (N,N Dimethyl Acrylamide)	NNDMA	EPA625.1	.552	ug/L
N-nitrosodimethyla (N,N Dimethyl Acrylamide)	NNDMA	EPA625.1	.555	ug/L
N-nitrosodiphenylamine	NNP	EPA625.1	.541	ug/L
N-nitrosodiphenylamine	NNP	EPA625.1	.549	ug/L
N-nitrosodiphenylamine	NNP	EPA625.1	.557	ug/L
N-nitrosodiphenylamine	NNP	EPA625.1	.559	ug/L
N-nitrosodiphenylamine	NNP	EPA625.1	.562	ug/L
N-nitrosodiphenylamine	NNP	EPA625.1	.565	ug/L
Naphthalene	NAPHTHALENE	EPA625.1	.331	ug/L
Naphthalene	NAPHTHALENE	EPA625.1	.336	ug/L
Naphthalene	NAPHTHALENE	EPA625.1	.341	ug/L
Naphthalene	NAPHTHALENE	EPA625.1	.343	ug/L
Naphthalene	NAPHTHALENE	EPA625.1	.344	ug/L
Naphthalene	NAPHTHALENE	EPA625.1	.346	ug/L
Naphthalene	NAPHTHALENE	EPA625.1	2.66	ug/L
Naphthalene	NAPHTHALENE	EPA625.1	3.01	ug/L
Nickel, Total	NICKEL	EPA200.7	.001	mg/L
Nickel, Total	NICKEL	EPA200.7	.002	mg/L
Nickel, Total	NICKEL	EPA200.7	.003	mg/L
Nickel, Total	NICKEL	EPA200.7	.005	mg/L
Nickel, Total	NICKEL	EPA200.7	.01	mg/L
Nickel, Total	NICKEL	EPA200.8	.006	mg/L
Nitrobenzene	NBNZ	EPA625.1	.372	ug/L
Nitrobenzene	NBNZ	EPA625.1	.378	ug/L
Nitrobenzene	NBNZ	EPA625.1	.383	ug/L
Nitrobenzene	NBNZ	EPA625.1	.385	ug/L
Nitrobenzene	NBNZ	EPA625.1	.387	ug/L
Nitrobenzene	NBNZ	EPA625.1	.389	ug/L
Oil and grease, SGT-HEM	PETROLEUM HC	EPA1664-B	1.92	mg/L
Oil and grease, SGT-HEM	PETROLEUM HC	EPA1664-B	1.95	mg/L
Oil and grease, SGT-HEM	PETROLEUM HC	EPA1664-B	1.98	mg/L

Analytical Methods Used by the Lab in 2021

Report run on: Wednesday, February 9, 2022 3:47 pm

<i>Parmname</i>	<i>Parmcode</i>	<i>Protocol</i>	<i>Mdl</i>	<i>Units</i>
Oil and grease, SGT-HEM	PETROLEUM HC	EPA1664-B	2.04	mg/L
Oil and grease, SGT-HEM	PETROLEUM HC	EPA1664-B	2.19	mg/L
Oil and grease, SGT-HEM	PETROLEUM HC	EPA1664-B	2.2	mg/L
Oil and grease, SGT-HEM	PETROLEUM HC	EPA1664-B	2.23	mg/L
Oil and grease, SGT-HEM	PETROLEUM HC	EPA1664-B	3.45	mg/L
Oil and grease, Total-Instantaneous	OIL/GREASE		.7	mg/L
Oil and grease, Total-Instantaneous	OIL/GREASE		2.39	mg/L
Oil and grease, Total-Instantaneous	OIL/GREASE		2.41	mg/L
Oil and grease, Total-Instantaneous	OIL/GREASE		2.42	mg/L
Oil and grease, Total-Instantaneous	OIL/GREASE		2.48	mg/L
Oil and grease, Total-Instantaneous	OIL/GREASE		2.5	mg/L
Oil and grease, Total-Instantaneous	OIL/GREASE		2.51	mg/L
Oil and grease, Total-Instantaneous	OIL/GREASE		2.52	mg/L
Oil and grease, Total-Instantaneous	OIL/GREASE		2.53	mg/L
Oil and grease, Total-Instantaneous	OIL/GREASE		2.54	mg/L
Oil and grease, Total-Instantaneous	OIL/GREASE		2.56	mg/L
Oil and grease, Total-Instantaneous	OIL/GREASE		2.58	mg/L
Oil and grease, Total-Instantaneous	OIL/GREASE		2.59	mg/L
Oil and grease, Total-Instantaneous	OIL/GREASE		2.6	mg/L
Oil and grease, Total-Instantaneous	OIL/GREASE		2.61	mg/L
Oil and grease, Total-Instantaneous	OIL/GREASE		2.62	mg/L
Oil and grease, Total-Instantaneous	OIL/GREASE		2.63	mg/L
Oil and grease, Total-Instantaneous	OIL/GREASE		2.64	mg/L
Oil and grease, Total-Instantaneous	OIL/GREASE		2.65	mg/L
Oil and grease, Total-Instantaneous	OIL/GREASE		2.66	mg/L
Oil and grease, Total-Instantaneous	OIL/GREASE		2.67	mg/L
Oil and grease, Total-Instantaneous	OIL/GREASE		2.68	mg/L
Oil and grease, Total-Instantaneous	OIL/GREASE		2.69	mg/L
Oil and grease, Total-Instantaneous	OIL/GREASE		2.7	mg/L
Oil and grease, Total-Instantaneous	OIL/GREASE		2.71	mg/L
Oil and grease, Total-Instantaneous	OIL/GREASE		2.72	mg/L
Oil and grease, Total-Instantaneous	OIL/GREASE		2.73	mg/L
Oil and grease, Total-Instantaneous	OIL/GREASE		2.74	mg/L
Oil and grease, Total-Instantaneous	OIL/GREASE		2.75	mg/L
Oil and grease, Total-Instantaneous	OIL/GREASE		2.77	mg/L
Oil and grease, Total-Instantaneous	OIL/GREASE		2.78	mg/L
Oil and grease, Total-Instantaneous	OIL/GREASE		2.79	mg/L
Oil and grease, Total-Instantaneous	OIL/GREASE		2.8	mg/L
Oil and grease, Total-Instantaneous	OIL/GREASE		2.82	mg/L
Oil and grease, Total-Instantaneous	OIL/GREASE		2.84	mg/L
Oil and grease, Total-Instantaneous	OIL/GREASE		2.85	mg/L
Oil and grease, Total-Instantaneous	OIL/GREASE		2.86	mg/L
Oil and grease, Total-Instantaneous	OIL/GREASE		2.99	mg/L
Oil and grease, Total-Instantaneous	OIL/GREASE		3.03	mg/L
Oil and grease, Total-Instantaneous	OIL/GREASE		3.04	mg/L
Oil and grease, Total-Instantaneous	OIL/GREASE		3.11	mg/L
Oil and grease, Total-Instantaneous	OIL/GREASE		3.14	mg/L
Oil and grease, Total-Instantaneous	OIL/GREASE		3.15	mg/L
Oil and grease, Total-Instantaneous	OIL/GREASE		3.17	mg/L
Oil and grease, Total-Instantaneous	OIL/GREASE		3.18	mg/L
Oil and grease, Total-Instantaneous	OIL/GREASE		3.19	mg/L
Oil and grease, Total-Instantaneous	OIL/GREASE		3.2	mg/L

Analytical Methods Used by the Lab in 2021

Report run on: Wednesday, February 9, 2022 3:47 pm

<i>Parmname</i>	<i>Parmcode</i>	<i>Protocol</i>	<i>Mdl</i>	<i>Units</i>
Oil and grease, Total-Instantaneous	OIL/GREASE		3.21	mg/L
Oil and grease, Total-Instantaneous	OIL/GREASE		3.23	mg/L
Oil and grease, Total-Instantaneous	OIL/GREASE		3.24	mg/L
Oil and grease, Total-Instantaneous	OIL/GREASE		3.26	mg/L
Oil and grease, Total-Instantaneous	OIL/GREASE		3.27	mg/L
Oil and grease, Total-Instantaneous	OIL/GREASE		3.29	mg/L
Oil and grease, Total-Instantaneous	OIL/GREASE		3.31	mg/L
Oil and grease, Total-Instantaneous	OIL/GREASE		3.33	mg/L
Oil and grease, Total-Instantaneous	OIL/GREASE		3.37	mg/L
Oil and grease, Total-Instantaneous	OIL/GREASE		3.41	mg/L
Oil and grease, Total-Instantaneous	OIL/GREASE		3.42	mg/L
Oil and grease, Total-Instantaneous	OIL/GREASE		3.43	mg/L
Oil and grease, Total-Instantaneous	OIL/GREASE		3.44	mg/L
Oil and grease, Total-Instantaneous	OIL/GREASE		3.45	mg/L
Oil and grease, Total-Instantaneous	OIL/GREASE		3.48	mg/L
Oil and grease, Total-Instantaneous	OIL/GREASE		3.51	mg/L
Oil and grease, Total-Instantaneous	OIL/GREASE		3.53	mg/L
Oil and grease, Total-Instantaneous	OIL/GREASE		3.55	mg/L
Oil and grease, Total-Instantaneous	OIL/GREASE		3.59	mg/L
Oil and grease, Total-Instantaneous	OIL/GREASE		3.6	mg/L
Oil and grease, Total-Instantaneous	OIL/GREASE		3.77	mg/L
Oil and grease, Total-Instantaneous	OIL/GREASE		5.12	mg/L
Oil and grease, Total-Instantaneous	OIL/GREASE		5.44	mg/L
Oil and grease, Total-Instantaneous	OIL/GREASE		5.5	mg/L
Oil and grease, Total-Instantaneous	OIL/GREASE		5.64	mg/L
Oil and grease, Total-Instantaneous	OIL/GREASE		5.65	mg/L
Oil and grease, Total-Instantaneous	OIL/GREASE		5.72	mg/L
Oil and grease, Total-Instantaneous	OIL/GREASE		5.82	mg/L
Oxygen, in air	OXYGEN-AIR	AIR		Percent
P-chloro-m-cresol (4-chloro-3-methyl-phenol)	4-CL3-MPHN	EPA625.1/3510C	.268	ug/L
P-chloro-m-cresol (4-chloro-3-methyl-phenol)	4-CL3-MPHN	EPA625.1/3510C	.269	ug/L
P-chloro-m-cresol (4-chloro-3-methyl-phenol)	4-CL3-MPHN	EPA625.1/3510C	.271	ug/L
P-chloro-m-cresol (4-chloro-3-methyl-phenol)	4-CL3-MPHN	EPA625.1/3510C	.272	ug/L
P-chloro-m-cresol (4-chloro-3-methyl-phenol)	4-CL3-MPHN	EPA625.1/3510C	.273	ug/L
P-chloro-m-cresol (4-chloro-3-methyl-phenol)	4-CL3-MPHN	EPA625.1/3510C	.275	ug/L
P-chloro-m-cresol (4-chloro-3-methyl-phenol)	4-CL3-MPHN	EPA625.1/3510C	.276	ug/L
P-chloro-m-cresol (4-chloro-3-methyl-phenol)	4-CL3-MPHN	EPA625.1/3510C	.277	ug/L
P-chloro-m-cresol (4-chloro-3-methyl-phenol)	4-CL3-MPHN	EPA625.1/3510C	.279	ug/L
P-chloro-m-cresol (4-chloro-3-methyl-phenol)	4-CL3-MPHN	EPA625.1/3510C	.28	ug/L
P-chloro-m-cresol (4-chloro-3-methyl-phenol)	4-CL3-MPHN	EPA625.1/3510C	1.87	ug/L
PCB-1016 (Arochlor 1016)	PCB 1016	EPA608.3/3510	.775	ug/L
PCB-1221 (Arochlor 1221)	PCB 1221	EPA608.3/3510	.775	ug/L
PCB-1232 (Arochlor 1232)	PCB 1232	EPA608.3/3510	.775	ug/L
PCB-1242 (Arochlor 1242)	PCB 1242	EPA608.3/3510	.775	ug/L
PCB-1248 (Arochlor 1248)	PCB 1248	EPA608.3/3510	.775	ug/L
PCB-1254 (Arochlor 1254)	PCB 1254	EPA608.3/3510	.775	ug/L
PCB-1260 (Arochlor 1260)	PCB 1260	EPA608.3/3510	.775	ug/L
Pentachlorophenol	5CLPHN	EPA625.1/3510C	1.27	ug/L
Pentachlorophenol	5CLPHN	EPA625.1/3510C	1.28	ug/L
Pentachlorophenol	5CLPHN	EPA625.1/3510C	1.29	ug/L
Pentachlorophenol	5CLPHN	EPA625.1/3510C	1.3	ug/L
Pentachlorophenol	5CLPHN	EPA625.1/3510C	1.31	ug/L

Analytical Methods Used by the Lab in 2021

Report run on: Wednesday, February 9, 2022 3:47 pm

<i>Parmname</i>	<i>Parmcode</i>	<i>Protocol</i>	<i>Mdl</i>	<i>Units</i>
Pentachlorophenol	5CLPHN	EPA625.1/3510C	1.32	ug/L
Pentachlorophenol	5CLPHN	EPA625.1/3510C	1.33	ug/L
Phenanthrene	PHENATHRN	EPA625.1	.352	ug/L
Phenanthrene	PHENATHRN	EPA625.1	.353	ug/L
Phenanthrene	PHENATHRN	EPA625.1	.355	ug/L
Phenanthrene	PHENATHRN	EPA625.1	.357	ug/L
Phenanthrene	PHENATHRN	EPA625.1	.359	ug/L
Phenanthrene	PHENATHRN	EPA625.1	.36	ug/L
Phenanthrene	PHENATHRN	EPA625.1	.362	ug/L
Phenanthrene	PHENATHRN	EPA625.1	.364	ug/L
Phenanthrene	PHENATHRN	EPA625.1	.366	ug/L
Phenanthrene	PHENATHRN	EPA625.1	.368	ug/L
Phenol	PHENOL	EPA625.1/3510C	.658	ug/L
Phenol	PHENOL	EPA625.1/3510C	1.22	ug/L
Phenol	PHENOL	EPA625.1/3510C	1.43	ug/L
Phenol	PHENOL	EPA625.1/3510C	1.65	ug/L
Phenol	PHENOL(W/OAGG)		.157	ug/L
Phenol	PHENOL(W/OAGG)		.158	ug/L
Phenol	PHENOL(W/OAGG)		.159	ug/L
Phenol	PHENOL(W/OAGG)		.16	ug/L
Phenol	PHENOL(W/OAGG)		.161	ug/L
Phenol	PHENOL(W/OAGG)		.162	ug/L
Phenol	PHENOL(W/OAGG)		.163	ug/L
Phenol	PHENOL(W/OAGG)		.164	ug/L
Phenol	PHENOL(W/OAGG)		.165	ug/L
Phenol	PHENOL(W/OAGG)		.621	ug/L
Phenol	PHENOL(W/OAGG)		.633	ug/L
Phenol	PHENOL(W/OAGG)		.645	ug/L
Phenol	PHENOL(W/OAGG)		.658	ug/L
Phenol	PHENOL(W/OAGG)		.997	ug/L
Phenol	PHENOL(W/OAGG)		1.1	ug/L
Phenol	PHENOL(W/OAGG)		1.18	ug/L
Phenol	PHENOL(W/OAGG)		1.32	ug/L
Phenol	PHENOL(W/OAGG)		1.43	ug/L
Phenol	PHENOL(W/OAGG)		1.57	ug/L
Pyrene	PYRENE	EPA625.1	.541	ug/L
Pyrene	PYRENE	EPA625.1	.543	ug/L
Pyrene	PYRENE	EPA625.1	.546	ug/L
Pyrene	PYRENE	EPA625.1	.549	ug/L
Pyrene	PYRENE	EPA625.1	.551	ug/L
Pyrene	PYRENE	EPA625.1	.554	ug/L
Pyrene	PYRENE	EPA625.1	.557	ug/L
Pyrene	PYRENE	EPA625.1	.559	ug/L
Pyrene	PYRENE	EPA625.1	.562	ug/L
Pyrene	PYRENE	EPA625.1	.565	ug/L
Radiator Sump Maintenance	RADSUMP	SUMP		Grade
Selenium, Total	SELENIUM	EPA200.7	.003	mg/L
Selenium, Total	SELENIUM	EPA200.7	.004	mg/L
Selenium, Total	SELENIUM	EPA200.8	.014	mg/L
Silver, Total	SILVER	EPA200.7	.001	mg/L
Silver, Total	SILVER	EPA200.7	.002	mg/L
Silver, Total	SILVER	EPA200.7	.005	mg/L

Analytical Methods Used by the Lab in 2021

Report run on: Wednesday, February 9, 2022 3:47 pm

<i>Parmname</i>	<i>Parmcode</i>	<i>Protocol</i>	<i>Mdl</i>	<i>Units</i>
Silver, Total	SILVER	EPA200.8	.002	mg/L
Sodium, Total	SODIUM	EPA200.7	.927	mg/L
Sodium, Total	SODIUM	EPA200.8	.078	mg/L
Solids, Total Dissolved	TDS	SM2540-C	50	mg/L
Solids, Total Dissolved	TDS	SM2540-C	83.3	mg/L
Solids, Total Dissolved	TDS	SM2540-C	92.6	mg/L
Solids, Total Dissolved	TDS	SM2540-C	100	mg/L
Solids, Total Dissolved	TDS	SM2540-C	125	mg/L
Solids, Total Dissolved	TDS	SM2540-C	167	mg/L
Solids, Total Dissolved	TDS	SM2540-C	250	mg/L
Solids, Total Dissolved	TDS	SM2540-C	357	mg/L
Solids, Total Dissolved	TDS	SM2540-C	417	mg/L
Solids, Total Dissolved	TDS	SM2540-C	500	mg/L
Solids, Total Dissolved	TDS	SM2540-C	625	mg/L
Solids, Total Dissolved	TDS	SM2540-C	1000	mg/L
Solids, Total Dissolved	TDS	SM2540-C	1250	mg/L
Solids, Total Fixed Dissolved	TFDS	SM2540-E	125	mg/L
Solids, Total Fixed Dissolved	TFDS	SM2540-E	167	mg/L
Solids, Total Fixed Dissolved	TFDS	SM2540-E	250	mg/L
Solids, Total Fixed Dissolved	TFDS	SM2540-E	357	mg/L
Solids, Total Fixed Dissolved	TFDS	SM2540-E	500	mg/L
Solids, Total Suspended	TSS	SM2540-D	2.5	mg/L
Solids, Total Suspended	TSS	SM2540-D	2.6	mg/L
Solids, Total Suspended	TSS	SM2540-D	2.7	mg/L
Solids, Total Suspended	TSS	SM2540-D	2.8	mg/L
Solids, Total Suspended	TSS	SM2540-D	3	mg/L
Solids, Total Suspended	TSS	SM2540-D	3.3	mg/L
Solids, Total Suspended	TSS	SM2540-D	3.6	mg/L
Solids, Total Suspended	TSS	SM2540-D	4.4	mg/L
Solids, Total Suspended	TSS	SM2540-D	4.5	mg/L
Solids, Total Suspended	TSS	SM2540-D	5	mg/L
Solids, Total Suspended	TSS	SM2540-D	5.1	mg/L
Solids, Total Suspended	TSS	SM2540-D	5.6	mg/L
Solids, Total Suspended	TSS	SM2540-D	6.3	mg/L
Solids, Total Suspended	TSS	SM2540-D	6.8	mg/L
Solids, Total Suspended	TSS	SM2540-D	7.7	mg/L
Solids, Total Suspended	TSS	SM2540-D	8.3	mg/L
Solids, Total Suspended	TSS	SM2540-D	8.6	mg/L
Solids, Total Suspended	TSS	SM2540-D	10	mg/L
Solids, Total Suspended	TSS	SM2540-D	10.9	mg/L
Solids, Total Suspended	TSS	SM2540-D	11.1	mg/L
Solids, Total Suspended	TSS	SM2540-D	11.4	mg/L
Solids, Total Suspended	TSS	SM2540-D	12.5	mg/L
Solids, Total Suspended	TSS	SM2540-D	14.3	mg/L
Solids, Total Suspended	TSS	SM2540-D	15.6	mg/L
Solids, Total Suspended	TSS	SM2540-D	16.7	mg/L
Solids, Total Suspended	TSS	SM2540-D	17.2	mg/L
Solids, Total Suspended	TSS	SM2540-D	17.9	mg/L
Solids, Total Suspended	TSS	SM2540-D	18.5	mg/L
Solids, Total Suspended	TSS	SM2540-D	19.2	mg/L
Solids, Total Suspended	TSS	SM2540-D	20	mg/L
Solids, Total Suspended	TSS	SM2540-D	21.4	mg/L

Analytical Methods Used by the Lab in 2021

Report run on: Wednesday, February 9, 2022 3:47 pm

<i>Parmname</i>	<i>Parmcode</i>	<i>Protocol</i>	<i>Mdl</i>	<i>Units</i>
Solids, Total Suspended	TSS	SM2540-D	22.7	mg/L
Solids, Total Suspended	TSS	SM2540-D	25	mg/L
Solids, Total Suspended	TSS	SM2540-D	27.8	mg/L
Solids, Total Suspended	TSS	SM2540-D	29.1	mg/L
Solids, Total Suspended	TSS	SM2540-D	29.4	mg/L
Solids, Total Suspended	TSS	SM2540-D	30.5	mg/L
Solids, Total Suspended	TSS	SM2540-D	31.3	mg/L
Solids, Total Suspended	TSS	SM2540-D	33.3	mg/L
Solids, Total Suspended	TSS	SM2540-D	34.2	mg/L
Solids, Total Suspended	TSS	SM2540-D	35.7	mg/L
Solids, Total Suspended	TSS	SM2540-D	37.3	mg/L
Solids, Total Suspended	TSS	SM2540-D	37.9	mg/L
Solids, Total Suspended	TSS	SM2540-D	38.5	mg/L
Solids, Total Suspended	TSS	SM2540-D	39.1	mg/L
Solids, Total Suspended	TSS	SM2540-D	40.3	mg/L
Solids, Total Suspended	TSS	SM2540-D	41.7	mg/L
Solids, Total Suspended	TSS	SM2540-D	45.5	mg/L
Solids, Total Suspended	TSS	SM2540-D	50	mg/L
Solids, Total Suspended	TSS	SM2540-D	53.2	mg/L
Solids, Total Suspended	TSS	SM2540-D	55.6	mg/L
Solids, Total Suspended	TSS	SM2540-D	58.1	mg/L
Solids, Total Suspended	TSS	SM2540-D	62.5	mg/L
Solids, Total Suspended	TSS	SM2540-D	65.8	mg/L
Solids, Total Suspended	TSS	SM2540-D	71.4	mg/L
Solids, Total Suspended	TSS	SM2540-D	73.5	mg/L
Solids, Total Suspended	TSS	SM2540-D	83.3	mg/L
Solids, Total Suspended	TSS	SM2540-D	88	mg/L
Solids, Total Suspended	TSS	SM2540-D	100	mg/L
Solids, Total Suspended	TSS	SM2540-D	114	mg/L
Solids, Total Suspended	TSS	SM2540-D	119	mg/L
Solids, Total Suspended	TSS	SM2540-D	125	mg/L
Solids, Total Suspended	TSS	SM2540-D	132	mg/L
Solids, Total Suspended	TSS	SM2540-D	139	mg/L
Solids, Total Suspended	TSS	SM2540-D	167	mg/L
Solids, Total Suspended	TSS	SM2540-D	179	mg/L
Solids, Total Suspended	TSS	SM2540-D	192	mg/L
Solids, Total Suspended	TSS	SM2540-D	227	mg/L
Solids, Total Suspended	TSS	SM2540-D	250	mg/L
Solids, Total Suspended	TSS	SM2540-D	278	mg/L
Solids, Total Suspended	TSS	SM2540-D	333	mg/L
Solids, Total Suspended	TSS	SM2540-D	417	mg/L
Solids, Total Suspended	TSS	SM2540-D	500	mg/L
Solids, Total Suspended	TSS	SM2540-D	625	mg/L
Solids, Total Suspended	TSS	SM2540-D	833	mg/L
Solids, Total Suspended	TSS	SM2540-D	1250	mg/L
Solids, Total Suspended	TSS	SM2540-D	2500	mg/L
Solids, Total Suspended - modified 1/10 dil	TSS 1/10 DIL	SM2540-D		mg/L
Specific Conductance	CONDUCT	EPA120.1		umhos/cm
Specific Conductance-Composite	CONDUCT-COMP	EPA120.1		umhos/cm
Sulfides, Dissolved-Instantaneous	SULFIDE DISSOLVD	EPA376.2		mg/L
TPH, DOHS modified 8015	TPH		1.98	mg/L
TPH, DOHS modified 8015	TPH		2.04	mg/L

Analytical Methods Used by the Lab in 2021

Report run on: Wednesday, February 9, 2022 3:47 pm

<i>Parmname</i>	<i>Parmcode</i>	<i>Protocol</i>	<i>Mdl</i>	<i>Units</i>
TPH, DOHS modified 8015	TPH		2.2	mg/L
Temperature-Instantaneous	TEMP	SM2550-B		DegC
Tetrachloroethene (PCE)	4CLETHE	EPA624.1	.209	ug/L
Thallium, Total	THALLIUM	EPA200.7	.003	mg/L
Thallium, Total	THALLIUM	EPA200.8	.008	mg/L
Toluene	TOLUENE	EPA624.1	.245	ug/L
Toxaphene	TOXAPHENE	EPA608.3/3510	.595	ug/L
Trichloroethylene (trichloroethene) (TCE)	3CLETHE	EPA624.1	.328	ug/L
Trichlorofluoromethane	3CLFLMETH	EPA624.1	.248	ug/L
Vanadium, Total	VANADIUM	EPA200.7	.001	mg/L
Vinyl chloride (chloroethylene)	VINYL CL	EPA624.1	.242	ug/L
Zinc, Total	ZINC	EPA200.7	.003	mg/L
Zinc, Total	ZINC	EPA200.7	.006	mg/L
Zinc, Total	ZINC	EPA200.7	.007	mg/L
Zinc, Total	ZINC	EPA200.7	.01	mg/L
Zinc, Total	ZINC	EPA200.7	.012	mg/L
Zinc, Total	ZINC	EPA200.7	.015	mg/L
Zinc, Total	ZINC	EPA200.7	.035	mg/L
Zinc, Total	ZINC	EPA200.8	.006	mg/L
cis-1,3-Dichloropropene	C13-2CLPRE	EPA624.1	.392	ug/L
n-Amyl acetate - 40CFR136.3 Table 1F	N-AMYL ACET:P-O	EPA1666	1.9	ug/L
pH-Instantaneous	PH	SM4500-H+B		pH
pH-highest value	PH HIGHEST	SM4500-H+B		pH
pH-lowest value	PH LOWEST	EPA150.1		pH
trans-1,3-Dichloropropene	T13-2CLPRE	EPA624.1	.526	ug/L

CHAPTER 5 - INDUSTRIAL POLLUTANT DISCHARGES

5.1 INTRODUCTION

This section presents the results of influent and effluent monitoring for industrial pollutants as well as historical influent and effluent data. The data demonstrate that there has been a steady decline in industrial pollutants discharged to the plants over the past 30 years. Since 1982, when the pretreatment program received EPA approval, the total influent metal loadings have declined by 70%, and the total effluent metal loadings have declined by more than 90%. During the same period growth has resulted in a 12% increase in wastewater flows to the system, while the total heavy metals discharged by industry has declined by about 95%. Some of the reductions are attributed to the diversion of wastestreams to the South Bay and North City Water Reclamation Plants. The effluent from North City discharges through PLWTP and the SBWRP effluent is discharged through its ocean outfall.

5.2 INFLUENT / EFFLUENT METALS TRENDS

For the PLWTP, Figure 5.2-1 presents the long-term trends in influent and effluent metals loadings. Figures 5.2-2 through 5.2-8 are graphs of individual constituent metals in the influent and effluent over the period of 1982 through the year covered in this report. The constituents presented are cadmium, chromium, copper, lead, nickel, silver, and zinc.

For the SBWRP, the pretreatment program had already been fully implemented when the plant began operations, thus the metals have been consistently low.

Implementation of Pretreatment Standards and Source Control Programs have effectively reduced or controlled pollutant loadings at the plant headworks, ensuring that there are no incidents of pass-through or interference attributed to industrial discharges at both the Point Loma and South Bay facilities, the receiving waters are protected, and the generated biosolids qualify for maximum beneficial use.

5.3 POINT LOMA AND SOUTH BAY PLANTS MONITORING

During the year covered in this report, the PLWTP and SBWRP did not experience any upset, interference, or pass through incidents attributable to non-domestic users of the Metropolitan Sewerage system. A summary of the influent and effluent average metals loadings for the PLWTP and SBWRP is presented on pages 5-6 and 5-7, Tables 5.3-1 and 5.3-2 and Tables 5.3-3 and 5.3-4, respectively. For monthly averaging purposes in these tables and graphs, “less than” and “not detected” values were treated as zero when all values for a given month were < MDL.

Figure 5.2-1
 Point Loma Influent/Effluent Metals
 Total of Cd, Cr, Cu, Pb, Ni, Ag, Zn

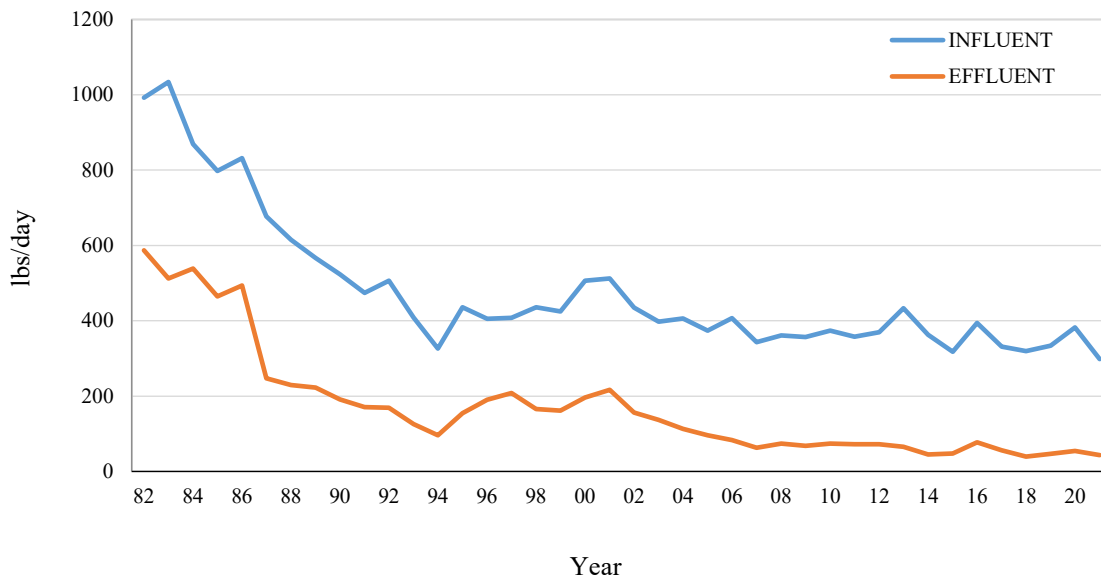


Figure 5.2-2
 Cadmium
 Point Loma Influent/Effluent History

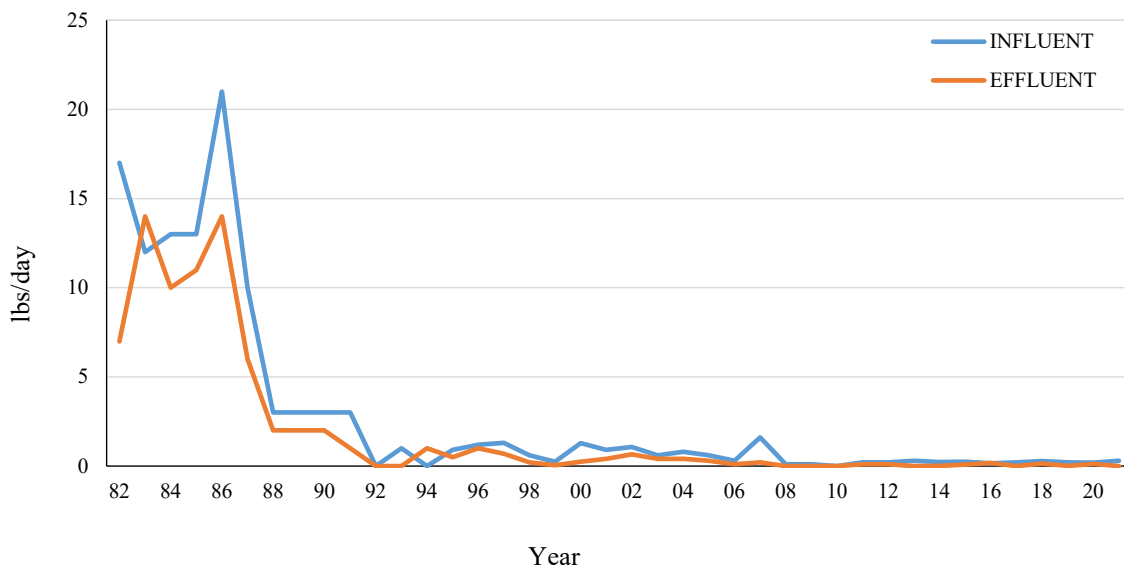


Figure 5.2-3
Chromium
Point Loma Influent/Effluent History

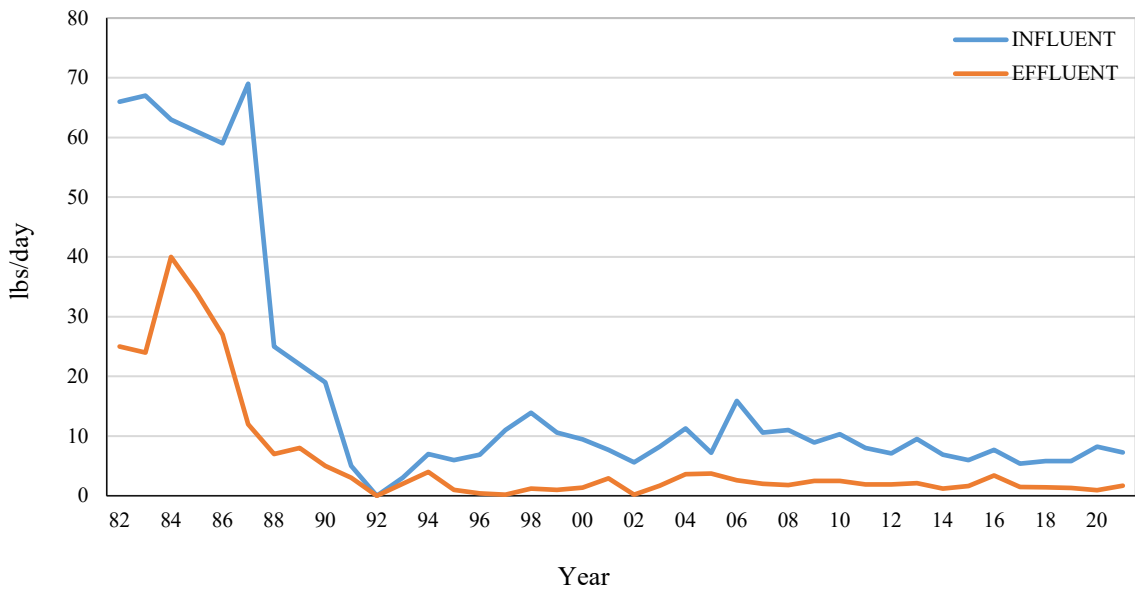


Figure 5.2-4
Copper
Point Loma Influent/Effluent History

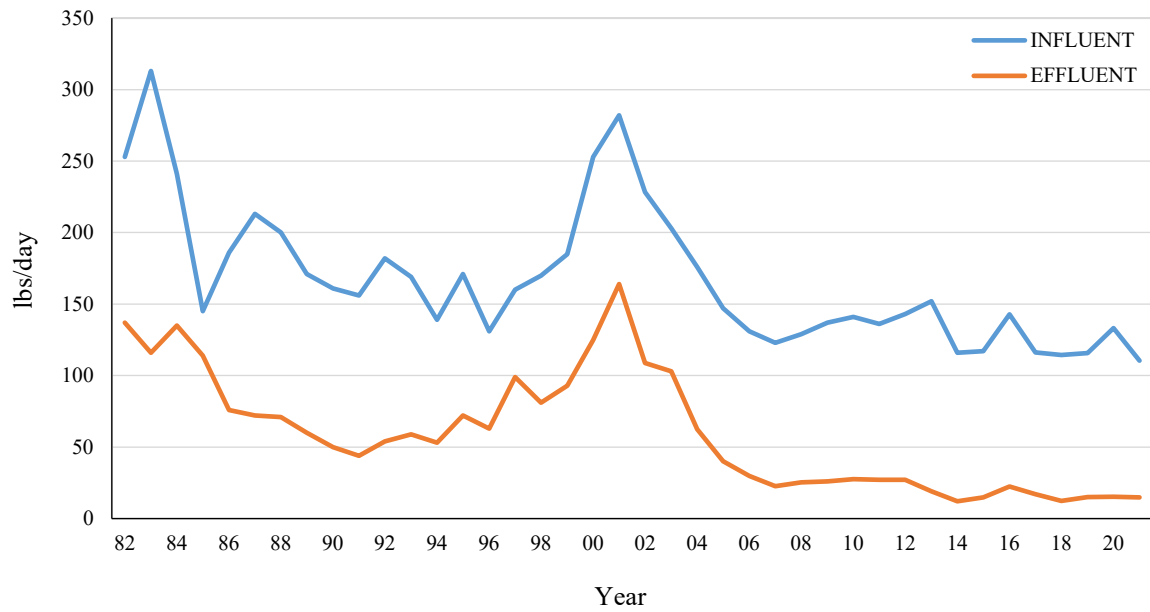


Figure 5.2-5
Lead
Point Loma Influent/Effluent History

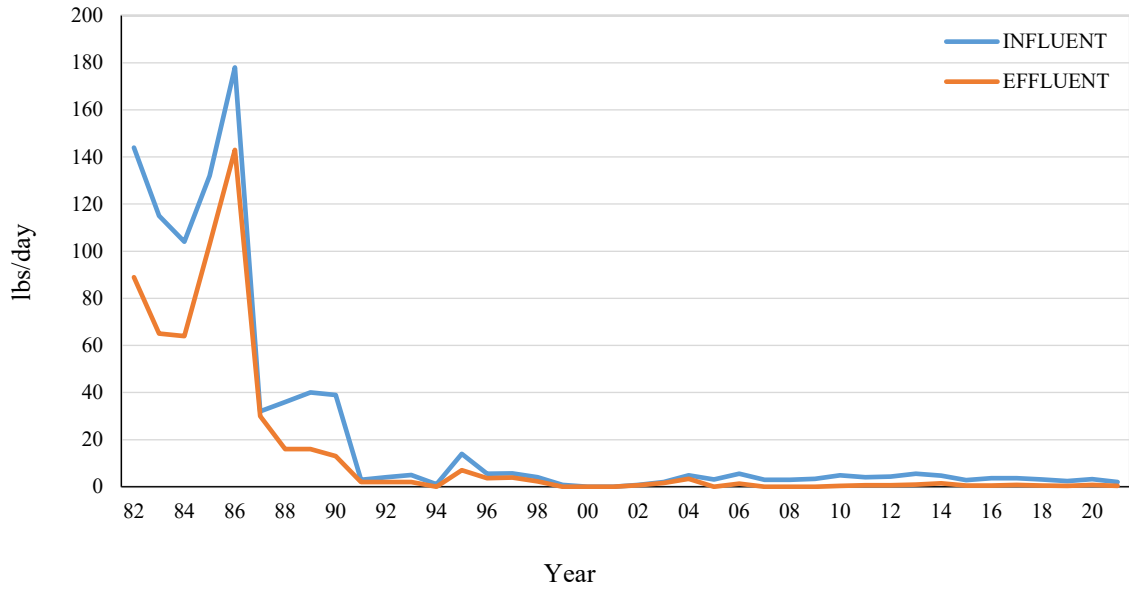


Figure 5.2-6
Nickel
Point Loma Influent/Effluent History

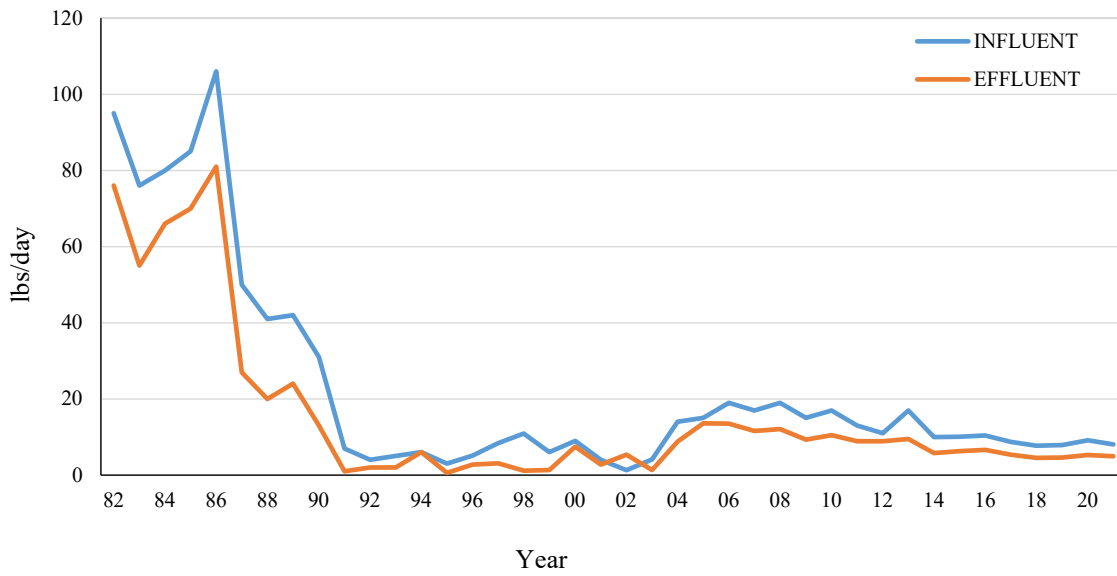


Figure 5.2-7
Silver
Point Loma Influent/Effluent History

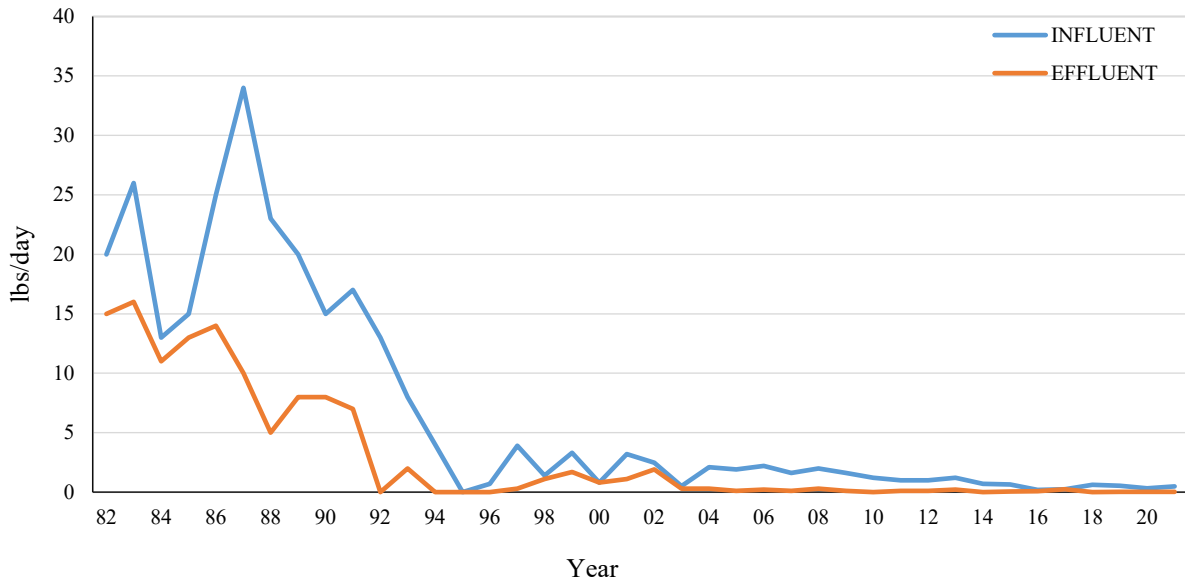
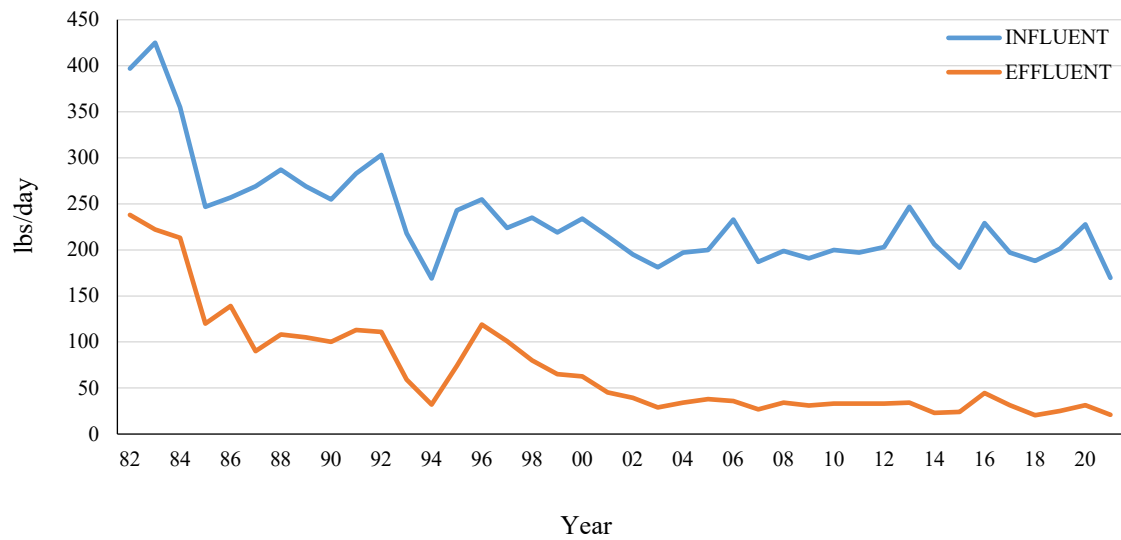


Figure 5.2-8
Zinc
Point Loma Influent/Effluent History



**TABLE 5.3-1
POINT LOMA WASTEWATER TREATMENT PLANT INFLUENT HEAVY METALS
Average Concentration and Loadings for 2021**

ND or <MDL = 0								
Month	Flow MGD	Cd µg/L	Cr µg/L	Cu µg/L	Pb µg/L	Ni µg/L	Ag µg/L	Zn µg/L
Max MDL (ug/L)		0.073	1.01	1.15	0.1	0.17	0.068	2.35
Jan	141.7	0.27	7.53	104.0	2.11	7.10	0.46	173
Feb	141.2	0.30	6.59	91.5	1.81	6.49	0.62	151
Mar	144.7	0.27	6.38	98.0	1.93	6.79	0.44	155
Apr	133.3	0.30	6.87	98.0	2.13	7.66	0.38	160
May	135.1	0.32	6.41	109.0	1.94	9.63	0.42	163
Jun	139.2	0.26	6.33	97.9	1.56	7.33	0.39	141
Jul	139.7	0.28	6.37	95.4	1.54	7.24	0.32	138
Aug	137.2	0.23	4.93	90.1	1.49	6.02	0.30	131
Sep	138.6	0.24	7.08	103	1.88	6.73	0.36	152
Oct	144.3	0.20	5.15	80.3	1.49	6.00	0.28	124
Nov	140.1	0.22	5.33	82.8	1.44	6.09	0.79	129
Dec	141.4	0.23	5.69	87.6	1.63	6.19	0.32	132
Average Flow MGD	139.7							
Average ug/L		0.26	6.22	94.8	1.75	6.94	0.42	146
lbs/day		0.30	7.25	110.5	2.03	8.09	0.49	170
PL Total lbs HM	298.4							
PL Total lbs (-)Ag	298.0							

**TABLE 5.3-2
POINT LOMA WASTEWATER TREATMENT PLANT EFFLUENT HEAVY METALS
Average Concentration and Loadings for 2021**

ND or <MDL = 0								
Month	Flow MGD	Cd µg/L	Cr µg/L	Cu µg/L	Pb µg/L	Ni µg/L	Ag µg/L	Zn µg/L
Max MDL (ug/L)		0.073	1.01	0.461	0.1	0.17	0.028	1.18
Jan	141.7	0.00	1.33	9.7	0.19	3.61	0.04	16.4
Feb	141.2	0.05	1.37	13.0	0.22	3.97	0.05	18.9
Mar	144.7	0.04	1.31	13.9	0.32	3.98	0.04	19.1
Apr	133.3	0.06	1.50	13.1	0.57	4.39	0.04	17.8
May	135.1	0.05	1.39	12.5	0.56	6.06	0.03	17.7
Jun	139.2	0.05	1.54	11.2	0.21	4.37	0.03	17.2
Jul	139.7	0.05	1.55	10.4	0.21	4.30	0.03	17.4
Aug	137.2	0.00	1.47	13.8	0.22	3.97	0.04	18.9
Sep	138.6	0.00	1.58	13.0	0.18	4.01	0.03	16.6
Oct	144.3	0.00	1.44	13.7	0.20	4.13	0.00	17.2
Nov	140.1	0.00	1.83	15.2	0.25	4.21	0.03	21.6
Dec	141.4	0.00	1.34	14.2	0.22	4.14	0.00	17.8
Average Flow MGD	139.7							
Average ug/L		0.03	1.47	12.8	0.28	4.26	0.03	18.1
lbs/day		0.03	1.71	14.9	0.33	4.97	0.03	21.0
PL Total lbs HM	43.0							
PL Total lbs (-)Ag	43.0							

TABLE 5.3-3								
SOUTH BAY WATER RECLAMATION PLANT INFLUENT HEAVY METALS								
Average Concentration and Loadings for 2021								
ND or <MDL = 0								
Month	Flow MGD	Cd µg/L	Cr µg/L	Cu µg/L	Pb µg/L	Ni µg/L	Ag µg/L	Zn µg/L
Max MDL (ug/L)		0.073	1.01	1.15	0.1	0.17	0.028	2.35
Jan	6.62	0.21	3.23	72.8	1.36	4.28	0.56	175
Feb	6.35	0.20	4.90	71.9	1.78	5.07	0.30	169
Mar	6.32	0.18	4.92	71.9	1.49	4.84	0.19	146
Apr	6.68	0.21	2.71	83.0	1.76	4.15	0.24	159
May	6.57	0.13	16.80	171.0	3.31	12.30	0.18	157
Jun	6.71	0.23	4.73	102.0	1.53	6.65	0.34	183
Jul	6.63	0.17	2.33	77.2	1.82	3.64	0.16	174
Aug	6.83	0.44	6.11	204.0	3.16	8.45	0.59	450
Sep	6.78	0.16	1.53	81.0	0.95	3.56	0.16	139
Oct	6.74	0.25	2.84	85.7	2.59	4.35	0.24	187
Nov	6.73	0.20	2.89	85.0	1.31	4.03	0.21	169
Dec	6.86	0.16	1.73	83.8	1.16	3.74	0.18	142
Average Flow MGD	6.65							
Average ug/L		0.21	4.56	99.11	1.85	5.42	0.28	188
lbs/day		0.01	0.25	5.50	0.10	0.30	0.02	10.40
SB Total lbs HM	16.58							
SB Total lbs (-)Ag	16.57							

TABLE 5.3-4								
SOUTH BAY WATER RECLAMATION PLANT EFFLUENT HEAVY METALS								
Average Concentration and Loadings for 2021								
ND or <MDL = 0								
Month	Flow MGD	Cd µg/L	Cr µg/L	Cu µg/L	Pb µg/L	Ni µg/L	Ag µg/L	Zn µg/L
Max MDL (ug/L)		0.029	0.402	0.461	0.04	0.068	0.011	0.938
Jan	4.24	0.00	0.40	4.44	0.14	1.48	0.00	39.80
Feb	3.74	0.00	0.35	4.35	0.12	1.58	0.00	32.40
Mar	4.56	0.00	0.36	9.60	0.15	1.54	0.00	29.30
Apr	2.58	0.00	0.30	9.05	0.10	1.32	0.00	31.00
May	2.37	0.03	0.31	7.88	0.14	1.64	0.00	36.80
Jun	1.88	0.00	0.33	8.25	0.11	1.60	0.00	33.60
Jul	1.47	0.00	0.45	10.90	0.13	1.70	0.00	27.50
Aug	1.73	0.00	0.40	9.10	0.08	1.95	0.01	31.80
Sep	1.93	0.00	0.00	8.60	0.06	2.12	0.01	30.80
Oct	4.04	0.00	0.68	6.30	0.12	1.94	0.00	35.90
Nov	3.91	0.00	0.56	16.40	0.13	1.69	0.01	30.50
Dec	5.74	0.00	0.44	6.84	0.12	1.91	0.00	34.50
Average Flow MGD	3.18							
Average ug/L		0.00	0.38	8.48	0.12	1.71	0.00	32.83
lbs/day		0.00	0.01	0.22	0.00	0.05	0.00	0.87
SB Total lbs HM	1.15							
SB Total lbs (-)Ag	1.15							

5.4 POINT LOMA INFLUENT AND EFFLUENT ANALYTICAL RESULTS

The following pages summarize analytical results from representative flow-proportioned 24-hour composite sampling of the influent and effluent for those pollutants the United States Environmental Protection Agency (USEPA) has identified under Section 307(a) of the CWA, which are known or suspected to be discharged by nondomestic users, and for non-priority pollutants. The data include results of monthly full priority pollutant scans.

POINT LOMA WASTEWATER TREATMENT PLANT DAILY INFLUENT AND EFFLUENT

Annual 2021

Biochemical Oxygen Demand Concentration (24-hour composite)

	Flow	Daily Influent Value (mg/L)	Daily Influent Value (lbs/Day)	Daily Effluent Value (mg/L)	Daily Effluent Value (lbs/Day)	Percent Removal BOD (%)
JANUARY -2021	141.7	333	393532	129	152449	61.3
FEBRUARY -2021	141.2	347	408630	139	163688	59.9
MARCH -2021	144.7	344	415139	138	166538	59.9
APRIL -2021	133.3	391	434683	155	172317	60.4
MAY -2021	135.1	387	436046	149	167883	61.5
JUNE -2021	139.2	350	406325	141	163691	59.7
JULY -2021	139.7	372	433416	134	156123	64.0
AUGUST -2021	137.2	371	424516	139	159050	62.5
SEPTEMBER -2021	138.6	337	389546	129	149114	61.7
OCTOBER -2021	144.3	318	382701	128	154043	59.7
NOVEMBER -2021	140.1	355	414794	138	161244	61.1
DECEMBER -2021	141.4	320	377368	129	152127	59.7
Average	139.7	352	409725	137	159856	61.0

Annual Mass Emissions are calculated from monthly averages of flow and BOD, whereas monthly Report average mass emissions are calculated from average daily mass emissions.

POINT LOMA WASTEWATER TREATMENT PLANT

ANNUAL 2021

Total Suspended Solids Concentration
(24-hour composite)

	Flow	Daily Influent TSS (mg/L)	Daily Influent VSS (mg/L)	Percent VSS of TSS (%)	Daily Influent Value (lbs/Day)	Daily Effluent TSS (mg/L)	Daily Effluent VSS (mg/L)	Percent VSS of TSS (%)	Daily Effluent Value (lbs/Day)
JANUARY -2021	141.7	332	293	88.3	392350	33.6	26.1	76.5	40180
FEBRUARY -2021	141.2	340	305	89.7	400387	34.3	26.9	79.4	40039
MARCH -2021	144.7	317	287	90.5	382555	30.4	24.0	80.0	36204
APRIL -2021	133.3	346	311	89.9	384656	30.4	24.0	80.0	33352
MAY -2021	135.1	344	314	91.3	387596	29.6	24.2	80.0	33802
JUNE -2021	139.2	340	309	90.9	394716	33.2	27.5	84.8	38311
JULY -2021	139.7	362	324	89.5	421765	30.5	24.9	80.6	36118
AUGUST -2021	137.2	354	319	90.1	405064	36.8	30.5	83.8	42337
SEPTEMBER-2021	138.6	341	304	89.1	394170	33.6	27.5	79.4	39301
OCTOBER -2021	144.3	321	286	89.1	386311	31.0	25.1	80.6	37307
NOVEMBER -2021	140.1	352	316	89.8	411289	34.5	28.0	80.0	40895
DECEMBER -2021	141.4	330	295	89.4	389161	37.6	29.8	78.9	44812
Average	139.7	340	305		395835	33.0	26.5		38555

	Percent Removal TSS (%)	Percent Removal VSS (%)
JANUARY -2021	89.8	91.1
FEBRUARY -2021	90.0	91.1
MARCH -2021	90.5	91.6
APRIL -2021	91.3	92.3
MAY -2021	91.3	92.4
JUNE -2021	90.3	90.9
JULY -2021	91.4	92.3
AUGUST -2021	89.5	90.3
SEPTEMBER-2021	90.0	91.1
OCTOBER -2021	90.3	91.3
NOVEMBER -2021	90.1	91.1
DECEMBER -2021	88.5	89.8
Average	90.3	91.3

Annual Mass Emissions are calculated from monthly averages of flow and TSS, whereas Monthly Report average mass emissions are calculated from average daily mass emissions.

POINT LOMA WASTEWATER TREATMENT PLANT

ANNUAL 2021

Systemwide BOD Removals

MONTH	Pt. Loma Influent Mass Emissions	NCWRP PS64 Mass Emissions	NCWRP Penasquitos Mass Emissions	MBC Return Mass Emissions	NCWRP Return Mass Emissions	Total Return Mass Emissions	Pt. Loma Effluent Mass Emissions	System wide Adjusted BOD Removals	Pt. Loma Daily BOD Removals	Pt. Loma Daily BOD Eff Conc.
01-2021	392,211	27,429	11,952	6,909	6,278	13,186	151,497	63.7	61.3	129
02-2021	408,834	29,862	12,815	7,725	6,310	14,035	163,639	62.7	60.0	139
03-2021	413,504	27,297	13,011	6,851	5,781	12,633	165,119	62.5	60.0	137
04-2021	434,824	29,748	13,950	8,956	5,454	14,409	172,090	63.0	60.5	155
05-2021	435,566	30,799	10,915	8,442	10,610	19,052	168,365	63.2	61.4	149
06-2021	405,891	27,180	9,922	10,965	5,461	16,426	164,024	61.5	59.5	141
07-2021	432,325	28,073	9,512	6,804	10,116	16,920	155,815	65.4	63.8	134
08-2021	421,633	33,015	8,774	9,938	8,223	18,161	158,547	64.3	62.3	139
09-2021	388,864	28,430	8,031	9,096	6,099	15,195	149,515	63.6	61.6	129
10-2021	383,066	27,210	7,770	7,168	6,931	14,099	153,802	61.8	59.7	128
11-2021	414,093	28,718	9,241	8,063	6,702	14,766	160,675	63.1	61.0	138
12-2021	377,583	17,020	8,719	6,400	6,865	13,265	151,249	61.1	59.8	129
avg	409,033	27,898	10,384	8,110	7,069	15,179	159,528	63.0	60.9	137

POINT LOMA WASTEWATER TREATMENT PLANT

ANNUAL 2021

Systemwide TSS Removals

MONTH	Pt. Loma Influent Mass Emissions Lbs/day	NCWRP PS64 Mass Emissions Lbs/day	NCWRP Penasquitos Mass Emissions Lbs/day	MBC Return Mass Emissions Lbs/day	NCWRP Return Mass Emissions Lbs/day	Total Return Mass Emissions Lbs/day	Pt. Loma Effluent Mass Emissions Lbs/day	System wide Adjusted TSS Removals	Pt. Loma Daily TSS Removals	Pt. Loma Daily TSS Eff Conc. mg/L
01-2021	390,034	25,707	14,938	10,223	10,598	20,821	40,093	90.2	89.7	34
02-2021	400,917	26,677	14,403	12,992	10,000	22,991	40,739	90.2	89.8	35
03-2021	382,447	25,530	15,899	9,043	9,214	18,256	36,921	90.9	90.3	31
04-2021	384,852	28,864	16,957	12,239	8,990	21,229	34,012	91.6	91.1	31
05-2021	388,383	30,944	13,724	14,949	16,578	31,527	33,826	91.5	91.3	30
06-2021	394,964	22,871	13,216	23,673	9,085	32,758	38,890	90.2	90.1	33
07-2021	422,010	29,083	13,258	17,352	23,801	41,153	35,868	91.4	91.4	31
08-2021	404,557	33,764	11,783	19,657	13,773	33,430	42,484	89.7	89.4	37
09-2021	394,385	29,255	10,192	21,476	11,046	32,521	39,195	90.1	89.9	34
10-2021	386,134	29,511	10,654	20,308	11,484	31,793	37,551	90.3	90.0	31
11-2021	411,796	31,515	13,790	20,303	13,249	33,552	40,513	90.3	90.0	35
12-2021	389,790	17,900	11,642	16,051	11,484	27,535	44,272	88.4	88.3	38
avg	395,856	27,635	13,371	16,522	12,442	28,964	38,697	90.4	90.1	33

POINT LOMA WASTEWATER TREATMENT PLANT

ANNUAL 2021

Influent to Plant
(PLR)

		pH	Settleable Solids (ml/L)	Biochemical Oxygen Demand (mg/L)	Hexane Extractable Material (mg/L)	Temperature (C)	Floating Particulates (mg/L)	Turbidity (NTU)
JANUARY -2021		7.30	16.4	333	<42.8	24.0	1.20	101
FEBRUARY -2021		7.29	17.3	347	52.5	23.6	1.76	108
MARCH -2021		7.25	15.3	344	47.9	23.7	1.11	104
APRIL -2021		7.25	19.1	391	58.3	24.8	4.94	118
MAY -2021		7.28	20.7	387	61.7	26.0	<1.00	124
JUNE -2021		7.24	22.6	350	67.5	26.8	<1.00	125
JULY -2021		7.23	24.0	372	65.1	27.8	<1.00	120
AUGUST -2021		7.19	20.5	371	64.2	28.2	<1.00	126
SEPTEMBER-2021		7.21	19.6	337	59.2	28.2	<1.00	124
OCTOBER -2021		7.20	19.1	318	55.6	27.5	<1.00	108
NOVEMBER -2021		7.14	21.2	355	67.6	26.5	<1.00	120
DECEMBER -2021		7.17	19.3	320	62.3	24.9	<1.00	114
Average		7.23	19.6	352	58.7	26.0	0.8	116

Effluent to Ocean Outfall
(PLE)

		pH	Settleable Solids (ml/L)	Biochemical Oxygen Demand (mg/L)	Hexane Extractable Material (mg/L)	Temperature (C)	Floating Particulates (mg/L)	Turbidity (NTU)
JANUARY -2021		7.26	0.2	129	14.3	24.0	ND	38
FEBRUARY -2021		7.24	0.1	139	12.7	23.7	ND	35
MARCH -2021		7.25	0.1	138	13.9	23.8	ND	36
APRIL -2021		7.23	0.2	155	14.1	25.1	ND	46
MAY -2021		7.27	0.1	149	13.8	26.0	ND	48
JUNE -2021		7.23	0.2	141	14.7	26.8	ND	53
JULY -2021		7.20	0.1	134	13.4	28.0	ND	50
AUGUST -2021		7.16	0.6	139	17.7	28.5	ND	67
SEPTEMBER-2021		7.17	0.2	129	14.5	28.4	ND	56
OCTOBER -2021		7.15	0.2	128	12.7	27.1	ND	44
NOVEMBER -2021		7.12	0.2	138	15.8	26.5	ND	56
DECEMBER -2021		7.14	0.2	129	16.4	24.6	ND	46
Average		7.20	0.2	137	14.5	26.0	ND	48

ND=not detected; NS=not sampled; NA=not analyzed.

pH by Method SM4500H_B
 Settleable Solids by SM2540F
 BOD by SM5210B/4500CG
 Oil and Grease(HEM) by EPA Method 1664B
 Temperature by SM2550-B
 Floatables Method SM2530B
 Turbidity by SM2130B

POINT LOMA WASTEWATER TREATMENT PLANT

ANNUAL 2021

Trace Metals
EPA Method 200.8

Analyte:	Antimony	Antimony	Arsenic	Arsenic	Beryllium	Beryllium	Cadmium	Cadmium
Max MDL	0.26	0.26	0.118	0.118	0.318	0.318	0.073	0.073
Units	UG/L	UG/L	UG/L	UG/L	UG/L	UG/L	UG/L	UG/L
Source:	PLR	PLE	PLR	PLE	PLR	PLE	PLR	PLE
=====								
JANUARY -2021	1.46	0.88	2.19	1.23	ND	ND	0.27	<0.03
FEBRUARY -2021	1.42	0.83	2.52	1.39	ND	ND	0.30	0.05
MARCH -2021	1.18	0.82	1.93	1.29	ND	ND	0.27	0.04
APRIL -2021	1.63	0.91	2.37	1.58	ND	ND	0.30	0.06
MAY -2021	1.32	0.92	1.92	DNQ1.43	ND	ND	0.32	DNQ0.05
JUNE -2021	1.28	0.85	DNQ1.89	DNQ1.48	ND	ND	DNQ0.26	DNQ0.05
JULY -2021	1.28	1.04	DNQ1.92	DNQ1.51	ND	ND	0.28	DNQ0.05
AUGUST -2021	1.35	1.09	DNQ1.72	DNQ1.42	ND	ND	DNQ0.23	<0.073
SEPTEMBER-2021	1.38	1.09	DNQ1.89	DNQ1.39	ND	ND	DNQ0.24	<0.073
OCTOBER -2021	1.27	1.04	DNQ1.87	DNQ1.55	ND	ND	DNQ0.20	ND
NOVEMBER -2021	1.48	1.17	DNQ1.83	DNQ1.53	ND	ND	DNQ0.22	ND
DECEMBER -2021	1.25	0.90	DNQ2.14	DNQ1.36	ND	ND	DNQ0.23	ND
=====								
AVERAGE	1.36	0.96	DNQ2.02	DNQ1.43	ND	ND	DNQ0.26	DNQ0.03

Analyte:	Chromium	Chromium	Copper	Copper	Iron	Iron	Lead	Lead
Max MDL	1.01	1.01	1.15	0.461	10.8	10.8	0.1	0.1
Units	UG/L	UG/L	UG/L	UG/L	UG/L	UG/L	UG/L	UG/L
Source:	PLR	PLE	PLR	PLE	PLR	PLE	PLR	PLE
=====								
JANUARY -2021	7.53	1.33	104	9.7	11200	3170	2.11	0.19
FEBRUARY -2021	6.59	1.37	91.5	13.0	9140	3290	1.81	0.22
MARCH -2021	6.38	1.31	98.0	13.9	9540	3250	1.93	0.32
APRIL -2021	6.87	1.50	98.0	13.1	10200	3220	2.13	0.57
MAY -2021	6.41	1.39	109	12.5	9120	2770	1.94	DNQ0.56
JUNE -2021	6.33	1.54	97.9	11.2	8820	2570	1.56	DNQ0.21
JULY -2021	6.37	1.55	95.4	10.4	9340	2710	1.54	DNQ0.21
AUGUST -2021	4.93	1.47	90.1	13.8	8230	2800	1.49	DNQ0.22
SEPTEMBER-2021	7.08	1.58	103	13.0	9620	2790	1.88	DNQ0.18
OCTOBER -2021	5.15	1.44	80.3	13.7	8250	3000	1.49	DNQ0.20
NOVEMBER -2021	5.33	1.83	82.8	15.2	8480	3350	1.44	DNQ0.25
DECEMBER -2021	5.69	1.34	87.6	14.2	9250	3300	1.63	DNQ0.22
=====								
AVERAGE	6.22	1.47	94.8	12.8	9266	3018	1.75	DNQ0.28

Analyte:	Nickel	Nickel	Selenium	Selenium	Silver	Silver	Thallium	Thallium
Max MDL	0.17	0.17	1.18	1.18	0.068	0.028	0.068	0.068
Units	UG/L	UG/L	UG/L	UG/L	UG/L	UG/L	UG/L	UG/L
Source:	PLR	PLE	PLR	PLE	PLR	PLE	PLR	PLE
=====								
JANUARY -2021	7.10	3.61	2.50	1.64	0.46	0.04	ND	ND
FEBRUARY -2021	6.49	3.97	2.39	1.75	0.62	0.05	ND	ND
MARCH -2021	6.79	3.98	1.96	1.44	0.44	0.04	ND	ND
APRIL -2021	7.66	4.39	2.07	1.56	0.38	0.04	ND	ND
MAY -2021	9.63	6.06	2.15	DNQ1.55	0.42	DNQ0.03	ND	ND
JUNE -2021	7.33	4.37	DNQ2.12	DNQ1.46	0.39	DNQ0.03	ND	ND
JULY -2021	7.24	4.30	DNQ1.75	DNQ1.38	0.32	DNQ0.03	ND	ND
AUGUST -2021	6.02	3.97	DNQ1.70	DNQ1.36	0.30	DNQ0.04	ND	ND
SEPTEMBER-2021	6.73	4.01	DNQ2.24	DNQ1.44	DNQ0.36	DNQ0.03	ND	ND
OCTOBER -2021	6.00	4.13	DNQ1.71	DNQ1.51	DNQ0.28	<0.03	ND	ND
NOVEMBER -2021	6.09	4.21	DNQ1.65	DNQ1.43	0.79	DNQ0.03	ND	ND
DECEMBER -2021	6.19	4.14	DNQ2.00	DNQ1.35	0.32	<0.03	ND	ND
=====								
AVERAGE	6.94	4.26	DNQ2.02	DNQ1.49	DNQ0.42	DNQ0.03	ND	ND

ND= not detected, NA= not analyzed, NS= not sampled

Note: DNQ qualifier was implemented in May 2021.

DNQ= Detected but not quantified. One or more monthly values were qualified as DNQ.

POINT LOMA WASTEWATER TREATMENT PLANT

ANNUAL 2021

Trace Metals
EPA Method 200.8

Analyte:	Zinc	Zinc	Mercury	Mercury
Max MDL	2.35	1.18	0.001	0.001
Units	UG/L	UG/L	UG/L	UG/L
Source:	PLR	PLE	PLR	PLE
=====	=====	=====	=====	=====
JANUARY -2021	173	16.4	0.0728	0.0065
FEBRUARY -2021	151	18.9	0.0605	0.0083
MARCH -2021	155	19.1	0.0588	0.0060
APRIL -2021	160	17.8	0.0945	0.0266
MAY -2021	163	17.7	0.0743	0.0163
JUNE -2021	141	17.2	0.0740	0.0080
JULY -2021	138	17.4	0.0600	0.0085
AUGUST -2021	131	18.9	0.0588	0.0130
SEPTEMBER-2021	152	16.6	0.0800	0.0113
OCTOBER -2021	124	17.2	0.0813	0.0108
NOVEMBER -2021	129	21.6	0.0730	0.0113
DECEMBER -2021	132	17.8	0.0742	0.0082
=====	=====	=====	=====	=====
AVERAGE	146	18.1	0.0719	0.0112

Mercury by EPA method 1631E

ND= not detected, NA= not analyzed, NS= not sampled

POINT LOMA WASTEWATER TREATMENT PLANT

ANNUAL 2021

Ammonia-Nitrogen, Total Cyanides and Total Residual Chlorine

Analyte MDL/ Units Source Limit	Ammonia-N 0.3 mg/L PLR	Ammonia-N 0.3 mg/L PLE 490	Cyanide, Total 0.004 mg/L PLR	Cyanide, Total 0.004 mg/L PLE 0.82
=====	=====	=====	=====	=====
JANUARY -2021	39.6	38.6	ND	ND
FEBRUARY -2021	39.5	38.9	ND	<0.004
MARCH -2021	39.2	38.3	ND	ND
APRIL -2021	42.6	42.2	ND	ND
MAY -2021	42.3	41.9	ND	ND
JUNE -2021	42.1	42.1	ND	<0.002
JULY -2021	39.5	40.2	ND	ND
AUGUST -2021	41.3	40.5	ND	ND
SEPTEMBER-2021	40.2	40.9	ND	<0.002
OCTOBER -2021	38.5	38.3	ND	ND
NOVEMBER -2021	41.2	41.2	ND	ND
DECEMBER -2021	39.1	38.9	ND	ND
=====	=====	=====	=====	=====
Average:	40.4	40.2	ND	0.0000

Analyte MDL Source Limit	Chlorine Residual, Total 0.065 mg/L PLE 1.6
=====	=====
JANUARY -2021	<0.065
FEBRUARY -2021	ND
MARCH -2021	ND
APRIL -2021	ND
MAY -2021	ND
JUNE -2021	ND
JULY -2021	ND
AUGUST -2021	ND
SEPTEMBER-2021	ND
OCTOBER -2021	ND
NOVEMBER -2021	ND
DECEMBER -2021	ND
=====	=====
Average:	0.000

Ammonia Nitrogen (EPA Method 335.4/SM4500_G)
 Cyanide Total (Method SM4500-NH3B.c)
 Residual Chlorine (Method SM4500-CL.G)

ND= not detected
 NA= not analyzed
 NS= not sampled

POINT LOMA WASTEWATER TREATMENT PLANT

ANNUAL 2021

Radioactivity
EPA Method 900.0

Source	Month	Gross Alpha Radiation	Gross Beta Radiation
PLR	JANUARY -2021	13.5±2.6	14.0±1.9
PLR	FEBRUARY -2021	12.8±2.6	9.2±1.7
PLR	MARCH -2021	11.8±2.5	9.1±1.7
PLR	APRIL -2021	10.1±2.4	6.1±1.6
PLR	MAY -2021	10.0±2.0	9.3±1.5
PLR	JUNE -2021	10.1±2.0	8.4±1.7
PLR	JULY -2021	8.2±1.8	5.8±1.0
PLR	AUGUST -2021	8.3±1.7	8.1±1.4
PLR	SEPTEMBER-2021	10.7±1.9	6.3±1.3
PLR	OCTOBER -2021	10.5±2.0	7.1±1.4
PLR	NOVEMBER -2021	5.6±1.2	4.7±1.0
PLR	DECEMBER -2021	8.2±1.8	5.4±1.3
AVERAGE		10.0±2.0	7.8±1.4

Source	Month	Gross Alpha Radiation	Gross Beta Radiation
PLE	JANUARY -2021	12.5±2.4	8.3±1.8
PLE	FEBRUARY -2021	12.3±2.2	10.3±1.5
PLE	MARCH -2021	9.3±1.9	8.8±1.5
PLE	APRIL -2021	12.3±2.2	9.2±1.5
PLE	MAY -2021	9.3±1.7	8.6±1.5
PLE	JUNE -2021	8.7±1.9	7.3±1.6
PLE	JULY -2021	6.3±1.8	4.1±1.0
PLE	AUGUST -2021	8.5±1.8	6.0±1.4
PLE	SEPTEMBER-2021	9.1±2.0	9.3±1.7
PLE	OCTOBER -2021	9.5±1.7	6.3±1.3
PLE	NOVEMBER -2021	6.1±1.2	6.3±1.1
PLE	DECEMBER -2021	5.7±1.6	6.0±1.3
AVERAGE		9.1±1.8	7.5±1.4

ND= not detected, NA= not analyzed, NS= not sampled

Units in picocuries/liter (pCi/L)

Analyzed by: FGL Environmental Agricultural Analytical

POINT LOMA WASTEWATER TREATMENT PLANT

ANNUAL 2021

Chlorinated Pesticide Analysis
EPA Method 608.3

Source Month	Max		PLR JAN	PLR FEB	PLR MAR	PLR APR	PLR MAY	PLR JUN	PLR JUL	PLR AUG	PLR SEP	PLR OCT	PLR NOV	PLR DEC	PLR Average
Analyte	MDL	Units	Avg	Avg	Avg	Avg	Avg	Avg	Avg	Avg	Avg	Avg	Avg	Avg	Average
Aldrin	7.96	NG/L	ND	ND	ND	ND	ND	ND	ND	ND	ND	ND	ND	ND	ND
Dieldrin	4.84	NG/L	ND	ND	ND	ND	ND	ND	ND	ND	ND	ND	ND	ND	ND
BHC, Alpha isomer	7.12	NG/L	ND	ND	ND	ND	ND	ND	ND	ND	ND	ND	ND	ND	ND
BHC, Beta isomer	4.48	NG/L	ND	ND	ND	ND	ND	ND	ND	ND	ND	ND	ND	ND	ND
BHC, Gamma isomer	7.64	NG/L	ND	ND	ND	ND	ND	ND	ND	ND	ND	ND	ND	ND	ND
BHC, Delta isomer	7.4	NG/L	ND	ND	ND	ND	ND	ND	ND	ND	ND	ND	ND	ND	ND
p,p-DDD	5.76	NG/L	ND	ND	ND	ND	ND	ND	ND	ND	ND	ND	ND	ND	ND
p,p-DDE	4.64	NG/L	ND	ND	ND	ND	ND	ND	ND	ND	ND	ND	ND	ND	ND
p,p-DDT	9.96	NG/L	ND	ND	ND	ND	ND	ND	ND	ND	ND	ND	ND	ND	ND
o,p-DDD	6.8	NG/L	ND	ND	ND	ND	<6	ND	ND	ND	ND	16	ND	ND	1.3
o,p-DDE	6.08	NG/L	ND	ND	ND	ND	ND	ND	ND	ND	ND	ND	ND	ND	ND
o,p-DDT	7.04	NG/L	ND	ND	ND	ND	ND	ND	ND	ND	ND	ND	ND	ND	ND
Heptachlor	10.9	NG/L	ND	ND	ND	ND	ND	ND	ND	ND	ND	ND	ND	ND	ND
Heptachlor epoxide	9.24	NG/L	ND	ND	ND	ND	ND	ND	ND	ND	ND	ND	ND	ND	ND
Alpha (cis) Chlordane	7.6	NG/L	ND	ND	ND	ND	ND	ND	ND	ND	ND	ND	ND	ND	ND
Gamma (trans) Chlordane	4.6	NG/L	ND	ND	ND	ND	ND	ND	ND	ND	ND	ND	ND	ND	ND
Alpha Chlordene		NG/L	NA	NA	NA	NA	NA	NA	NA	NA	NA	NA	NA	NA	NA
Gamma Chlordene		NG/L	NA	NA	NA	NA	NA	NA	NA	NA	NA	NA	NA	NA	NA
Oxychlordane	18	NG/L	ND	ND	ND	ND	ND	ND	ND	ND	ND	ND	ND	ND	ND
Trans Nonachlor	8.56	NG/L	ND	ND	ND	ND	ND	ND	ND	ND	ND	ND	ND	ND	ND
Cis Nonachlor	11	NG/L	ND	ND	ND	ND	ND	ND	ND	ND	ND	ND	ND	ND	ND
Alpha Endosulfan	7.12	NG/L	ND	ND	ND	ND	ND	ND	ND	ND	ND	ND	ND	ND	ND
Beta Endosulfan	15	NG/L	ND	ND	ND	ND	ND	ND	ND	ND	ND	ND	ND	ND	ND
Endosulfan Sulfate	10.2	NG/L	ND	ND	ND	ND	ND	ND	ND	ND	ND	ND	ND	ND	ND
Endrin	10.2	NG/L	ND	ND	ND	ND	ND	ND	ND	ND	ND	ND	ND	ND	ND
Endrin aldehyde	9.64	NG/L	ND	ND	ND	ND	ND	ND	ND	ND	ND	ND	ND	ND	ND
Mirex	14.7	NG/L	ND	ND	ND	ND	ND	ND	ND	ND	ND	ND	ND	ND	ND
Methoxychlor	8.24	NG/L	ND	ND	ND	ND	ND	ND	ND	ND	ND	ND	ND	ND	ND
Toxaphene	548	NG/L	ND	ND	ND	ND	ND	ND	ND	ND	ND	ND	ND	ND	ND
PCB 1016	712	NG/L	ND	ND	ND	ND	ND	ND	ND	ND	ND	ND	ND	ND	ND
PCB 1221	712	NG/L	ND	ND	ND	ND	ND	ND	ND	ND	ND	ND	ND	ND	ND
PCB 1232	712	NG/L	ND	ND	ND	ND	ND	ND	ND	ND	ND	ND	ND	ND	ND
PCB 1242	712	NG/L	ND	ND	ND	ND	ND	ND	ND	ND	ND	ND	ND	ND	ND
PCB 1248	712	NG/L	ND	ND	ND	ND	ND	ND	ND	ND	ND	ND	ND	ND	ND
PCB 1254	712	NG/L	ND	ND	ND	ND	ND	ND	ND	ND	ND	ND	ND	ND	ND
PCB 1260	712	NG/L	ND	ND	ND	ND	ND	ND	ND	ND	ND	ND	ND	ND	ND
PCB 1262	712	NG/L	ND	ND	ND	ND	ND	ND	ND	ND	ND	ND	ND	ND	ND
Aldrin + Dieldrin	7.96	NG/L	0	0	0	0	0	0	0	0	0	0	0	0	0
Hexachlorocyclohexanes	7.64	NG/L	0	0	0	0	0	0	0	0	0	0	0	0	0
DDT and derivatives	9.96	NG/L	0	0	0	0	0	0	0	0	16	0	0	0	1.3
Chlordane + related cmpds.	18	NG/L	0	0	0	0	0	0	0	0	0	0	0	0	0
Polychlorinated biphenyls	712	NG/L	0	0	0	0	0	0	0	0	0	0	0	0	0
Endosulfans	15	NG/L	0	0	0	0	0	0	0	0	0	0	0	0	0
Heptachlors	10.9	NG/L	0	0	0	0	0	0	0	0	0	0	0	0	0
Chlorinated Hydrocarbons	712	NG/L	0	0	0	0	0	0	0	0	0	16	0	0	1.3

ND=not detected; NS=not sampled; NA=not analyzed

Standards for alpha and gamma chlordene are no longer available in the U.S. for the analysis of these compounds.

POINT LOMA WASTEWATER TREATMENT PLANT

ANNUAL 2021

Chlorinated Pesticide Analysis
EPA Method 608.3

Source Date	Max MDL	Units	PLE JAN Avg	PLE FEB Avg	PLE MAR Avg	PLE APR Avg	PLE MAY Avg	PLE JUN Avg	PLE JUL Avg	PLE AUG Avg	PLE SEP Avg	PLE OCT Avg	PLE NOV Avg	PLE DEC Avg	PLE Average
Aldrin	7.96	NG/L	ND	ND	ND	ND	ND	ND	ND	ND	ND	ND	ND	ND	ND
Dieldrin	4.84	NG/L	ND	ND	ND	ND	ND	ND	ND	ND	ND	ND	ND	ND	ND
BHC, Alpha isomer	7.12	NG/L	ND	ND	ND	ND	ND	ND	ND	ND	ND	ND	ND	ND	ND
BHC, Beta isomer	4.48	NG/L	ND	ND	ND	ND	ND	ND	ND	ND	ND	ND	ND	ND	ND
BHC, Gamma isomer	7.64	NG/L	ND	ND	ND	ND	ND	ND	ND	ND	ND	ND	ND	ND	ND
BHC, Delta isomer	7.4	NG/L	ND	ND	ND	ND	ND	ND	ND	ND	ND	ND	ND	ND	ND
p,p-DDD	5.76	NG/L	ND	ND	ND	ND	ND	ND	ND	ND	ND	ND	ND	ND	ND
p,p-DDE	4.64	NG/L	ND	ND	ND	ND	ND	ND	ND	ND	ND	ND	ND	ND	ND
p,p-DDT	9.96	NG/L	ND	ND	ND	ND	ND	ND	ND	ND	ND	ND	ND	ND	ND
o,p-DDD	6.8	NG/L	ND	ND	ND	ND	ND	ND	ND	ND	ND	ND	ND	ND	ND
o,p-DDE	6.08	NG/L	ND	ND	ND	ND	ND	ND	ND	ND	ND	ND	ND	ND	ND
o,p-DDT	7.04	NG/L	ND	ND	ND	ND	ND	ND	ND	ND	ND	ND	ND	ND	ND
Heptachlor	10.9	NG/L	ND	ND	ND	ND	ND	ND	ND	ND	ND	ND	ND	ND	ND
Heptachlor epoxide	9.24	NG/L	ND	ND	ND	ND	ND	ND	ND	ND	ND	ND	ND	ND	ND
Alpha (cis) Chlordane	7.6	NG/L	ND	ND	ND	ND	ND	ND	ND	ND	ND	ND	ND	ND	ND
Gamma (trans) Chlordane	4.6	NG/L	ND	ND	ND	ND	ND	ND	ND	ND	ND	ND	ND	ND	ND
Alpha Chlordene		NG/L	NA	NA	NA	NA	NA	NA	NA	NA	NA	NA	NA	NA	NA
Gamma Chlordene		NG/L	NA	NA	NA	NA	NA	NA	NA	NA	NA	NA	NA	NA	NA
Oxychlordane	18	NG/L	ND	ND	ND	ND	ND	ND	ND	ND	ND	ND	ND	ND	ND
Trans Nonachlor	8.56	NG/L	ND	ND	ND	ND	ND	ND	ND	ND	ND	ND	ND	ND	ND
Cis Nonachlor	11	NG/L	ND	ND	ND	ND	ND	ND	ND	ND	ND	ND	ND	ND	ND
Alpha Endosulfan	7.12	NG/L	ND	ND	ND	ND	ND	ND	ND	ND	ND	ND	ND	ND	ND
Beta Endosulfan	15	NG/L	ND	ND	ND	ND	ND	ND	ND	ND	ND	ND	ND	ND	ND
Endosulfan Sulfate	10.2	NG/L	ND	ND	ND	ND	ND	ND	ND	ND	ND	ND	ND	ND	ND
Endrin	10.2	NG/L	ND	ND	ND	ND	ND	ND	ND	ND	ND	ND	ND	ND	ND
Endrin aldehyde	9.64	NG/L	ND	ND	ND	ND	ND	ND	ND	ND	ND	ND	ND	ND	ND
Mirex	14.7	NG/L	ND	ND	ND	ND	ND	ND	ND	ND	ND	ND	ND	ND	ND
Methoxychlor	8.24	NG/L	ND	ND	ND	ND	ND	ND	ND	ND	ND	ND	ND	ND	ND
Toxaphene	548	NG/L	ND	ND	ND	ND	ND	ND	ND	ND	ND	ND	ND	ND	ND
PCB 1016	712	NG/L	ND	ND	ND	ND	ND	ND	ND	ND	ND	ND	ND	ND	ND
PCB 1221	712	NG/L	ND	ND	ND	ND	ND	ND	ND	ND	ND	ND	ND	ND	ND
PCB 1232	712	NG/L	ND	ND	ND	ND	ND	ND	ND	ND	ND	ND	ND	ND	ND
PCB 1242	712	NG/L	ND	ND	ND	ND	ND	ND	ND	ND	ND	ND	ND	ND	ND
PCB 1248	712	NG/L	ND	ND	ND	ND	ND	ND	ND	ND	ND	ND	ND	ND	ND
PCB 1254	712	NG/L	ND	ND	ND	ND	ND	ND	ND	ND	ND	ND	ND	ND	ND
PCB 1260	712	NG/L	ND	ND	ND	ND	ND	ND	ND	ND	ND	ND	ND	ND	ND
PCB 1262	712	NG/L	ND	ND	ND	ND	ND	ND	ND	ND	ND	ND	ND	ND	ND
Aldrin + Dieldrin	7.96	NG/L	0	0	0	0	0	0	0	0	0	0	0	0	0
Hexachlorocyclohexanes	7.64	NG/L	0	0	0	0	0	0	0	0	0	0	0	0	0
DDT and derivatives	9.96	NG/L	0	0	0	0	0	0	0	0	0	0	0	0	0
Chlordane + related cmpds.	18	NG/L	0	0	0	0	0	0	0	0	0	0	0	0	0
Polychlorinated biphenyls	712	NG/L	0	0	0	0	0	0	0	0	0	0	0	0	0
Endosulfans	15	NG/L	0	0	0	0	0	0	0	0	0	0	0	0	0
Heptachlors	10.9	NG/L	0	0	0	0	0	0	0	0	0	0	0	0	0
Chlorinated Hydrocarbons	712	NG/L	0	0	0	0	0	0	0	0	0	0	0	0	0

ND=not detected; NS=not sampled; NA=not analyzed

Standards for alpha and gamma chlordene are no longer available in the U.S. for the analysis of these compounds.

POINT LOMA WASTEWATER TREATMENT PLANT

ANNUAL 2021

Organophosphorus Pesticides
EPA Method 614

Source Date	Max MDL	Units	PLR 13-JAN-2021 P1212016	PLR 02-FEB-2021 P1218883	PLR 01-MAR-2021 P1222439	PLR 05-APR-2021 P1228662	PLR 04-MAY-2021 P1236344	PLR 02-JUN-2021 P1239655
Demeton O	0.719	UG/L	ND	ND	ND	ND	ND	ND
Demeton S	2.27	UG/L	ND	ND	ND	ND	ND	ND
Diazinon	0.528	UG/L	ND	ND	ND	ND	ND	ND
Guthion	1.45	UG/L	ND	ND	ND	ND	ND	ND
Malathion	0.41	UG/L	ND	0.76	ND	ND	ND	ND
Parathion	0.223	UG/L	ND	ND	ND	ND	ND	ND
Chlorpyrifos	0.309	UG/L	ND	ND	ND	ND	ND	ND
Coumaphos	0.614	UG/L	ND	ND	ND	ND	ND	ND
Dichlorvos	0.324	UG/L	ND	ND	ND	ND	ND	ND
Disulfoton	0.215	UG/L	ND	ND	ND	ND	ND	ND
Stirophos	0.439	UG/L	ND	ND	ND	ND	ND	ND
Thiophosphorus Pesticides	1.45	UG/L	0.00	0.76	0.00	0.00	0.00	0.00
Demeton -O, -S	2.27	UG/L	0.00	0.00	0.00	0.00	0.00	0.00
Total Organophosphorus Pesticides	2.27	UG/L	0.00	0.76	0.00	0.00	0.00	0.00

Source Date	Max MDL	Units	PLR 07-JUL-2021 P1247676	PLR 03-AUG-2021 P1253011	PLR 08-SEP-2021 P1258758	PLR 05-OCT-2021 P1264258	PLR 01-NOV-2021 P1267245#	PLR 01-DEC-2021 P1272969
Demeton O	0.719	UG/L	ND	ND	ND	ND	ND	ND
Demeton S	2.27	UG/L	ND	ND	ND*	ND	ND	ND
Diazinon	0.528	UG/L	ND	ND	ND	ND	ND	ND
Guthion	1.45	UG/L	ND	ND	ND	ND	ND	ND
Malathion	0.41	UG/L	ND	ND	ND	ND	ND	ND
Parathion	0.223	UG/L	ND	ND	ND	ND	ND	ND
Chlorpyrifos	0.309	UG/L	ND	ND	ND	ND	ND	ND
Coumaphos	0.614	UG/L	ND	ND	ND	ND	ND	ND
Dichlorvos	0.324	UG/L	ND	ND	ND	ND	ND	ND
Disulfoton	0.215	UG/L	ND	ND	ND	ND	ND	ND
Stirophos	0.439	UG/L	ND	ND	ND	ND	ND	ND
Thiophosphorus Pesticides	1.45	UG/L	0.00	0.00	0.00	0.00	0.00	0.00
Demeton -O, -S	2.27	UG/L	0.00	0.00	0.00	0.00	0.00	0.00
Total Organophosphorus Pesticides	2.27	UG/L	0.00	0.00	0.00	0.00	0.00	0.00

NA= Not Analyzed, ND= Not Detected, NS= Not Sampled

* = Incorrect source standard used for calibration verification; sample result not included in average calculations.

= Sample analyzed outside 40 day after extraction holding time; sample result not included in average calculations.

POINT LOMA WASTEWATER TREATMENT PLANT

ANNUAL 2021

Organophosphorus Pesticides
EPA Method 614

Source			PLE	PLE	PLE	PLE	PLE
Date	Max		13-JAN-2021	02-FEB-2021	01-MAR-2021	05-APR-2021	04-MAY-2021
Analyte	MDL	Units	P1212013	P1218877	P1222436	P1228659	P1236338
Demeton O	0.719	UG/L	ND	ND	ND	ND	ND
Demeton S	2.27	UG/L	ND	ND	ND	ND	ND
Diazinon	0.528	UG/L	ND	ND	ND	ND	ND
Guthion	1.45	UG/L	ND	ND	ND	ND	ND
Malathion	0.41	UG/L	ND	0.40	ND	ND	ND
Parathion	0.223	UG/L	ND	ND	ND	ND	ND
Chlorpyrifos	0.309	UG/L	ND	ND	ND	ND	ND
Coumaphos	0.614	UG/L	ND	ND	ND	ND	ND
Dichlorvos	0.324	UG/L	ND	ND	ND	ND	ND
Disulfoton	0.215	UG/L	ND	ND	ND	ND	ND
Stirophos	0.439	UG/L	ND	ND	ND	ND	ND
Thiophosphorus Pesticides	1.45	UG/L	0.00	0.40	0.00	0.00	0.00
Demeton -O, -S	2.27	UG/L	0.00	0.00	0.00	0.00	0.00
Total Organophosphorus Pesticides	2.27	UG/L	0.00	0.40	0.00	0.00	0.00

Source			PLE	PLE	PLE	PLE	PLE
Date	Max		02-JUN-2021	07-JUL-2021	03-AUG-2021	08-SEP-2021	05-OCT-2021
Analyte	MDL	Units	P1239652	P1247673	P1253005	P1258755	P1264252
Demeton O	0.719	UG/L	ND	ND	ND	ND	ND
Demeton S	2.27	UG/L	ND	ND	ND	ND*	ND
Diazinon	0.528	UG/L	ND	ND	ND	ND	ND
Guthion	1.45	UG/L	ND	ND	ND	ND	ND
Malathion	0.41	UG/L	ND	ND	ND	ND	ND
Parathion	0.223	UG/L	ND	ND	ND	ND	ND
Chlorpyrifos	0.309	UG/L	ND	ND	ND	ND	ND
Coumaphos	0.614	UG/L	ND	ND	ND	ND	ND
Dichlorvos	0.324	UG/L	ND	ND	ND	ND	ND
Disulfoton	0.215	UG/L	ND	ND	ND	ND	ND
Stirophos	0.439	UG/L	ND	ND	ND	ND	ND
Thiophosphorus Pesticides	1.45	UG/L	0.00	0.00	0.00	0.00	0.00
Demeton -O, -S	2.27	UG/L	0.00	0.00	0.00	0.00	0.00
Total Organophosphorus Pesticides	2.27	UG/L	0.00	0.00	0.00	0.00	0.00

Source			PLE	PLE
Date	Max		01-NOV-2021	01-DEC-2021
Analyte	MDL	Units	P1267242#	P1272966
Demeton O	0.719	UG/L	ND	ND
Demeton S	2.27	UG/L	ND	ND
Diazinon	0.528	UG/L	ND	ND
Guthion	1.45	UG/L	ND	ND
Malathion	0.41	UG/L	ND	ND
Parathion	0.223	UG/L	ND	ND
Chlorpyrifos	0.309	UG/L	ND	ND
Coumaphos	0.614	UG/L	ND	ND
Dichlorvos	0.324	UG/L	ND	ND
Disulfoton	0.215	UG/L	ND	ND
Stirophos	0.439	UG/L	ND	ND
Thiophosphorus Pesticides	1.45	UG/L	0.00	0.00
Demeton -O, -S	2.27	UG/L	0.00	0.00
Total Organophosphorus Pesticides	2.27	UG/L	0.00	0.00

NA= Not Analyzed, ND= Not Detected, NS= Not Sampled

* = Incorrect source standard used for calibration verification; sample result not included in average calculations.
= Sample analyzed outside 40 day after extraction holding time; sample result not included in average calculations.

POINT LOMA WASTEWATER TREATMENT PLANT

ANNUAL 2021

Tributyl Tin analysis
(in-house method)

Source Month	Max MDL	Units	PLR JAN	PLR FEB	PLR MAR	PLR APR	PLR MAY	PLR JUN	PLR JUL	PLR AUG	PLR SEP
Dibutyltin	0.0242	UG/L	ND	ND	DNQ0.022	DNQ0.068*	ND	ND	ND	ND	ND
Monobutyltin	0.0138	UG/L	ND	ND	ND	ND*	ND^	ND	ND	ND	ND
Tributyltin	0.0185	UG/L	ND	ND	ND	ND	ND	ND	ND	ND	ND

Source Month	Max MDL	Units	PLR OCT	PLR NOV	PLR DEC	Average
Dibutyltin	0.0242	UG/L	ND	ND	ND	DNQ0.002
Monobutyltin	0.0138	UG/L	ND	ND	ND	ND
Tributyltin	0.0185	UG/L	ND	ND	ND	ND

Source Month	Max MDL	Units	PLE JAN	PLE FEB	PLE MAR	PLE APR	PLE MAY	PLE JUN	PLE JUL	PLE AUG	PLE SEP
Dibutyltin	0.0242	UG/L	ND	ND	ND	ND*	ND	ND	ND	ND	ND
Monobutyltin	0.0138	UG/L	ND	ND	ND	ND*	ND^	ND	ND	ND	ND
Tributyltin	0.0185	UG/L	ND	ND	ND	ND	ND	ND	ND	ND	ND

Source Month	Max MDL	Units	PLR OCT	PLR NOV	PLR DEC	Average
Dibutyltin	0.0242	UG/L	ND	ND	ND	ND
Monobutyltin	0.0138	UG/L	ND	ND	ND	ND
Tributyltin	0.0185	UG/L	ND	ND	ND	ND

ND=not detected, NS=not sampled, NA=not analyzed

DNQ= Detected but not quantified. Sample result is less than minimum Level but greater than or equal to MDL.

* = 2nd source ICV was outside acceptance criteria (low recovery) for Dibutyltin and Monobutyltin.

^ = ICV standard was outside acceptance criteria (low recovery) for Monobutyltin, a non-permit required parameter.

POINT LOMA WASTEWATER TREATMENT PLANT

ANNUAL 2021

Phenolic Compounds
EPA Method 625.1

Source Month Analyte	Max MDL	Units	PLR JAN Avg	PLR FEB Avg	PLR MAR Avg	PLR APR Avg	PLR MAY Avg	PLR JUN Avg	PLR JUL Avg	PLR AUG Avg	PLR SEP Avg	PLR OCT Avg	PLR NOV Avg	PLR DEC Avg	Average
2-Chlorophenol	0.121	UG/L	ND	ND	ND	ND	ND	ND	ND	ND	ND	ND	ND	ND	ND
4-Chloro-3-methylphenol	0.129	UG/L	ND	ND	ND	ND	ND	ND	ND	ND	ND	ND	ND	ND	ND
2,4-Dichlorophenol	0.116	UG/L	ND	ND	ND	ND	ND	ND	ND	ND	ND	ND	ND	ND	ND
2,4-Dimethylphenol	0.247	UG/L	ND	ND	ND	ND	ND	ND	ND	ND	ND	ND	ND	ND	ND
2,4-Dinitrophenol	0.522	UG/L	ND	ND	ND	ND	ND	ND	ND	ND	ND	ND	ND	ND	ND
4,6-dinitro-2-methylphenol	0.163	UG/L	ND	ND	ND	ND	ND	ND	ND	ND	ND	ND	ND	ND	ND
2-Nitrophenol	0.173	UG/L	ND	ND	ND	ND	ND	ND	ND	ND	ND	ND	ND	ND	ND
4-Nitrophenol	0.17	UG/L	ND	ND	ND	ND	ND	ND	ND	ND	ND	ND	ND	ND	ND
Pentachlorophenol	0.371	UG/L	ND	ND	ND	ND	ND	ND	ND	ND	ND	ND	ND	ND	ND
Phenol	6.4	UG/L	29.4	40.1	49.4	52.3	52.6	60.4	49.1	48.5	41.8	49.2	50.1	36.3	46.6
2,4,6-Trichlorophenol	0.137	UG/L	ND	ND	ND	ND	ND	ND	ND	ND	ND	ND	ND	ND	ND
2-Methylphenol	0.17	UG/L	ND	ND	ND	ND	ND	ND	ND	ND	ND	ND	ND	ND	ND
4-Methylphenol(3-MP is unresolved)	40	UG/L	60.3	76.8	74.4	72.7	76.9	79.4	68.5	63.4	48.2	57.7	62.4	64.6	67.1
2,4,5-Trichlorophenol	0.199	UG/L	ND	ND	ND	ND	ND	ND	ND	ND	ND	ND	ND	ND	ND
Total Chlorinated Phenols	0.371	UG/L	0.0	0.0	0.0	0.0	0.0	0.0	0.0	0.0	0.0	0.0	0.0	0.0	0.0
Total Non-Chlorinated Phenols	40	UG/L	89.7	117	124	125	130	140	118	112	90.0	107	113	101	114
Phenols	40	UG/L	89.7	117	124	125	130	140	118	112	90.0	107	113	101	114

Source Month Analyte	Max MDL	Units	PLE JAN Avg	PLE FEB Avg	PLE MAR Avg	PLE APR Avg	PLE MAY Avg	PLE JUN Avg	PLE JUL Avg	PLE AUG Avg	PLE SEP Avg	PLE OCT Avg	PLE NOV Avg	PLE DEC Avg	Average
2-Chlorophenol	0.121	UG/L	ND	ND	ND	ND	ND	ND	ND	ND	ND	ND	ND	ND	ND
4-Chloro-3-methylphenol	0.129	UG/L	ND	ND	ND	ND	ND	ND	ND	ND	ND	ND	ND	ND	ND
2,4-Dichlorophenol	0.116	UG/L	ND	ND	ND	ND	ND	ND	ND	ND	ND	ND	ND	ND	ND
2,4-Dimethylphenol	0.247	UG/L	ND	ND	ND	ND	ND	ND	ND	ND	ND	ND	ND	ND	ND
2,4-Dinitrophenol	0.522	UG/L	ND	ND	ND	ND	ND	ND	ND	ND	ND	ND	ND	ND	ND
4,6-dinitro-2-methylphenol	0.163	UG/L	ND	ND	ND	ND	ND	ND	ND	ND	ND	ND	ND	ND	ND
2-Nitrophenol	0.173	UG/L	ND	ND	ND	ND	ND	ND	ND	ND	ND	ND	ND	ND	ND
4-Nitrophenol	0.17	UG/L	ND	ND	ND	ND	ND	ND	ND	ND	ND	ND	ND	ND	ND
Pentachlorophenol	0.371	UG/L	ND	ND	ND	ND	ND	ND	ND	ND	ND	ND	ND	ND	ND
Phenol	6.4	UG/L	22.9	28.9	33.1	33.1	33.2	29.6	32.2	29.4	24.4	28.4	33.2	20.8	29.1
2,4,6-Trichlorophenol	0.137	UG/L	ND	ND	ND	ND	ND	ND	ND	ND	ND	ND	ND	ND	ND
2-Methylphenol	0.17	UG/L	ND	ND	ND	ND	ND	ND	ND	ND	ND	ND	ND	ND	ND
4-Methylphenol(3-MP is unresolved)	40	UG/L	43.0	53.3	48.5	41.0	37.6	36.6	37.9	32.5	21.4	27.6	32.2	32.9	37.0
2,4,5-Trichlorophenol	0.199	UG/L	ND	ND	ND	ND	ND	ND	ND	ND	ND	ND	ND	ND	ND
Total Chlorinated Phenols	0.371	UG/L	0.0	0.0	0.0	0.0	0.0	0.0	0.0	0.0	0.0	0.0	0.0	0.0	0.0
Total Non-Chlorinated Phenols	40	UG/L	65.9	82.2	81.6	74.1	70.8	66.2	70.1	61.9	45.8	56.0	65.4	53.7	66.1
Phenols	40	UG/L	65.9	82.2	81.6	74.1	70.8	66.2	70.1	61.9	45.8	56.0	65.4	53.7	66.1

ND=not detected; NS=not sampled; NA=not analyzed

POINT LOMA WASTEWATER TREATMENT PLANT
ANNUAL 2021

Priority Pollutants Base/Neutrals
EPA Method 625.1

Source Month Analyte	Max MDL	Units	PLR JAN Avg	PLR FEB Avg	PLR MAR Avg	PLR APR Avg	PLR MAY Avg	PLR JUN Avg	PLR JUL Avg	PLR AUG Avg	PLR SEP Avg	PLR OCT Avg	PLR NOV Avg	PLR DEC Avg	PLR Average
Acenaphthene	0.108	UG/L	ND	ND	ND	ND	ND	ND	ND	ND	ND	ND	ND	ND	ND
Acenaphthylene	0.111	UG/L	ND	ND	ND	ND	ND	ND	ND	ND	ND	ND	ND	ND	ND
Anthracene	0.0762	UG/L	ND	ND	ND	ND	ND	ND	ND	ND	ND	ND	ND	ND	ND
Benzidine	3.24	UG/L	ND*	ND**	ND	ND	ND	ND	ND	ND	ND	ND	ND	ND	ND
Benzo[a]anthracene	0.0798	UG/L	ND	ND	ND	ND	ND	ND	ND	ND	ND	ND	ND	ND	ND
3,4-Benzo(b)fluoranthene	0.131	UG/L	ND	ND	ND	ND	ND	ND	ND	ND	ND	ND	ND	ND	ND
Benzo[k]fluoranthene	0.135	UG/L	ND	ND	ND	ND	ND	ND	ND	ND	ND	ND	ND	ND	ND
Benzo[a]pyrene	0.139	UG/L	ND	ND	ND	ND	ND	ND	ND	ND	ND	ND	ND	ND	ND
Benzo[g,h,i]perylene	0.14	UG/L	ND	ND	ND	ND	ND	ND	ND	ND	ND	ND	ND	ND	ND
4-Bromophenyl phenyl ether	0.144	UG/L	ND	ND	ND	ND	ND	ND	ND	ND	ND	ND	ND	ND	ND
Bis-(2-chloroethoxy) methane	0.141	UG/L	ND	ND	ND	ND	ND	ND	ND	ND	ND	ND	ND	ND	ND
Bis-(2-chloroethyl) ether	0.153	UG/L	ND	ND	ND	ND	ND	ND	ND	ND	ND	ND	ND	ND	ND
Bis-(2-chloroisopropyl) ether	0.208	UG/L	ND	ND	ND	ND	ND	ND	ND	ND	ND	ND	ND	ND	ND
4-Chlorophenyl phenyl ether	0.144	UG/L	ND	ND	ND	ND	ND	ND	ND	ND	ND	ND	ND	ND	ND
2-Chloronaphthalene	0.103	UG/L	ND	ND	ND	ND	ND	ND	ND	ND	ND	ND	ND	ND	ND
Chrysene	0.0813	UG/L	ND	ND	ND	ND	ND	ND	ND	ND	ND	ND	ND	ND	ND
Dibenzo(a,h)anthracene	0.148	UG/L	ND	ND	ND	ND	ND	ND	ND	ND	ND	ND	ND	ND	ND
Butyl benzyl phthalate	0.189	UG/L	ND	ND	ND	ND	ND	ND	ND	ND	ND	ND	ND	ND	ND
Di-n-butyl phthalate	0.219	UG/L	ND	ND	ND	ND	ND	ND	ND	ND	ND	ND	ND	ND	ND
Bis-(2-ethylhexyl) phthalate	2.94	UG/L	7.20	28.1	5.77^	5.83	3.11	9.35	9.52	8.09	6.13	6.09	4.61	DNQ4.9	DNQ8.50
Diethyl phthalate	0.486	UG/L	2.9	3.2	2.8	2.9	2.9	3.4	3.5	3.9	3.7^^	2.7	2.6	2.3	3.0
Dimethyl phthalate	0.146	UG/L	ND	ND	ND	ND	0.5	ND	ND	ND	ND	ND	ND	ND	0.04
Di-n-octyl phthalate	0.115	UG/L	ND	ND	ND	ND	ND	ND	ND	ND	ND	ND	ND	ND	ND
3,3-Dichlorobenzidine	3.63	UG/L	ND*	ND	ND	ND	ND	ND	ND	ND	ND	ND	ND	ND	ND
2,4-Dinitrotoluene	0.179	UG/L	ND	ND	ND	ND	ND	ND	ND	ND	ND	ND	ND	ND	ND
2,6-Dinitrotoluene	0.241	UG/L	ND	ND	ND	ND	ND	ND	ND	ND	ND	ND	ND	ND	ND
1,2-Diphenylhydrazine	0.247	UG/L	ND	ND	ND	ND	ND	ND	ND	ND	ND	ND	ND	ND	ND
Fluoranthene	0.0705	UG/L	ND	ND	ND	ND	ND	ND	ND	ND	ND	ND	ND	ND	ND
Fluorene	0.142	UG/L	ND	ND	ND	ND	ND	ND	ND	ND	ND	ND	ND	ND	ND
Hexachlorobenzene	0.0995	UG/L	ND	ND	ND	ND	ND	ND	ND	ND	ND	ND	ND	ND	ND
Hexachlorobutadiene	0.109	UG/L	ND	ND	ND	ND	ND	ND	ND	ND	ND	ND	ND	ND	ND
Hexachlorocyclopentadiene	0.186	UG/L	ND*	ND	ND	ND	ND	ND	ND	ND	ND	ND	ND	ND	ND
Hexachloroethane	0.123	UG/L	ND	ND	ND	ND	ND	ND	ND	ND	ND	ND	ND	ND	ND
Indeno(1,2,3-CD)pyrene	0.134	UG/L	ND	ND	ND	ND	ND	ND	ND	ND	ND	ND	ND	ND	ND
Isophorone	0.165	UG/L	ND	ND	ND	ND	ND	ND	ND	ND	ND	ND	ND	ND	ND
Naphthalene	0.103	UG/L	ND	ND	ND	ND	ND	ND	ND	ND	ND	ND	ND	ND	ND
Nitrobenzene	0.155	UG/L	ND	ND	ND	ND	ND	ND	ND	ND	ND	ND	ND	ND	ND
N-nitrosodimethylamine	0.215	UG/L	ND	ND	ND	ND	ND	ND	ND	ND	ND	ND	ND	ND	ND
N-nitrosodi-n-propylamine	0.206	UG/L	ND	ND	ND	ND	ND	ND	ND	ND	ND	ND	ND	ND	ND
N-nitrosodiphenylamine	0.202	UG/L	ND	ND	ND	ND	ND	ND	ND	ND	ND	ND	ND	ND	ND
Phenanthrene	0.045	UG/L	ND	ND	ND	ND	ND	ND	ND	ND	ND	ND	ND	ND	ND
Pyrene	0.164	UG/L	ND	ND	ND	ND	ND	ND	ND	ND	ND	ND	ND	ND	ND
1,2,4-Trichlorobenzene	0.121	UG/L	ND	ND	ND	ND	ND	ND	ND	ND	ND	ND	ND	ND	ND
Polynuc. Aromatic Hydrocarbons	0.164	UG/L	0.0	0.0	0.0	0.0	0.0	0.0	0.0	0.0	0.0	0.0	0.0	0.0	0.0
Base/Neutral Compounds	3.63	UG/L	10.1	31.3	2.8	8.7	6.5	12.8	13.0	12.0	6.1	8.8	7.2	2.3	3.0

Additional Analytes Determined:

Benzo[e]pyrene	0.149	UG/L	ND	ND	ND	ND	ND	ND	ND	ND	ND	ND	ND	ND	ND
Biphenyl	0.124	UG/L	ND	ND	ND	ND	ND	ND	ND	ND	ND	ND	ND	ND	ND
2,6-Dimethylnaphthalene	0.117	UG/L	ND	ND	ND	ND	ND	ND	ND	ND	ND	ND	ND	ND	ND
1-Methylnaphthalene	0.126	UG/L	ND	ND	ND	ND	ND	ND	ND	ND	ND	ND	ND	ND	ND
1-Methylphenanthrene	0.103	UG/L	ND	ND	ND	ND	ND	ND	ND	ND	ND	ND	ND	ND	ND
2-Methylnaphthalene	0.111	UG/L	ND	ND	ND	ND	ND	ND	ND	ND	ND	ND	ND	ND	ND
1,6,7-Trimethylnaphthalene	0.168	UG/L	ND	ND	ND	ND	ND	ND	ND	ND	ND	ND	ND	ND	ND
Perylene	0.233	UG/L	ND	ND	ND	ND#	ND	ND	ND	ND	ND	ND	ND	ND	ND

ND= not detected, NA= not analyzed, NS= not sampled

DNQ= Detected but not quantified. Sample result is less than Minimum Level but greater than or equal to MDL.

* = Relative percent difference of sample duplicates outside method acceptance criteria; value not included in average calculations.

** = Relative percent difference of internal checks and MS/MSD duplicates are outside method acceptance criteria; value not included in average calculations.

^ = Analyte present in method blank at a concentration greater than 10% of the sample result. RPD is out of range in the sample duplicates but within range in the LCS/LCSD and MS/MSD of the analytical batch.

= Recovery of compound in internal check and matrix spike sample outside method acceptance limits; value is not included in average calculations.

^^ = Analyte present in the method blank at a concentration greater than 10% of the sample result.

POINT LOMA WASTEWATER TREATMENT PLANT
ANNUAL 2021

Priority Pollutants Base/Neutrals
EPA Method 625.1

Source Month Analyte	Max MDL	Units	PLE JAN Avg	PLE FEB Avg	PLE MAR Avg	PLE APR Avg	PLE MAY Avg	PLE JUN Avg	PLE JUL Avg	PLE AUG Avg	PLE SEP Avg	PLE OCT Avg	PLE NOV Avg	PLE DEC Avg	PLE Average
Acenaphthene	0.108	UG/L	ND	ND	ND	ND	ND	ND	ND	ND	ND	ND	ND	ND	ND
Acenaphthylene	0.111	UG/L	ND	ND	ND	ND	ND	ND	ND	ND	ND	ND	ND	ND	ND
Anthracene	0.0762	UG/L	ND	ND	ND	ND	ND	ND	ND	ND	ND	ND	ND	ND	ND
Benzidine	3.24	UG/L	ND*	ND**	ND	ND	ND	ND	ND	ND	ND	ND	ND	ND	ND
Benzo[a]anthracene	0.0798	UG/L	ND	ND	ND	ND	ND	ND	ND	ND	ND	ND	ND	ND	ND
3,4-Benzo(b)fluoranthene	0.131	UG/L	ND	ND	ND	ND	ND	ND	ND	ND	ND	ND	ND	ND	ND
Benzo[k]fluoranthene	0.135	UG/L	ND	ND	ND	ND	ND	ND	ND	ND	ND	ND	ND	ND	ND
Benzo[a]pyrene	0.139	UG/L	ND	ND	ND	ND	ND	ND	ND	ND	ND	ND	ND	ND	ND
Benzo[g,h,i]perylene	0.14	UG/L	ND	ND	ND	ND	ND	ND	ND	ND	ND	ND	ND	ND	ND
4-Bromophenyl phenyl ether	0.144	UG/L	ND	ND	ND	ND	ND	ND	ND	ND	ND	ND	ND	ND	ND
Bis-(2-chloroethoxy) methane	0.141	UG/L	ND	ND	ND	ND	ND	ND	ND	ND	ND	ND	ND	ND	ND
Bis-(2-chloroethyl) ether	0.153	UG/L	ND	ND	ND	ND	ND	ND	ND	ND	ND	ND	ND	ND	ND
Bis-(2-chloroisopropyl) ether	0.208	UG/L	ND	ND	ND	ND	ND	ND	ND	ND	ND	ND	ND	ND	ND
4-Chlorophenyl phenyl ether	0.144	UG/L	ND	ND	ND	ND	ND	ND	ND	ND	ND	ND	ND	ND	ND
2-Chloronaphthalene	0.103	UG/L	ND	ND	ND	ND	ND	ND	ND	ND	ND	ND	ND	ND	ND
Chrysene	0.0813	UG/L	ND	ND	ND	ND	ND	ND	ND	ND	ND	ND	ND	ND	ND
Dibenzo(a,h)anthracene	0.148	UG/L	ND	ND	ND	ND	ND	ND	ND	ND	ND	ND	ND	ND	ND
Butyl benzyl phthalate	0.189	UG/L	ND	ND	ND	ND	ND	ND	ND	ND	ND	ND	ND	ND	ND
Di-n-butyl phthalate	0.219	UG/L	ND	ND	ND	ND	ND	ND	ND	ND	ND	ND	ND	ND	ND
Bis-(2-ethylhexyl) phthalate	2.94	UG/L	DNQ2.7	3.12	ND	DNQ3.2	DNQ3.5	ND	ND	ND	DNQ4.5	<2.94	<2.50	<2.86	DNQ1.42
Diethyl phthalate	0.486	UG/L	3.1	3.3	3.4	3.1	3.4	4.0	4.1	4.1	3.8^^	2.7	3.2	2.5	3.4
Dimethyl phthalate	0.146	UG/L	ND	ND	ND	ND	DNQ0.3	ND	ND	ND	ND	ND	0.3	ND	0.1
Di-n-octyl phthalate	0.115	UG/L	ND	ND	ND	ND	ND	ND	ND	ND	ND	ND	ND	ND	ND
3,3-Dichlorobenzidine	3.63	UG/L	ND*	ND	ND	ND	ND	ND	ND	ND	ND	ND	ND	ND	ND
2,4-Dinitrotoluene	0.179	UG/L	ND	ND	ND	ND	ND	ND	ND	ND	ND	ND	ND	ND	ND
2,6-Dinitrotoluene	0.241	UG/L	ND	ND	ND	ND	ND	ND	ND	ND	ND	ND	ND	ND	ND
1,2-Diphenylhydrazine	0.247	UG/L	ND	ND	ND	ND	ND	ND	ND	ND	ND	ND	ND	ND	ND
Fluoranthene	0.0705	UG/L	ND	ND	ND	ND	ND	ND	ND	ND	ND	ND	ND	ND	ND
Fluorene	0.142	UG/L	ND	ND	ND	ND	ND	ND	ND	ND	ND	ND	ND	ND	ND
Hexachlorobenzene	0.0995	UG/L	ND	ND	ND	ND	ND	ND	ND	ND	ND	ND	ND	ND	ND
Hexachlorobutadiene	0.109	UG/L	ND	ND	ND	ND	ND	ND	ND	ND	ND	ND	ND	ND	ND
Hexachlorocyclopentadiene	0.186	UG/L	ND*	ND	ND	ND	ND	ND	ND	ND	ND	ND	ND	ND	ND
Hexachloroethane	0.123	UG/L	ND	ND	ND	ND	ND	ND	ND	ND	ND	ND	ND	ND	ND
Indeno(1,2,3-CD)pyrene	0.134	UG/L	ND	ND	ND	ND	ND	ND	ND	ND	ND	ND	ND	ND	ND
Isophorone	0.165	UG/L	ND	ND	ND	ND	ND	ND	ND	ND	ND	ND	ND	ND	ND
Naphthalene	0.103	UG/L	ND	ND	ND	ND	ND	ND	ND	ND	ND	ND	ND	ND	ND
Nitrobenzene	0.155	UG/L	ND	ND	ND	ND	ND	ND	ND	ND	ND	ND	ND	ND	ND
N-nitrosodimethylamine	0.215	UG/L	ND	ND	ND	ND	ND	ND	ND	ND	ND	ND	ND	ND	ND
N-nitrosodi-n-propylamine	0.206	UG/L	ND	ND	ND	ND	ND	ND	ND	ND	ND	ND	ND	ND	ND
N-nitrosodiphenylamine	0.202	UG/L	ND	ND	ND	ND	ND	ND	ND	ND	ND	ND	ND	ND	ND
Phenanthrene	0.045	UG/L	ND	ND	ND	ND	ND	ND	ND	ND	ND	ND	ND	ND	ND
Pyrene	0.164	UG/L	ND	ND	ND	ND	ND	ND	ND	ND	ND	ND	ND	ND	ND
1,2,4-Trichlorobenzene	0.121	UG/L	ND	ND	ND	ND	ND	ND	ND	ND	ND	ND	ND	ND	ND
Polynuc. Aromatic Hydrocarbons	0.164	UG/L	0.0	0.0	0.0	0.0	0.0	0.0	0.0	0.0	0.0	0.0	0.0	0.0	0.0
Base/Neutral Compounds	3.63	UG/L	3.1	6.4	3.4	3.1	3.4	4.0	4.1	4.1	4.5	2.7	3.5	2.5	3.5

Additional Analytes Determined:

Benzo[e]pyrene	0.149	UG/L	ND	ND	ND	ND	ND	ND	ND	ND	ND	ND	ND	ND	ND
Biphenyl	0.124	UG/L	ND	ND	ND	ND	ND	ND	ND	ND	ND	ND	ND	ND	ND
2,6-Dimethylnaphthalene	0.117	UG/L	ND	ND	ND	ND	ND	ND	ND	ND	ND	ND	ND	ND	ND
1-Methylnaphthalene	0.126	UG/L	ND	ND	ND	ND	ND	ND	ND	ND	ND	ND	ND	ND	ND
1-Methylphenanthrene	0.103	UG/L	ND	ND	ND	ND	ND	ND	ND	ND	ND	ND	ND	ND	ND
2-Methylnaphthalene	0.111	UG/L	ND	ND	ND	ND	ND	ND	ND	ND	ND	ND	ND	ND	ND
1,6,7-Trimethylnaphthalene	0.168	UG/L	ND	ND	ND	ND	ND	ND	ND	ND	ND	ND	ND	ND	ND
Perylene	0.233	UG/L	ND	ND	ND	ND#	ND	ND	ND	ND	ND	ND	ND	ND	ND

ND= not detected, NA= not analyzed, NS= not sampled

DNQ= Detected but not quantified. Sample result is less than Minimum Level but greater than or equal to MDL.

* = Relative percent difference of sample duplicates outside method acceptance criteria; value not included in average calculations.

** = Relative percent difference of internal checks and MS/MSD duplicates are outside method acceptance criteria; value not included in average calculations.

= Recovery of compound in internal check and matrix spike sample outside method acceptance limits; value is not included in average calculations.

^^ = Analyte present in the method blank at a concentration greater than 10% of the sample result.

POINT LOMA WASTEWATER TREATMENT PLANT

ANNUAL 2021

Priority Pollutants Purgeables
EPA Method 624.1

Source Month Analyte	Max MDL	Units	PLR JAN Avg	PLR FEB Avg	PLR MAR Avg	PLR APR Avg	PLR MAY Avg	PLR JUN Avg	PLR JUL Avg	PLR AUG Avg	PLR SEP Avg	PLR OCT Avg
Acrolein	1.24	UG/L	ND	ND	ND	ND	ND	ND	ND	ND	ND	ND
Acrylonitrile	0.55	UG/L	ND	ND	ND	ND	ND	ND	ND	ND	ND	ND
Benzene	0.173	UG/L	ND	ND	ND	ND	ND	ND	ND	ND	ND	ND
Bromodichloromethane	0.445	UG/L	ND	DNQ0.9	ND	ND	ND	ND	ND	ND	ND	DNQ0.9
Bromoform	0.447	UG/L	ND	ND	ND	ND	ND	ND	ND	ND	ND	ND
Bromomethane	0.793	UG/L	ND	ND	ND	ND	ND	ND	ND	ND	ND	ND
Carbon tetrachloride	0.333	UG/L	ND	ND	ND	ND	ND	ND	ND	ND	ND	ND
Chlorobenzene	0.276	UG/L	ND	ND	ND	ND	ND	ND	ND	ND	ND	ND
Chloroethane	0.265	UG/L	ND	ND	ND	ND	ND	ND	ND	ND	ND	ND
Chloroform	0.299	UG/L	DNQ1.5	2.8	DNQ1.3	2.8	3.8	2.5	DNQ2.0	19.3	2.4	9.7
Chloromethane	0.238	UG/L	ND	ND	ND	ND	ND	ND	ND	DNQ0.6	ND	DNQ0.4
Dibromochloromethane	0.545	UG/L	ND	ND	ND	ND	ND	ND	ND	ND	ND	ND
1,2-Dichlorobenzene	0.289	UG/L	ND	ND	ND	ND	ND	ND	ND	ND	ND	ND
1,3-Dichlorobenzene	0.318	UG/L	ND	ND	ND	ND	ND	ND	ND	ND	ND	ND
1,4-Dichlorobenzene	0.319	UG/L	ND	ND	ND	ND	ND	ND	ND	ND	ND	ND
1,1-Dichloroethane	0.278	UG/L	ND	ND	ND	ND	ND	ND	ND	ND	ND	ND
1,2-Dichloroethane	0.236	UG/L	ND	ND	ND	ND	ND	ND	ND	ND	ND	ND
1,1-Dichloroethene	0.253	UG/L	ND	ND	ND	ND	ND	ND	ND	ND	ND	ND
trans-1,2-dichloroethene	0.287	UG/L	ND	ND	ND	ND	ND	ND	ND	ND	ND	ND
1,2-Dichloropropane	0.392	UG/L	ND	ND	ND	ND	ND	ND	ND	ND	ND	ND
cis-1,3-dichloropropene	0.392	UG/L	ND	ND	ND	ND	ND	ND	ND	ND	ND	ND
trans-1,3-dichloropropene	0.526	UG/L	ND	ND	ND	ND	ND	ND	ND	ND	ND	ND
Ethylbenzene	0.26	UG/L	ND	ND	DNQ0.3	ND	ND	ND	ND	ND	DNQ0.3	ND
Methylene chloride	0.283	UG/L	DNQ0.6	DNQ0.8	DNQ0.6	DNQ0.7	DNQ0.6	DNQ1.0	DNQ0.6	DNQ1.0	DNQ0.7	DNQ1.6
1,1,2,2-Tetrachloroethane	0.349	UG/L	ND	ND	ND	ND	ND	ND	ND	ND	ND	ND
Tetrachloroethene	0.209	UG/L	ND	ND	ND	ND	ND	ND	ND	ND	ND	ND
Toluene	0.245	UG/L	DNQ0.5	DNQ0.6	DNQ0.7	DNQ0.8	DNQ0.9	DNQ0.7	DNQ1.0	DNQ1.1	DNQ0.9	DNQ0.5
1,1,1-Trichloroethane	0.32	UG/L	ND	ND	ND	ND	ND	ND	ND	ND	ND	ND
1,1,2-Trichloroethane	0.363	UG/L	ND	ND	ND	ND	ND	ND	ND	ND	ND	ND
Trichloroethene	0.328	UG/L	ND	ND	ND	ND	ND	ND	ND	ND	ND	ND
Trichlorofluoromethane	0.248	UG/L	ND	ND	ND	ND	ND	ND	ND	ND	ND	ND
Vinyl chloride	0.242	UG/L	ND	ND	ND	ND	ND	ND	ND	ND	ND	ND
Halomethane Purgeable Cmpnds	0.793	UG/L	0.0	0.0	0.0	0.0	0.0	0.0	0.0	0.0	0.0	0.0
Dichlorobenzenes	0.318	UG/L	0.0	0.0	0.0	0.0	0.0	0.0	0.0	0.0	0.0	0.0
Total Chloromethanes	0.333	UG/L	0.0	2.8	0.0	2.8	3.8	2.5	0.0	19.3	2.7	9.7
Purgeable Compounds	1.24	UG/L	0.0	2.8	0.0	2.8	3.8	2.5	0.0	19.3	2.7	9.7

ND=not detected; NS=not sampled; NA=not analyzed

DNQ= Detected but not quantified. Sample result is less than minimum Level but greater than or equal to MDL.

POINT LOMA WASTEWATER TREATMENT PLANT

ANNUAL 2021

Priority Pollutants Purgeables
EPA Method 624.1

Source Month Analyte	Max MDL	Units	PLR NOV Avg	PLR DEC Avg	PLR Average
Acrolein	1.24	UG/L	ND	ND	ND
Acrylonitrile	0.55	UG/L	ND	ND	ND
Benzene	0.173	UG/L	ND	ND	ND
Bromodichloromethane	0.445	UG/L	ND	ND	DNQ0.2
Bromoform	0.447	UG/L	ND	ND	ND
Bromomethane	0.793	UG/L	ND	ND	ND
Carbon tetrachloride	0.333	UG/L	ND	ND	ND
Chlorobenzene	0.276	UG/L	ND	ND	ND
Chloroethane	0.265	UG/L	ND	ND	ND
Chloroform	0.299	UG/L	4.0	5.9	DNQ4.8
Chloromethane	0.238	UG/L	DNQ0.3	DNQ0.5	DNQ0.2
Dibromochloromethane	0.545	UG/L	ND	ND	ND
1,2-Dichlorobenzene	0.289	UG/L	ND	ND	ND
1,3-Dichlorobenzene	0.318	UG/L	ND	ND	ND
1,4-Dichlorobenzene	0.319	UG/L	ND	ND	ND
1,1-Dichloroethane	0.278	UG/L	ND	ND	ND
1,2-Dichloroethane	0.236	UG/L	ND	ND	ND
1,1-Dichloroethene	0.253	UG/L	ND	ND	ND
trans-1,2-dichloroethene	0.287	UG/L	ND	ND	ND
1,2-Dichloropropane	0.392	UG/L	ND	ND	ND
cis-1,3-dichloropropene	0.392	UG/L	ND	ND	ND
trans-1,3-dichloropropene	0.526	UG/L	ND	ND	ND
Ethylbenzene	0.26	UG/L	ND	ND	DNQ0.1
Methylene chloride	0.283	UG/L	DNQ0.8	DNQ1.1	DNQ0.8
1,1,2,2-Tetrachloroethane	0.349	UG/L	ND	ND	ND
Tetrachloroethene	0.209	UG/L	ND	ND	ND
Toluene	0.245	UG/L	DNQ0.6	DNQ0.6	DNQ0.7
1,1,1-Trichloroethane	0.32	UG/L	ND	ND	ND
1,1,2-Trichloroethane	0.363	UG/L	ND	ND	ND
Trichloroethene	0.328	UG/L	ND	ND	ND
Trichlorofluoromethane	0.248	UG/L	ND	ND	ND
Vinyl chloride	0.242	UG/L	ND	ND	ND
Halomethane Purgeable Cmpnds	0.793	UG/L	0.0	0.0	0.0
Dichlorobenzenes	0.318	UG/L	0.0	0.0	0.0
Total Chloromethanes	0.333	UG/L	4.0	5.9	0.0
Purgeable Compounds	1.24	UG/L	4.0	5.9	0.0

ND=not detected; NS=not sampled; NA=not analyzed

DNQ= Detected but not quantified. Sample result is less than minimum Level but greater than or equal to MDL.

POINT LOMA WASTEWATER TREATMENT PLANT

ANNUAL 2021

Priority Pollutants Purgeables
EPA Method 624.1

Source			PLE	PLE	PLE	PLE	PLE	PLE	PLE	PLE	PLE	PLE
Month	Max		JAN	FEB	MAR	APR	MAY	JUN	JUL	AUG	SEP	OCT
Analyte	MDL	Units	Avg	Avg	Avg	Avg	Avg	Avg	Avg	Avg	Avg	Avg
Acrolein	1.24	UG/L	ND	ND	ND	ND	ND	ND	ND	ND	ND	ND
Acrylonitrile	0.55	UG/L	ND	ND	ND	ND	ND	ND	ND	ND	ND	ND
Benzene	0.173	UG/L	ND	ND	ND	ND	ND	ND	ND	ND	ND	ND
Bromodichloromethane	0.445	UG/L	ND	DNQ0.7	ND	ND	ND	ND	ND	ND	ND	ND
Bromoform	0.447	UG/L	ND	ND	ND	ND	ND	ND	ND	ND	ND	ND
Bromomethane	0.793	UG/L	ND	ND	ND	ND	ND	ND	ND	ND	DNQ0.9	ND
Carbon tetrachloride	0.333	UG/L	ND	ND	ND	ND	ND	ND	ND	ND	ND	ND
Chlorobenzene	0.276	UG/L	ND	ND	ND	ND	ND	ND	ND	ND	ND	ND
Chloroethane	0.265	UG/L	ND	ND	DNQ0.7	DNQ0.4	DNQ0.9	DNQ0.8	DNQ0.5	ND	1.1	ND
Chloroform	0.299	UG/L	2.7	3.7	2.4	3.1	3.5	3.9	3.0	3.8	6.2	11.1
Chloromethane	0.238	UG/L	DNQ2.1	DNQ1.9	2.9	DNQ1.9	4.6	3.8	2.8	DNQ0.3	7.7	DNQ1.6
Dibromochloromethane	0.545	UG/L	ND	ND	ND	ND	ND	ND	ND	ND	ND	ND
1,2-Dichlorobenzene	0.289	UG/L	ND	ND	ND	ND	ND	ND	ND	ND	ND	ND
1,3-Dichlorobenzene	0.318	UG/L	ND	ND	ND	ND	ND	ND	ND	ND	ND	ND
1,4-Dichlorobenzene	0.319	UG/L	ND	ND	ND	ND	ND	ND	ND	ND	ND	ND
1,1-Dichloroethane	0.278	UG/L	ND	ND	ND	ND	ND	ND	ND	ND	ND	ND
1,2-Dichloroethane	0.236	UG/L	ND	ND	ND	ND	ND	ND	ND	ND	ND	ND
1,1-Dichloroethene	0.253	UG/L	ND	ND	ND	ND	ND	ND	ND	ND	ND	ND
trans-1,2-dichloroethene	0.287	UG/L	ND	ND	ND	ND	ND	ND	ND	ND	ND	ND
1,2-Dichloropropane	0.392	UG/L	ND	ND	ND	ND	ND	ND	ND	ND	ND	ND
cis-1,3-dichloropropene	0.392	UG/L	ND	ND	ND	ND	ND	ND	ND	ND	ND	ND
trans-1,3-dichloropropene	0.526	UG/L	ND	ND	ND	ND	ND	ND	ND	ND	ND	ND
Ethylbenzene	0.26	UG/L	ND	ND	ND	ND	ND	ND	ND	ND	ND	ND
Methylene chloride	0.283	UG/L	DNQ0.9	DNQ0.8	DNQ0.7	DNQ0.7	DNQ0.6	DNQ0.8	DNQ0.8	DNQ0.6	DNQ0.8	DNQ1.0
1,1,2,2-Tetrachloroethane	0.349	UG/L	ND	ND	ND	ND	ND	ND	ND	ND	ND	ND
Tetrachloroethene	0.209	UG/L	ND	ND	ND	ND	ND	ND	ND	ND	ND	ND
Toluene	0.245	UG/L	DNQ1.1	DNQ1.9	DNQ1.2	DNQ1.0	DNQ1.1	DNQ0.8	DNQ1.0	DNQ1.1	DNQ1.0	DNQ0.7
1,1,1-Trichloroethane	0.32	UG/L	ND	ND	ND	ND	ND	ND	ND	ND	ND	ND
1,1,2-Trichloroethane	0.363	UG/L	ND	ND	ND	ND	ND	ND	ND	ND	ND	ND
Trichloroethene	0.328	UG/L	ND	ND	ND	ND	ND	ND	ND	ND	ND	ND
Trichlorofluoromethane	0.248	UG/L	ND	ND	ND	ND	ND	ND	ND	ND	ND	ND
Vinyl chloride	0.242	UG/L	ND	ND	ND	ND	ND	ND	ND	ND	ND	ND
Halomethane Purgeable Cmpnds	0.793	UG/L	0.0	0.0	2.9	0.0	4.6	3.8	2.8	0.0	7.7	0.0
Dichlorobenzenes	0.318	UG/L	0.0	0.0	0.0	0.0	0.0	0.0	0.0	0.0	0.0	0.0
Total Chloromethanes	0.333	UG/L	2.7	3.7	5.3	3.1	8.1	6.6	5.8	3.8	13.9	11.1
Purgeable Compounds	1.24	UG/L	2.7	3.7	5.3	3.1	8.1	6.6	5.8	3.8	15.0	11.1

ND=not detected; NS=not sampled; NA=not analyzed

DNQ= Detected but not quantified. Sample result is less than minimum Level but greater than or equal to MDL.

POINT LOMA WASTEWATER TREATMENT PLANT

ANNUAL 2021

Priority Pollutants Purgeables
EPA Method 624.1

Source Month Analyte	Max MDL	Units	PLE NOV Avg	PLE DEC Avg	PLE Average
Acrolein	1.24	UG/L	ND	ND	ND
Acrylonitrile	0.55	UG/L	ND	ND	ND
Benzene	0.173	UG/L	ND	ND	ND
Bromodichloromethane	0.445	UG/L	ND	ND	DNQ0.1
Bromoform	0.447	UG/L	ND	ND	ND
Bromomethane	0.793	UG/L	DNQ1.0	ND	DNQ0.2
Carbon tetrachloride	0.333	UG/L	ND	ND	ND
Chlorobenzene	0.276	UG/L	ND	ND	ND
Chloroethane	0.265	UG/L	DNQ1.4	DNQ0.4	DNQ0.5
Chloroform	0.299	UG/L	4.6	6.5	4.5
Chloromethane	0.238	UG/L	7.3	2.5	DNQ3.3
Dibromochloromethane	0.545	UG/L	ND	ND	ND
1,2-Dichlorobenzene	0.289	UG/L	ND	ND	ND
1,3-Dichlorobenzene	0.318	UG/L	ND	ND	ND
1,4-Dichlorobenzene	0.319	UG/L	ND	ND	ND
1,1-Dichloroethane	0.278	UG/L	ND	ND	ND
1,2-Dichloroethane	0.236	UG/L	ND	ND	ND
1,1-Dichloroethene	0.253	UG/L	ND	ND	ND
trans-1,2-dichloroethene	0.287	UG/L	ND	ND	ND
1,2-Dichloropropane	0.392	UG/L	ND	ND	ND
cis-1,3-dichloropropene	0.392	UG/L	ND	ND	ND
trans-1,3-dichloropropene	0.526	UG/L	ND	ND	ND
Ethylbenzene	0.26	UG/L	ND	ND	ND
Methylene chloride	0.283	UG/L	DNQ0.8	DNQ0.9	DNQ0.8
1,1,2,2-Tetrachloroethane	0.349	UG/L	ND	ND	ND
Tetrachloroethene	0.209	UG/L	ND	ND	ND
Toluene	0.245	UG/L	DNQ0.8	DNQ0.9	DNQ1.1
1,1,1-Trichloroethane	0.32	UG/L	ND	ND	ND
1,1,2-Trichloroethane	0.363	UG/L	ND	ND	ND
Trichloroethene	0.328	UG/L	ND	ND	ND
Trichlorofluoromethane	0.248	UG/L	ND	ND	ND
Vinyl chloride	0.242	UG/L	ND	ND	ND
Halomethane Purgeable Cmpnds	0.793	UG/L	7.3	2.5	0.0
Dichlorobenzenes	0.318	UG/L	0.0	0.0	0.0
Total Chloromethanes	0.333	UG/L	11.9	9.0	4.5
Purgeable Compounds	1.24	UG/L	11.9	9.0	4.5

ND=not detected; NS=not sampled; NA=not analyzed

DNQ= Detected but not quantified. Sample result is less than minimum Level but greater than or equal to MDL.

POINT LOMA WASTEWATER TREATMENT

ANNUAL 2021

Dioxin and Furan Analysis
EPA Method 1613

Source			PLR	PLR	PLR	PLR	PLR	PLR
Month	Max		JAN	FEB	MAR	APR	MAY	JUN
Analyte	MDL	Units	P1211259	P1218883	P1222439	P1228662	P1236344	P1239655
2,3,7,8-tetra CDD	0.364	PG/L	ND	ND	ND	ND	ND	ND
1,2,3,7,8-penta CDD	0.539	PG/L	ND	ND	ND	ND	ND	ND
1,2,3,4,7,8_hexa_CDD	0.721	PG/L	ND	ND	ND	ND	ND	ND
1,2,3,6,7,8-hexa CDD	0.709	PG/L	ND	ND	ND	ND	ND	ND
1,2,3,7,8,9-hexa CDD	0.678	PG/L	ND	ND	ND	ND	ND	ND
1,2,3,4,6,7,8-hepta CDD	0.793	PG/L	DNQ9.98	DNQ11.8	DNQ10.9	DNQ9.57	DNQ11.1	DNQ11.0
octa CDD	1.23	PG/L	85.0	100	110	86.0	100	93.0
2,3,7,8-tetra CDF	0.349	PG/L	ND	DNQ1.84	ND	ND	ND	ND
1,2,3,7,8-penta CDF	0.522	PG/L	ND	DNQ3.54	ND	ND	ND	ND
2,3,4,7,8-penta CDF	0.49	PG/L	ND	DNQ7.23	ND	ND	ND	ND
1,2,3,4,7,8-hexa CDF	0.391	PG/L	ND	DNQ4.86	ND	ND	ND	ND
1,2,3,6,7,8-hexa CDF	0.422	PG/L	ND	DNQ7.16	ND	ND	DNQ2.32	ND
1,2,3,7,8,9-hexa CDF	0.607	PG/L	ND	DNQ3.31	ND	ND	ND	ND
2,3,4,6,7,8-hexa CDF	0.435	PG/L	ND	DNQ8.20	ND	ND	ND	ND
1,2,3,4,6,7,8-hepta CDF	0.569	PG/L	DNQ3.11	DNQ15.7	DNQ3.32	DNQ3.67	DNQ3.67	DNQ4.68
1,2,3,4,7,8,9-hepta CDF	0.735	PG/L	ND	DNQ3.11	ND	ND	ND	ND
octa CDF	1.01	PG/L	DNQ6.19	DNQ10.5	DNQ6.73	DNQ7.68	DNQ8.04	DNQ8.16

Source			PLR	PLR	PLR	PLR	PLR	PLR
Month	Max		JUL	AUG	SEP	OCT	NOV	DEC
Analyte	MDL	Units	P1247676	P1253011	P1258758	P1264258	P1267245	P1272969
2,3,7,8-tetra CDD	0.477	PG/L	ND	ND	ND	ND	ND	ND
1,2,3,7,8-penta CDD	0.592	PG/L	ND	ND	ND	ND	ND	ND
1,2,3,4,7,8_hexa_CDD	0.757	PG/L	ND	ND	ND	ND	ND	ND
1,2,3,6,7,8-hexa CDD	0.723	PG/L	ND	ND	ND	ND	ND	ND
1,2,3,7,8,9-hexa CDD	0.68	PG/L	ND	ND	ND	ND	ND	ND
1,2,3,4,6,7,8-hepta CDD	0.881	PG/L	DNQ10.7	DNQ9.11	DNQ11.9	DNQ19.4	DNQ17.8	36.3
octa CDD	1.73	PG/L	93.0	93.0	110	180	130	280
2,3,7,8-tetra CDF	0.397	PG/L	ND	ND	ND	ND	ND	ND
1,2,3,7,8-penta CDF	0.533	PG/L	ND	ND	ND	ND	ND	ND
2,3,4,7,8-penta CDF	0.579	PG/L	ND	ND	ND	ND	ND	ND
1,2,3,4,7,8-hexa CDF	0.472	PG/L	ND	ND	ND	ND	ND	ND
1,2,3,6,7,8-hexa CDF	0.486	PG/L	DNQ1.94	DNQ1.86	ND	ND	ND	ND
1,2,3,7,8,9-hexa CDF	0.581	PG/L	ND	ND	ND	ND	ND	ND
2,3,4,6,7,8-hexa CDF	0.528	PG/L	ND	ND	ND	ND	ND	ND
1,2,3,4,6,7,8-hepta CDF	0.627	PG/L	DNQ3.64	DNQ3.03	DNQ4.20	DNQ8.01	DNQ3.99	DNQ6.50
1,2,3,4,7,8,9-hepta CDF	0.831	PG/L	ND	ND	ND	ND	ND	DNQ7.23
octa CDF	1.01	PG/L	DNQ6.92	DNQ5.83	DNQ6.22	DNQ14.8	DNQ7.94	DNQ17.2

Above are permit required CDD/CDF isomers.

ND= not detected, NA= not analyzed, NS= not sampled

DNQ= Detected but not quantified. Sample result is less than minimum Level but greater than or equal to MDL.

ANALYZED BY: Frontier Analytical Laboratories

POINT LOMA WASTEWATER TREATMENT

ANNUAL 2021

Dioxin and Furan Analysis
EPA Method 1613

Source Month	Max		PLE JAN	PLE FEB	PLE MAR	PLE APR	PLE MAY	PLE JUN
Analyte	MDL	Units	P1211256	P1218877	P1222436	P1228659	P1236338	P1239652
2,3,7,8-tetra CDD	0.364	PG/L	ND	ND	ND	ND	ND	ND
1,2,3,7,8-penta CDD	0.539	PG/L	ND	ND	ND	ND	ND	ND
1,2,3,4,7,8_hexa_CDD	0.721	PG/L	ND	ND	ND	ND	ND	ND
1,2,3,6,7,8-hexa CDD	0.709	PG/L	ND	ND	ND	ND	ND	ND
1,2,3,7,8,9-hexa CDD	0.678	PG/L	ND	ND	ND	ND	ND	ND
1,2,3,4,6,7,8-hepta CDD	0.793	PG/L	DNQ3.20	ND	DNQ3.00	DNQ2.41	ND	DNQ2.85
octa CDD	1.23	PG/L	DNQ12.0	DNQ11.0	DNQ13.0	DNQ12.0	DNQ10.0	DNQ12.0
2,3,7,8-tetra CDF	0.349	PG/L	ND	ND	ND	ND	ND	ND
1,2,3,7,8-penta CDF	0.522	PG/L	ND	ND	ND	ND	ND	ND
2,3,4,7,8-penta CDF	0.49	PG/L	ND	ND	ND	ND	ND	ND
1,2,3,4,7,8-hexa CDF	0.391	PG/L	ND	ND	ND	ND	ND	ND
1,2,3,6,7,8-hexa CDF	0.422	PG/L	ND	ND	ND	ND	ND	ND
1,2,3,7,8,9-hexa CDF	0.607	PG/L	ND	ND	ND	ND	ND	ND
2,3,4,6,7,8-hexa CDF	0.435	PG/L	ND	ND	ND	ND	ND	ND
1,2,3,4,6,7,8-hepta CDF	0.569	PG/L	ND	ND	ND	ND	ND	ND
1,2,3,4,7,8,9-hepta CDF	0.735	PG/L	ND	ND	ND	ND	ND	ND
octa CDF	1.01	PG/L	ND	ND	ND	ND	ND	ND

Source Month	Max		PLE JUL	PLE AUG	PLE SEP	PLE OCT	PLE NOV	PLE DEC
Analyte	MDL	Units	P1247673	P1253005	P1258755	P1264252	P1267242	P1272966
2,3,7,8-tetra CDD	0.477	PG/L	ND	ND	ND	ND	ND	ND
1,2,3,7,8-penta CDD	0.592	PG/L	ND	ND	ND	ND	ND	ND
1,2,3,4,7,8_hexa_CDD	0.757	PG/L	ND	ND	ND	ND	ND	ND
1,2,3,6,7,8-hexa CDD	0.723	PG/L	ND	ND	ND	ND	ND	ND
1,2,3,7,8,9-hexa CDD	0.68	PG/L	ND	ND	ND	ND	ND	ND
1,2,3,4,6,7,8-hepta CDD	0.881	PG/L	ND	DNQ2.48	DNQ3.20	DNQ3.46	DNQ4.50	ND
octa CDD	1.73	PG/L	DNQ8.00	DNQ9.70	DNQ15.0	DNQ19.0	DNQ23.0	DNQ38.0
2,3,7,8-tetra CDF	0.397	PG/L	ND	ND	ND	ND	ND	ND
1,2,3,7,8-penta CDF	0.533	PG/L	ND	ND	ND	ND	ND	ND
2,3,4,7,8-penta CDF	0.579	PG/L	ND	ND	ND	ND	ND	ND
1,2,3,4,7,8-hexa CDF	0.472	PG/L	ND	ND	ND	ND	ND	ND
1,2,3,6,7,8-hexa CDF	0.486	PG/L	ND	ND	ND	ND	ND	ND
1,2,3,7,8,9-hexa CDF	0.581	PG/L	ND	ND	ND	ND	ND	ND
2,3,4,6,7,8-hexa CDF	0.528	PG/L	ND	ND	ND	ND	ND	ND
1,2,3,4,6,7,8-hepta CDF	0.627	PG/L	ND	ND	ND	ND	ND	ND
1,2,3,4,7,8,9-hepta CDF	0.831	PG/L	ND	ND	ND	ND	ND	ND
octa CDF	1.01	PG/L	ND	ND	ND	ND	ND	ND

Above are permit required CDD/CDF isomers.

ND= not detected, NA= not analyzed, NS= not sampled

DNQ= Detected but not quantified. Sample result is less than minimum Level but greater than or equal to MDL.

ANALYZED BY: Frontier Analytical Laboratories

5.5 SOUTH BAY INFLUENT AND EFFLUENT ANALYTICAL RESULTS

The following pages summarize analytical results from representative flow-proportioned, 24-hour composite sampling of the SBWRP influent and effluent for those pollutants the United States Environmental Protection Agency (USEPA) has identified under Section 307(a) of the Clean Water Act (CWA), which are known or suspected to be discharged by nondomestic users, and for non-priority pollutants. The data include results of monthly full priority pollutant scans.

SOUTH BAY WATER RECLAMATION PLANT SEWAGE INFLUENT and EFFLUENT

Annual 2021

Biochemical Oxygen Demand Concentration (24-hour composite)

Month/ Units:	Influent Flow (MGD)	Daily Influent Value (mg/L)	Daily Influent Value (lbs/Day)	Effluent Flow (MGD)	Daily Effluent Value (mg/L)	Daily Effluent Value (lbs/Day)	Percent Removal BOD (%)
JANUARY -2021	6.62	402	22195	4.24	5	177	98.8
FEBRUARY -2021	6.35	428	22666	3.74	4	125	99.1
MARCH -2021	6.32	350	18448	4.56	4	152	98.9
APRIL -2021	6.68	434	24179	2.58	3	65	99.3
MAY -2021	6.57	197	10794	2.37	3	59	98.5
JUNE -2021	6.71	370	20706	1.88	3	47	99.2
JULY -2021	6.63	410	22671	1.47	4	49	99.0
AUGUST -2021	6.83	342	19481	1.73	4	58	98.8
SEPTEMBER-2021	6.78	426	25050	1.93	4	64	99.1
OCTOBER -2021	6.74	410	22991	4.04	4	135	99.0
NOVEMBER -2021	6.73	423	23742	3.91	4	130	99.1
DECEMBER -2021	6.86	403	23057	5.74	4	191	99.0
Average	6.65	383	21332	3.18	4	104	99.0

Annual Mass Emissions are calculated from monthly averages of flow for BOD, whereas Monthly Report average mass emissions are calculated from average daily mass emissions.

ND=not detected

SOUTH BAY WATER RECLAMATION PLANT
SEWAGE INFLUENT and EFFLUENT

Annual 2021

Total Suspended Solids Concentration
(24-hour composite)

Source:	Influent Flow	Influent Daily TSS	Influent Daily VSS	Percent VSS	Influent Daily Mass Emission
Analyte: Month/ Units:	(MGD)	(mg/L)	(mg/L)	(%)	(lbs/Day)
JANUARY -2021	6.62	328	297	90.5	18109
FEBRUARY -2021	6.35	334	300	89.8	17688
MARCH -2021	6.32	308	283	91.9	16234
APRIL -2021	6.68	680	638	93.8	37884
MAY -2021	6.57	177	146	82.5	9699
JUNE -2021	6.71	359	335	93.3	20090
JULY -2021	6.63	352	330	93.8	19464
AUGUST -2021	6.83	343	321	93.6	19538
SEPTEMBER-2021	6.78	374	344	92.0	21148
OCTOBER -2021	6.74	372	340	91.4	20911
NOVEMBER -2021	6.73	371	341	91.9	20824
DECEMBER -2021	6.86	385	354	91.9	22027
Average	6.65	365	336	91.4	20301

Total Suspended Solids Concentration
(24-hour composite)

Source:	Effluent Flow	Effluent Daily TSS	Effluent Daily VSS	Percent VSS	Effluent Daily Mass Emission	Percent Removal TSS	Percent Removal VSS
Analyte: Month/ Units:	(MGD)	(mg/L)	(mg/L)	(%)	(lbs/Day)	(%)	(%)
JANUARY -2021	4.24	2.9	2.7	93.1	103	99.1	99.1
FEBRUARY -2021	3.74	<2.5	<2.5	*	0	100.0	100.0
MARCH -2021	4.56	<2.5	<2.5	*	0	100.0	100.0
APRIL -2021	2.58	<2.5	<2.5	*	0	100.0	100.0
MAY -2021	2.37	<2.5	<2.5	*	0	100.0	100.0
JUNE -2021	1.88	<2.5	<2.5	*	0	100.0	100.0
JULY -2021	1.47	<2.5	<2.5	*	0	100.0	100.0
AUGUST -2021	1.73	<2.5	<2.5	*	0	100.0	100.0
SEPTEMBER-2021	1.93	3.7	3.3	89.2	60	99.0	99.0
OCTOBER -2021	4.04	<2.5	<2.5	*	0	100.0	100.0
NOVEMBER -2021	3.91	<2.5	<2.5	*	0	100.0	100.0
DECEMBER -2021	5.74	<2.5	<2.5	*	0	100.0	100.0
Average	3.18	0.6	0.5		14	99.8	99.8

*= undetermined, the percent VSS was not calculated because TSS and VSS results were below the MDL.

Annual Mass Emissions are calculated from monthly averages of flow and TSS, whereas Monthly Report average mass emissions are calculated from average daily mass emissions.

VSS= Volatile Suspended Solids
TSS= Total Suspended Solids

ND= not detected

SOUTH BAY WATER RECLAMATION PLANT

Annual 2021

Influent to Plant
(SB_INF_02)

Analyte:	Flow	pH	Total Dissolved Solids	Biochemical Oxygen Demand	Total Suspended Solids	Volatile Suspended Solids	Turbidity
Units:	(mgd)	(pH)	(mg/L)	(mg/L)	(mg/L)	(mg/L)	(NTU)
JANUARY -2021	6.62	NR	1090	402	328	297	NR
FEBRUARY -2021	6.35	6.62	1080	428	334	300	NR
MARCH -2021	6.32	NR	1040	350	308	283	NR
APRIL -2021	6.68	NR	989	434	680	638	NR
MAY -2021	6.57	7.56	982	197	177	146	NR
JUNE -2021	6.71	NR	1050	370	359	335	NR
JULY -2021	6.63	NR	1060	410	352	330	NR
AUGUST -2021	6.83	7.41	1030	342	343	321	NR
SEPTEMBER-2021	6.78	NR	1050	426	374	344	NR
OCTOBER -2021	6.74	6.76	973	410	372	340	NR
NOVEMBER -2021	6.73	NR	1000	423	371	341	NR
DECEMBER -2021	6.86	NR	1080	403	385	354	NR
Average	6.65	7.09	1035	383	365	336	

ND= not detected; NR= not required

pH by Method SM4500H_B

Turbidity by SM2130B

BOD by SM5210B/4500OCG

TSS/VSS by SM2540D

Total Dissolved Solids Method SM2540C

SOUTH BAY WATER RECLAMATION PLANT

Annual 2021

Effluent to Ocean Outfall
(SB_OUTFALL_01)

Analyte:	Flow	pH	Settleable Solids	Biochemical Oxygen Demand	Total Suspended Solids	Volatile Suspended Solids	Total Dissolved Solids
Units:	(mgd)	(pH)	(ml/L)	(mg/L)	(mg/L)	(mg/L)	(mg/L)
JANUARY -2021	4.24	7.30	ND	5	2.9	2.7	970
FEBRUARY -2021	3.74	7.31	ND	4	<2.5	<2.5	953
MARCH -2021	4.56	7.33	ND	4	<2.5	<2.5	974
APRIL -2021	2.58	7.27	ND	3	<2.5	<2.5	896
MAY -2021	2.37	7.28	ND	3	<2.5	<2.5	930
JUNE -2021	1.88	7.32	ND	3	<2.5	<2.5	974
JULY -2021	1.47	7.30	ND	4	<2.5	<2.5	956
AUGUST -2021	1.73	7.38	ND	4	<2.5	<2.5	942
SEPTEMBER-2021	1.93	7.34	ND	4	3.7	3.3	937
OCTOBER -2021	4.04	7.33	ND	4	<2.5	<2.5	860
NOVEMBER -2021	3.91	7.32	ND	4	<2.5	<2.5	892
DECEMBER -2021	5.74	7.30	ND	4	<2.5	<2.5	982
Average	3.18	7.32	0.0	4	0.6	0.5	939

Analyte:	Oil & Grease	Outfall Temperature	Residual Chlorine	Turbidity	Dissolved Oxygen
Units:	(mg/L)	(°C)	(mg/L)	(NTU)	(mg/L)
JANUARY -2021	ND	22.5	ND	1.38	3.62
FEBRUARY -2021	<2.66	22.3	<0.065	1.28	4.43
MARCH -2021	ND	22.4	ND	1.24	4.45
APRIL -2021	<2.67	23.6	ND	0.95	3.00
MAY -2021	<2.75	24.7	<0.065	1.09	1.93
JUNE -2021	<2.75	26.1	<0.065	0.96	2.14
JULY -2021	<2.87	27.4	<0.065	1.34	1.86
AUGUST -2021	<2.73	27.4	*	1.45	2.93
SEPTEMBER-2021	2.92	27.9	ND	1.67	3.54
OCTOBER -2021	<2.82	26.3	*	1.21	3.53
NOVEMBER -2021	<2.82	25.3	*	1.46	3.44
DECEMBER -2021	DNQ3.15	23.4	*	1.09	3.54
Average	DNQ3.04	24.9	0.000	1.26	3.20

*= Monitoring of total chlorine residual is only required on days when the Facility or any of its treatment units that are subject to this Order use chlorine for disinfection.

ND= not detected; NR= not required

DNQ= Detected but not quantified. Sample result is less than minimum Level but greater than or equal to MDL.

pH by Method SM4500H_B
 Settleable Solids by SM2540F
 Turbidity by SM2130B
 BOD by SM5210B/4500OCG
 Oil and Grease by EPA Method 1664B
 TSS/VSS by SM2540D
 Total Dissolved Solids Method SM2540C
 Residual Chlorine by SM4500CL-G
 Dissolved Oxygen by SM4500-O G
 Temperature by SM2550B

SOUTH BAY WATER RECLAMATION PLANT
SAMPLE SOURCE: INFLUENT (SB_INF_02) AND EFFLUENT (SB_OUTFALL_01)

Annual 2021

Trace Metals
EPA Method 200.8

Analyte:	Aluminum	Aluminum	Antimony	Antimony	Arsenic	Arsenic
MAX_MDL Units:	8 UG/L	3.2 UG/L	0.258 UG/L	0.103 UG/L	0.118 UG/L	0.047 UG/L
Source:	Influent	Effluent	Influent	Effluent	Influent	Effluent
Month/Limit:						2780
JANUARY -2021	578	11.2	1.69	1.07	1.41	0.63
FEBRUARY -2021	985	18.2	1.43	0.844	1.91	1.01
MARCH -2021	450	11.2	1.26	0.860	1.21	0.628
APRIL -2021	476	10.1	1.45	0.861	1.52	0.751
MAY -2021	188	11.7	1.51	1.09	1.17	0.893
JUNE -2021	671	9.37	1.78	0.898	DNQ1.32	DNQ0.510
JULY -2021	397	19.4	1.75	1.74	DNQ1.28	0.559
AUGUST -2021	1420	12.8	2.61	1.12	DNQ1.73	DNQ0.680
SEPTEMBER-2021	281	10.7	1.29	0.993	DNQ1.13	DNQ0.502
OCTOBER -2021	698	8.96	1.51	0.965	DNQ1.34	DNQ0.564
NOVEMBER -2021	468	15.9	1.59	1.60	DNQ1.24	DNQ0.453
DECEMBER -2021	376	11.0	1.45	0.958	DNQ0.952	DNQ0.484
AVERAGE	582	12.5	1.61	1.08	DNQ1.35	DNQ0.639

Analyte:	Barium	Barium	Beryllium	Beryllium	Boron	Boron
MAX_MDL Units:	0.225 UG/L	0.09 UG/L	0.318 UG/L	0.127 UG/L	3.08 UG/L	1.23 UG/L
Source:	Influent	Effluent	Influent	Effluent	Influent	Effluent
Month/Limit:						
JANUARY -2021	86.3	54.4	ND	ND	395	373
FEBRUARY -2021	90.8	54.6	ND	ND	420	391
MARCH -2021	73.4	49.1	ND	ND	459	404
APRIL -2021	73.9	46.1	ND	ND	419	413
MAY -2021	73.4	50.8	ND	ND	338	391
JUNE -2021	97.6	55.6	ND	ND	430	381
JULY -2021	98.1	63.2	ND	ND	369	390
AUGUST -2021	222	46.8	ND	ND	460	402
SEPTEMBER-2021	86.3	57.0	ND	ND	386	411
OCTOBER -2021	121	66.4	ND	ND	381	405
NOVEMBER -2021	90.2	63.5	ND	ND	443	431
DECEMBER -2021	94.4	65.2	ND	ND	403	371
AVERAGE	101	56.1	0.0	0.0	409	397

Analyte:	Cadmium	Cadmium	Chromium	Chromium	Cobalt	Cobalt
MAX_MDL Units:	0.073 UG/L	0.029 UG/L	1.01 UG/L	0.402 UG/L	0.225 UG/L	0.09 UG/L
Source:	Influent	Effluent	Influent	Effluent	Influent	Effluent
Month/Limit:		382		765		
JANUARY -2021	0.205	ND	3.23	0.398	0.554	0.136
FEBRUARY -2021	0.202	ND	4.90	0.353	0.611	0.179
MARCH -2021	0.181	ND	4.92	0.360	0.486	0.179
APRIL -2021	0.214	ND	2.71	0.303	0.489	0.148
MAY -2021	0.134	0.034	16.8	0.313	1.09	0.182
JUNE -2021	0.231	<0.029	4.73	DNQ0.326	0.582	0.146
JULY -2021	DNQ0.174	ND	2.33	0.451	0.452	DNQ0.159
AUGUST -2021	0.440	ND	6.11	<0.402	0.904	DNQ0.161
SEPTEMBER-2021	DNQ0.163	ND	1.53	ND	DNQ0.372	DNQ0.161
OCTOBER -2021	0.245	ND	2.84	0.682	0.563	DNQ0.119
NOVEMBER -2021	0.204	ND	2.89	0.555	0.462	DNQ0.117
DECEMBER -2021	DNQ0.164	ND	1.73	1.44	0.404	DNQ0.103
AVERAGE	DNQ0.213	0.003	4.56	DNQ0.432	DNQ0.581	DNQ0.149

ND= not detected

DNQ = sample result is less than the reported minimum level, but is greater than or equal to the laboratory's method detection limit; trace or estimated concentration.

SOUTH BAY WATER RECLAMATION PLANT
SAMPLE SOURCE: INFLUENT (SB_INF_02) AND EFFLUENT (SB_OUTFALL_01)

Annual 2021

Trace Metals
EPA Method 200.8

Analyte:	Copper	Copper	Iron	Iron	Lead	Lead
MAX_MDL Units:	1.15 UG/L	0.461 UG/L	10.8 UG/L	4.31 UG/L	0.1 UG/L	0.04 UG/L
Source:	Influent	Effluent	Influent	Effluent	Influent	Effluent
Month/Limit:	958				765	
=====						
JANUARY -2021	72.8	4.44	922	31.0	1.36	0.138
FEBRUARY -2021	71.9	4.35	1060	38.8	1.78	0.115
MARCH -2021	71.9	9.60	628*	28.7*	1.49	0.145
APRIL -2021	83.0	9.05	743	25.7	1.76	0.098
MAY -2021	171	7.88	21700	23.9	3.31	0.142
JUNE -2021	102	8.25	848	26.9	1.53	DNQ0.111
JULY -2021	77.2	10.9	867	26.7	1.82	DNQ0.131
AUGUST -2021	204	9.10	2360	28.8	3.16	DNQ0.078
SEPTEMBER-2021	81.0	8.60	659	30.6	0.945	DNQ0.062
OCTOBER -2021	85.7	6.30	1160	28.7	2.59	DNQ0.124
NOVEMBER -2021	85.0	16.4	684	33.4	1.31	DNQ0.125
DECEMBER -2021	83.8	6.84	667	29.7	1.16	DNQ0.120
=====						
AVERAGE	99.1	8.48	2879	29.5	1.85	DNQ0.116

Analyte:	Manganese	Manganese	Mercury	Mercury	Molybdenum	Molybdenum
MAX_MDL Units:	0.123 UG/L	0.049 UG/L	0.0022 UG/L	0.0011 UG/L	0.168 UG/L	0.067 UG/L
Source:	Influent	Effluent	Influent	Effluent	Influent	Effluent
Month/Limit:			15.2			
=====						
JANUARY -2021	122	7.23	0.146	ND	6.49	2.84
FEBRUARY -2021	146	25.1	0.064	0.002	6.32	2.70
MARCH -2021	117	63.6	0.093	0.002	6.06	2.97
APRIL -2021	113	21.1	0.067	0.002	6.13	2.85
MAY -2021	116	14.9	0.141	0.003	6.18	3.01
JUNE -2021	106	8.30	0.038	0.005	6.07	3.67
JULY -2021	119	10.6	ND	0.005	5.16	2.94
AUGUST -2021	131	24.0	0.072	0.007	11.4	2.60
SEPTEMBER-2021	102	14.3	0.057	0.006	5.33	2.61
OCTOBER -2021	106	6.08	0.098	0.004	6.09	3.06
NOVEMBER -2021	113	11.1	0.067	0.005	7.35	2.22
DECEMBER -2021	98.0	5.89	0.052	0.003	7.36	2.71
=====						
AVERAGE	116	17.7	0.075	0.004	6.66	2.85

Analyte:	Nickel	Nickel	Selenium	Selenium	Silver	Silver
MAX_MDL Units:	0.17 UG/L	0.068 UG/L	1.18 UG/L	0.472 UG/L	0.028 UG/L	0.011 UG/L
Source:	Influent	Effluent	Influent	Effluent	Influent	Effluent
Month/Limit:	1910		5740			
=====						
JANUARY -2021	4.28	1.48	2.02	0.732	0.556	ND
FEBRUARY -2021	5.07	1.58	2.51	0.760	0.297	ND
MARCH -2021	4.84	1.54	2.02	0.601	0.191	ND
APRIL -2021	4.15	1.32	1.92	0.666	0.235	ND
MAY -2021	12.3	1.64	<1.18	0.711	0.183	ND
JUNE -2021	6.65	1.60	2.61	DNQ0.615	0.341	ND
JULY -2021	3.64	1.70	DNQ1.47	0.553	DNQ0.164	<0.011
AUGUST -2021	8.45	1.95	2.81	DNQ0.701	0.587	DNQ0.011
SEPTEMBER-2021	3.56	2.12	DNQ1.24	DNQ0.660	DNQ0.159	DNQ0.014
OCTOBER -2021	4.35	1.94	2.91	DNQ0.704	0.243	ND
NOVEMBER -2021	4.03	1.69	DNQ1.86	DNQ0.693	0.206	0.011
DECEMBER -2021	3.74	1.91	DNQ1.96	DNQ0.649	DNQ0.183	ND
=====						
AVERAGE	5.42	1.71	DNQ1.94	DNQ0.670	DNQ0.279	DNQ0.003

* = Method blank value (46.4 ug/L) is outside method acceptance limits; sample result not included in average calculations.

ND = not detected

DNQ = sample result is less than the reported minimum level, but is greater than or equal to the laboratory's method detection limit; trace or estimated concentration.

SOUTH BAY WATER RECLAMATION PLANT
SAMPLE SOURCE: INFLUENT (SB_INF_02) AND EFFLUENT (SB_OUTFALL_01)

Annual 2021

Trace Metals
EPA Method 200.8

Analyte:	Thallium	Thallium	Vanadium	Vanadium	Zinc	Zinc
MAX_MDL Units:	0.068 UG/L	0.027 UG/L	0.795 UG/L	0.318 UG/L	2.35 UG/L	0.938 UG/L
Source:	Influent	Effluent	Influent	Effluent	Influent	Effluent
Month/Limit:						6890
JANUARY -2021	ND	ND	3.51	1.11	175	39.8
FEBRUARY -2021	ND	ND	5.00	1.35	169	32.4
MARCH -2021	ND	ND	2.96	1.17	146	29.3
APRIL -2021	ND	ND	3.50	1.52	159	31.0
MAY -2021	ND	ND	2.53	1.22	157	36.8
JUNE -2021	ND	ND	3.06	1.08	183	33.6
JULY -2021	ND	ND	2.71	0.859	174	27.5
AUGUST -2021	ND	ND	5.81	DNQ0.970	450	31.8
SEPTEMBER-2021	ND	ND	1.95	DNQ0.932	139	30.8
OCTOBER -2021	ND	ND	3.29	DNQ0.992	187	35.9
NOVEMBER -2021	ND	ND	2.40	DNQ0.867	169	30.5
DECEMBER -2021	ND	ND	2.04	DNQ0.890	142	34.5
AVERAGE	0.0	0.0	3.23	DNQ1.08	188	32.8

ND= not detected

SOUTH BAY WATER RECLAMATION PLANT
 SAMPLE SOURCE: INFLUENT (SB_INF_02) AND EFFLUENT (SB_OUTFALL_01)

Annual 2021

Ammonia-Nitrogen and Total Cyanide

Analyte:	Ammonia-N	Ammonia-N	Total Cyanide	Total Cyanide
Max MDL/ Units:	0.3	0.3	4 UG/L	4 UG/L
Source:	SB_INF_02	SB_OUTFALL_01	SB_INF_02	SB_OUTFALL_01
JANUARY -2021	34.9	0.485	ND	ND
FEBRUARY -2021	36.9	ND	ND	ND
MARCH -2021	38.6	ND	ND	ND
APRIL -2021	35.0	ND	ND	ND
MAY -2021	0.4	ND	ND	ND
JUNE -2021	39.8	ND	ND	3
JULY -2021	36.2	0.41	ND	ND
AUGUST -2021	34.7	ND	ND*	ND*
SEPTEMBER-2021	37.9	ND	ND	ND
OCTOBER -2021	35.7	<0.3	ND	ND
NOVEMBER -2021	35.1	ND	ND	ND
DECEMBER -2021	35.2	ND	2	ND
Average:	33.4	0.075	0.2	0.3

*= The instrument performance check (IPC) recovery is outside method acceptance limits; sample result not included in average calculations.

Ammonia as N by SM4500-NH3 C
 Cyanide, Total by EPA 335.4

ND= not detected

SOUTH BAY WATER RECLAMATION PLANT

ANNUAL 2021

Radioactivity
EPA Method 900.0

Month/ Year	Gross Alpha Radiation	Gross Beta Radiation
JANUARY -2021	11.0 ± 1.93	8.07 ± 1.69
FEBRUARY -2021	10.8 ± 1.81	11.0 ± 1.57
MARCH -2021	10.2 ± 1.64	10.2 ± 1.55
APRIL -2021	8.92 ± 1.83	7.66 ± 1.64
MAY -2021	8.37 ± 1.90	5.75 ± 1.56
JUNE -2021	8.50 ± 1.83	9.49 ± 1.69
JULY -2021	8.35 ± 1.30	6.86 ± 1.06
AUGUST -2021	6.52 ± 1.73	6.07 ± 1.27
SEPTEMBER-2021	9.87 ± 1.83	6.76 ± 1.39
OCTOBER -2021	9.99 ± 1.80	7.75 ± 1.36
NOVEMBER -2021	6.86 ± 1.17	5.77 ± 1.05
DECEMBER -2021	6.80 ± 1.82	4.72 ± 1.28
AVERAGE	8.85 ± 1.72	7.51 ± 1.43

ND= not detected, NA= not analyzed, NS= not sampled

Units in picocuries/liter (pCi/L)

Analyzed by: FGL Environmental Agricultural Analytical

Effluent to the Ocean (SB_OUTFALL_01)

SOUTH BAY WATER RECLAMATION PLANT
SOURCE: INFLUENT (SB_INF_02)

ANNUAL 2021

Chlorinated Pesticide Analysis
EPA Method 608.3 (WITH ADDITIONS)

Source:	INFLUENT							
Date:	FEB	APR	MAY	AUG	OCT			
Analyte	Max	MDL	Units				Avg	
=====	=====	=====	=====	=====	=====	=====	=====	
Aldrin	.0074	UG/L	ND	ND	ND	ND	ND	
Dieldrin	.00448	UG/L	ND	ND	ND	ND	ND	
BHC, Alpha isomer	.0066	UG/L	ND	ND	ND	ND	ND	
BHC, Beta isomer	.00416	UG/L	ND	ND	ND	ND	ND	
BHC, Gamma isomer	.00708	UG/L	ND	ND	ND	ND	ND	
BHC, Delta isomer	.00688	UG/L	ND	ND	ND	ND	ND	
p,p-DDD	.00532	UG/L	ND	ND	ND	ND	ND	
p,p-DDE	.00432	UG/L	ND	ND	ND	ND	ND	
p,p-DDT	.00928	UG/L	ND	ND	ND	ND	ND	
o,p-DDD	.00632	UG/L	ND	ND	ND	ND	ND	
o,p-DDE	.00564	UG/L	ND	ND	ND	ND	ND	
o,p-DDT	.00652	UG/L	ND	ND	ND	ND	ND	
Heptachlor	.0101	UG/L	ND	ND	ND	ND	ND	
Heptachlor epoxide	.0086	UG/L	ND	ND	ND	ND	ND	
Alpha (cis) Chlordane	.00704	UG/L	ND	ND	ND	ND	ND	
Gamma (trans) Chlordane	.00428	UG/L	ND	ND	ND	ND	ND	
Alpha Chlordene	0	UG/L	NA	NA	NA	NA	NA	
Gamma Chlordene	0	UG/L	NA	NA	NA	NA	NA	
Oxychlordane	.0167	UG/L	ND	ND	ND	ND	ND	
Trans Nonachlor	.00796	UG/L	ND	ND	ND	ND	ND	
Cis Nonachlor	.0102	UG/L	ND	ND	ND	ND	ND	
Alpha Endosulfan	.0066	UG/L	ND	ND	ND	ND	ND	
Beta Endosulfan	.0139	UG/L	ND	ND	ND	ND	ND	
Endosulfan Sulfate	.00944	UG/L	ND	ND	ND	ND	ND	
Endrin	.00948	UG/L	ND	ND	ND	ND	ND	
Endrin aldehyde	.00896	UG/L	ND	ND	ND	ND	ND	
Mirex	.0136	UG/L	ND	ND	ND	ND	ND	
Methoxychlor	.00764	UG/L	ND	ND	ND	ND	ND	
Toxaphene	.508	UG/L	ND	ND	ND	ND	ND	
PCB 1016	.66	UG/L	ND	ND	ND	ND	ND	
PCB 1221	.66	UG/L	ND	ND	ND	ND	ND	
PCB 1232	.66	UG/L	ND	ND	ND	ND	ND	
PCB 1242	.66	UG/L	ND	ND	ND	ND	ND	
PCB 1248	.66	UG/L	ND	ND	ND	ND	ND	
PCB 1254	.66	UG/L	ND	ND	ND	ND	ND	
PCB 1260	.66	UG/L	ND	ND	ND	ND	ND	
PCB 1262	.66	UG/L	ND	ND	ND	ND	ND	
=====	=====	=====	=====	=====	=====	=====	=====	
Aldrin + Dieldrin	.0074	UG/L	0	0	0	0	0	
Hexachlorocyclohexanes	.00708	UG/L	0	0	0	0	0	
DDT and derivatives	.00928	UG/L	0	0	0	0	0	
Chlordane + related cmpds.	.0167	UG/L	0	0	0	0	0	
Polychlorinated biphenyls	.66	UG/L	0	0	0	0	0	
Endosulfans	.0139	UG/L	0	0	0	0	0	
=====	=====	=====	=====	=====	=====	=====	=====	
Heptachlors	.0101	UG/L	0	0	0	0	0	
=====	=====	=====	=====	=====	=====	=====	=====	
Chlorinated Hydrocarbons	.66	UG/L	0	0	0	0	0	

ND= not detected; NA= not analyzed

Standards for alpha and gamma chlordene are no longer available in the U.S. for the analysis of these compounds.

SOUTH BAY WATER RECLAMATION PLANT
SOURCE: EFFLUENT

Annual 2021

Chlorinated Pesticide Analysis
EPA Method 608.3 (WITH ADDITIONS)

Source:	EFFLUENT														
Date:	JAN	FEB	MAR	APR	MAY	JUN	JUL	AUG	SEP	OCT	NOV	DEC	Avg		
Analyte	Max MDL	Units													
Aldrin	.0074	UG/L	ND	ND	ND	ND	ND	ND	ND	ND	ND	ND	ND	ND	
Dieldrin	.00448	UG/L	ND	ND	ND	ND	ND	ND	ND	ND	ND	ND	ND	ND	
BHC, Alpha isomer	.0066	UG/L	ND	ND	ND	ND	ND	ND	ND	ND	ND	ND	ND	ND	
BHC, Beta isomer	.00416	UG/L	ND	ND	ND	ND	ND	ND	ND	ND	ND	ND	ND	ND	
BHC, Gamma isomer	.00708	UG/L	ND	ND	ND	ND	ND	ND	ND	ND	ND	ND	ND	ND	
BHC, Delta isomer	.00688	UG/L	ND	ND	ND	ND	ND	ND	ND	ND	ND	ND	ND	ND	
p,p-DDD	.00532	UG/L	ND	ND	ND	ND	ND	ND	ND	ND	ND	ND	ND	ND	
p,p-DDE	.00432	UG/L	ND	ND	ND	ND	ND	ND	ND	ND	ND	ND	ND	ND	
p,p-DDT	.00928	UG/L	ND	ND	ND	ND	ND	ND	ND	ND	ND	ND	ND	ND	
o,p-DDD	.00632	UG/L	ND	ND	ND	ND	ND	ND	ND	ND	ND	ND	ND	ND	
o,p-DDE	.00564	UG/L	ND	ND	ND	ND	ND	ND	ND	ND	ND	ND	ND	ND	
o,p-DDT	.00652	UG/L	ND	ND	ND	ND	ND	ND	ND	ND	ND	ND	ND	ND	
Heptachlor	.0101	UG/L	ND	ND	ND	ND	ND	ND	ND	ND	ND	ND	ND	ND	
Heptachlor epoxide	.0086	UG/L	ND	ND	ND	ND	ND	ND	ND	ND	ND	ND	ND	ND	
Alpha (cis) Chlordane	.00704	UG/L	ND	ND	ND	ND	ND	ND	ND	ND	ND	ND	ND	ND	
Gamma (trans) Chlordane	.00428	UG/L	ND	ND	ND	ND	ND	ND	ND	ND	ND	ND	ND	ND	
Alpha Chlordene	0	UG/L	NA	NA	NA	NA	NA	NA	NA	NA	NA	NA	NA	NA	
Gamma Chlordene	0	UG/L	NA	NA	NA	NA	NA	NA	NA	NA	NA	NA	NA	NA	
Oxychlordane	.0167	UG/L	ND	ND	ND	ND	ND	ND	ND	ND	ND	ND	ND	ND	
Trans Nonachlor	.00796	UG/L	ND	ND	ND	ND	ND	ND	ND	ND	ND	ND	ND	ND	
Cis Nonachlor	.0102	UG/L	ND	ND	ND	ND	ND	ND	ND	ND	ND	ND	ND	ND	
Alpha Endosulfan	.0066	UG/L	ND	ND	ND	ND	ND	ND	ND	ND	ND	ND	ND	ND	
Beta Endosulfan	.0139	UG/L	ND	ND	ND	ND	ND	ND	ND	ND	ND	ND	ND	ND	
Endosulfan Sulfate	.00944	UG/L	ND	ND	ND	ND	ND	ND	ND	ND	ND	ND	ND	ND	
Endrin	.00948	UG/L	ND	ND	ND	ND	ND	ND	ND	ND	ND	ND	ND	ND	
Endrin aldehyde	.00896	UG/L	ND	ND	ND	ND	ND	ND	ND	ND	ND	ND	ND	ND	
Mirex	.0136	UG/L	ND	ND	ND	ND	ND	ND	ND	ND	ND	ND	ND	ND	
Methoxychlor	.00764	UG/L	ND	ND	ND	ND	ND	ND	ND	ND	ND	ND	ND	ND	
Toxaphene	.508	UG/L	ND	ND	ND	ND	ND	ND	ND	ND	ND	ND	ND	ND	
PCB 1016	.66	UG/L	ND	ND	ND	ND	ND	ND	ND	ND	ND	ND	ND	ND	
PCB 1221	.66	UG/L	ND	ND	ND	ND	ND	ND	ND	ND	ND	ND	ND	ND	
PCB 1232	.66	UG/L	ND	ND	ND	ND	ND	ND	ND	ND	ND	ND	ND	ND	
PCB 1242	.66	UG/L	ND	ND	ND	ND	ND	ND	ND	ND	ND	ND	ND	ND	
PCB 1248	.66	UG/L	ND	ND	ND	ND	ND	ND	ND	ND	ND	ND	ND	ND	
PCB 1254	.66	UG/L	ND	ND	ND	ND	ND	ND	ND	ND	ND	ND	ND	ND	
PCB 1260	.66	UG/L	ND	ND	ND	ND	ND	ND	ND	ND	ND	ND	ND	ND	
PCB 1262	.66	UG/L	ND	ND	ND	ND	ND	ND	ND	ND	ND	ND	ND	ND	
Aldrin + Dieldrin	.0074	UG/L	0	0	0	0	0	0	0	0	0	0	0	0	
Hexachlorocyclohexanes	.00708	UG/L	0	0	0	0	0	0	0	0	0	0	0	0	
DDT and derivatives	.00928	UG/L	0	0	0	0	0	0	0	0	0	0	0	0	
Chlordane + related cmpds.	.0167	UG/L	0	0	0	0	0	0	0	0	0	0	0	0	
Polychlorinated biphenyls	.66	UG/L	0	0	0	0	0	0	0	0	0	0	0	0	
Endosulfans	.0139	UG/L	0	0	0	0	0	0	0	0	0	0	0	0	
Heptachlors	.0101	UG/L	0	0	0	0	0	0	0	0	0	0	0	0	
Chlorinated Hydrocarbons	.66	UG/L	0	0	0	0	0	0	0	0	0	0	0	0	

ND= not detected; NA= not analyzed

Standards for alpha and gamma chlordene are no longer available in the U.S. for the analysis of these compounds.

SOUTH BAY WATER RECLAMATION PLANT
SAMPLE SOURCE: INFLUENT(SB_INF_02) & EFFLUENT(SB_OUTFALL_01)

ANNUAL 2021

Organophosphorus Pesticides
EPA Method 614 (with additions)

Source:			Influent	Influent	Influent	Influent
Date:			02-FEB-2021	04-MAY-2021	03-AUG-2021	05-OCT-2021
Analyte	Max MDL	Units	P1218963	P1236419	P1253091	P1264333
Demeton O	0.702	UG/L	ND	ND	ND	ND
Demeton S	2.05	UG/L	ND	ND	ND	ND
Diazinon	0.373	UG/L	ND	ND	ND	ND
Guthion	1.46	UG/L	ND	ND	ND	ND
Malathion	0.264	UG/L	ND	ND	ND	ND
Parathion	0.225	UG/L	ND	ND	ND	ND
Dichlorvos	0.326	UG/L	ND	ND	ND	ND
Disulfoton	0.200	UG/L	ND	ND	ND	ND
Stirophos	0.429	UG/L	ND	ND	ND	ND
Coumaphos	0.619	UG/L	ND	ND	ND	ND
Chlorpyrifos	0.275	UG/L	ND	ND	ND	ND
Thiophosphorus Pesticides	1.46	UG/L	0.0	0.0	0.0	0.0
Demeton -O, -S	2.05	UG/L	0.0	0.0	0.0	0.0
Total Organophosphorus Pesticides	2.05	UG/L	0.0	0.0	0.0	0.0

Source:			Effluent	Effluent	Effluent	Effluent
Date:			02-FEB-2021	04-MAY-2021	03-AUG-2021	05-OCT-2021
Analyte	Max MDL	Units	P1218968	P1236424	P1253096	P1264338
Demeton O	0.702	UG/L	ND	ND	ND	ND
Demeton S	2.05	UG/L	ND	ND	ND	ND
Diazinon	0.373	UG/L	ND	ND	0.233	ND
Guthion	1.46	UG/L	ND	ND	ND	ND
Malathion	0.264	UG/L	ND	ND	ND	ND
Parathion	0.225	UG/L	ND	ND	ND	ND
Dichlorvos	0.326	UG/L	ND	ND	ND	ND
Disulfoton	0.200	UG/L	ND	ND	ND	ND
Stirophos	0.429	UG/L	ND	ND	ND	ND
Coumaphos	0.619	UG/L	ND	ND	ND	ND
Chlorpyrifos	0.275	UG/L	ND	ND	ND	ND
Thiophosphorus Pesticides	1.46	UG/L	0.0	0.0	0.0	0.0
Demeton -O, -S	2.05	UG/L	0.0	0.0	0.0	0.0
Total Organophosphorus Pesticides	2.05	UG/L	0.0	0.0	0.233	0.0

NA= Not Analyzed, ND= Not Detected, NS = Not Sampled

SOUTH BAY WATER RECLAMATION PLANT
SAMPLE SOURCE: INFLUENT (SB_INF_02) AND EFFLUENT (SB_OUTFALL_01)

ANNUAL 2021

Tributyl Tin analysis
(in-house method)

Source:			INFLUENT				
Date:			FEB	MAY	AUG	OCT	
Analyte	Max MDL	Units					Average
Dibutyltin	.0282	UG/L	ND	ND	ND	ND	0.0
Monobutyltin	.0177	UG/L	ND	ND*	ND	ND	0.0
Tributyltin	.0263	UG/L	ND	ND	ND	ND	0.0

Source:			EFFLUENT				
Date:			FEB	MAY	AUG	OCT	
Analyte	Max MDL	Units					Average
Dibutyltin	.0282	UG/L	ND	ND	ND	ND	0.0
Monobutyltin	.0177	UG/L	ND	ND*	ND	ND	0.0
Tributyltin	.0263	UG/L	ND	ND	ND	ND	0.0

ND= not detected, NS=not sampled, NA=not analyzed

*= Analyte is non-reportable due to low recovery in the initial calibration verification standard; analyte is not permit required.

SOUTH BAY WATER RECLAMATION PLANT
SAMPLE SOURCE: INFLUENT (SB_INF_02) AND EFFLUENT (SB_OUTFALL_01)

ANNUAL 2021

Phenolic Compounds
EPA Method 625.1

Source: Date: Analyte	Max MDL	Units	INFLUENT				Average
			FEB	MAY	AUG	OCT	
2-Chlorophenol	0.125	UG/L	ND	ND	ND	ND	ND
2,4-Dichlorophenol	0.113	UG/L	ND	ND	ND	ND	ND
4-Chloro-3-methylphenol	0.126	UG/L	ND	ND	ND	ND	ND
2,4,6-Trichlorophenol	0.134	UG/L	ND	ND	ND	ND	ND
Pentachlorophenol	0.362	UG/L	ND	ND	ND	ND	ND
Phenol	0.165	UG/L	47.8	ND	58.2	35.1	35.3
2-Nitrophenol	0.168	UG/L	ND	ND	ND	ND	ND
2,4-Dimethylphenol	0.240	UG/L	ND	ND	ND	ND	ND
2,4-Dinitrophenol	0.508	UG/L	ND	ND	ND	ND	ND
4-Nitrophenol	0.166	UG/L	ND	ND	ND	ND	ND
4,6-dinitro-2-methylphenol	0.159	UG/L	ND	ND	ND	ND	ND
2-Methylphenol	0.166	UG/L	ND	ND	ND	ND	ND
3-Methylphenol(4-MP is unresolved)		UG/L	NA	NA	NA	NA	NA
4-Methylphenol(3-MP is unresolved)	0.243	UG/L	116	ND	112	73.1	75.3
2,4,5-Trichlorophenol	0.205	UG/L	ND	ND	ND	ND	ND
Total Chlorinated Phenols	0.362	UG/L	0.0	0.0	0.0	0.0	0.0
Total Non-Chlorinated Phenols	0.508	UG/L	164	0.0	170	108	111
Total Phenols	0.508	UG/L	164	0.0	170	108	111

Source: Date: Analyte	Max MDL	Units	EFFLUENT												Average		
			JAN	FEB	MAR	APR	MAY	JUN	JUL	AUG	SEP	OCT	NOV	DEC			
2-Chlorophenol	0.125	UG/L	ND	ND	ND	ND	ND	ND	ND	ND	ND	ND	ND	ND	ND	ND	ND
2,4-Dichlorophenol	0.113	UG/L	ND	ND	ND	ND	ND	ND	ND	ND	ND	ND	ND	ND	ND	ND	ND
4-Chloro-3-methylphenol	0.126	UG/L	ND	ND	ND	ND	ND	ND	ND	ND	ND	ND	ND	ND	ND	ND	ND
2,4,6-Trichlorophenol	0.134	UG/L	ND	ND	ND	ND	ND	ND	ND	ND	ND	ND	ND	ND	ND	ND	ND
Pentachlorophenol	0.362	UG/L	ND	ND	ND	ND	ND	ND	ND	ND	ND	ND	ND	ND	ND	ND	ND
Phenol	0.165	UG/L	ND	ND	ND	ND	ND	ND	ND	ND	ND	ND	ND	ND	ND	ND	ND
2-Nitrophenol	0.168	UG/L	ND	ND	ND	ND	ND	ND	ND	ND	ND	ND	ND	ND	ND	ND	ND
2,4-Dimethylphenol	0.240	UG/L	ND	ND	ND	ND	ND	ND	ND	ND	ND	ND	ND	ND	ND	ND	ND
2,4-Dinitrophenol	0.508	UG/L	ND	ND	ND	ND	ND	ND	ND	ND	ND	ND	ND	ND	ND	ND	ND
4-Nitrophenol	0.166	UG/L	ND	ND	ND	ND	ND	ND	ND	ND	ND	ND	ND	ND	ND	ND	ND
4,6-dinitro-2-methylphenol	0.159	UG/L	ND	ND	ND	ND	ND	ND	ND	ND	ND	ND	ND	ND	ND	ND	ND
2-Methylphenol	0.166	UG/L	ND	ND	ND	ND	ND	ND	ND	ND	ND	ND	ND	ND	ND	ND	ND
3-Methylphenol(4-MP is unresolved)		UG/L	NA	NA	NA	NA	NA	NA	NA	NA	NA	NA	NA	NA	NA	NA	NA
4-Methylphenol(3-MP is unresolved)	0.243	UG/L	ND	ND	ND	ND	ND	ND	ND	ND	ND	ND	ND	ND	ND	ND	ND
2,4,5-Trichlorophenol	0.205	UG/L	ND	ND	ND	ND	ND	ND	ND	ND	ND	ND	ND	ND	ND	ND	ND
Total Chlorinated Phenols	0.362	UG/L	0.0	0.0	0.0	0.0	0.0	0.0	0.0	0.0	0.0	0.0	0.0	0.0	0.0	0.0	0.0
Total Non-Chlorinated Phenols	0.508	UG/L	0.0	0.0	0.0	0.0	0.0	0.0	0.0	0.0	0.0	0.0	0.0	0.0	0.0	0.0	0.0
Total Phenols	0.508	UG/L	0.0	0.0	0.0	0.0	0.0	0.0	0.0	0.0	0.0	0.0	0.0	0.0	0.0	0.0	0.0

ND=not detected; NS=not sampled; NA=not analyzed

SOUTH BAY WATER RECLAMATION PLANT
SAMPLE SOURCE: INFLUENT (SB_INF_02)

ANNUAL 2021

Priority Pollutants Base/Neutral Compounds
EPA Method 625.1

Source: Date: Analyte	Max MDL	Units	INFLUENT				Average
			FEB Avg	MAY Avg	AUG Avg	OCT Avg	
Bis-(2-chloroethyl) ether	0.146	UG/L	ND	ND	ND	ND	ND
Bis-(2-chloroisopropyl) ether	0.199	UG/L	ND	ND	ND	ND	ND
N-nitrosodi-n-propylamine	0.197	UG/L	ND	ND	ND	ND	ND
Nitrobenzene	0.148	UG/L	ND	ND	ND	ND	ND
Hexachloroethane	0.115	UG/L	ND	ND*	ND	ND	ND
Isophorone	0.158	UG/L	ND	ND	ND	ND	ND
Bis-(2-chloroethoxy) methane	0.135	UG/L	ND	ND	ND	ND	ND
1,2,4-Trichlorobenzene	0.113	UG/L	ND	ND	ND	ND	ND
Naphthalene	0.0986	UG/L	ND	ND	ND	ND	ND
Hexachlorobutadiene	0.102	UG/L	ND	ND	ND	ND	ND
Hexachlorocyclopentadiene	0.178	UG/L	ND	ND	ND	ND	ND
Acenaphthylene	0.107	UG/L	ND	ND	ND	ND	ND
Dimethyl phthalate	0.14	UG/L	ND	ND	ND	ND	ND
2,6-Dinitrotoluene	0.231	UG/L	ND	ND	ND	ND	ND
Acenaphthene	0.104	UG/L	ND	ND	ND	ND	ND
2,4-Dinitrotoluene	0.171	UG/L	ND	ND	ND	ND	ND
Fluorene	0.136	UG/L	ND	ND	ND	ND	ND
4-Chlorophenyl phenyl ether	0.137	UG/L	ND	ND	ND	ND	ND
Diethyl phthalate	0.455	UG/L	3.65	ND	4.31	4.10	3.02
N-nitrosodiphenylamine	0.193	UG/L	ND	DNQ0.2	ND	ND	DNQ0.05
4-Bromophenyl phenyl ether	0.137	UG/L	ND	ND	ND	ND	ND
Hexachlorobenzene	0.0953	UG/L	ND	ND	ND	ND	ND
Phenanthrene	0.0431	UG/L	ND	ND	ND	ND	ND
Anthracene	0.073	UG/L	ND	ND	ND	ND	ND
Di-n-butyl phthalate	0.21	UG/L	ND	ND	ND	ND	ND
N-nitrosodimethylamine	0.205	UG/L	ND	ND	ND	ND	ND
Fluoranthene	0.0675	UG/L	ND	ND	ND	ND	ND
Pyrene	0.157	UG/L	ND	ND	ND	ND	ND
Benzidine	3.07	UG/L	ND	ND	ND	ND	ND
Butyl benzyl phthalate	0.181	UG/L	ND	ND	ND	ND	ND
Chrysene	0.0778	UG/L	ND	ND	ND	ND	ND
Benzo[a]anthracene	0.0764	UG/L	ND	ND	ND	ND	ND
Bis-(2-ethylhexyl) phthalate	2.75	UG/L	11.5	ND	8.95	53.2	18.4
Di-n-octyl phthalate	0.11	UG/L	ND	ND	ND	ND	ND
3,3-Dichlorobenzidine	3.4	UG/L	ND	ND	ND	ND	ND
Benzo[k]fluoranthene	0.13	UG/L	ND	ND	ND	ND	ND
3,4-Benzo(b)fluoranthene	0.125	UG/L	ND	ND	ND	ND	ND
Benzo[a]pyrene	0.133	UG/L	ND	ND	ND	ND	ND
Indeno(1,2,3-CD)pyrene	0.129	UG/L	ND	ND	ND	ND	ND
Dibenzo(a,h)anthracene	0.142	UG/L	ND	ND	ND	ND	ND
Benzo[g,h,i]perylene	0.134	UG/L	ND	ND	ND	ND	ND
1,2-Diphenylhydrazine	0.236	UG/L	ND	ND	ND	ND	ND
Polynuc. Aromatic Hydrocarbons	0.157	UG/L	0.0	0.0	0.0	0.0	0.0
Base/Neutral Compounds	3.4	UG/L	15.2	0.0	13.3	57.3	21.5

Additional analytes determined

1-Methylnaphthalene	0.121	UG/L	ND	ND	ND	ND	ND
2-Methylnaphthalene	0.107	UG/L	ND	ND	ND	ND	ND
2,6-Dimethylnaphthalene	0.112	UG/L	ND	ND	ND	ND	ND
1,6,7-Trimethylnaphthalene	0.16	UG/L	ND	ND	ND	ND	ND
1-Methylphenanthrene	0.0987	UG/L	ND	ND	ND	ND	ND
Benzo[e]pyrene	0.143	UG/L	ND	ND	ND	ND	ND
Perylene	0.212	UG/L	ND	ND*	ND	ND	ND
Biphenyl	0.119	UG/L	ND	ND	ND	ND	ND
Pyridine	0.154	UG/L	1.02	DNQ0.2	ND	ND	DNQ0.31

ND= not detected, NA= not analyzed, NS= not sampled

*= The internal check sample and matrix spike recoveries in the QC sample (LCS, LCSD, MS and MSD) are outside method acceptance limits; sample result not included in average calculations.

SOUTH BAY WATER RECLAMATION PLANT
SAMPLE SOURCE: EFFLUENT (SB_OUTFALL_01)

ANNUAL 2021

Priority Pollutants Base/Neutral Compounds
EPA Method 625.1

Source: Date: Analyte	Max	MDL	Units	EFFLUENT					Average
				FEB Avg	MAY Avg	JUN Avg	AUG Avg	OCT Avg	
Bis-(2-chloroethyl) ether	0.161		UG/L	ND	ND	ND	ND	ND	ND
Bis-(2-chloroisopropyl) ether	0.22		UG/L	ND	ND	ND	ND	ND	ND
N-nitrosodi-n-propylamine	0.217		UG/L	ND	ND	ND	ND	ND	ND
Nitrobenzene	0.164		UG/L	ND	ND	ND	ND	ND	ND
Hexachloroethane	0.13		UG/L	ND	ND*	ND	ND	ND	ND
Isophorone	0.175		UG/L	ND	ND	ND	ND	ND	ND
Bis-(2-chloroethoxy) methane	0.149		UG/L	ND	ND	ND	ND	ND	ND
1,2,4-Trichlorobenzene	0.117		UG/L	ND	ND	ND	ND	ND	ND
Naphthalene	0.109		UG/L	ND	ND	ND	ND	ND	ND
Hexachlorobutadiene	0.113		UG/L	ND	ND	ND	ND	ND	ND
Hexachlorocyclopentadiene	0.197		UG/L	ND	ND	ND	ND	ND	ND
Acenaphthylene	0.118		UG/L	ND	ND	ND	ND	ND	ND
Dimethyl phthalate	0.154		UG/L	ND	ND	ND	ND	ND	ND
2,6-Dinitrotoluene	0.255		UG/L	ND	ND	ND	ND	ND	ND
Acenaphthene	0.115		UG/L	ND	ND	ND	ND	ND	ND
2,4-Dinitrotoluene	0.189		UG/L	ND	ND	ND	ND	ND	ND
Fluorene	0.15		UG/L	ND	ND	ND	ND	ND	ND
4-Chlorophenyl phenyl ether	0.152		UG/L	ND	ND	ND	ND	ND	ND
Diethyl phthalate	0.502		UG/L	ND	ND	ND	ND	ND	ND
N-nitrosodiphenylamine	0.214		UG/L	ND	ND	ND	ND	ND	ND
4-Bromophenyl phenyl ether	0.152		UG/L	ND	ND	ND	ND	ND	ND
Hexachlorobenzene	0.105		UG/L	ND	ND	ND	ND	ND	ND
Phenanthrene	0.0476		UG/L	ND	ND	ND	ND	ND	ND
Anthracene	0.0806		UG/L	ND	ND	ND	ND	ND	ND
Di-n-butyl phthalate	0.232		UG/L	ND	ND	ND	ND	ND	ND
N-nitrosodimethylamine	0.227		UG/L	ND	ND	ND	ND	ND	ND
Fluoranthene	0.0745		UG/L	ND	ND	ND	ND	ND	ND
Pyrene	0.174		UG/L	ND	ND	ND	ND	ND	ND
Benzidine	3.39		UG/L	ND	ND	ND	ND	ND	ND
Butyl benzyl phthalate	0.188		UG/L	ND	ND	ND	ND	ND	ND
Chrysene	0.0859		UG/L	ND	ND	ND	ND	ND	ND
Benzo[a]anthracene	0.0843		UG/L	ND	ND	ND	ND	ND	ND
Bis-(2-ethylhexyl) phthalate	3.03		UG/L	ND	ND	ND	ND	ND	ND
Di-n-octyl phthalate	0.121		UG/L	ND	ND	ND	ND	ND	ND
3,3-Dichlorobenzidine	3.75		UG/L	ND	ND	ND	ND	ND	ND
Benzo[k]fluoranthene	0.143		UG/L	ND	ND	ND	ND	ND	ND
3,4-Benzo(b)fluoranthene	0.131		UG/L	ND	ND	ND	ND	ND	ND
Benzo[a]pyrene	0.147		UG/L	ND	ND	ND	ND	ND	ND
Indeno(1,2,3-CD)pyrene	0.142		UG/L	ND	ND	ND	ND	ND	ND
Dibenzo(a,h)anthracene	0.157		UG/L	ND	ND	ND	ND	ND	ND
Benzo[g,h,i]perylene	0.148		UG/L	ND	ND	ND	ND	ND	ND
1,2-Diphenylhydrazine	0.261		UG/L	ND	ND	ND	ND	ND	ND
Polynuc. Aromatic Hydrocarbons	0.174		UG/L	0.0	0.0	0.0	0.0	0.0	0.0
Base/Neutral Compounds	3.75		UG/L	0.0	0.0	0.0	0.0	0.0	0.0
1-Methylnaphthalene	0.133		UG/L	ND	ND	ND	ND	ND	ND
2-Methylnaphthalene	0.118		UG/L	ND	ND	ND	ND	ND	ND
2,6-Dimethylnaphthalene	0.124		UG/L	ND	ND	ND	ND	ND	ND
1,6,7-Trimethylnaphthalene	0.177		UG/L	ND	ND	ND	ND	ND	ND
1-Methylphenanthrene	0.109		UG/L	ND	ND	ND	ND	ND	ND
Benzo[e]pyrene	0.158		UG/L	ND	ND	ND	ND	ND	ND
Perylene	0.24		UG/L	ND	ND*	ND	ND	ND	ND
Biphenyl	0.131		UG/L	ND	ND	ND	ND	ND	ND
Pyridine	0.17		UG/L	ND	ND	ND	ND	ND	ND

ND= not detected, NA= not analyzed, NS= not sampled

*= The internal check sample and matrix spike recoveries in the QC sample (LCS, LCSD, MS and MSD) are outside method acceptance limits; sample result not included in average calculations.

SOUTH BAY WATER RECLAMATION PLANT
SOURCE: INFLUENT (SB_INF_02)

ANNUAL 2021

Priority Pollutants Purgeables
EPA Method 624.1

Source:	INFLUENT						
Date:			FEB	MAY	AUG	OCT	
Analyte	Max MDL	Units					Average
Chloromethane	0.238	UG/L	ND	ND	ND	ND	ND
Vinyl chloride	0.242	UG/L	ND	ND	ND	ND	ND
Bromomethane	0.793	UG/L	ND	ND	ND	ND	ND
Chloroethane	0.265	UG/L	ND	1.31	ND	ND	0.328
Trichlorofluoromethane	0.248	UG/L	ND	ND	ND	ND	ND
Acrolein	1.24	UG/L	ND	ND	ND	ND	ND
1,1-Dichloroethane	0.278	UG/L	ND	ND	ND	ND	ND
Methylene chloride	0.283	UG/L	DNQ0.724	DNQ0.375	DNQ0.602	DNQ0.481	DNQ0.546
trans-1,2-dichloroethene	0.287	UG/L	ND	ND	ND	ND	ND
1,1-Dichloroethene	0.253	UG/L	ND	ND	ND	ND	ND
Acrylonitrile	0.550	UG/L	ND	ND	ND	ND	ND
Chloroform	0.299	UG/L	3.27	DNQ1.35	2.06	DNQ1.23	DNQ1.98
1,1,1-Trichloroethane	0.320	UG/L	ND	ND	ND	ND	ND
Carbon tetrachloride	0.333	UG/L	ND	ND	ND	ND	ND
Benzene	0.173	UG/L	ND	ND	ND	ND	ND
1,2-Dichloroethane	0.236	UG/L	ND	ND	ND	ND	ND
Trichloroethene	0.328	UG/L	ND	ND	ND	ND	ND
1,2-Dichloropropane	0.392	UG/L	ND	ND	ND	ND	ND
Bromodichloromethane	0.445	UG/L	ND	DNQ1.92	ND	ND	DNQ0.48
2-Chloroethylvinyl ether	0.290	UG/L	ND	ND	ND	ND	ND
cis-1,3-dichloropropene	0.392	UG/L	ND	ND	ND	ND	ND
Toluene	0.245	UG/L	3.41	3.59	2.63	DNQ1.46	DNQ2.77
trans-1,3-dichloropropene	0.526	UG/L	ND	ND	ND	ND	ND
1,1,2-Trichloroethane	0.363	UG/L	ND	ND	ND	ND	ND
Tetrachloroethene	0.209	UG/L	ND	ND	ND	ND	ND
Dibromochloromethane	0.545	UG/L	ND	2.75	ND	ND	0.688
Chlorobenzene	0.276	UG/L	ND	ND	ND	ND	ND
Ethylbenzene	0.260	UG/L	ND	ND	ND	ND	ND
Bromoform	0.447	UG/L	ND	DNQ1.78	ND	ND	DNQ0.445
1,1,2,2-Tetrachloroethane	0.349	UG/L	ND	ND	ND	ND	ND
1,3-Dichlorobenzene	0.318	UG/L	ND	ND	ND	ND	ND
1,4-Dichlorobenzene	0.319	UG/L	DNQ0.543	ND	DNQ0.374	DNQ0.427	DNQ0.336
1,2-Dichlorobenzene	0.289	UG/L	ND	ND	ND	ND	ND
Halomethane Purgeable Cmpnds	0.793	UG/L	0.00	0.00	0.00	0.00	0.45
Total Dichlorobenzenes		UG/L	0.00	0.00	0.00	0.00	0.00
Total Chloromethanes	0.333	UG/L	3.27	0.00	2.06	0.00	0.00
Purgeable Compounds	1.24	UG/L	6.68	7.65	4.69	0.00	1.02

ND=not detected; NS=not sampled, NA=not analyzed

DNQ= sample result is less than the reported minimum level, but is greater than or equal to the laboratory's method detection limit; trace or estimated concentration.

SOUTH BAY WATER RECLAMATION PLANT
SOURCE: EFFLUENT (SB_OUTFALL_01)

ANNUAL 2021

Priority Pollutants Purgeable Compounds
EPA Method 624.1

Source:	EFFLUENT						
Date:			FEB	MAY	AUG	OCT	
Analyte	Max MDL	Units					Average
Chloromethane	0.238	UG/L	ND	ND	ND	ND	ND
Vinyl chloride	0.242	UG/L	ND	ND	ND	ND	ND
Bromomethane	0.793	UG/L	ND	ND	ND	ND	ND
Chloroethane	0.265	UG/L	ND	ND	ND	ND	ND
Trichlorofluoromethane	0.248	UG/L	ND	ND	ND	ND	ND
Acrolein	1.24	UG/L	ND	ND	ND	ND	ND
1,1-Dichloroethane	0.278	UG/L	ND	ND	ND	ND	ND
Methylene chloride	0.283	UG/L	ND	ND	ND	ND	ND
trans-1,2-dichloroethene	0.287	UG/L	ND	ND	ND	ND	ND
1,1-Dichloroethene	0.253	UG/L	ND	ND	ND	ND	ND
Acrylonitrile	0.550	UG/L	ND	ND	ND	ND	ND
Chloroform	0.299	UG/L	ND	ND	ND	ND	ND
1,1,1-Trichloroethane	0.320	UG/L	ND	ND	ND	ND	ND
Carbon tetrachloride	0.333	UG/L	ND	ND	ND	ND	ND
Benzene	0.173	UG/L	ND	ND	ND	ND	ND
1,2-Dichloroethane	0.236	UG/L	ND	ND	ND	ND	ND
Trichloroethene	0.328	UG/L	ND	ND	ND	ND	ND
1,2-Dichloropropane	0.392	UG/L	ND	ND	ND	ND	ND
Bromodichloromethane	0.445	UG/L	ND	ND	ND	ND	ND
2-Chloroethylvinyl ether	0.290	UG/L	ND	ND	ND	ND	ND
cis-1,3-dichloropropene	0.392	UG/L	ND	ND	ND	ND	ND
Toluene	0.245	UG/L	ND	ND	ND	ND	ND
trans-1,3-dichloropropene	0.526	UG/L	ND	ND	ND	ND	ND
1,1,2-Trichloroethane	0.363	UG/L	ND	ND	ND	ND	ND
Tetrachloroethene	0.209	UG/L	ND	ND	ND	ND	ND
Dibromochloromethane	0.545	UG/L	ND	ND	ND	ND	ND
Chlorobenzene	0.276	UG/L	ND	ND	ND	ND	ND
Ethylbenzene	0.260	UG/L	ND	ND	ND	ND	ND
Bromoform	0.447	UG/L	ND	ND	ND	ND	ND
1,1,2,2-Tetrachloroethane	0.349	UG/L	ND	ND	ND	ND	ND
1,3-Dichlorobenzene	0.318	UG/L	ND	ND	ND	ND	ND
1,4-Dichlorobenzene	0.319	UG/L	ND	ND	ND	ND	ND
1,2-Dichlorobenzene	0.289	UG/L	ND	ND	ND	ND	ND
Halomethane Purgeable Cmpnds	0.793	UG/L	0.00	0.00	0.00	0.00	0.00
Total Dichlorobenzenes	0.319	UG/L	0.00	0.00	0.00	0.00	0.00
Total Chloromethanes	0.333	UG/L	0.00	0.00	0.00	0.00	0.00
Purgeable Compounds	1.24	UG/L	0.00	0.00	0.00	0.00	0.00

ND=not detected; NS=not sampled; NA=not analyzed

SOUTH BAY WATER RECLAMATION PLANT
SAMPLE SOURCE: INFLUENT (SB_INF_02)

ANNUAL 2021

Dioxin and Furan Analysis
EPA Method 1613

Source:				INF	INF	INF	INF
Date:				JAN	FEB	MAR	APR
Analyte	MDL	Units	Equiv	P1211419	P1218963	P1222480	P1228776
2,3,7,8-tetra CDD	0.477	PG/L	1.000	ND	ND	ND	ND
1,2,3,7,8-penta CDD	0.592	PG/L	0.500	ND	ND	ND	ND
1,2,3,4,7,8_hexa_CDD	0.757	PG/L	0.100	ND	ND	ND	ND
1,2,3,6,7,8-hexa CDD	0.723	PG/L	0.100	ND	ND	ND	ND
1,2,3,7,8,9-hexa CDD	0.68	PG/L	0.100	ND	ND	ND	ND
1,2,3,4,6,7,8-hepta CDD	0.881	PG/L	0.010	DNQ11.6	DNQ13.2	DNQ7.32	DNQ11.8
octa CDD	1.73	PG/L	0.001	105	129	59.0	86.1
2,3,7,8-tetra CDF	0.397	PG/L	0.100	ND	ND	ND	ND
1,2,3,7,8-penta CDF	0.532	PG/L	0.050	ND	ND	ND	ND
2,3,4,7,8-penta CDF	0.579	PG/L	0.500	ND	ND	ND	ND
1,2,3,4,7,8-hexa CDF	0.472	PG/L	0.100	ND	ND	ND	ND
1,2,3,6,7,8-hexa CDF	0.486	PG/L	0.100	ND	ND	ND	ND
1,2,3,7,8,9-hexa CDF	0.607	PG/L	0.100	ND	ND	ND	ND
2,3,4,6,7,8-hexa CDF	0.528	PG/L	0.100	ND	ND	ND	ND
1,2,3,4,6,7,8-hepta CDF	0.627	PG/L	0.010	DNQ3.26	DNQ2.97	DNQ2.45	DNQ2.25
1,2,3,4,7,8,9-hepta CDF	0.831	PG/L	0.010	ND	ND	ND	ND
octa CDF	1.01	PG/L	0.001	DNQ5.38	DNQ4.73	DNQ4.26	DNQ4.73

Source:				INF	INF	INF	INF
Date:				MAY	JUN	JUL	AUG
Analyte	MDL	Units	Equiv	P1236419	P1239593	P1247103	P1253091
2,3,7,8-tetra CDD	0.477	PG/L	1.000	ND	ND	ND	ND
1,2,3,7,8-penta CDD	0.592	PG/L	0.500	ND	ND	ND	ND
1,2,3,4,7,8_hexa_CDD	0.757	PG/L	0.100	ND	ND	ND	ND
1,2,3,6,7,8-hexa CDD	0.723	PG/L	0.100	ND	ND	ND	DNQ8.28
1,2,3,7,8,9-hexa CDD	0.68	PG/L	0.100	ND	ND	ND	ND
1,2,3,4,6,7,8-hepta CDD	0.881	PG/L	0.010	DNQ2.48	DNQ10.5	DNQ16.2	48.0
octa CDD	1.73	PG/L	0.001	DNQ18.8	133	80.5	89.4
2,3,7,8-tetra CDF	0.397	PG/L	0.100	ND	ND	ND	ND
1,2,3,7,8-penta CDF	0.532	PG/L	0.050	ND	ND	ND	DNQ1.34
2,3,4,7,8-penta CDF	0.579	PG/L	0.500	ND	ND	ND	ND
1,2,3,4,7,8-hexa CDF	0.472	PG/L	0.100	ND	ND	ND	ND
1,2,3,6,7,8-hexa CDF	0.486	PG/L	0.100	ND	ND	ND	DNQ1.15
1,2,3,7,8,9-hexa CDF	0.607	PG/L	0.100	ND	ND	ND	ND
2,3,4,6,7,8-hexa CDF	0.528	PG/L	0.100	ND	ND	ND	ND
1,2,3,4,6,7,8-hepta CDF	0.627	PG/L	0.010	ND	DNQ3.48	DNQ1.99	DNQ2.49
1,2,3,4,7,8,9-hepta CDF	0.831	PG/L	0.010	ND	ND	ND	ND
octa CDF	1.01	PG/L	0.001	ND	DNQ6.47	ND	DNQ6.45

Source:				INF	INF	INF	INF
Date:				SEP	OCT	NOV	DEC
Analyte	MDL	Units	Equiv	P1258605	P1264333	P1267294	P1274868
2,3,7,8-tetra CDD	0.477	PG/L	1.000	ND	ND	ND	ND
1,2,3,7,8-penta CDD	0.592	PG/L	0.500	ND	ND	ND	ND
1,2,3,4,7,8_hexa_CDD	0.757	PG/L	0.100	ND	ND	ND	ND
1,2,3,6,7,8-hexa CDD	0.723	PG/L	0.100	DNQ7.62	ND	ND	ND
1,2,3,7,8,9-hexa CDD	0.68	PG/L	0.100	ND	ND	ND	ND
1,2,3,4,6,7,8-hepta CDD	0.881	PG/L	0.010	39.9	DNQ14.7	DNQ9.62	DNQ12.2
octa CDD	1.73	PG/L	0.001	79.0	147	86.7	106
2,3,7,8-tetra CDF	0.397	PG/L	0.100	ND	ND	ND	ND
1,2,3,7,8-penta CDF	0.532	PG/L	0.050	ND	ND	ND	ND
2,3,4,7,8-penta CDF	0.579	PG/L	0.500	ND	ND	ND	ND
1,2,3,4,7,8-hexa CDF	0.472	PG/L	0.100	ND	ND	ND	ND
1,2,3,6,7,8-hexa CDF	0.486	PG/L	0.100	ND	ND	ND	ND
1,2,3,7,8,9-hexa CDF	0.607	PG/L	0.100	ND	ND	ND	ND
2,3,4,6,7,8-hexa CDF	0.528	PG/L	0.100	ND	ND	ND	ND
1,2,3,4,6,7,8-hepta CDF	0.627	PG/L	0.010	ND	DNQ5.09	ND	ND
1,2,3,4,7,8,9-hepta CDF	0.831	PG/L	0.010	ND	ND	ND	ND
octa CDF	1.01	PG/L	0.001	ND	DNQ10.5	DNQ4.99	ND

Above are permit required CDD/CDF isomers.

ND= not detected, NA= not analyzed, NS= not sampled

DNQ = sample result is less than the reported minimum level, but is greater than or equal to the laboratory's method detection limit; trace or estimated concentration.

Analyzed by: Frontier Analytical Laboratories

SOUTH BAY WATER RECLAMATION PLANT
SAMPLE SOURCE: EFFLUENT (SB_OUTFALL_01)

ANNUAL 2021

Dioxin and Furan Analysis
EPA Method 1613

Source:				EFF	EFF	EFF	EFF
Date:				JAN	FEB	MAR	APR
Analyte	MDL	Units	Equiv	P1211422	P1218968	P1222483	P1228779
2,3,7,8-tetra CDD	0.477	PG/L	1.000	ND	ND	ND	ND
1,2,3,7,8-penta CDD	0.592	PG/L	0.500	ND	ND	ND	ND
1,2,3,4,7,8_hexa_CDD	0.757	PG/L	0.100	ND	ND	ND	ND
1,2,3,6,7,8-hexa CDD	0.723	PG/L	0.100	ND	ND	ND	ND
1,2,3,7,8,9-hexa CDD	0.68	PG/L	0.100	ND	ND	ND	ND
1,2,3,4,6,7,8-hepta CDD	0.881	PG/L	0.010	ND	ND	ND	ND
octa CDD	1.73	PG/L	0.001	ND	ND	ND	ND
2,3,7,8-tetra CDF	0.397	PG/L	0.100	ND	ND	ND	ND
1,2,3,7,8-penta CDF	0.532	PG/L	0.050	ND	ND	ND	ND
2,3,4,7,8-penta CDF	0.579	PG/L	0.500	ND	ND	ND	ND
1,2,3,4,7,8-hexa CDF	0.472	PG/L	0.100	ND	ND	ND	ND
1,2,3,6,7,8-hexa CDF	0.486	PG/L	0.100	ND	ND	ND	ND
1,2,3,7,8,9-hexa CDF	0.607	PG/L	0.100	ND	ND	ND	ND
2,3,4,6,7,8-hexa CDF	0.528	PG/L	0.100	ND	ND	ND	ND
1,2,3,4,6,7,8-hepta CDF	0.627	PG/L	0.010	ND	ND	ND	ND
1,2,3,4,7,8,9-hepta CDF	0.831	PG/L	0.010	ND	ND	ND	ND
octa CDF	1.01	PG/L	0.001	ND	ND	ND	ND

Source:				EFF	EFF	EFF	EFF
Date:				MAY	JUN	JUL	AUG
Analyte	MDL	Units	Equiv	P1236424	P1239596	P1247106	P1253096
2,3,7,8-tetra CDD	0.477	PG/L	1.000	ND	ND	ND	ND
1,2,3,7,8-penta CDD	0.592	PG/L	0.500	ND	ND	ND	ND
1,2,3,4,7,8_hexa_CDD	0.757	PG/L	0.100	ND	ND	ND	ND
1,2,3,6,7,8-hexa CDD	0.723	PG/L	0.100	ND	ND	ND	ND
1,2,3,7,8,9-hexa CDD	0.68	PG/L	0.100	ND	ND	ND	ND
1,2,3,4,6,7,8-hepta CDD	0.881	PG/L	0.010	ND	ND	ND	ND
octa CDD	1.73	PG/L	0.001	ND	DNQ11.5	ND	ND
2,3,7,8-tetra CDF	0.397	PG/L	0.100	ND	ND	ND	ND
1,2,3,7,8-penta CDF	0.532	PG/L	0.050	ND	ND	ND	ND
2,3,4,7,8-penta CDF	0.579	PG/L	0.500	ND	ND	ND	ND
1,2,3,4,7,8-hexa CDF	0.472	PG/L	0.100	ND	ND	ND	ND
1,2,3,6,7,8-hexa CDF	0.486	PG/L	0.100	ND	ND	ND	ND
1,2,3,7,8,9-hexa CDF	0.607	PG/L	0.100	ND	ND	ND	ND
2,3,4,6,7,8-hexa CDF	0.528	PG/L	0.100	ND	ND	ND	ND
1,2,3,4,6,7,8-hepta CDF	0.627	PG/L	0.010	ND	ND	ND	ND
1,2,3,4,7,8,9-hepta CDF	0.831	PG/L	0.010	ND	ND	ND	ND
octa CDF	1.01	PG/L	0.001	ND	ND	ND	ND

Source:				EFF	EFF	EFF	EFF
Date:				SEP	OCT	NOV	DEC
Analyte	MDL	Units	Equiv	P1258608	P1264338	P1267297	P1274871
2,3,7,8-tetra CDD	0.477	PG/L	1.000	ND	ND	ND	ND
1,2,3,7,8-penta CDD	0.592	PG/L	0.500	ND	ND	ND	ND
1,2,3,4,7,8_hexa_CDD	0.757	PG/L	0.100	ND	ND	ND	ND
1,2,3,6,7,8-hexa CDD	0.723	PG/L	0.100	ND	ND	ND	ND
1,2,3,7,8,9-hexa CDD	0.68	PG/L	0.100	ND	ND	ND	ND
1,2,3,4,6,7,8-hepta CDD	0.881	PG/L	0.010	ND	ND	ND	ND
octa CDD	1.73	PG/L	0.001	ND	ND	DNQ15.3	ND
2,3,7,8-tetra CDF	0.397	PG/L	0.100	ND	ND	ND	ND
1,2,3,7,8-penta CDF	0.532	PG/L	0.050	ND	ND	ND	ND
2,3,4,7,8-penta CDF	0.579	PG/L	0.500	ND	ND	ND	ND
1,2,3,4,7,8-hexa CDF	0.472	PG/L	0.100	ND	ND	ND	ND
1,2,3,6,7,8-hexa CDF	0.486	PG/L	0.100	ND	ND	ND	ND
1,2,3,7,8,9-hexa CDF	0.607	PG/L	0.100	ND	ND	ND	ND
2,3,4,6,7,8-hexa CDF	0.528	PG/L	0.100	ND	ND	ND	ND
1,2,3,4,6,7,8-hepta CDF	0.627	PG/L	0.010	ND	ND	ND	ND
1,2,3,4,7,8,9-hepta CDF	0.831	PG/L	0.010	ND	ND	ND	ND
octa CDF	1.01	PG/L	0.001	ND	ND	ND	ND

Above are permit required CDD/CDF isomers.

ND= not detected, NA= not analyzed, NS= not sampled

DNQ = sample result is less than the reported minimum level, but is greater than or equal to the laboratory's method detection limit; trace or estimated concentration.

Analyzed by: Frontier Analytical Laboratories

SOUTH BAY WATER RECLAMATION PLANT
SAMPLE SOURCE: INFLUENT (SB_INF_02)

ANNUAL 2021

Dioxin and Furan Analysis
EPA Method 1613

Source:				INF	INF	INF	INF
Date:				TCCD	TCCD	TCCD	TCCD
Analyte	MDL	Units	Equiv	JAN	FEB	MAR	APR
				P1211419	P1218963	P1222480	P1228776
2,3,7,8-tetra CDD	0.477	PG/L	1.000	ND	ND	ND	ND
1,2,3,7,8-penta CDD	0.592	PG/L	0.500	ND	ND	ND	ND
1,2,3,4,7,8_hexa_CDD	0.757	PG/L	0.100	ND	ND	ND	ND
1,2,3,6,7,8-hexa CDD	0.723	PG/L	0.100	ND	ND	ND	ND
1,2,3,7,8,9-hexa CDD	0.68	PG/L	0.100	ND	ND	ND	ND
1,2,3,4,6,7,8-hepta CDD	0.881	PG/L	0.010	DNQ0.116	DNQ0.132	DNQ0.0732	DNQ0.118
octa CDD	1.73	PG/L	0.001	0.105	0.129	0.059	0.0861
2,3,7,8-tetra CDF	0.397	PG/L	0.100	ND	ND	ND	ND
1,2,3,7,8-penta CDF	0.532	PG/L	0.050	ND	ND	ND	ND
2,3,4,7,8-penta CDF	0.579	PG/L	0.500	ND	ND	ND	ND
1,2,3,4,7,8-hexa CDF	0.472	PG/L	0.100	ND	ND	ND	ND
1,2,3,6,7,8-hexa CDF	0.486	PG/L	0.100	ND	ND	ND	ND
1,2,3,7,8,9-hexa CDF	0.607	PG/L	0.100	ND	ND	ND	ND
2,3,4,6,7,8-hexa CDF	0.528	PG/L	0.100	ND	ND	ND	ND
1,2,3,4,6,7,8-hepta CDF	0.627	PG/L	0.010	DNQ0.0326	DNQ0.0297	DNQ0.0245	DNQ0.0225
1,2,3,4,7,8,9-hepta CDF	0.831	PG/L	0.010	ND	ND	ND	ND
octa CDF	1.01	PG/L	0.001	DNQ0.00538	DNQ0.00473	DNQ0.00426	DNQ0.00473

Source:				INF	INF	INF	INF
Date:				TCCD	TCCD	TCCD	TCCD
Analyte	MDL	Units	Equiv	MAY	JUN	JUL	AUG
				P1236419	P1239593	P1247103	P1253091
2,3,7,8-tetra CDD	0.477	PG/L	1.000	ND	ND	ND	ND
1,2,3,7,8-penta CDD	0.592	PG/L	0.500	ND	ND	ND	ND
1,2,3,4,7,8_hexa_CDD	0.757	PG/L	0.100	ND	ND	ND	ND
1,2,3,6,7,8-hexa CDD	0.723	PG/L	0.100	ND	ND	ND	DNQ0.828
1,2,3,7,8,9-hexa CDD	0.68	PG/L	0.100	ND	ND	ND	ND
1,2,3,4,6,7,8-hepta CDD	0.881	PG/L	0.010	DNQ0.0248	DNQ0.105	DNQ0.162	0.48
octa CDD	1.73	PG/L	0.001	DNQ0.0188	0.133	0.0805	0.0894
2,3,7,8-tetra CDF	0.397	PG/L	0.100	ND	ND	ND	ND
1,2,3,7,8-penta CDF	0.532	PG/L	0.050	ND	ND	ND	DNQ0.067
2,3,4,7,8-penta CDF	0.579	PG/L	0.500	ND	ND	ND	ND
1,2,3,4,7,8-hexa CDF	0.472	PG/L	0.100	ND	ND	ND	ND
1,2,3,6,7,8-hexa CDF	0.486	PG/L	0.100	ND	ND	ND	DNQ0.115
1,2,3,7,8,9-hexa CDF	0.607	PG/L	0.100	ND	ND	ND	ND
2,3,4,6,7,8-hexa CDF	0.528	PG/L	0.100	ND	ND	ND	ND
1,2,3,4,6,7,8-hepta CDF	0.627	PG/L	0.010	ND	DNQ0.0348	DNQ0.0199	DNQ0.0249
1,2,3,4,7,8,9-hepta CDF	0.831	PG/L	0.010	ND	ND	ND	ND
octa CDF	1.01	PG/L	0.001	ND	DNQ0.00647	ND	DNQ0.00645

Source:				INF	INF	INF	INF
Date:				TCCD	TCCD	TCCD	TCCD
Analyte	MDL	Units	Equiv	SEP	OCT	NOV	DEC
				P1258605	P1264333	P1267294	P1274868
2,3,7,8-tetra CDD	0.477	PG/L	1.000	ND	ND	ND	ND
1,2,3,7,8-penta CDD	0.592	PG/L	0.500	ND	ND	ND	ND
1,2,3,4,7,8_hexa_CDD	0.757	PG/L	0.100	ND	ND	ND	ND
1,2,3,6,7,8-hexa CDD	0.723	PG/L	0.100	DNQ0.762	ND	ND	ND
1,2,3,7,8,9-hexa CDD	0.68	PG/L	0.100	ND	ND	ND	ND
1,2,3,4,6,7,8-hepta CDD	0.881	PG/L	0.010	0.399	DNQ0.147	DNQ0.0962	DNQ0.122
octa CDD	1.73	PG/L	0.001	0.079	0.147	0.0867	0.106
2,3,7,8-tetra CDF	0.397	PG/L	0.100	ND	ND	ND	ND
1,2,3,7,8-penta CDF	0.532	PG/L	0.050	ND	ND	ND	ND
2,3,4,7,8-penta CDF	0.579	PG/L	0.500	ND	ND	ND	ND
1,2,3,4,7,8-hexa CDF	0.472	PG/L	0.100	ND	ND	ND	ND
1,2,3,6,7,8-hexa CDF	0.486	PG/L	0.100	ND	ND	ND	ND
1,2,3,7,8,9-hexa CDF	0.607	PG/L	0.100	ND	ND	ND	ND
2,3,4,6,7,8-hexa CDF	0.528	PG/L	0.100	ND	ND	ND	ND
1,2,3,4,6,7,8-hepta CDF	0.627	PG/L	0.010	ND	DNQ0.0509	ND	ND
1,2,3,4,7,8,9-hepta CDF	0.831	PG/L	0.010	ND	ND	ND	ND
octa CDF	1.01	PG/L	0.001	ND	DNQ0.0105	DNQ0.00499	ND

Above are permit required CDD/CDF isomers.

ND= not detected, NA= not analyzed, NS= not sampled

DNQ = sample result is less than the reported minimum level, but is greater than or equal to the laboratory's method detection limit; trace or estimated concentration.

Analyzed by: Frontier Analytical Laboratories

SOUTH BAY WATER RECLAMATION PLANT
SAMPLE SOURCE: EFFLUENT (SB_OUTFALL_01)

ANNUAL 2021

Dioxin and Furan Analysis
EPA Method 1613

Effluent Limit (TCDD): 0.37 pg/L (30-day Average)

Source:				EFF	EFF	EFF	EFF
Date:				TCCD	TCCD	TCCD	TCCD
Analyte	MDL	Units	Equiv	JAN	FEB	MAR	APR
				P1211422	P1218968	P1222483	P1228779
2,3,7,8-tetra CDD	0.477	PG/L	1.000	ND	ND	ND	ND
1,2,3,7,8-penta CDD	0.592	PG/L	0.500	ND	ND	ND	ND
1,2,3,4,7,8_hexa_CDD	0.757	PG/L	0.100	ND	ND	ND	ND
1,2,3,6,7,8-hexa_CDD	0.723	PG/L	0.100	ND	ND	ND	ND
1,2,3,7,8,9-hexa CDD	0.68	PG/L	0.100	ND	ND	ND	ND
1,2,3,4,6,7,8-hepta CDD	0.881	PG/L	0.010	ND	ND	ND	ND
octa CDD	1.73	PG/L	0.001	ND	ND	ND	ND
2,3,7,8-tetra CDF	0.397	PG/L	0.100	ND	ND	ND	ND
1,2,3,7,8-penta CDF	0.532	PG/L	0.050	ND	ND	ND	ND
2,3,4,7,8-penta CDF	0.579	PG/L	0.500	ND	ND	ND	ND
1,2,3,4,7,8-hexa CDF	0.472	PG/L	0.100	ND	ND	ND	ND
1,2,3,6,7,8-hexa CDF	0.486	PG/L	0.100	ND	ND	ND	ND
1,2,3,7,8,9-hexa CDF	0.607	PG/L	0.100	ND	ND	ND	ND
2,3,4,6,7,8-hexa CDF	0.528	PG/L	0.100	ND	ND	ND	ND
1,2,3,4,6,7,8-hepta CDF	0.627	PG/L	0.010	ND	ND	ND	ND
1,2,3,4,7,8,9-hepta CDF	0.831	PG/L	0.010	ND	ND	ND	ND
octa CDF	1.01	PG/L	0.001	ND	ND	ND	ND

Source:				EFF	EFF	EFF	EFF
Date:				TCCD	TCCD	TCCD	TCCD
Analyte	MDL	Units	Equiv	MAY	JUN	JUL	AUG
				P1236424	P1239596	P1247106	P1253096
2,3,7,8-tetra CDD	0.477	PG/L	1.000	ND	ND	ND	ND
1,2,3,7,8-penta CDD	0.592	PG/L	0.500	ND	ND	ND	ND
1,2,3,4,7,8_hexa_CDD	0.757	PG/L	0.100	ND	ND	ND	ND
1,2,3,6,7,8-hexa CDD	0.723	PG/L	0.100	ND	ND	ND	ND
1,2,3,7,8,9-hexa CDD	0.68	PG/L	0.100	ND	ND	ND	ND
1,2,3,4,6,7,8-hepta CDD	0.881	PG/L	0.010	ND	ND	ND	ND
octa CDD	1.73	PG/L	0.001	ND	DNQ0.0115	ND	ND
2,3,7,8-tetra CDF	0.397	PG/L	0.100	ND	ND	ND	ND
1,2,3,7,8-penta CDF	0.532	PG/L	0.050	ND	ND	ND	ND
2,3,4,7,8-penta CDF	0.579	PG/L	0.500	ND	ND	ND	ND
1,2,3,4,7,8-hexa CDF	0.472	PG/L	0.100	ND	ND	ND	ND
1,2,3,6,7,8-hexa CDF	0.486	PG/L	0.100	ND	ND	ND	ND
1,2,3,7,8,9-hexa CDF	0.607	PG/L	0.100	ND	ND	ND	ND
2,3,4,6,7,8-hexa CDF	0.528	PG/L	0.100	ND	ND	ND	ND
1,2,3,4,6,7,8-hepta CDF	0.627	PG/L	0.010	ND	ND	ND	ND
1,2,3,4,7,8,9-hepta CDF	0.831	PG/L	0.010	ND	ND	ND	ND
octa CDF	1.01	PG/L	0.001	ND	ND	ND	ND

Source:				EFF	EFF	EFF	EFF
Date:				TCCD	TCCD	TCCD	TCCD
Analyte	MDL	Units	Equiv	SEP	OCT	NOV	DEC
				P1258608	P1264338	P1267297	P1274871
2,3,7,8-tetra CDD	0.477	PG/L	1.000	ND	ND	ND	ND
1,2,3,7,8-penta CDD	0.592	PG/L	0.500	ND	ND	ND	ND
1,2,3,4,7,8_hexa_CDD	0.757	PG/L	0.100	ND	ND	ND	ND
1,2,3,6,7,8-hexa CDD	0.723	PG/L	0.100	ND	ND	ND	ND
1,2,3,7,8,9-hexa CDD	0.68	PG/L	0.100	ND	ND	ND	ND
1,2,3,4,6,7,8-hepta CDD	0.881	PG/L	0.010	ND	ND	ND	ND
octa CDD	0.173	PG/L	0.001	ND	ND	DNQ0.0153	ND
2,3,7,8-tetra CDF	0.397	PG/L	0.100	ND	ND	ND	ND
1,2,3,7,8-penta CDF	0.532	PG/L	0.050	ND	ND	ND	ND
2,3,4,7,8-penta CDF	0.579	PG/L	0.500	ND	ND	ND	ND
1,2,3,4,7,8-hexa CDF	0.472	PG/L	0.100	ND	ND	ND	ND
1,2,3,6,7,8-hexa CDF	0.486	PG/L	0.100	ND	ND	ND	ND
1,2,3,7,8,9-hexa CDF	0.607	PG/L	0.100	ND	ND	ND	ND
2,3,4,6,7,8-hexa CDF	0.528	PG/L	0.100	ND	ND	ND	ND
1,2,3,4,6,7,8-hepta CDF	0.627	PG/L	0.010	ND	ND	ND	ND
1,2,3,4,7,8,9-hepta CDF	0.831	PG/L	0.010	ND	ND	ND	ND
octa CDF	1.01	PG/L	0.001	ND	ND	ND	ND

Above are permit required CDD/CDF isomers.
ND= not detected, NA= not analyzed, NS= not sampled

DNQ = sample result is less than the reported minimum level, but is greater than or equal to the laboratory's method detection limit; trace or estimated concentration.

SOUTH BAY WATER RECLAMATION PLANT
SAMPLE SOURCE: INFLUENT (SB_INF_02) AND EFFLUENT (SB_OUTFALL_01)

ANNUAL 2021

Anions
EPA Method 300.0

Analyte:	Bromide	Bromide	Chloride	Chloride	Fluoride	Fluoride
Max MDL:	0.5	1	18.7	37.3	0.395	0.079
Units:	MG/L	MG/L	MG/L	MG/L	MG/L	MG/L
Source:	INFLUENT	EFFLUENT	INFLUENT	EFFLUENT	INFLUENT	EFFLUENT
=====						
JANUARY -2021	<0.169	ND	259	244	0.612	0.461
FEBRUARY -2021	<0.338	0.200	270	284	0.287	0.538
MARCH -2021	0.250	0.339	276	259	1.320	0.484
APRIL -2021	0.194	0.688	269	283	0.493	0.528
MAY -2021	0.184	ND	242	284	0.511	0.473
JUNE -2021	0.420	0.275	278	267	0.576	0.586
JULY -2021	0.493	0.384	250	250	0.346	0.550
AUGUST -2021	0.568	0.499	245	290	0.444	0.570
SEPTEMBER-2021	NR	0.820	NR	262	NR	0.549
OCTOBER -2021	<0.500	0.427	217	235	0.435	0.520
NOVEMBER -2021	NR	<1.00	NR	266	NR	0.569
DECEMBER -2021	NR	0.424	NR	258	NR	0.542
=====						
AVERAGE	0.234	0.338	256	265	0.558	0.531

Analyte:	Nitrate	Nitrate	0-Phosphate	0-Phosphate	(as P04)	Sulfate	Sulfate
Max MDL:	2.11	4.22	.42	.122		29.6	5.91
Units:	MG/L	MG/L	MG/L	MG/L		MG/L	MG/L
Source:	INFLUENT	EFFLUENT	INFLUENT	EFFLUENT		INFLUENT	EFFLUENT
=====							
JANUARY -2021	<2.11	13.4*	12.5	1.03		128	176
FEBRUARY -2021	<0.844	31.1	10.2	1.55		132	178
MARCH -2021	0.448	26.9	11.6	1.19		104	164
APRIL -2021	<2.11	34.5	8.53	1.46		118	142
MAY -2021	13.6	38.7	5.95	5.17		164	189
JUNE -2021	<0.422	34.1	12.3	1.61		142	182
JULY -2021	6.38	21.1	11.5	1.99		174	195
AUGUST -2021	1.19	39.9	12.6	1.32		156	174
SEPTEMBER-2021	NR	27.0	NR	1.17		NR	181
OCTOBER -2021	1.91	35.1	14.1	3.80		154	199
NOVEMBER -2021	NR	29.7	NR	0.546		NR	172
DECEMBER -2021	NR	29.5	NR	0.486		NR	193
=====							
AVERAGE	2.61	31.6	11.0	1.78		141	179

ND= not detected; NR= not required

*= Sample was diluted 1:10 due to matrix interference on the nitrate peak.

SOUTH BAY WATER RECLAMATION PLANT
SAMPLE SOURCE: INFLUENT (SB_INF_02) AND EFFLUENT (SB_OUTFALL_01)

ANNUAL 2021

Cations
EPA Method 200.7

Analyte: Max MDL/ Units: Source:	Calcium .052 mg/L		Magnesium .082 mg/L		Lithium .005 mg/L	
	INF	EFF	INF	EFF	INF	EFF
=====	=====	=====	=====	=====	=====	=====
JANUARY -2021	71.0	68.4	29.9	27.4	0.029	0.027
FEBRUARY -2021	76.3	74.0	30.6	29.5	0.027	0.029
MARCH -2021	73.3	69.4	32.0	27.1	0.021	0.025
APRIL -2021	81.7	69.7	31.7	30.7	0.026	0.020
MAY -2021	68.5	73.3	25.9	29.5	0.029	0.030
JUNE -2021	77.3	74.6	31.1	28.7	0.030	0.033
JULY -2021	76.9	75.1	29.3	26.8	0.033	0.036
AUGUST -2021	71.9	68.9	30.6	29.0	0.028	0.028
SEPTEMBER-2021	NR	70.8	NR	29.3	NR	0.033
OCTOBER -2021	78.7	72.6	27.3	26.6	0.039	0.039
NOVEMBER -2021	NR	67.2	NR	27.0	NR	0.029
DECEMBER -2021	NR	72.1	NR	30.5	NR	0.033
=====	=====	=====	=====	=====	=====	=====
Average:	75.1	71.3	29.8	28.5	0.029	0.030

Analyte: Max MDL/ Units: Source:	Sodium .841 mg/L		Potassium .142 mg/L	
	INF	EFF	INF	EFF
=====	=====	=====	=====	=====
JANUARY -2021	228	211	22.8	16.8
FEBRUARY -2021	224	225	21.2	18.2
MARCH -2021	220	203	20.5	16.8
APRIL -2021	221	224	20.3	17.7
MAY -2021	195	215	16.5	17.8
JUNE -2021	216	213	20.0	17.0
JULY -2021	196	199	19.4	16.7
AUGUST -2021	200	220	19.7	17.6
SEPTEMBER-2021	NR	213	NR	17.0
OCTOBER -2021	188	196	19.4	17.7
NOVEMBER -2021	NR	211	NR	16.1
DECEMBER -2021	NR	223	NR	17.3
=====	=====	=====	=====	=====
Average:	210	213	20.0	17.2

ND= not detected; NR= not required

5.6 BIOSOLIDS BENEFICIAL USE AND LANDFILL DISPOSAL SUMMARY

The table below summarizes the biosolids beneficially used as alternate cover and land applied.

Table 5.6-1 Annual Biosolids Beneficial Use & Landfill Disposal Summary

2021 Month	Otay Landfill Beneficial Use ¹ (PTL) (wet Tons)	Otay Landfill Beneficial Use ¹ (MBC) (wet Tons)	Otay Landfill (PTL) (wet Tons)	Otay Landfill (MBC) (wet Tons)	Otay Landfill Total (wet Tons)	Yuma County, AZ Total (wet Tons)	Total Dry Tons	Total Biosolids (dry metric tons)
January					0.00	9,628.32	2,886.6	2,618.65
February					0.00	9,172.52	2,670.1	2,422.29
March					0.00	9,689.81	2,865.3	2,599.34
April					0.00	9,985.58	2,852.9	2,588.09
May					0.00	10,124.97	2,814.7	2,553.49
June					0.00	11,625.94	3,121.6	2,831.84
July					0.00	11,886.17	3,248.5	2,946.98
August					0.00	11,950.82	3,253.0	2,951.08
September					0.00	11,817.11	3,194.2	2,897.70
October					0.00	10,946.90	2,980.8	2,704.17
November					0.00	10,856.20	2,885.6	2,617.75
December					0.00	11,048.92	2,962.2	2,687.28
Total:					0.00	128,733.26	* 35,735.46	32,418.67
Monthly Average:					0.00	10,727.77	2,977.95	2,701.56

* Value is in agreement (Percent difference 0.11%) with Operation's reports. The difference arises from rounding and truncation of %TS results.

No Biosolids were shipped to, disposed of, or beneficially used at Otay landfill.
Biosolids generated by Point Loma/MBC were land applied in Arizona.