

Reunion 12

Genealogy software for the Mac,
iPhone/iPod Touch and iPad

Reunion Web Site


<http://www.leisterpro.com>



[Support](#) [Upgrade](#) [Contact](#) [ReunionTouch](#) [ReunionTalk](#)

We are Leister Productions, developer of Reunion for Mac and ReunionTouch for iPhone/iPad.

- [Download](#)
- [What is Reunion?](#)
- [Reviews](#)
- [Where to Buy](#)
- [Features](#)
- [Video Tutorials](#)
- [New Features](#)
- [Top 10 Questions](#)
- [Older Versions](#)



Follow Us



ReunionTouch



Lost your license?

Thanks for constantly making really cool updates and improvements.

Reunion Components

- Reunion 12 for the Mac
 - Requires OS 10.7 (Lion) or newer
 - Requires OS 10.10 (Yosemite) and DropBox to work with ReunionTouch
 - \$99 from LeisterPro website www.leisterpro.com
 - Upgrade from previous version costs \$49.95
 - Free demo version good for up to 50 persons
- ReunionTouch for iPad/iPhone/iPod Touch
 - Requires iOS 9.0 or later
 - Requires Reunion 11 or 12 on the Mac
 - \$9.99 from Apple app store
- Reunion for Windows sold to Sierra in 1997, then to genealogy.com in 2002 and was later abandoned

Component Relationships

- Reunion can:
 - Create/edit family files
 - Create reports & charts
 - Download/replace family files on iPad/iPhone/iPod Touch via Dropbox
- ReunionTouch can:
 - Edit downloaded family files
 - Sync changes back to Mac app via DropBox

Reunion for Mac Screen

The screenshot displays the Reunion for Mac software interface. The main window shows a family tree view for 'Sample Family 12'. The interface includes a menu bar at the top with 'Reunion', 'File', 'Edit', 'Window', and 'Help'. The top status bar shows the system clock at 'Sun 1:39 PM' and battery level at '97%'. The left sidebar contains navigation options: Family View (Default), Tree View, Charts, Reports, Find, Change, Mark, Logs, and Thumbnails. Below these are 'Lists' and a 'Sidebar' section with 'People' selected. The main area shows a family tree with individuals like Patrick Joseph KENNEDY, John Francis FITZGERALD, Mary Augusta HICKEY, and Mary Josephine HANNON. A central event box indicates a birth on '7 Oct 1914, Boston, MA' at age 55. Below this, detailed profiles for Joseph Patrick KENNEDY and Rose Elizabeth FITZGERALD are shown, including birth/death dates, locations, occupations, education, and religious affiliations. A 'Children' section at the bottom lists offspring such as Joseph Pat..., Rosemary, Eunice Mary, and Robert Fra... The right sidebar features a search bar and a list of names, including BENNETT, BESSETTE, BOUVIER, and others.

ReunionTouch app



Comparing Genealogies



Reunion Files

- Applications Folder
 - Reunion 12 program
- User/Documents/Reunion Files Folder
 - Sample Family 12 file
 - Charts Folder
 - Reports Folder
- User/Library/Application Support/Reunion Folder
 - LDS Temples file
 - Graphics
 - Perspective Events
 - Search Engines
 - Web Styles
 - Book Defaults
 - Book Templates

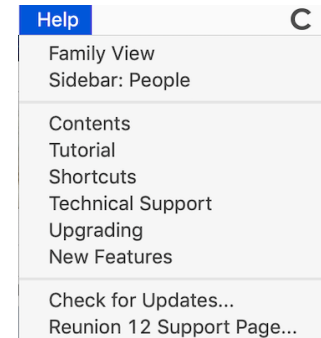
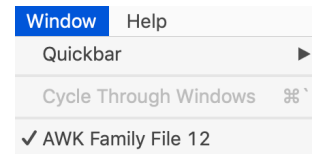
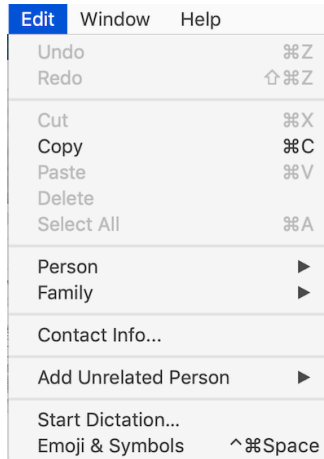
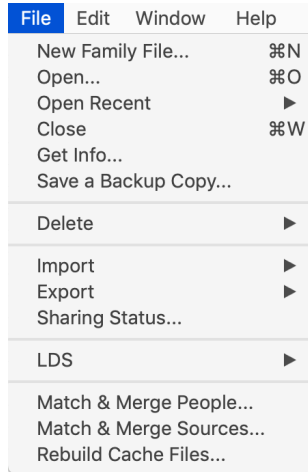
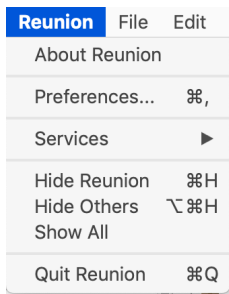
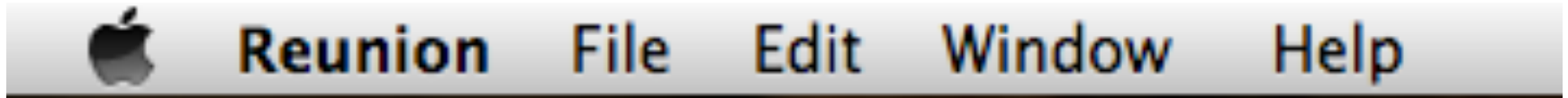
Using Dropbox

- Sharing data with ReunionTouch
 - Move family file(s) to Dropbox
 - Download family file(s) to your mobile device
 - Syncing is automatic as long as you have internet access to Dropbox while you are using ReunionTouch
 - If you make changes without internet access, syncing will occur the next time you open the family file on your iOS device with internet access
- Sharing data with other Macs
 - Move family file(s) to Dropbox to share the family information
 - To share charts and reports, move the entire Reunion folder to Dropbox

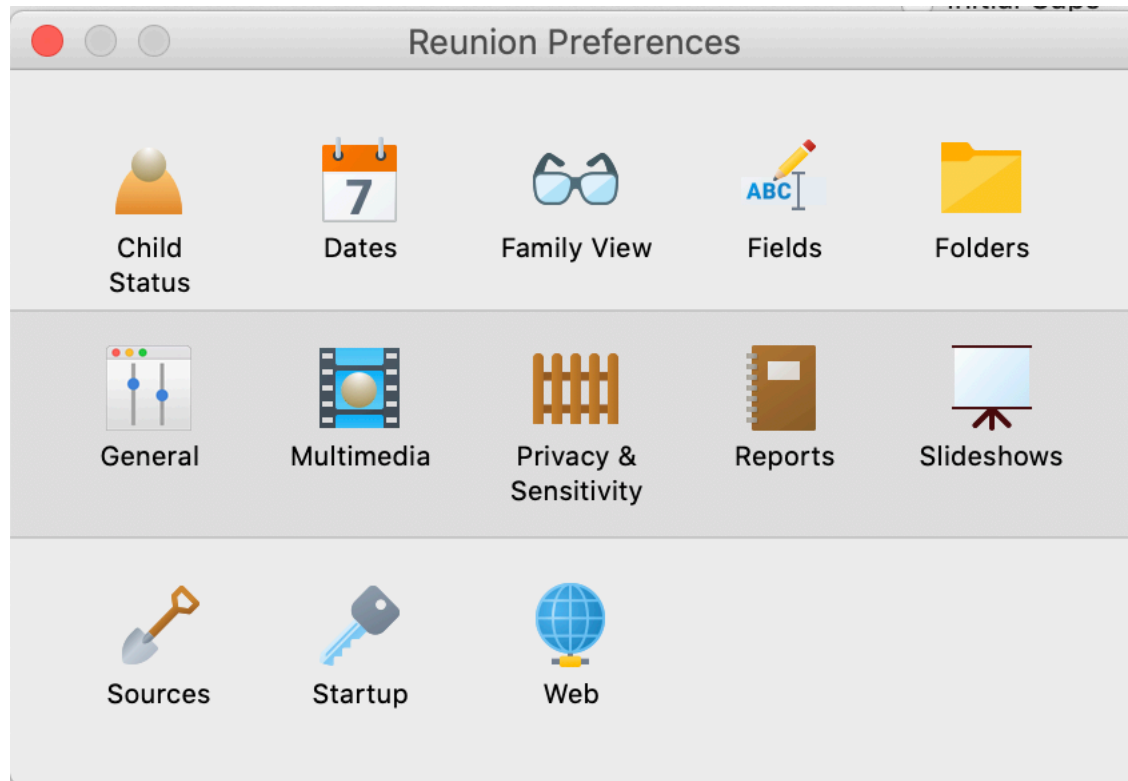
Reunion for Mac Screen

- **Menu Bar** at the top of your display
- **Title Bar** at the top the window
- **Quickbar** just beneath the title bar
- **Family View** center of screen
- **Navbar** located left of the family view (controls what is displayed in the Family View area)
- **Sidebar** along the right (control for what is displayed in the SideBar is an option in the Navbar)
- **Bottom Bar** at the bottom

Menu Bar



Reunion Preferences



Help Manual

Manual: Contents Page

search the manual

Contents

- Introduction**
 - [How to Use the Manual](#)
 - [Installing & Getting Started](#)
 - [Upgrading](#)
 - [Tutorial](#)
- Getting Around**
 - [Family View: Navigating](#)
 - [The Family View: Customizing](#)
 - [Tree View](#)
 - [Navbar, Sidebar, & Quickbar](#)
 - [Reports & Charts](#)
 - [Family Files](#)
- Adding, Linking, & Removing People**
 - [Adding People](#)
 - [Children](#)
 - [Parents](#)
 - [Spouses](#)
 - [Correcting Mistakes](#)
 - [Duplicate Check](#)
- Entering, Editing, Finding, & Changing Information**
 - [Names](#)
 - [Events: Dates & Places](#)
 - [Facts](#)
 - [Notes](#)
 - [Flags](#)
 - [Marriage, Family Notes, & Family Events](#)
 - [Contact Information](#)
 - [Finding](#)
 - [Marking](#)
 - [Direct Lines Bold](#)
 - [Color Tags](#)
 - [ID Numbers & Numbering](#)
- Using Sidebars & Lists**
 - [People](#)
 - [Sources and Citations](#)
 - [Citations List](#)
- Creating Reports**
 - [Person Sheet](#)
 - [Family Group Sheet](#)
 - [Blank Forms](#)
 - [Family History](#)
 - [Register](#)
 - [Ancestor](#)
 - [Descendant](#)
 - [Book](#)
 - [Statistics](#)
 - [Last Names](#)
 - [Obituary](#)
 - [On This Date](#)
 - [Multimedia Usage](#)
 - [Web Project](#)
- Creating Charts**
 - [Descendant Chart](#)
 - [Ancestor Chart](#)
 - [Cascading Pedigree Chart](#)
 - [Timeline Chart](#)
 - [Relative Chart](#)
 - [Fan Chart](#)
 - [Editing Tree Charts](#)
 - [Editing Objects in Charts](#)
- Other Topics**
 - [Searching the Web for More Information](#)
 - [Mobile Devices and Dropbox Sharing](#)
 - [Importing & Exporting](#)
 - [Match & Merge](#)
 - [Thumbnails Window](#)
 - [Slideshows](#)
 - [Web Publishing](#)
 - [LDS](#)
- Preferences**
 - [Fields](#)
 - [Reports](#)
 - [Other Preferences](#)

Manual: Contents Page

search the manual

- [Facts](#)
- [Notes](#)
- [Flags](#)
- [Marriage, Family Notes, & Family Events](#)
- [Contact Information](#)
- [Finding](#)
- [Marking](#)
- [Direct Lines Bold](#)
- [Color Tags](#)
- [ID Numbers & Numbering](#)

Using Sidebars & Lists

- [People](#)
- [Sources and Citations](#)
- [Citations List](#)
- [Events](#)
- [Multimedia](#)
- [Relatives & Relationships](#)
- [Ages](#)
- [Places](#)
- [Results](#)
- [Bookmarks](#)
- [Treetops](#)
- [Clipboard](#)
- [Calendars](#)
- [Reminders](#)
- [Couples](#)
- [Contacts](#)
- [Islands](#)
- [Feasibility](#)
- [The List Window](#)

Other Topics

- [Searching the Web for More Information](#)
- [Mobile Devices and Dropbox Sharing](#)
- [Importing & Exporting](#)
- [Match & Merge](#)
- [Thumbnails Window](#)
- [Slideshows](#)
- [Web Publishing](#)
- [LDS](#)

Preferences

- [Fields](#)
- [Reports](#)
- [Other Preferences](#)

Appendices

- [Technical Support & Help](#)
- [Limits & Capabilities](#)
- [Using Email to Share Information](#)
- [Drag & Drop](#)
- [Shortcuts](#)
- [Menus](#)
- [License, Copyright, Warranty, & Credits](#)
- [Page Index](#)
- [New Features in Reunion 12](#)

The links below will take you to our Web site...

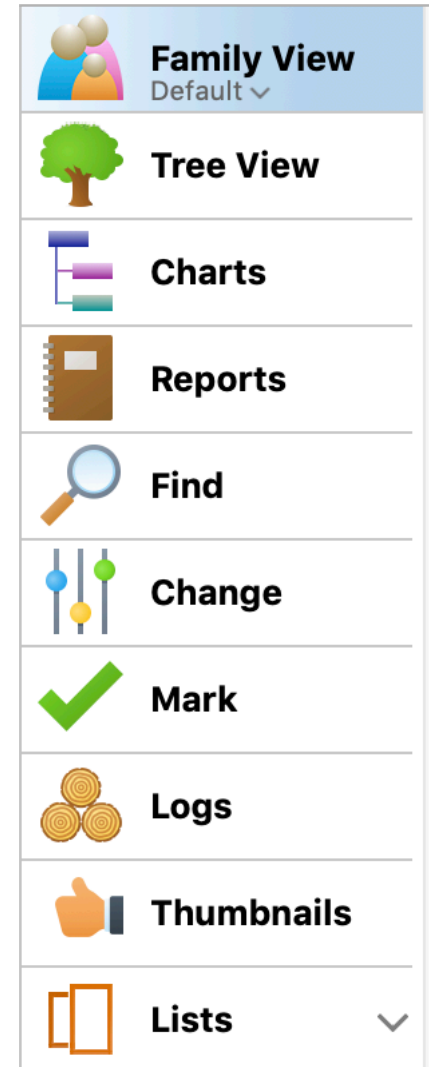
- [Reunion 12 Support Page](#)
- [Reunion Home Page](#)

How to contact us.

© Copyright 1988–2019 Leister Productions, Inc. All rights reserved.
Duplication of any material in this user's guide is prohibited.
Reunion and ReunionTouch are registered trademarks of Leister Productions, Inc.

Navbar Options

- Family View
- Tree View
- Charts
- Reports
- Find
- Change
- Mark
- Logs
- Thumbnails
- List

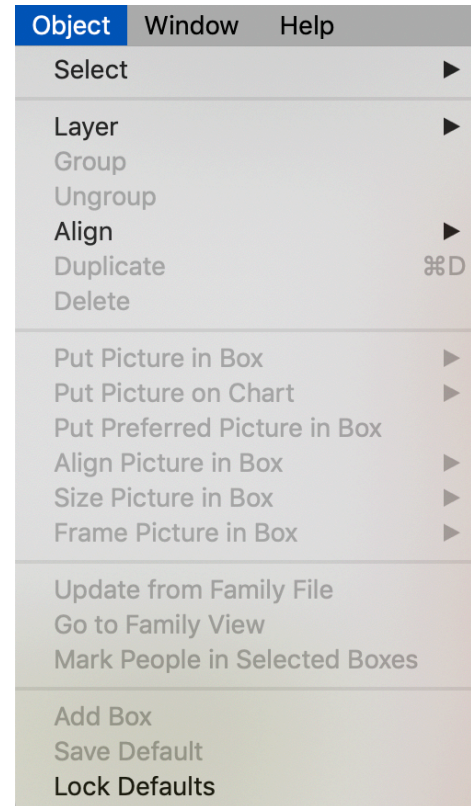
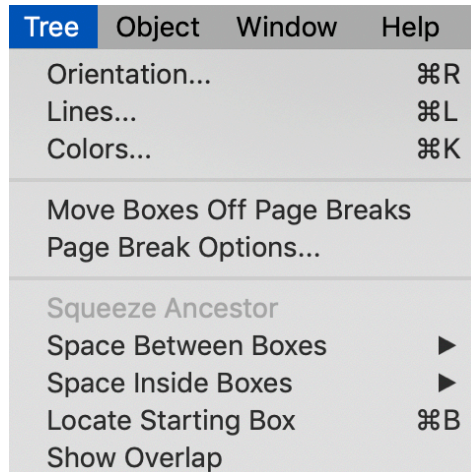


Navbar Chart Options

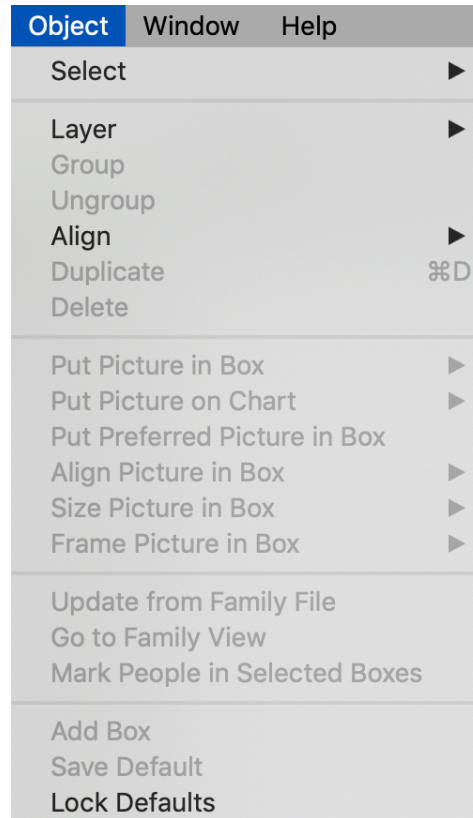
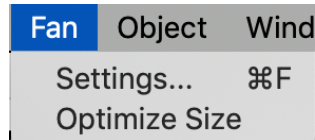
- Ancestor
- Descendent
- Fan
- Relative
- Timeline
- Cascading Pedigree (designed for filing pages in a notebook)

The screenshot displays the 'Navbar Chart Options' interface. On the left, a vertical sidebar contains six menu items: 'Ancestor' (highlighted in blue), 'Descendant', 'Fan', 'Relative', 'Timeline', and 'Cascading Pedigree'. The main content area on the right is titled 'Who:' and shows two radio button options: 'Joseph Patrick KENNEDY' (selected) and 'Rose Elizabeth FITZGERALD'. Below this is a 'Generations:' field with a dropdown menu set to '9'. The 'Prune:' section includes three unchecked checkboxes: 'Marked ancestors only', 'Remove duplicates', and 'Use privacy filtering'. The 'Include:' section has two checkboxes: 'Preferred pictures' (checked) and 'Limit to one page' (unchecked). At the bottom, a 'Layout:' dropdown is set to 'Default'. A blue 'Create Chart' button is positioned at the bottom right of the settings panel.

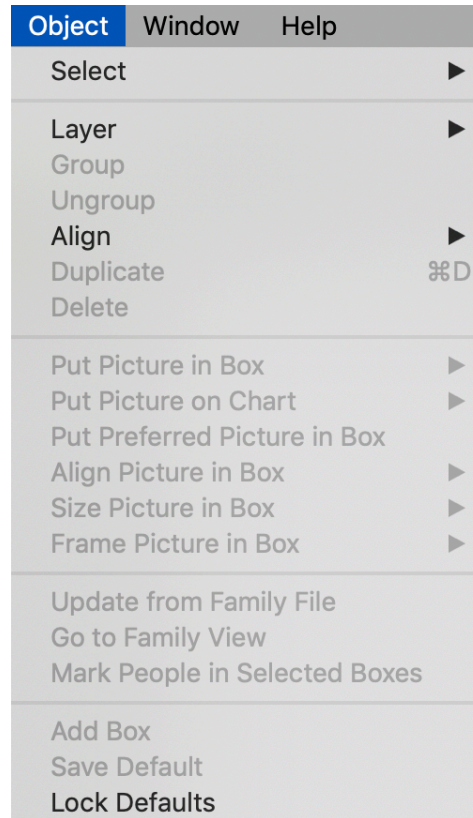
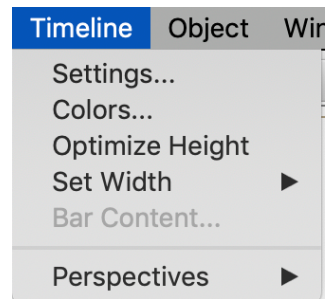
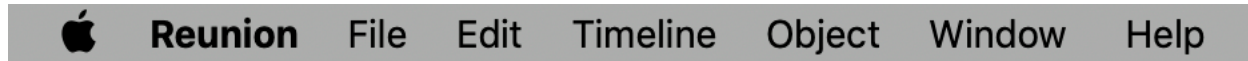
Basic Chart Menu Options



Fan Chart Menu Options



Timeline Chart Menu Options



Navbar Reports Options

- Book
- Family History
- Register
- Ancestor
- Descendent
- Family Group Sheet
- Person Sheet
- Blank Forms
- Web Project
- Obituary
- Last Names
- Statistics
- On This Date
- Multimedia Usage

Book

Family History

Register

Ancestor

Descendant

Family Group Sheet

Person Sheet

Blank Forms

Web Project

Obituary

Last Names

Statistics

On This Date

Multimedia Usage

Format: Register

Descendants of: Joseph Patrick KENNEDY
 Rose Elizabeth FITZGERALD

Generations: 5

Prune: Marked descendants only
 Bold children only
 and their siblings

Layout: Default Narrative
 Use privacy filtering

Include: Sources Preferred pictures Surname pages
 Media pages Place index

Book Title: Book Title


Subtitle: Book Subtitle

Author: Author's Name

Copyright: ©2015

[Create Book Project...](#)

Using the Reunion Screen



Building a Family File

- Create file
- Enter data
 - Manually
 - Import data
 - GEDCOM
 - TEXT
 - Reunion Family File

Sharing a Family File

- Charts
- Reports
- Export data
 - GEDCOM
 - Web Files
 - Text Files

Creating and Sharing a Family



Oversize Charts

- <http://www.familygraphics.com>



Serving genealogists since the 20th century!

We're the original genealogy family tree wall chart printing service, and still the best, with over 15 years of serving those who cherish their family history!

Our prints are ultra long lasting on acid-free paper with pigmented inks, and are great for display, great for reference, great for research, great for archiving data, and great as discussion leaders for research interviews.

Send us your chart as a PDF file from any genealogy application, as a native Reunion chart file, or share your tree view from Reunion or ReunionTouch by emailing it to the address below. More details available by clicking the appropriate link in the "How to Order Charts" inset.

Check out our Charting Tips video on [optimizing a Reunion descendant chart with the top to bottom waterfall orientation](#). For Family Tree Maker users, take a look at some of our [Family Tree Maker Descendant Chart Tips](#). Also, our How To video on [adjusting photos for family tree charts](#).

"Your service was fast, professional and we're so glad we bypassed all the confusion at regular printing places where they had little experience with such requests!"
S. Argenio