

**SOUTHERN  
CALIFORNIA  
ASSOCIATION OF  
MARINE  
INVERTEBRATE  
TAXONOMISTS**




November–December 2020

SCAMIT Newsletter

Vol. 39 No. 4

*Tellina nuculoides* (Reeve 1854)



Tijuana Outfall Engineering Study 20m 1987

November 9, 2020

SCAMIT presentation by Tony Phillips

---

**This Issue**

9 NOVEMBER 2020, TELLINIDAE, LEAD T. PHILLIPS, ZOOM .....	2
14 DECEMBER 2020, ANNUAL MEMBERSHIP MEETING, ZOOM.....	3
PROVISIONAL SPECIES .....	6
LITERATURE CITED .....	6
SCAMIT OFFICERS.....	7

---

The SCAMIT newsletter is not deemed to be a valid publication for formal taxonomic purposes

**Publication Date: October 2021**

**9 November 2020, Tellinidae, Lead T. Phillips, Zoom**

**Attendance:** Kelvin Barwick, OCSO; Don Cadien, Jovairia Loan, Chase McDonald, LACSD; Dany Burgess, WADOE; Heather Peterson, SFPUC; Craig Campbell, Greg Lyon, CLAEMD; Tony Phillips, DCE; Shawn Weidrick, NHMLAC; Megan Lilly, CSD; Carol Paquette, MBC.

Kelvin opened the meeting by thanking Tony for all his hard work on the Adult - Juvenile Tellinidae, the topic for today. He reminded everyone that next month, December 14<sup>th</sup>, is our annual all members meeting.

Normally we all gather and are treated to lunch by SCAMIT, but in these pandemic times that won't be possible; it will be yet another Zoom meeting. Kelvin reminded people to have their officer nominations ready as he will be stepping down as President this year.

He stated that the Species List Review Committee (SLRC) is working hard on meeting the January 1, 2021 publication deadline for Ed 13.

The 3<sup>rd</sup> book in the “Bivalve Bibles” series (as it is lovingly referred to by members), is now out from Valentich-Scott and company. “Bivalve Seashells of Western South America: Marine Bivalve Mollusks from Northern Perú to Southern Chile” by Paul Valentich-Scott, Eugene V. Coan, and Diego Zelaya, was just published by the Santa Barbara Museum of Natural History. As the title states, it covers the bivalves of the west coast of South America and contains Families that were not seen in the first two volumes. Kelvin proudly showed off his copy which he ordered straight from the Museum. There was a question as to its price and he said it was “around” \$100. It can be purchased here:

<https://sbmnh-store.myshopify.com/products/bivalve-seashells-of-western-south-america-marine-bivalve-mollusks-from-northern-peru-to-southern-chile>

Before diving into bivalves there was a brief discussion concerning the *Propebela* spp (Mangeliidae; Gastropoda) conundrum that has arisen over the last few Bight projects. Greg Lyon has been working on voucher sheets for what looks to be two previously unknown species from the SCB. When completed, Greg will be sending out for review before inclusion in a future SCAMIT Newsletter.

With that, it was time for Tony's Adult - Juvenile Tellinidae presentation. By way of background, Tony explained that he has been creating photo growth series for many of our local bivalve species; a project first proposed by Paul Valentich-Scott. The goal is to create a training tool for future bivalve taxonomists. He currently has photographed most of the species listed in Ed 12. He is still looking for some missing species vouchers. He noted that Don and Kelvin have been invaluable in helping to fill in some of the specimen gaps. Tony has acquired all the mollusk samples from Moss Landing that were collected as part of the 2005-2011 Introduced Species Survey (ISS). At this date he has 651 images in his master presentation and to review it in its entirety would be a full 2-day training. However, for now, he has offered to cover requested groups to fill in on months that have no meeting topics. In that spirit today's meeting will address Tellinidae in relation to Ed 12.

**UPCOMING MEETINGS**

Visit the SCAMIT website at: [www.scamit.org](http://www.scamit.org) for the most current meetings announcements.



Tony started the presentation by showing images of the interior hinge characters which can be used to separate *Tellina cadieni* Valentich-Scott & Coan 2000 and *Tellina carpenteri* Dall 1900. We then had a big moment of *Tellina* excitement when Tony agreed that *Tellina* sp B SCAMIT 2001 should be synonymized with *T. cadieni*! A cheer went up among many of the meeting participants. This change will be incorporated in Ed 13.

Moving on to *Macoma*, Tony warned us to watch out for *Macoma secta* (Conrad 1837). He has not seen it in any of his samples but has found specimens while walking the beach.

Next was *Psammotreta*, Don commented that in this genus the excurrent siphon is much thicker/broader than you see in the *Macoma* spp or *Tellina* spp. Tony also showed a good comparison of *Cumingia californica* Conrad 1837 (Semelidae) and *Psammotreta obesa* (Deshayes 1855).

Shawn told us of a technique he uses for photographing bivalves - take a strip of felt, fold it, cut a slit in it (can cut off a folded corner) and then use it to balance the bivalves on dorsum or ventrum. Shawn was then gently strong-armed into agreeing to give a presentation in January 2021 on his cruise and work in New Caledonia.

Tony continued with his presentation, which was thorough and detailed and will be very helpful for anyone working on local bivalve taxonomy. It will be distributed via the SCAMIT General Topics List Serve (Editor's note: This has since been done by Kelvin).

#### 14 DECEMBER 2020, ANNUAL MEMBERSHIP MEETING, ZOOM

**Attendance:** Kelvin Barwick, Benjamin Ferraro, Bryce Perog, Rob Gamber, Danny Tang, Ernie Ruckman, OCSD; Wendy Enright, Megan Lilly, Ryan Kempster, Ricardo Martinez Lara, Andrew Davenport, Maiko Kasuya, Katie Beauchamp, Kaila Pearson, Zoë Scott, Robin Gartman, CSD; Erin Oderlin, Jennifer Smolenski, Greg Lyon, Joanne Linnenbrink, Craig Campbell, Cody Larsen, CLAEMD; Bill Furlong, Chase McDonald, Christine Boren, Brent Haggin, Norbert Lee, Terra Petry, Jovairia Loan, LACSD; Leslie Harris, Dean Pentcheff, Austin Hendy, NHMLAC; Mary Wicksten, Texas A&M University; Tony Phillips, Larry Lovell, DCE; Tom Biksey, EHS Support LLC; Theresa Diaz, MBC. (Editor's note: there was one other person in attendance, but their screen only showed "iPhone" as their name, so unfortunately, they remain a mystery.)

Kelvin gave opening comments and welcomed everyone. He stated that this was his last term as SCAMIT President and that the floor would be open for nominations for all officers before the end of the meeting.

Next, Cody Larsen gave a brief overview of his provisional species voucher sheet site:

<https://scamitdatabase.wixsite.com/scamitprovisionals>

Submissions are simple and there will be a field in the spreadsheet for comment threads. It was asked if people who are viewing the site can also comment on a voucher sheet. Cody said yes but noted that the comments will be anonymous if not signed into a Google account. This anonymity aspect gave Cody pause; he will revisit this feature. Once a sheet is uploaded, if it needs to be removed or replaced, the author will need to contact either Cody or whoever else might eventually be helping with the website. Users can edit their own submissions by sending a replacement sheet to the SCAMIT database email ([scamit.database@gmail.com](mailto:scamit.database@gmail.com)) which is forwarded to Cody. Another concern was that any visitor to the site could download files. It was decided that this would be modified so that downloading will only be an option for those with edit



level access. As for the review process, the protocol will be that an author submits a sheet to the website and then it will be reviewed in the relevant phyla SCAMIT meeting. The goal would be to review one or two voucher sheets per meeting. After being discussed it can be “checked off” in the review process fields. The fields will need to be updated by someone on the editing team and ideally at least one editor should be in attendance at meetings. The responsibility will be on the author to make the edits suggested at the meetings and then submit a modified file. After this step, an editor would then click on the “revisions complete” field, and at that point the sheet will be considered ready for the Secretary to include with a newsletter. Once a sheet has been published with a newsletter, it is ready for uploading to the SCAMIT Toolbox. Questions arose about various procedures and scenarios, but we realized we need to move forward, start the process, and iron out the kinks as they arise. Mary brought up the point that people are often using undescribed names in keys, etc., but there is no reference for them if a provisional voucher sheet hasn’t been published or if it was “rejected” and sent back for more edits. Kelvin suggested that for those sheets that are rejected, there needs to be a place to relegate them for reference in case those names show up in other places. Cody will create a tab that will house those sheets that were “rejected” so they don’t clutter up the main sheet. Jennifer asked if there was a way to establish a list showing which species are approved and ready to be SCAMITized for the next edition of the Species List. Cody suggested sorting by checking the “published in the NL” box. Doing so would provide a list of species that are ready to be “SCAMITized”. It was noted that there are some in-house provisionals in the Toolbox and the Species List. Kelvin stated that will be corrected going forward. Megan asked that the group codify a system/workflow that will integrate how to assign a SCAMIT provisional species designation. Cody stated that at the upcoming meeting in February 2021, he will provide a live demo of his provisional species database and at that time we can establish a workflow.

A special announcement was next on the agenda. The Executive Committee met earlier in the year and voted, unanimously, to award Tony Phillips an honorarium of a lifetime SCAMIT membership. Tony is a charter member (over 38 years) as well as our first Vice President. He has been very active in SCAMIT, even more so in retirement, contributing greatly to our knowledge and understanding of SCB marine invertebrate taxonomy. In addition to the lifetime membership, he was gifted a SCAMIT branded messenger bag.

It was then time for Officers annual reports:

**Treasurer** – The Summary for 2019-2020 is attached to this NL. Erin closed the CD and transferred the funds to a high yield savings account. She noted that “high yield” isn’t high yield right now and asked members if we should reconsider where we invest SCAMIT funds. Kelvin voted “no”, noting that SCAMIT is not in the business of making money as we are a nonprofit and just need to stay solvent. Cody noted we could invest in treasuries but warned the money is locked in for the length of the note. Erin and Cody will meet separately to discuss. Erin then thanked Larry for going into the bank during COVID and closing the CD, since his name was on the account. The primary SCAMIT expenses, other than newsletter costs, were the Bryozoan workshop and the donation to the 2019 International Polychaete Conference student fund. Both worthwhile as these events were giving back to members and providing taxonomic educational opportunities. We will be spending a bit more money on our all members luncheon next year since we saved money this year. It was noted by Kelvin that the SCAMIT Constitution should be modified so the financial year is in sync with Executive Committee calendar. However, this task will fall on the next president.



**Secretary** – Megan noted that she had started to catch up on newsletters, and then got behind again. She will try to have everything caught up and ready to go for next Secretary if she doesn't run for another term.

**Vice President** – Leslie felt we had a good year of meetings despite a global pandemic. SCAMIT pivoted quickly and turned to online meetings. We unfortunately didn't get to hold our DISCO species ID meeting or deal with troublesome gastropods, but overall, we still covered a lot of topics. The meeting schedule to date for 2021 is as follows: (Editor's note: the agenda below is from the minutes as listed at the time. Due to the continuation of the pandemic, there were many changes to the schedule.)

- **January** – Sean Weidrick (NHMLAC) will present on his expedition with the Paris Museum last summer which had him traveling to the New Caledonia region
- **February** – Cody will demo his provisional species database site
- **March** – Kelvin will cover changes to mollusks in the Species List and, hopefully, a voucher/provisional species review
- **April** – Leslie will lead a Bight'18 Polychaete provisional species review
- **May** – Megan and Erin will finish the echinoderm toolbox review and address any issues that arose from Bight'18 QC
- **June** – Dean Pasko will lead a Crustacea Bight'18 provisional species review
- **August** – Leslie will lead a review of problem Polychaetes
- **September** – DISCO species ID meeting at Natural History of Los Angeles County (NHMLAC)
- **October** – Megan will lead a Misc Phyla specimen review along with Sipuncula dissection techniques
- **November** – Tony will lead a review of bivalves in the Order Nuculida
- **December** – Annual all membership meeting

**President** – Kelvin opened the floor to nominations for SCAMIT officers. He noted that Larry had already nominated the current officer suite via email, but Kelvin had declined to be on the ballot for President. Kelvin then nominated Brent Haggin for President. After that, there were a flurry of nominations all of which were declined by those being nominated. Nominations were tabled for a future meeting. Members have until March to make additional nominations.

Finally, Kelvin went around the Zoom meeting screen asking each attendee if they had any questions or contributions before adjourning.

Kelvin spoke as the Chair of the Species List Review Committee. The committee is close to completing Ed 13, but might miss the self-imposed January 1, 2021 deadline. Brent is reassembling the list based on subcommittee submissions. Changes to the list are still being documented in the Front Matter.



He also reminded mollusk enthusiasts that SCUM (Southern California Unified Malacologists) will be holding their 25<sup>th</sup> annual meeting, via Zoom, at the end of January 2021 hosted by the Santa Barbara Museum of Natural History. He noted that it is a free, informal meeting and is mostly presentations by students. He will send out the link on the SCAMIT list serve.

Kelvin announced that the Western Society of Malacologists (WSM) will have its 2021 annual meeting in June. It will most likely be virtual. SCAMIT members may recall that the 2020 meeting was canceled due to the pandemic. Despite this, an abbreviated 2020 Annual Report (Vol. 53) will be mailed out in January 2021 to all WSM members.

Leslie told us about a partnership between NHMLAC and Nickelodeon. They have created a series of presentations on slime. For her part, Leslie created a video on worms and slime. The videos are on YouTube and Leslie's can be found here:

<https://www.youtube.com/watch?v=97nKDB-Jdx8>.

Jovairia asked if anyone attended the Western Society of Naturalists (WSN) meeting and, if so, how was it? Bryce attended and reported that it went well and was fun even though it was virtual. Kelvin asked if it had been recorded to which Bryce replied that it had and was uploaded to YouTube but was unsure if it was still available.

Speaking of recordings, Kelvin noted that he did record last month's meeting on Adult - Juvenile Tellinidae. It is a large file, but he can share it upon request.

After that the meeting broke down into chatter about donuts, and jokes about seeing each other "for reals". It was agreed that we all miss meeting in-person and are looking forward to a time when that will once again be an option.

### **PROVISIONAL SPECIES**

Attached are 4 sheets: A SCAMIT voucher sheet for Lineidae sp B SCAMIT 2021 §, and 3 identification sheets for unusual species sampled by DCE during the Bight 18 survey. While the DCE identification sheets are not in final, formalized voucher sheet format, there was a desire to distribute them and share the information so other taxonomists could be on the "look out".

### **LITERATURE CITED**

Valentich-Scott, P., E. V. Coan, and D. Zelaya. 2020. Bivalve Seashells of Western South America Marine Bivalve Mollusks from Northern Peru to Southern Chile. Santa Barbara Museum of Natural History, Santa Barbara, California. 593pp.



Please visit the SCAMIT Website at: [www.scamit.org](http://www.scamit.org)

### SCAMIT OFFICERS

If you need any other information concerning SCAMIT please feel free to contact any of the officers at their e-mail addresses:

President	Brent Haggin	(562)908-4288 x 5672	<a href="mailto:bhaggin@lacsds.org">bhaggin@lacsds.org</a>
Vice-President	Leslie Harris	(213)763-3234	<a href="mailto:lharris@nhm.org">lharris@nhm.org</a>
Secretary	Megan Lilly	(619)758-2336	<a href="mailto:mlilly@sandiego.gov">mlilly@sandiego.gov</a>
Treasurer	Erin Oderlin	(310)648-5477	<a href="mailto:erin.oderlin@lacity.org">erin.oderlin@lacity.org</a>

SCAMIT is a 501(c)(3) charity. The newsletter is published every two months and is distributed freely to members in good standing. Membership is \$20 for an electronic copy of the newsletter, available via the web site at [www.scamit.org](http://www.scamit.org), and \$35 to receive a printed copy via USPS. Institutional membership, which includes a mailed printed copy, is \$65. All correspondences can be sent to the Secretary at the email address above or to:

SCAMIT  
PO Box 50162  
Long Beach, CA 90815

## SCAMIT Treasury Summary 2019-2020

Below is the treasurer's report for 2019-2020. In 2018 we raised dues for the first time since the start of SCAMIT in 1982 from \$15 to \$20 for electronic memberships, \$30 to \$35 for hardcopy memberships, and \$60 to \$65 for institutional memberships. We have over 150 members across the US and worldwide. SCAMIT did not award a publication grant this past year. Please help get the word out that these funds are available. As stipulated in our grant policy, we have **\$7,100.80** or 25% of our operating budget of \$28,403.18 available for publication grants this year. The taxonomic database support tools on our website were maintained by our webmaster. Once the CD matures on October 10, 2020, the treasurer will potentially move the money into a high yield savings account.

### Account Balances (as of 5/31/2020)

Checking	\$ 18,360.73
Certificate of Deposit	<u>\$ 10,042.45</u>
<b>Total</b>	<b>\$ 28,403.18</b>

### Income

2019-2020 Membership dues	\$ 944.00
(\$1,104.67 2019-2020 membership dues deposited during 2018-2019 fiscal year due to Treasurer's maternity leave)	
Interest from CD	<u>\$ 3.02</u>
<b>Total</b>	<b>\$ 947.02</b>

### Expenses

Meeting refreshments	\$ 615.30
Megan McCuller Bryozoan Workshop Reimbursement	\$ 402.30
SCAMIT button fabrication	\$ 233.66
Newsletters (printing/postage)	\$ 222.31
Executive Committee Luncheon	\$ 186.17
All-Member December Luncheon	\$ 134.69
<u>IPC swag bag brochures</u>	<u>\$ 46.16</u>
<b>Total</b>	<b>\$ 1,840.59</b>



# SCAMIT VOUCHER SHEET



## Lineidae sp B

SCAMIT Vol. 39, No. 4

Group: Nemertea: Pilidiophora: Heteronemertea: Lineidae

SCAMIT CODE: None

Date Examined: October 2, 2019

SYNONYMY: Lineidae sp DC1 (Pasko 2019)

Authorship: SCAMIT 2021 §

Lineidae sp HYP3 (Larsen & Pasko 2019)

### DIAGNOSTIC CHARACTERS:

1. Large, deep horizontal cephalic slit. Transverse groove/white line at posterior end of cephalic slit.
2. Two-layered Heteronemertean musculature, with lateral nerve cord (LNC) embedded on the outside of the circular muscle layer.
3. Distinct two-toned preservation band in esophageal region, with a thin white band dividing the two colors; reddish-pink posterior of the white band, and a yellow-brown anterior of the white band.
4. Large, distinct lateral sense organ (LSO) present at posterior end of preservation band.
5. Cerebral sense organ (CSO) present at proximal end of cephalic slit, in the shape of a small circle.
6. Head shape is ovate (egg-shaped); anteriorly tapered with a broad base (similar to *Cerebratulus*).
7. Moderately sized mouth, but without distinctive ribbing or musculature.



#### SPECIMEN COLLECTION(S):

- CLAEMD, Station B18-11000 (~394 m), East Santa Barbara Channel, July 2018
- LACSD, Station B18-10333 (~406 m), East Santa Barbara Channel, July 2018

#### ADDITIONAL COMMENTS/DETAILS:

- The coloration intensity anterior to the white band can vary, as observed between the three specimens examined. The above pictures depict the darkest anterior coloration of the three specimens, with the lightest having coloration similar to the background tissue. The posterior pinkish coloration can also vary, probably due to preservation.
- The presence of an LSO in a Heteronemertean is unusual, if not unheard of, likely because LNCs in Heteronemerteans are located interior to the outer-most longitudinal muscle layer and are presumably restricted from developing a contiguous connection to the dermal layers. In contrast, 3-layer Palaeonemerteans, which are the predominant bearers of the LSO character, have LNCs located exterior to the outer-most muscle layer (circular muscle), with easy access to the dermal layer.
  - Interestingly, after examining of the position of the nerve cord with serial cross-sections, there was no substantial LNC migration towards the dermal layer. Rather, cross-sections located across the LSO exhibited a glandular (?) mass extending inward from the dermis, towards the LNC.

#### RELATED SPECIES AND CHARACTER DIFFERENCES:

##### Lineidae sp SD1

- Similar yellow-beige background color.
- Well-defined horizontal slit, although narrow.
- Partially complete white transverse line crossing mouth (at posterior end of cephalic slit).
- Absence of two-tone coloration (preservation band) and white band in esophageal region; no LSO.
- Head shape is more linear (parallel margins, like *Lineus bilineatus*) vs ovate





##### Lineus sp AV1 (collected from Avalon, 42m)

- Darker background coloration than Lineidae HYP3 and Lineidae SD1
- Large, deep cephalic slit. Partial transverse white line crossing mouth.
- Larger mouth than Lineidae HYP3 and Lineidae SD1.
- Absence of LSO and two-tone preservation band.



# Actiniaria sp DC2

OCSD Bight'18 Station 10370, 747m, Orange Slope 9-July-2018

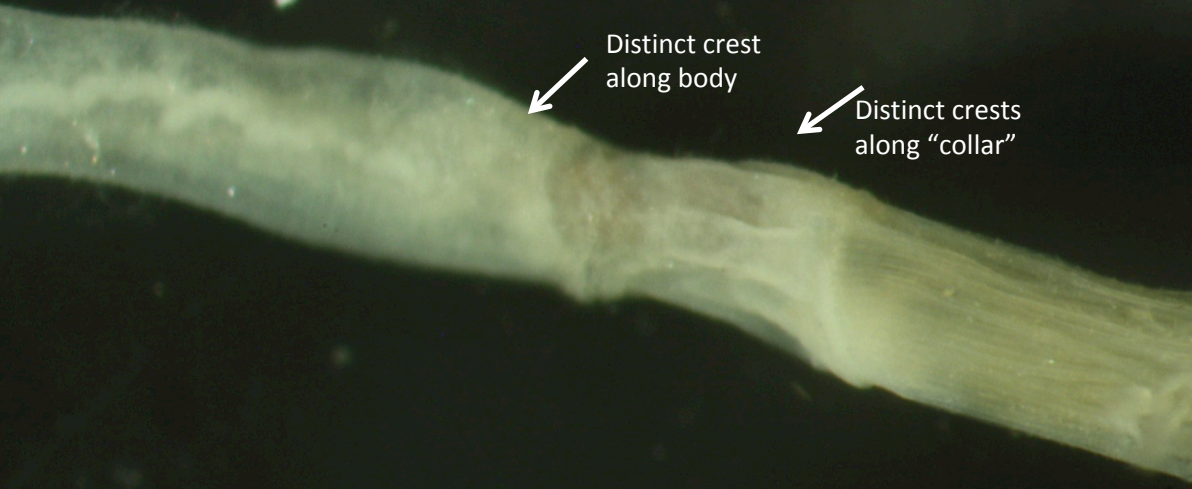



Distinct physa showing 10 mesenteries.

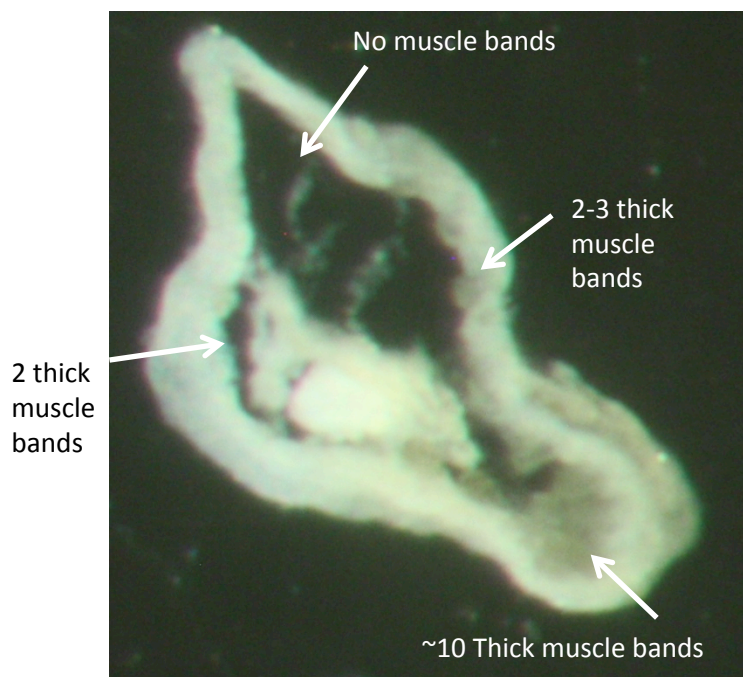


# *Phoronis* sp DC1

OCSD Bight'18 Station 10369, 568m, 23-July-2018



Deep water species; lophophore tentacles elongate, thin; elongated "collar" present between mouth and body proper, indicated by small pigment spots; body and "collar" with crests; muscle pattern (see below)



Hoplonemertea sp DC1 and DC2  
Bight'18 Stn 10438 , 3.3 m

1mm

Hoplonemertea sp DC1  
Pasko 2019

Hoplonemertea sp DC2  
Pasko 2019

Hoplonemertea sp DC1

Stylet apparatus

eyes

Hoplonemertea sp DC2

Stylet apparatus

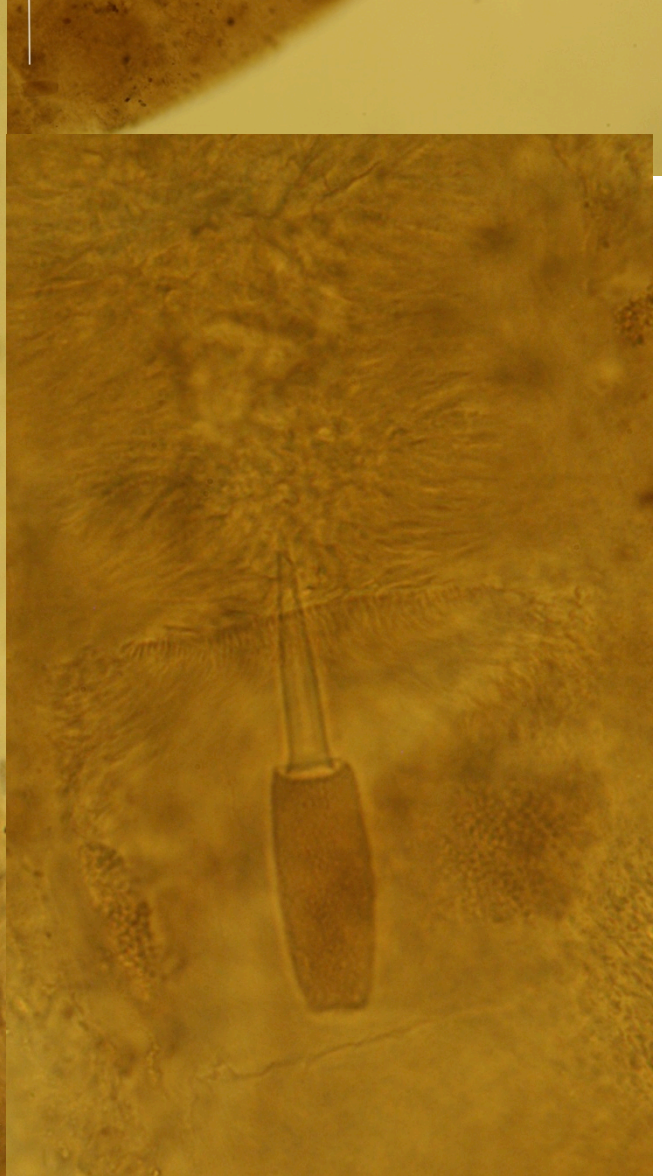
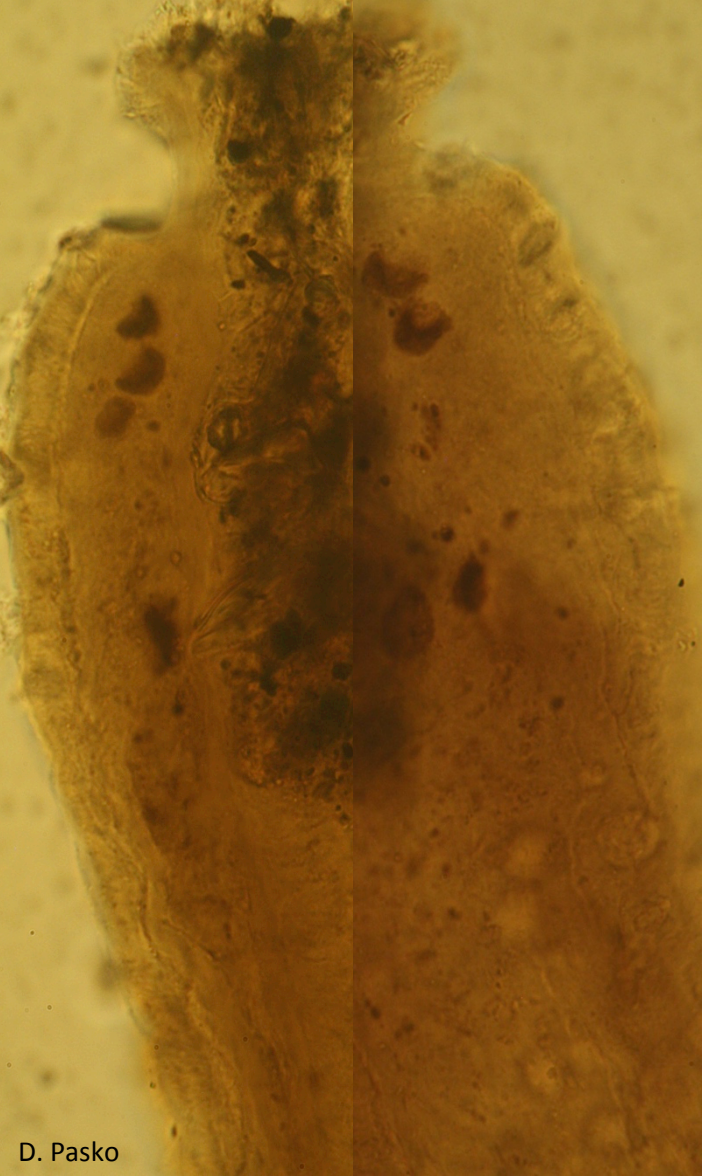

eyes

# Hoplonemertea sp DC1 Pasko 2019: B'18 Stn 10438 , 3.3 m

Small species. Photographed specimen 2.5 mm long. Rough epidermis; 2-3 pairs of closely set, crescent-shaped eyes anteriorly plus a fourth(?) pair adjacent to brain; Stylet apparatus located mid-body; stylet subequal to basis; basis slightly broadened in mid-region and narrowed at its base.




Stylet aparatus



# Hoplonemertea sp DC2 Pasko 2019; B'18 Stn 10438 , 3.3 m

Elongate species. Photographed specimen 7-8 mm long. Smooth, cream epidermis; 3 pairs of eyes – anterior set form square while third pair is slightly more distant from others than they are to each other; Stylet apparatus located mid-body; stylet subequal to basis; basis notably thin, slightly tapered in mid-region and narrowly rounded at its base.



Stylet apparatus

