



bi...

Dance_2009_thou...

GeigerMcLean201...


Glover Taylor 2010
Veneridae pins

Golding Ponder
Byrne (2009) ...

Gosliner et al
Babakina 1



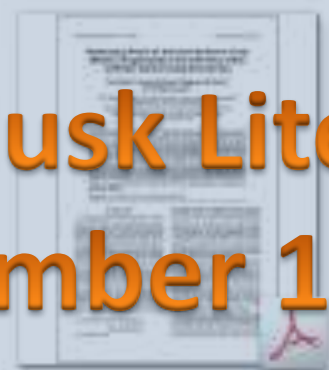
ac...




J. Mollus.
Stud.-2009-Wilson...



Kamenev_2009_P...
Solemya



Kantor et al. 2008
Xenuroturis 1



klusmannkolb2008




Petit 2007

SCAMIT Mollusk Literature Review November 15, 2010



Wilson, N. G., D. Huang, et al. (2009). "Field collection of *Laevipilina hyalina* McLean, 1979 from southern California, the most accessible living monoplacophoran." *Journal of Molluscan Studies* 75: 195-197.



Valentich-Scott, P. and C. Skoglund (2010). "A review of the Recent Pandoridae (Bivalvia) in the Panamic Province, with descriptions of three new species." The Nautilus **124**(2): 55-76.

Genus (Subgenus)	Sculpture of valves	Left hinge	Right hinge
<i>Pandora</i> (<i>Pandora</i>)	right valve commarginal only		
<i>Pandora</i> (<i>Pandorella</i>)	right valve with radial grooves		
<i>Frenamya</i>	right valve commarginal only	 anterior tooth, ends anterior of adductor scar	
<i>Cildiophora</i>	right valve commarginal only	 anterior tooth, ends posterior of adductor scar	
<i>Heteroclidus</i>	right valve commarginal only	 anterior tooth, ends anterior of adductor scar	
<i>Foveadens</i>	right valve commarginal only		
<i>Coania</i>	right valve with radial grooves; left valve with radial ribs		

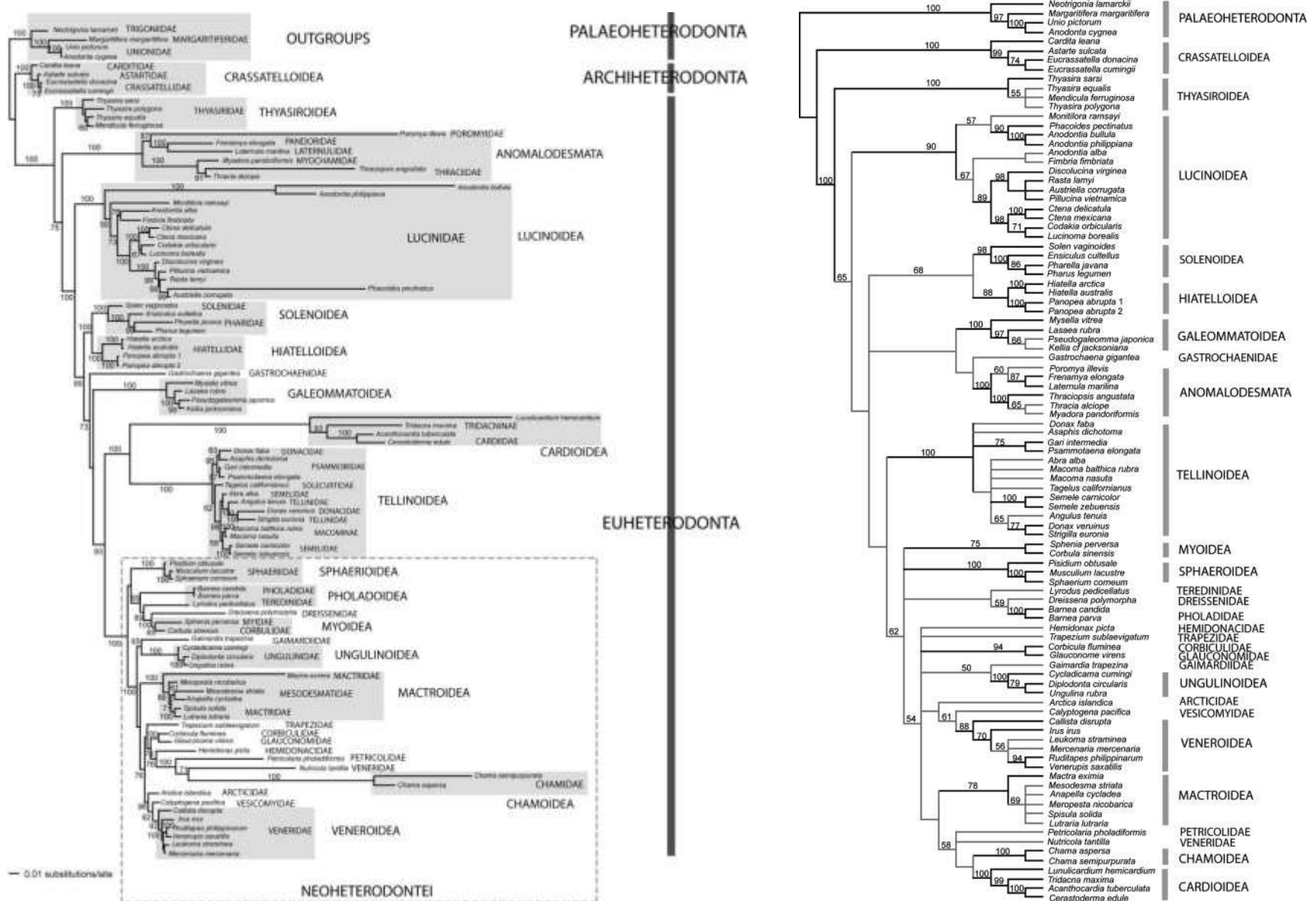
Heteroclidus punctata



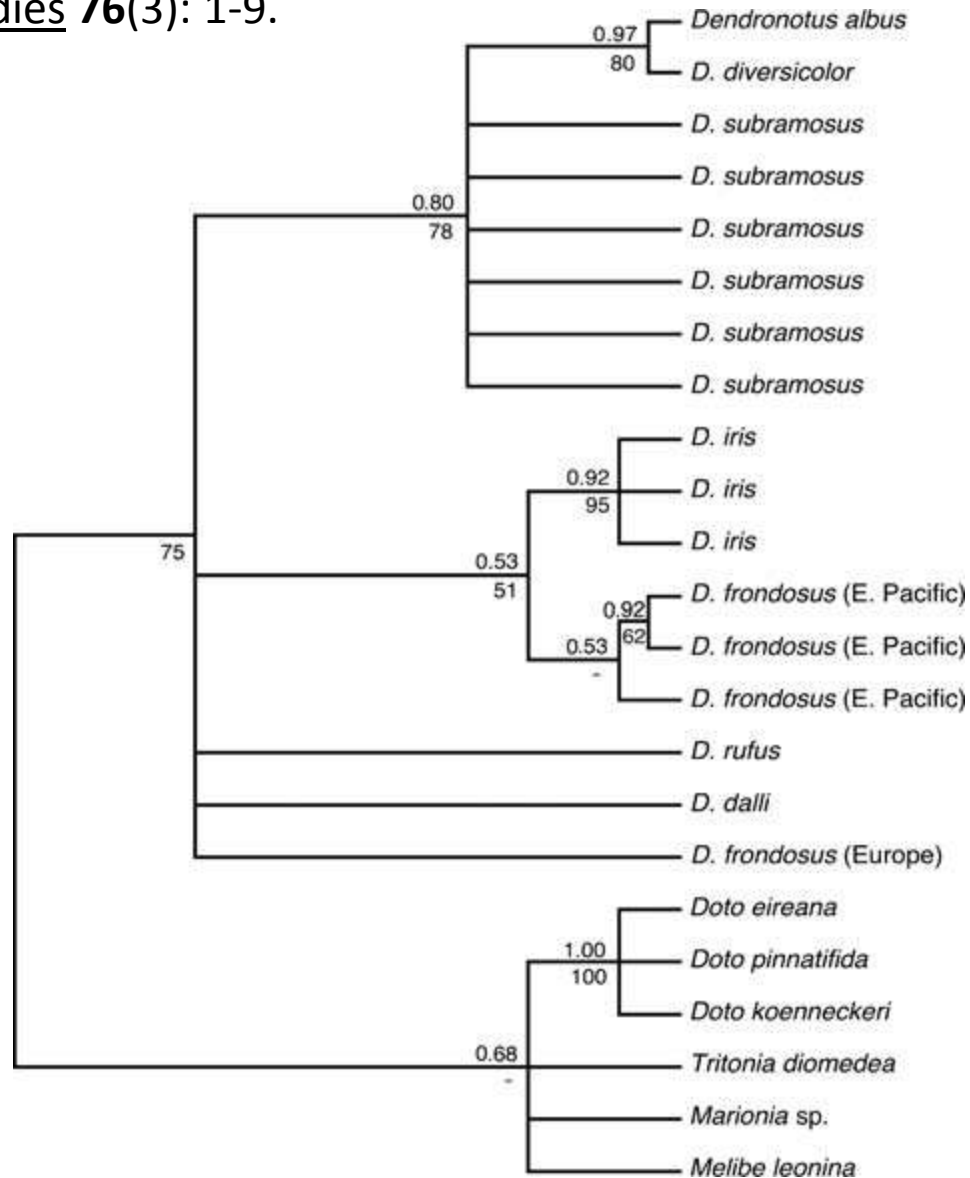
25



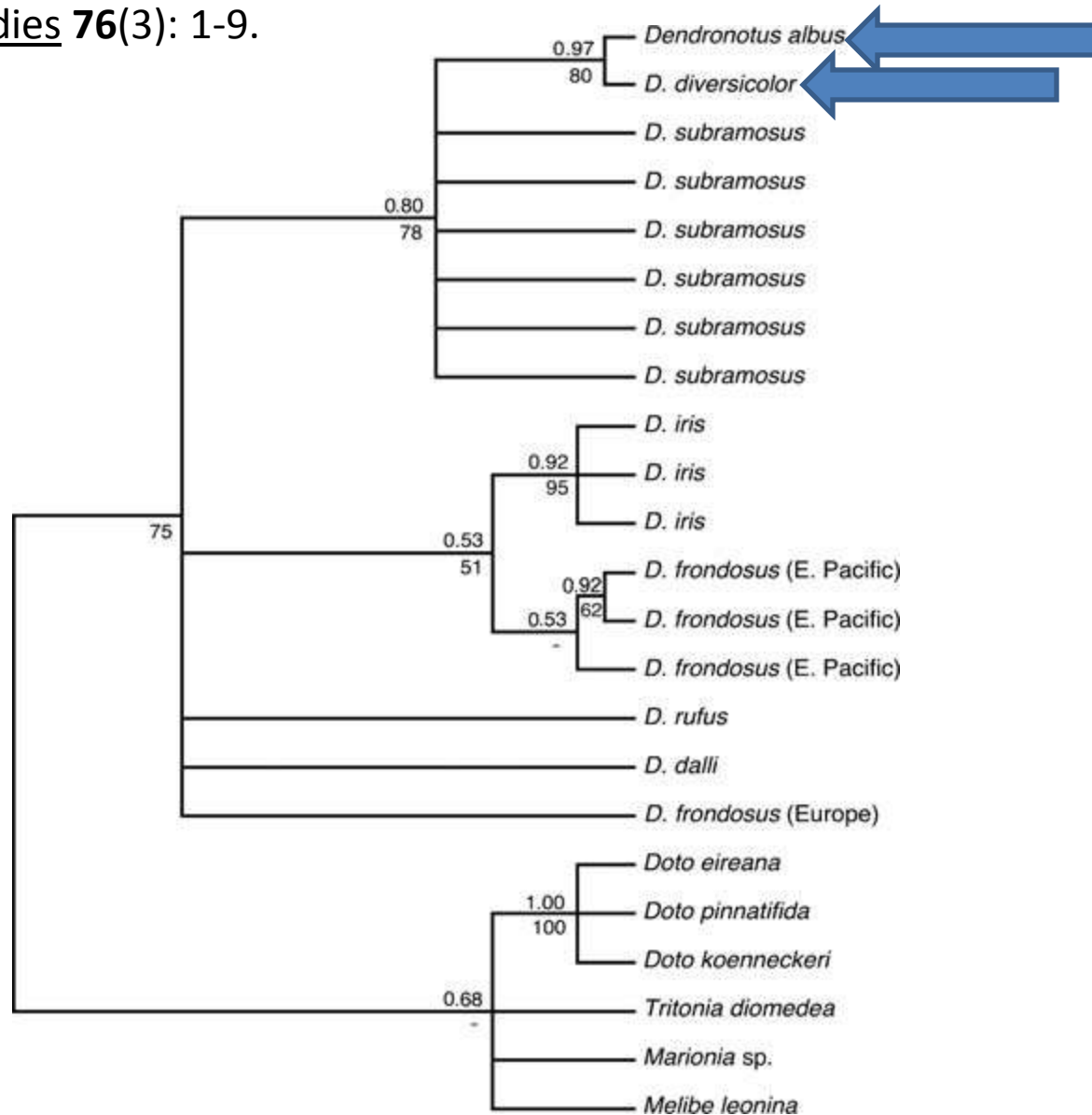
Taylor, J. D., S. T. Williams, et al. (2007). "A molecular phylogeny of heterodont bivalves (Mollusca : Bivalvia : Heterodonta): new analyses of 18S and 28S rRNA genes." *Zoologica Scripta* **36**(6): 587-606.



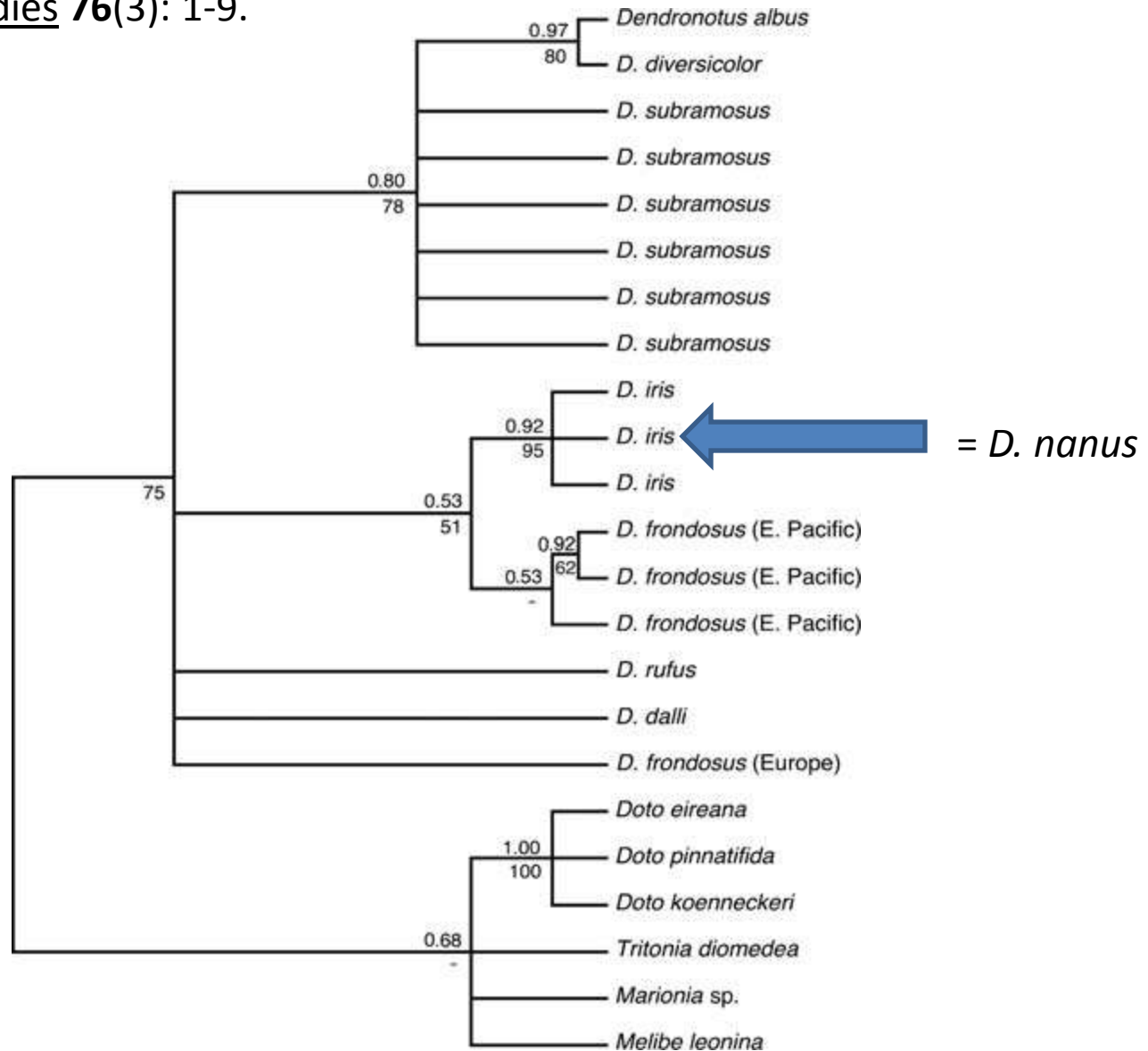
Stout, C. C., M. Pola, et al. (2010). "Phylogenetic analysis of *Dendronotus* nudibranchs with emphasis on Northeastern Pacific species." Journal of Molluscan Studies **76**(3): 1-9.



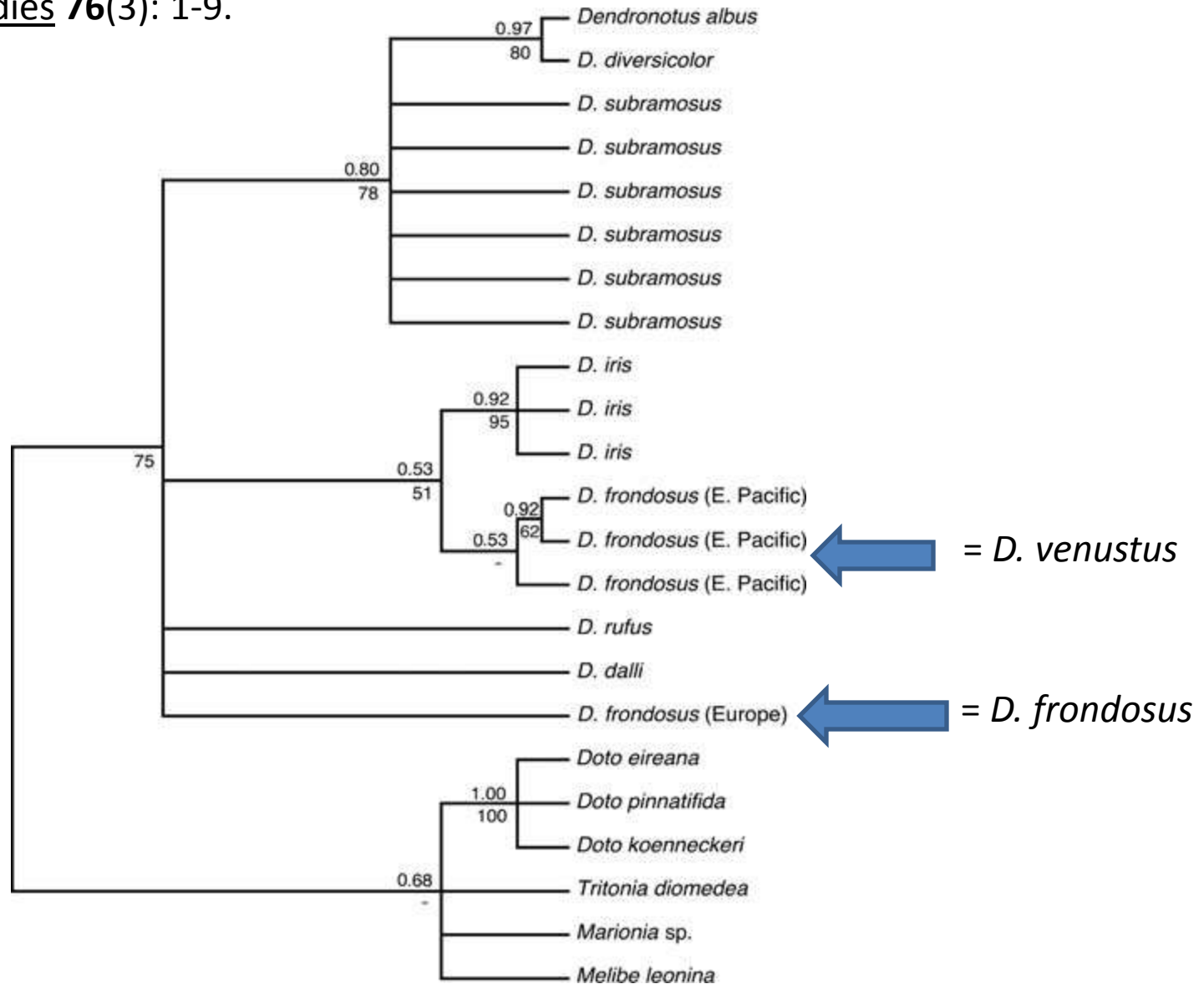
Stout, C. C., M. Pola, et al. (2010). "Phylogenetic analysis of *Dendronotus* nudibranchs with emphasis on Northeastern Pacific species." Journal of Molluscan Studies **76**(3): 1-9.




Stout, C. C., M. Pola, et al. (2010). "Phylogenetic analysis of *Dendronotus* nudibranchs with emphasis on Northeastern Pacific species." Journal of Molluscan Studies **76**(3): 1-9.



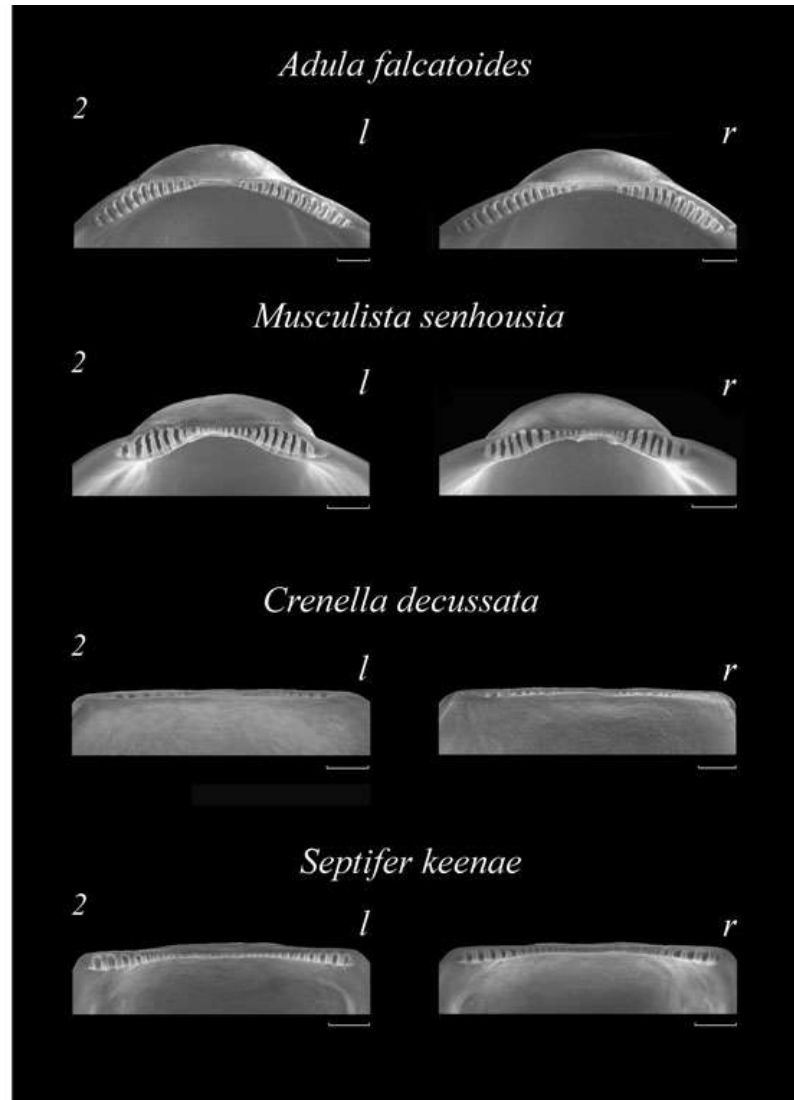
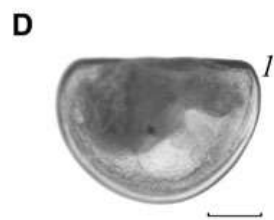
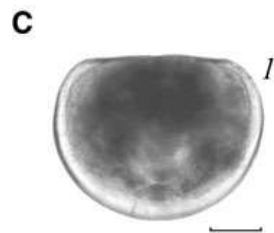
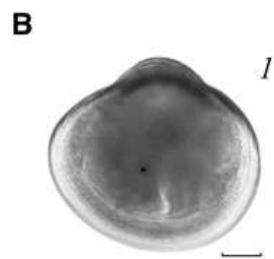
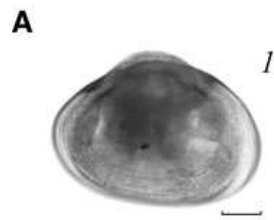
Stout, C. C., M. Pola, et al. (2010). "Phylogenetic analysis of *Dendronotus* nudibranchs with emphasis on Northeastern Pacific species." Journal of Molluscan Studies **76**(3): 1-9.



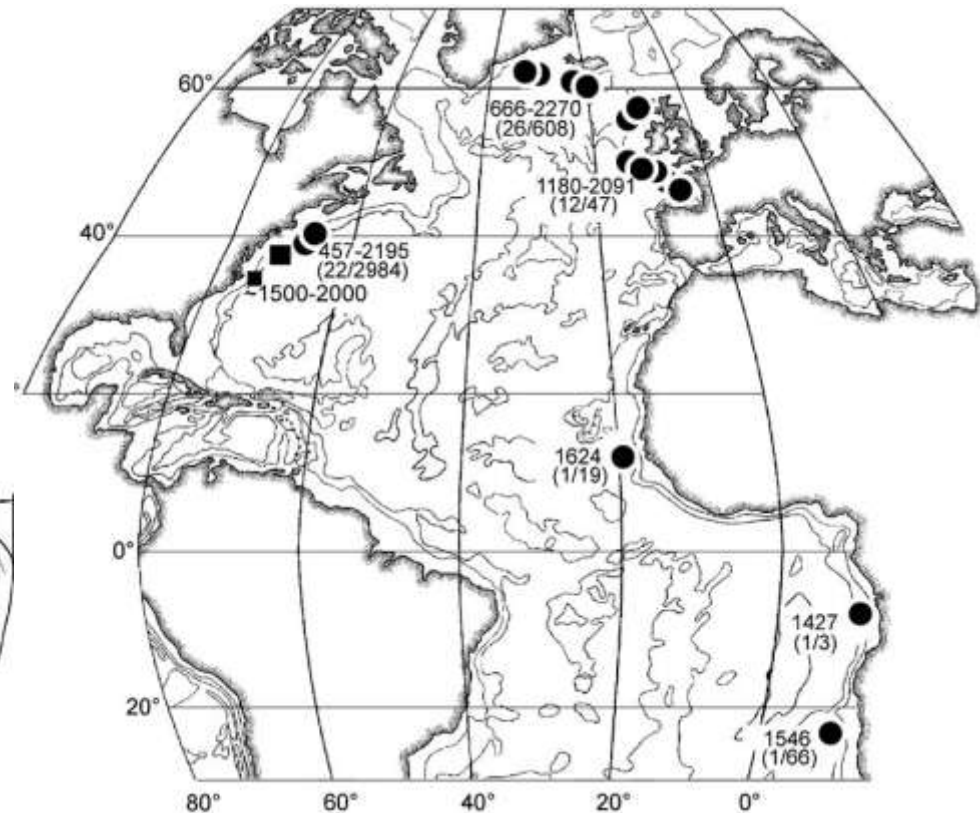
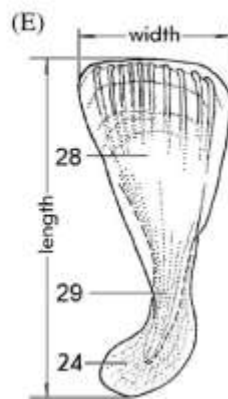
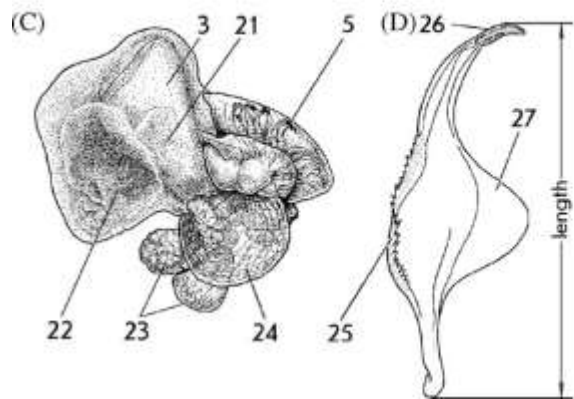
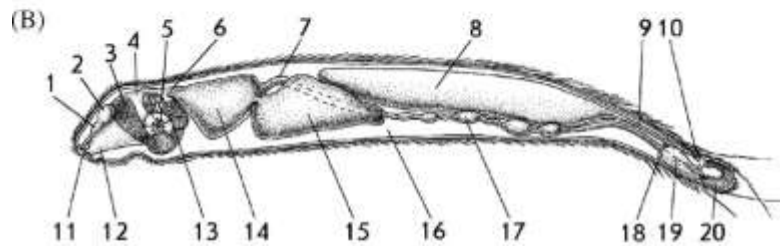
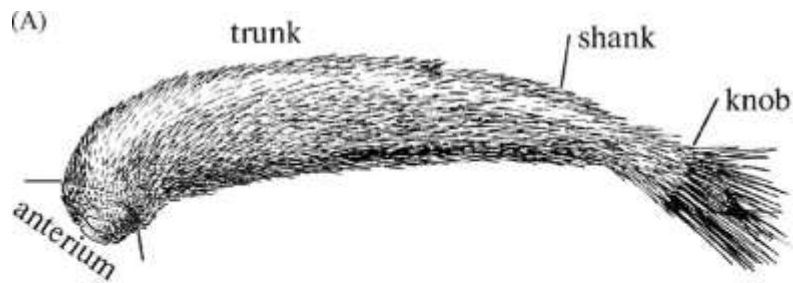
Sigwart, J. D. and M. D. Sutton (2007). "Deep molluscan phylogeny: synthesis of palaeontological and neontological data." Proceedings of the Royal Society of London, B. - Biological Sciences **274**: 2413-2419.



Semenikhina, O. Ya., N. K. Kolotukhna, et al. (2008). "Morphology of larvae of the family Mytilidae (Bivalvia) from the north-western part of the Sea of Japan." Journal of the Marine Biological Association of the United Kingdom **88**(2): 331-339.



Scheltema, A. H. and D. L. Ivanov (2009). "A natural history of the deep-sea aplacophoran *Prochaetoderma yongei* and its relationship to confamilials (Mollusca, Prochaetodermatidae)." Deep-Sea Research II **56**: 1856-1864.



Petit, R. E. (2009). "George Brettingham Sowerby, I, II & III: their conchological publications and Molluscan taxa." *Zootaxa*(2189): 1-218.

PROPOSALS
FOR PUBLISHING, BY SUBSCRIPTION,
IN
About Fifty Quarterly Parts,
PRICE £1 11s. 6d. each,
SPECIES CONCHYLIORUM;
OR DESCRIPTIONS
OF
ALL THE KNOWN SPECIES
OF
Recent Shells,

By G. B. SOWERBY, F. L. S. &c.

Illustrated by Coloured Plates,
By J. D. C. SOWERBY, F. L. S. &c.

In consequence of the great extent of this undertaking, and in order to secure its regular continuation, it is requested that those who desire to patronize the Work will forward their names and addresses to the Author, 156, Regent Street, London; or to Messrs. SOWERBY, 2, Mead Place, Lambeth. The Work will be printed on Royal Quarto, and each Number will contain about eighteen highly finished Plates, coloured from Nature, and comprise about 100 Species; so that when complete there will be descriptions and figures of about Five Thousand Species. Those Subscribers who are disposed to favour the undertaking by advancing Twenty Pounds, will have the complete Work delivered to them for Sixty Pounds; so that for each Part, as it appears, they will have only to pay Sixteen Shillings; thus

This day is published, price 1s. 6d.,
PART I.,
TO BE CONTINUED WEEKLY,
OF
CONCHOLOGICAL ILLUSTRATIONS,
OR
COLOURED FIGURES
OF HITHERTO
UNFIGURED RECENT SHELLS,
BY G. B. SOWERBY, JUNR.

It was at first intended to have published this Work in monthly parts, each containing four plates, and to have *reduced* many of the Shells according to a scale; it has, however, been deemed advisable, for the sake of rapidity and regularity, and in order to keep alive a continuous interest in the subject, to publish it in *weekly* parts, and wherever the small size of the paper (the same as that of Wood's Catalogue) will permit, to give the Shells of their natural dimensions, only occasionally diminishing the representations of the very large Shells, and magnifying such as are so small that their characters could not be rendered apparent without. Each part will consist of from six to twelve or more figures. The Work will not only contain representations of such Shells as have not hitherto been figured, but also of such as are not sufficiently correctly represented in former publications. It will therefore be a work of reference for all such RECENT SHELLS as are not well figured before. Whenever it is necessary for identifying the species both sides will be given, otherwise it is intended to give only one figure of each species. The first part will contain 14 figures of seven species of Cowries, and the Cowries will be continued in some of the following parts.

Petit, R. E. (2009). "George Brettingham Sowerby, I, II & III: their conchological publications and Molluscan taxa." Zootaxa(2189): 1-218.

“Draw plates! Draw plates! ... but for the love of God, do not describe shells!” – Crosse, 1870

“... color blindness did not prevent G.B. Sowerby III from describing color varieties of species.” – Petit, 2009

Petit, R. E. (2009). "George Brettingham Sowerby, I, II & III: their conchological publications and Molluscan taxa." Zootaxa(2189): 1-218.

“... synonymy lists will usually have
Sowerby names stacked up like cord wood.
– Petit, 2009



Petit, R. E. (2007). "Lovell Augustus Reeve (1814–1865): malacological author and publisher." Zootaxa **1648**: 1-120.

CONCHOLOGIA ICONICA;

COMPLETE REPERTORY OF SPECIES.

PICTORIAL.



DESCRIPTIVE.



By **LOVELL REEVE, A.L.S., F.Z.S., ETC.,**

MEMBER OF THE "SOCIÉTÉ GÉOLOGIQUE."

THE FIGURES BEING DRAWN BY HIM UPON THOSE FROM ORIGINAL TERRESTRIAL SKETCHES

By **G. B. SOWERBY, JES.**

LONDON:

PRINTED FOR, PUBLISHED, AND SOLD BY

LOVELL REEVE, NATURALIST, 8 KING WILLIAM STREET, STRAND;


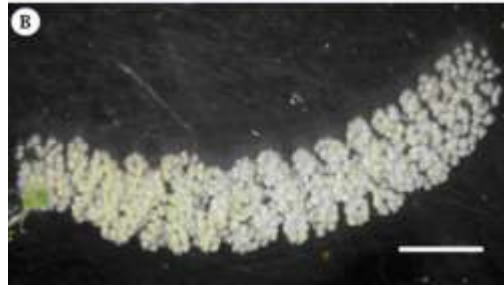
SOLD ALSO BY G. B. SOWERBY, 10 GREAT BUNHOLM STREET - PORTER, BARNON AND CO., PARIS - ASHES AND CO., BRUSSELS

1843.

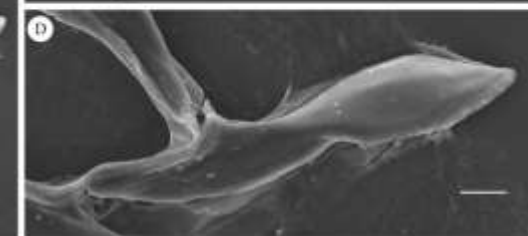
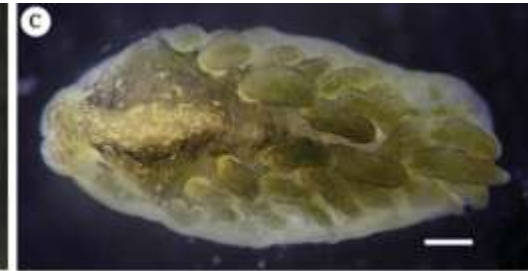
Lovell Reeve

Krug, P. J., R. A. Ellingson, et al. (2007). "A new poecilogonous species of sea slug (Opisthobranchia: Sacoglossa) from California: comparison with the planktotrophic congener *Alderia modesta* (Lovén, 1844)." Journal of Molluscan Studies **73**: 29-38.

A. modesta

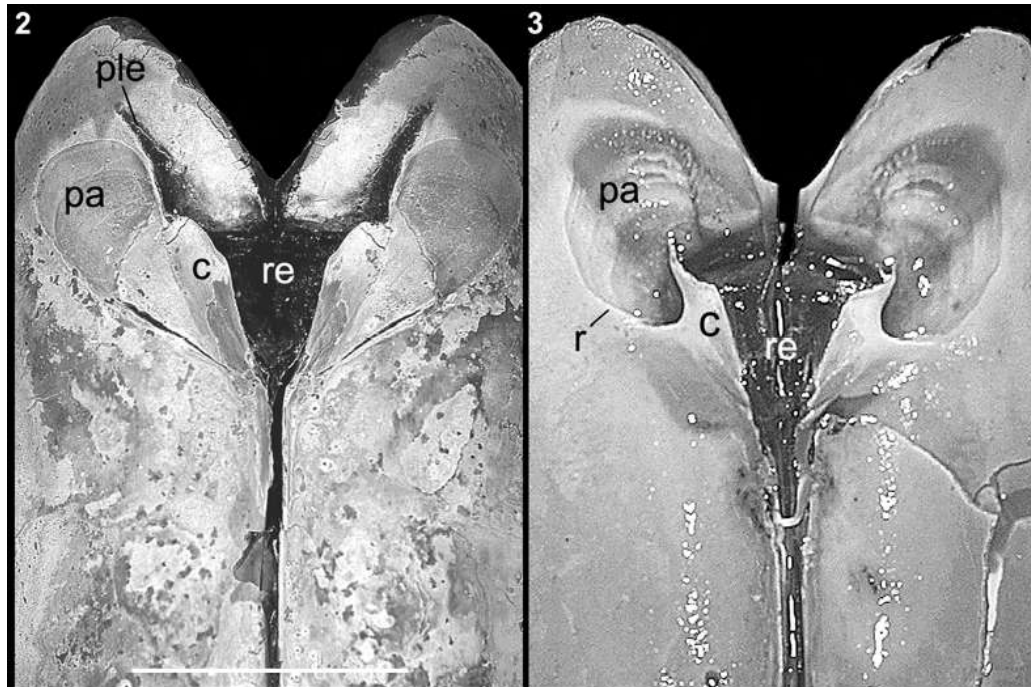


A. willowi



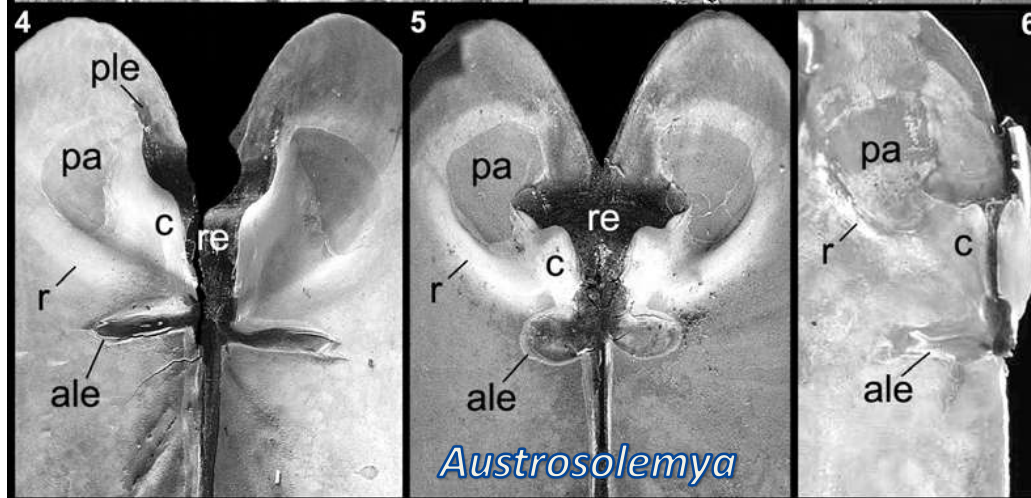
Kamenev, G. M. (2009). "North Pacific Species of the Genus *Solemya* Lamarck, 1818 (Bivalvia: Solemyidae), with Notes on *Acharax johnsoni* (Dall, 1891)." Malacologia 51(2): 233–261

Solemya s.s



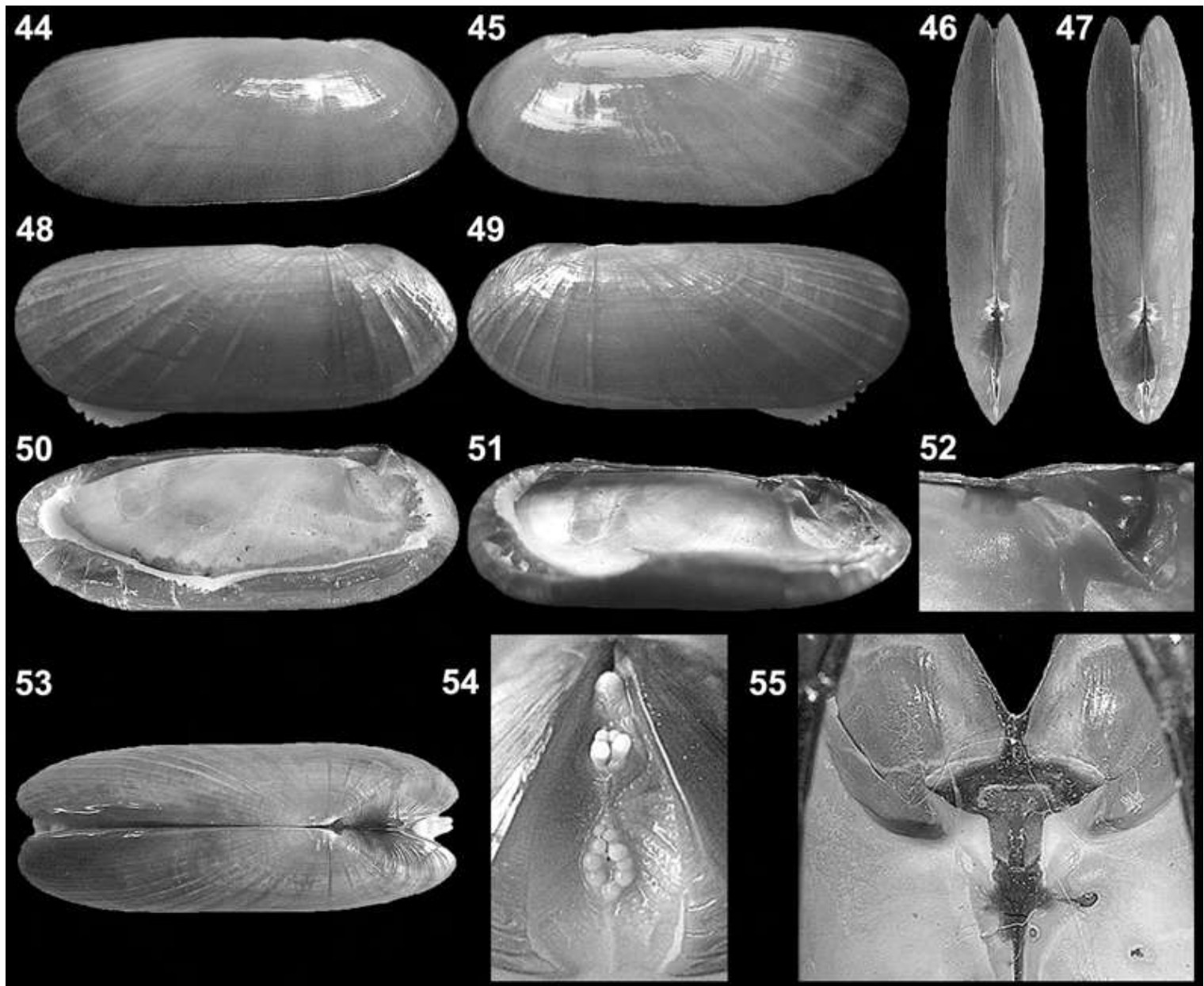
Petrasma

Zesolemya

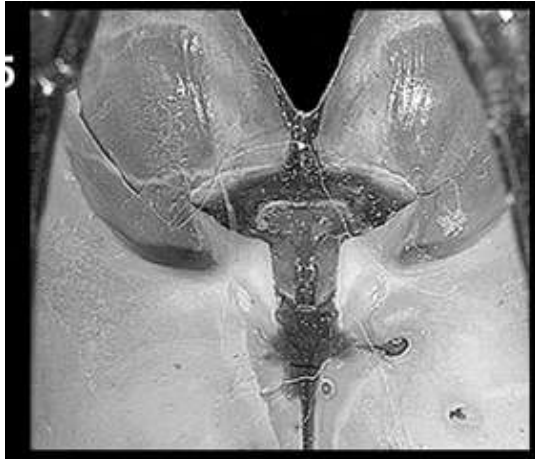


Austrosolemya

Solemyarina



Solemya (Petrasma) pervernicosa = [*Solemya reidi*]

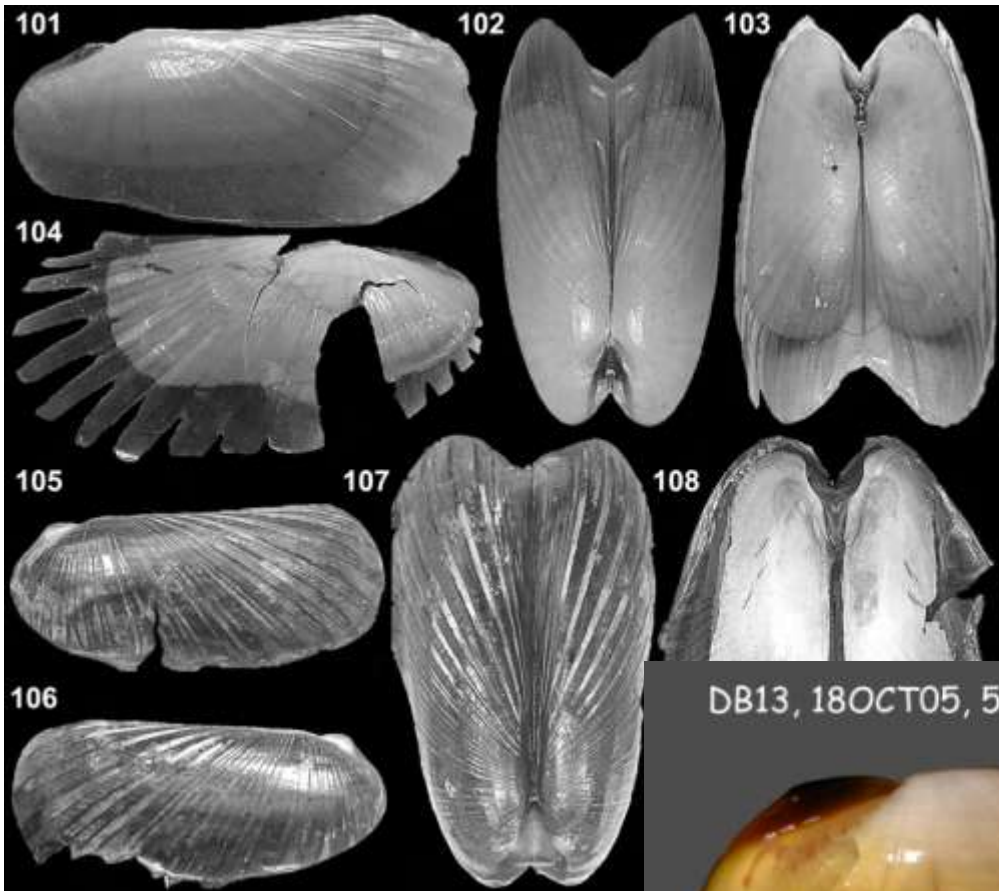


Santa Monica Bay, CA
35 mm specimen
(Kamenev, 2009)



OCSD Sta. O(1), 12APR05, 56 m ; 4 mm
specimen (Image by K. Barwick)

Solemya (Petrasma) pervernicosa = [*Solemya reidi*]



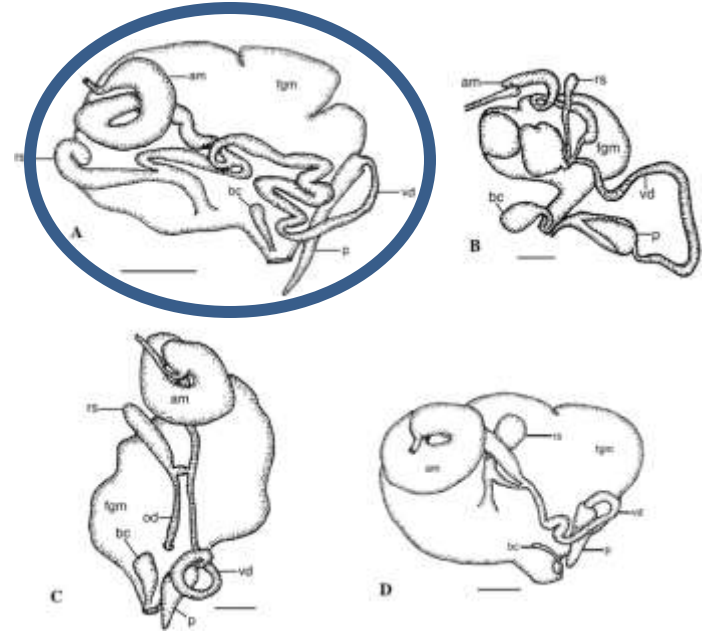
Acharax johonsoni (Dall 1891)

DB13, 18OCT05, 542 m








5 mm

Gosliner, T. M., M. M. González-Duarte, et al. (2007). "Revision of the systematics of *Babakina* Roller, 1973 (Mollusca: Opisthobranchia) with the description of a new species and a phylogenetic analysis." Zoological Journal of the Linnean Society **151**(4): 671-689.




BABAKINA FESTIVA (ROLLER, 1972)

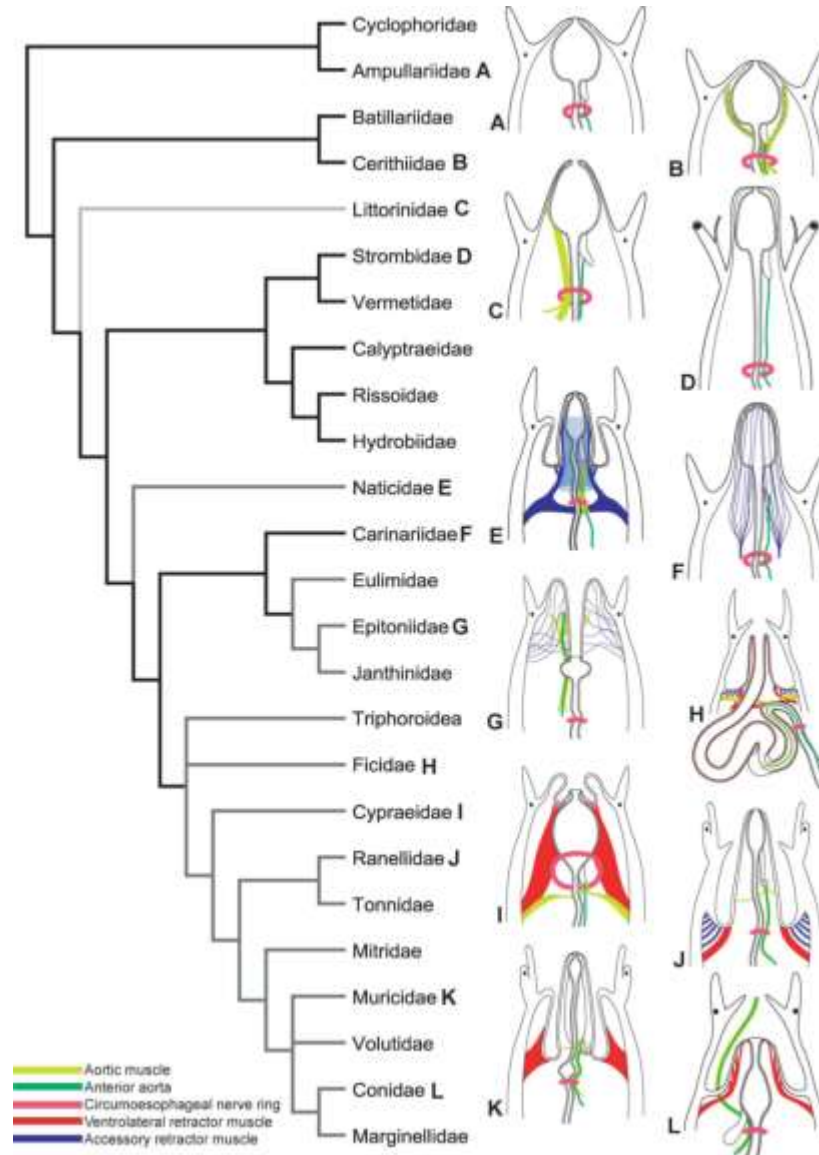




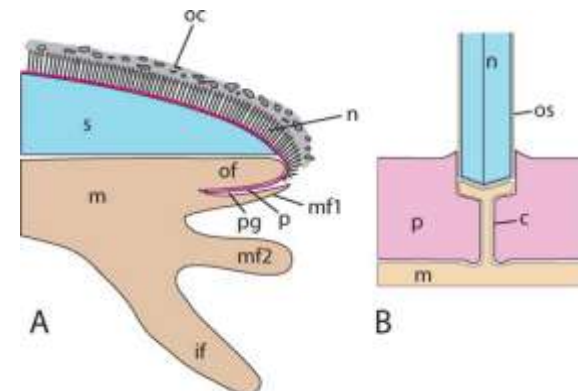
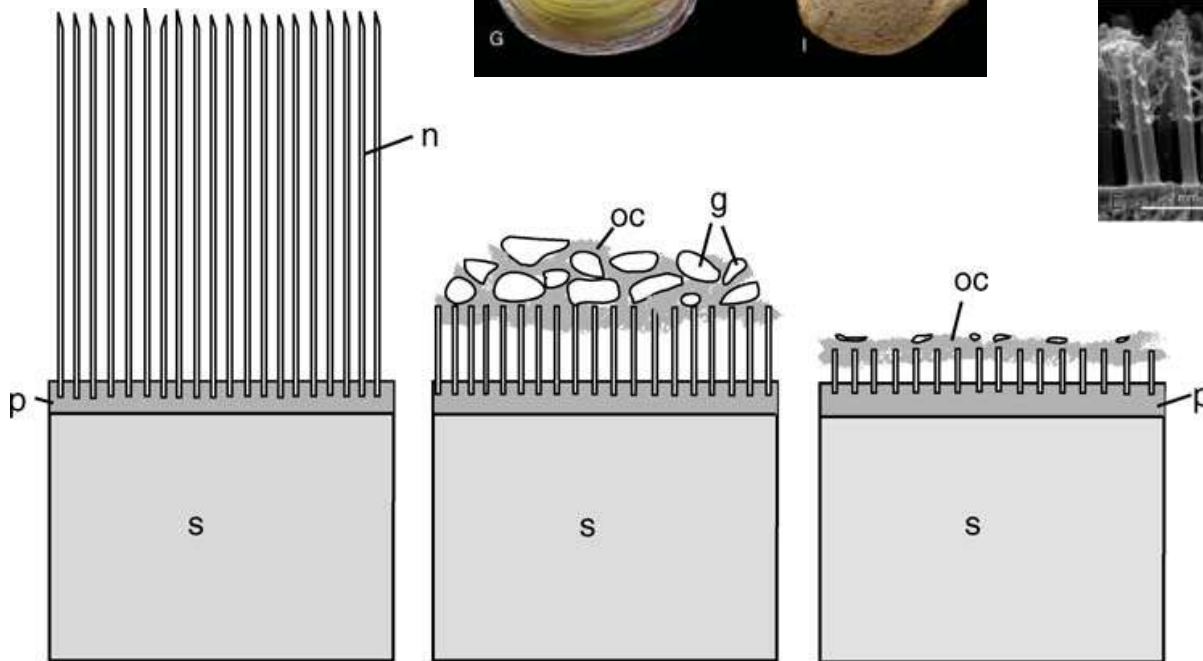
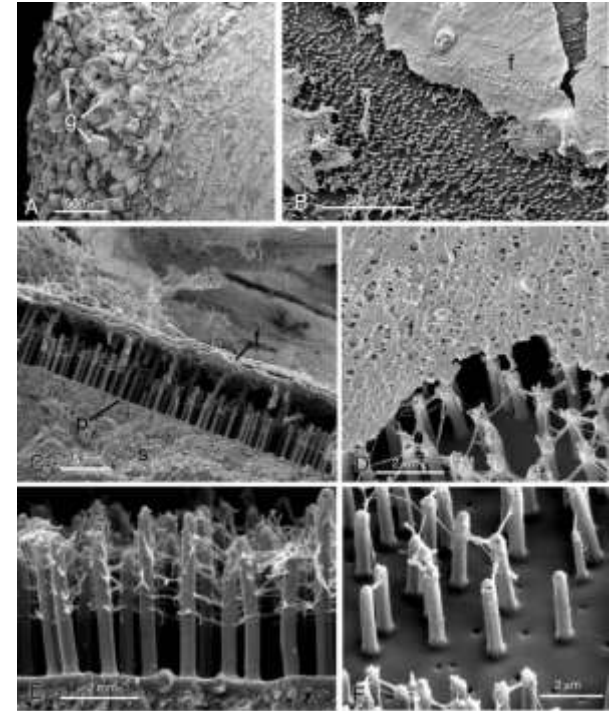
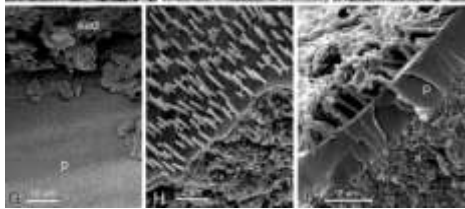
BABAKINA FESTIVA





Golding, R. E., W. F. Ponder, et al. (2009). "The evolutionary and biomechanical implications of snout and proboscis morphology in Caenogastropoda (Mollusca: Gastropoda)." Journal of Natural History **43**: 2723-2763.



Glover, E. A. and J. D. Taylor (2009). "Needles and Pins: Acicular Crystalline Periostracal Calcification in Venerid Bivalves (Bivavia: Veneridae)." Journal of Molluscan Studies Advance Access 00: 1-23.



Geiger, D. L. and J. H. McLean (2010). "New species and records of Scissurellidae and Anatomidae from the Americas (Mollusca: Gastropoda: Vetigastropoda)." *Zootaxa*(2356): 1-35.

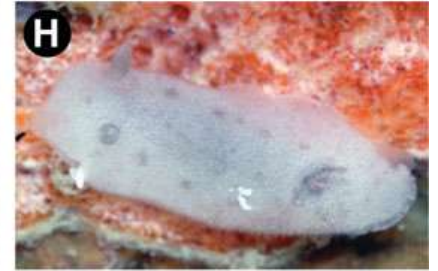


***Thielella kelseyi* (Dall, 1905)**

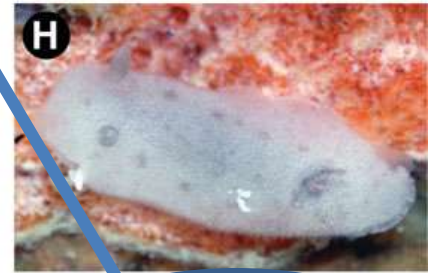
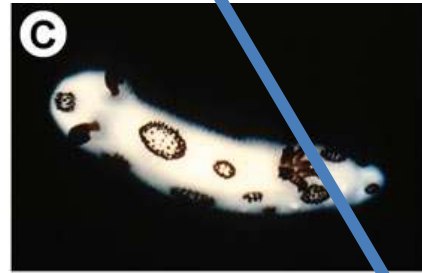
Misidentification:

Anatoma crispata (non Fleming, 1828):
McLean, 1996: 17, fig. 1.2 [is *T. kelseyi*].
Scissurella (*Anatoma*) *crispata*: McLean, 1967:
405, pl. 56, figs 1–4 [includes *A. chiricova* and
A. japonica. Illustrated
specimen is *T. kelseyi*].

Camacho-García, Y. E. and T. M. Gosliner (2008). "Systematic revision of *Jorunna* Bergh, 1876 (Nudibranchia: Discodorididae) with a morphological phylogenetic analysis." Journal of Molluscan Studies **74**: 143-181.

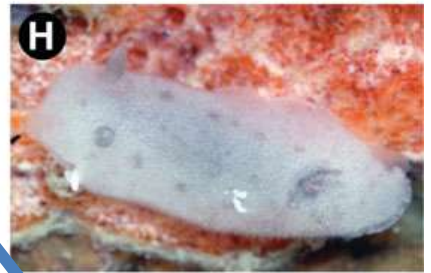
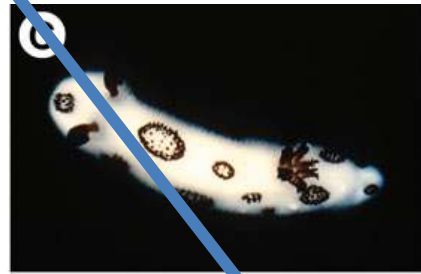


Jorunna pardus

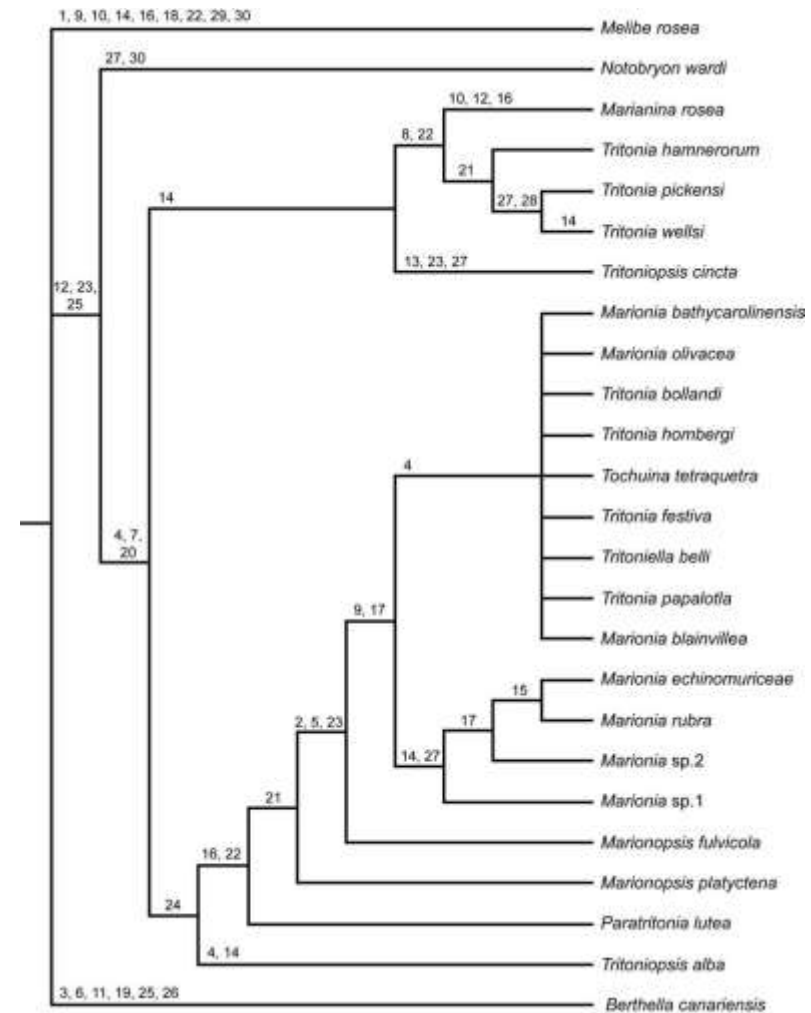
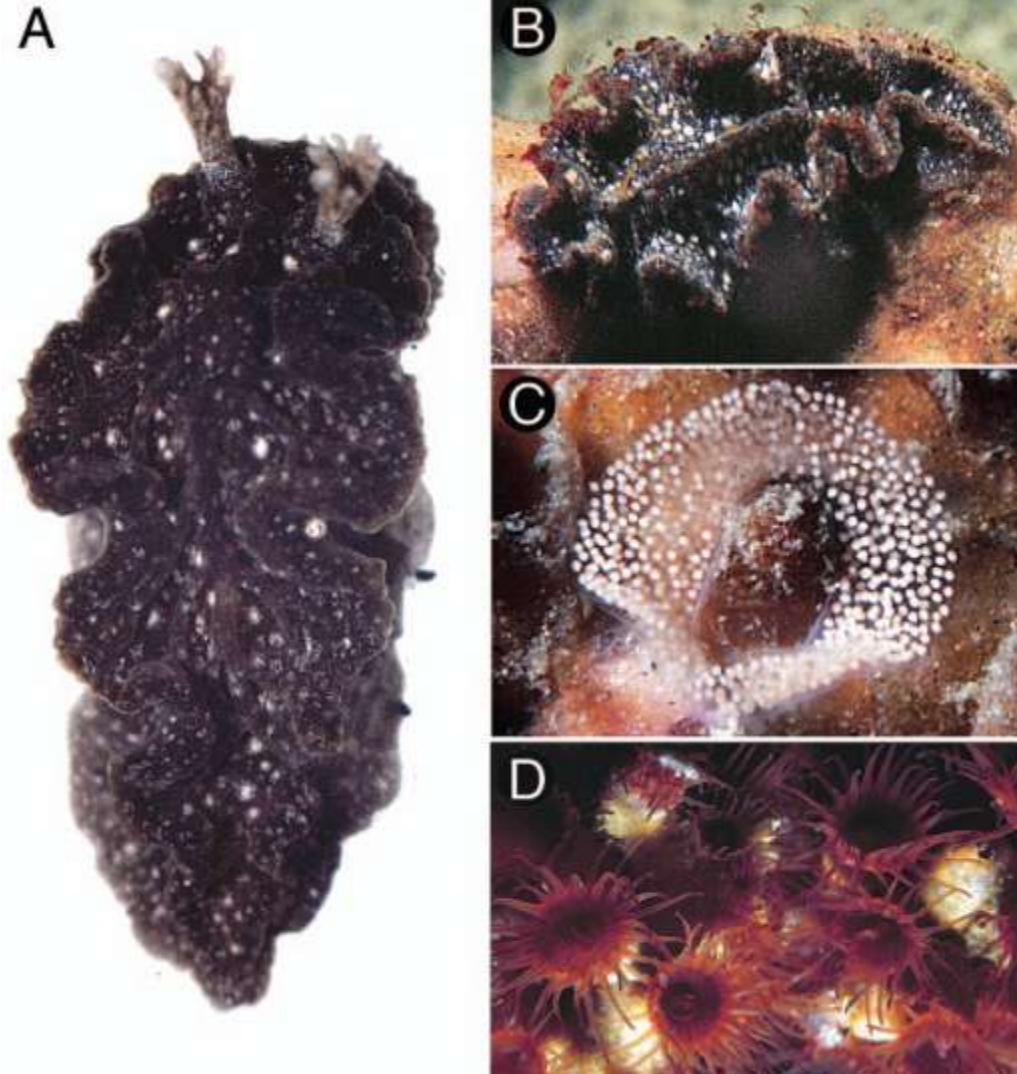


Jorunna tempisquensis


[?= *Jorunna* sp. 1 fide of Behrens & Hermosillo, 2005



Bertsch, H., A. Valdes, et al. (2009). "A New Species of Tritoniid Nudibranch, the First Found Feeding on a Zoanthid Anthozoan, with a Preliminary Phylogeny of the Tritoniidae." Proceedings of the California Academy of Sciences **60**(12): 431-446.



Behrens, D. W., M. T. Gosliner, et al. (2009). "A New Species of Dorid Nudibranch (Mollusca) from the Revillagigedo Islands of the Mexican Pacific." Proceedings of the California Academy of Sciences **60**(11): 423-429.



Chromodoris socorroensis = [*Chromodoirs* sp 1 Behrens and Hermosillo, 2005]