

SCHOCK



SCHOCK
GUIDE

SINK
GREEN




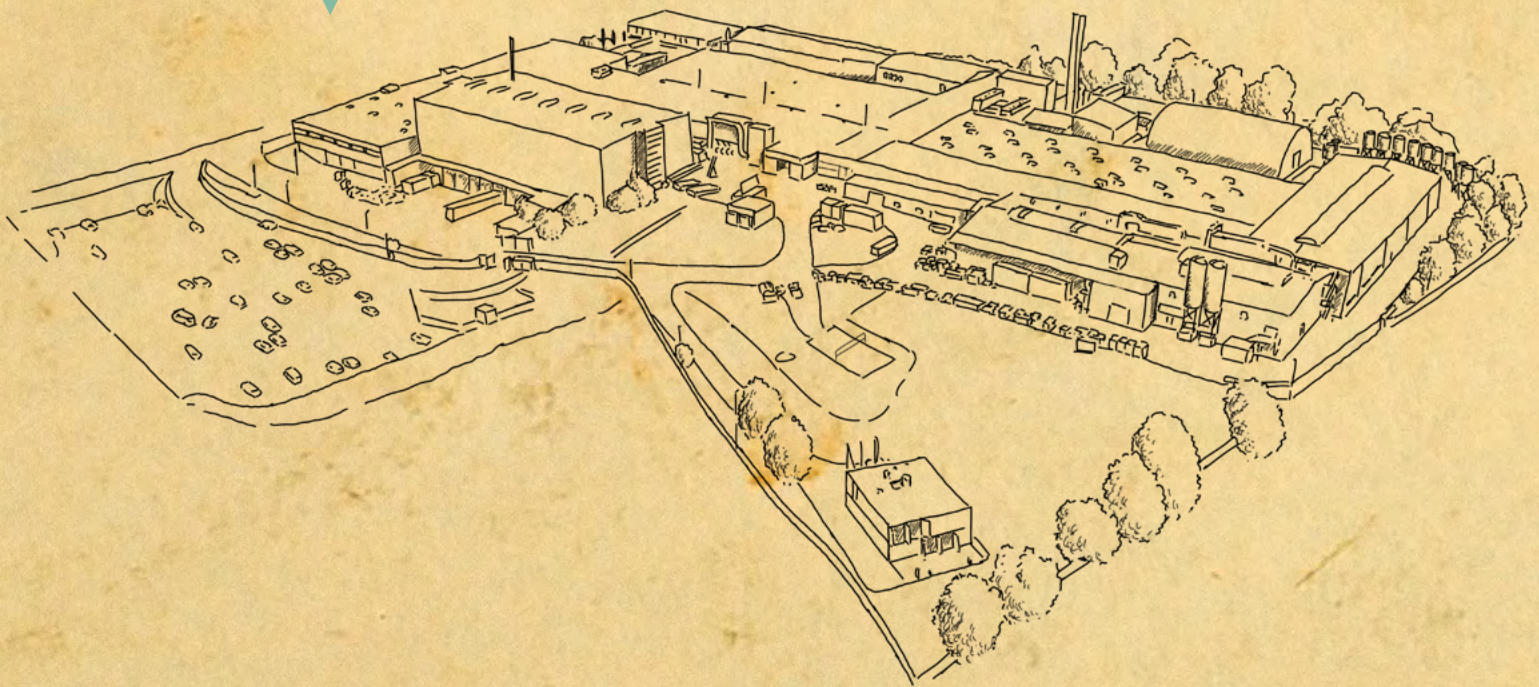
SINK GREEN



Our path to a sustainable future

- Electricity consumption per sink reduced by 59% since 2010
- 100% green electricity with guarantee of origin
- Water consumption per sink reduced by 77% since 2010
- 95% of process water is recycled

- Active member of the UN Global Compact
- Packaging can be 95% separated by type and is part of a take-back system
- Continuous reduction in net consumption per unit produced and alternative energy sources with regional sourcing
- Wild flower meadows and green space in SCHOCK factory grounds, including our own bee colonies
- Installation of photovoltaic systems to cover part of our electricity needs





Schock GmbH

Hofbauerstr. 1
94209 Regen
www.schock.de/int_en

Tel.: +49 9921 600-0
Fax: +49 9921 600-263
Mail: info@schock.de



- S. 02 Service
- S. 03 Online support
- S. 04 Placing an order
- S. 06 Multifunctional notch design
- S. 07 Product benefits
- S. 08 Material finish
- S. 09 CRISTADUR® Green Line
- S. 10 CRISTADUR® advantages
- S. 12 Sink installation types
- S. 14 Perfect Drain
- S. 15 Waste disposal adapter
- S. 16 Accessories summary
- S. 18 LED lights and Indutherm
- S. 19 Pop-up controls
- S. 20 Product care
- S. 22 Kitchen mixer taps in detail
- S. 23 Patented sleeve technology
- S. 24 Low-pressure mixer taps
- S. 26 Vitus 3-way mixer tap
- S. 28 Highlight mixer tap Talia
- S. 30 Semi-professional mixer taps
- S. 31 Window mixer taps
- S. 32 Spray function
- S. 33 Ultra-quiet aerator
- S. 34 Soap dispensers
- S. 35 Kitchen sink visible parts
- S. 36 The company



Our SCHOCK service

Training and factory tour

Welcome to SCHOCK! Our extraordinary training centre built out of 12 brightly coloured shipping containers is where product display meets cookery school.

TRAINING TOPICS (EXCERPT)

- Production process for SCHOCK sinks
- Details on product features and materials
- Insight and background on the company
- Correct care and installation of the sink
- Special features of our kitchen taps and accessories

FACTORY TOUR

- Take a factory tour for a live experience of how a SCHOCK sink is made and get to know our products in detail.

Submitting a complaint

Our sinks consist of up to 75% quartz. And that's where they get slight colour nuances, spots of matt finish or variation in look and feel. If you have a complaint, we will be there for you.

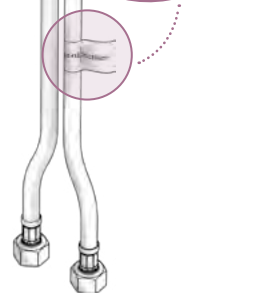
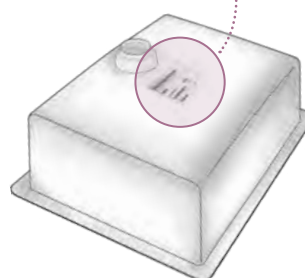

CHECK LIST FOR COMPLAINTS

- Order or invoice number
- Serial number of the sink from the back of the bowl or serial number of the mixer tap from the label on the connection hose
- Exact description of the complaint
- Send photos clearly showing the issue

Serial number
of the sink

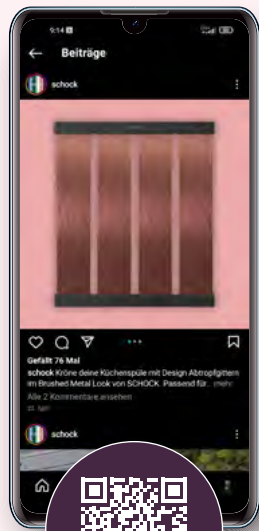


Serial number
of the tap

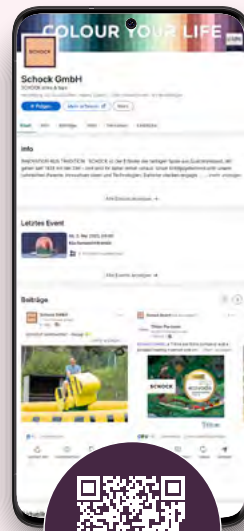




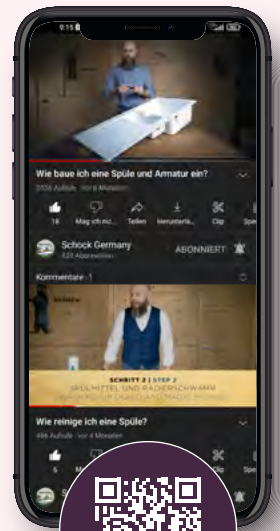
facebook.com/SchockGermany



instagram.com/schock



linkedin.com/company/schock-gmbh



youtube.com/schockglobal

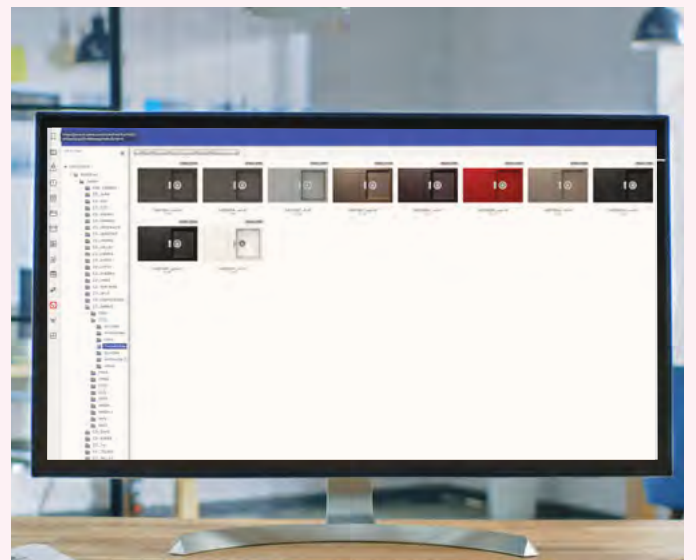
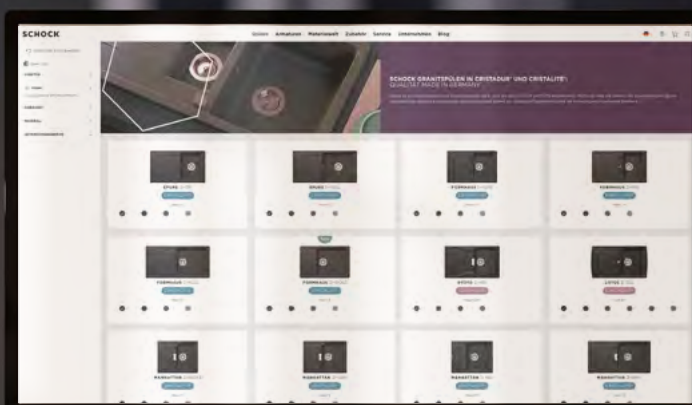
SCHOCK content online

www.schock.de/int_en

All information on our products, such as technical details or the kitchen sink configurator, as well as service offerings are available to you and your customers online at any time.

SCHOCK media database

Access to image and video materials for use in your own SCHOCK marketing.



We will be happy to give you your personal access credentials. Just ask our Schock sales team.

Placing an order

Depending on turnover and order volume, we also offer our customers the option of EDI ordering. In addition, users of the planning programmes Carat and KPS can order directly from the programmes via EDI-based data transmission (E.com). Advantage: fastest possible order entry and immediate order confirmation. Please contact us via our field service or our IT department (it@schock.de).



EASY ORDERING

Commission/order number as well as desired delivery date is essential information.



PRODUCT ID

Please make sure that the article numbers are correct when ordering your SCHOCK products.


WISHLIST

SPACE FOR CREATIVITY

We are happy to accommodate special requests - please add a separate note with your order.



The article number describes the complete configuration of a SCHOCK sink.



Note on bowl sizes:
XS - XL (LS = large bowl, short drainer)

Type of installation:

A Topmount **F** Flush mount
U Undermount **M** Modular

MOND100LAMAG

Abbreviation for **colour**
Here: Magma

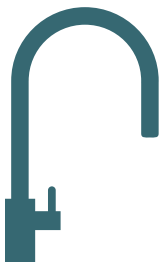
Abbreviation for **model family**
Here: Mono

D With drainer
N No drainer
M Modular
C Corner sink
R Round sink

Number and size of bowls
100 One standard bowl
150 One standard bowl and one half-bowl
200 Two standard bowls



The article number describes the complete configuration of a SCHOCK mixer tap.



Numbers 1-3: Description of **model family** (Here: Altos)

529123EDM

Abbreviation for **material/colour finish**

EDM Solid stainless steel
EDO Stainless steel look
CHR Chrome
WGO White Gold
COP Copper
GUM Gunmetal
S Black
W White

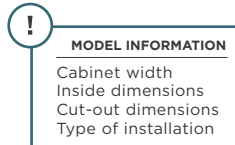
The last three numbers provide information on the **spout** and **type of tap**:

000 Fixed spout
003 Fixed spout, low-pressure
005 Window tap
006 Additional shower head
127/027 Full-colour coating
120 Pull-out spout
123 Pull-out spout, low-pressure
125 Pull-out spout, window tap

In the case of coloured taps, the abbreviation for the specific SCHOCK colour is shown here.

Step by step

1 SELECT A SINK MODEL AND DON'T FORGET TO READ THE MODEL INFORMATION




Choice - Our sink models are equipped with an automatic drain fitting incl. eccentric operation as standard. On request, an outlet fitting with manual operation can also be supplied. In this case, please specify this as a separate order or text item in your order.

3 CHOOSE A COLOUR



Variety - The colour summary tells you which colours are available in CRISTADUR® and CRISTALITE®. You'll find the summary for each individual model on the product pages.

5 ADD ANY SPECIALS YOU'D LIKE



Multifunctional - Matching accessories such as functional bowls or chopping boards are available for different models. Please note the distinction between included and optional accessories on the product pages.




Illuminated - As a technical highlight, we offer LED lighting for a variety of sinks. To get the pilot holes in the right place, please specify which side the sink bowl is going to be on when it's installed. You'll find the correct article number under optional accessories with every available model.

6



Aesthetic: enhance the look of your CRISTADUR® sinks and match your exposed parts in Stainless Steel, White Gold, Copper Gunmetal or Puro to the respective fitting. You will find the article numbers in the optional accessories section.

2 DECIDE WHAT TYPE OF INSTALLATION YOU WANT

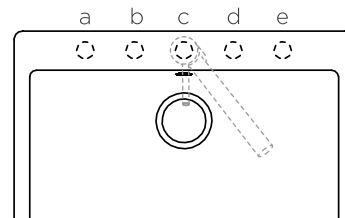


Individuality - To enable the sink to be coordinated with the material and thickness of the worktop, almost all sink models are available for topmount and undermount installation. Flush mount installation is available with a select range of models and colours. Please note the technical information on the product pages.

4 ADD THE IDEAL MIXER TAP



Flexibility - Do you want a fixed spout or a pull-out version? Please enter the matching article number in your order. If you're ordering a coloured tap that is not the same colour as the sink, we would appreciate a quick note with your order telling us that this is intentional.



Tap hole for tap hole - For many of our models, we offer you the option of arranging the tap, rotary eccentric and washing-up liquid dispenser individually on the sink. In order to be able to meet your requirements, we need the correct information for the positions of the hole drillings. The respective possibilities per model are shown in the technical drawings.

Example for order specification:
629004/c, 629004/d etc.

7 ADD CARE PRODUCTS



Flawless - Specially developed care products complement your order and offer the perfect way to keep all SCHOCK sinks clean and looking good.

MULTI FUNCTIONAL notch design

Sink series with useful notch:

CRISTADUR®: Greenwich N-200, N100XL as well as series Kiruna, Mono N-100 + N-100S, Prepstation, Tia CRISTALITE® Brooklyn N-100XL, N-200, Mansion M-100L, Nemo N-100S, N-100 und Tribeca N-100XL

The **integrated notch** for hanging and laying accessories in the sink creates a multifunctional working platform for all those who love cooking.

Foldable drip racks in coordinating finishes, racks to hold **Gastronorm containers** and **chopping boards** are some of the other extras enabling space-saving working in the heart of the kitchen.



Take a further look:

You can find all of the functional highlights (including chopping boards, Gastronorm containers, multifunctional bowls, draining boards) and the design extras (including visible parts, LEDs, Comfo-push) in our catalogue and on our website.



Product advantages

SCHOCK sinks consist predominantly of quartz. The finishes were specially developed by SCHOCK for the demands of the kitchen. The rigours of everyday use leave barely a trace on our proven material technology.



Who invented it?

SCHOCK is the inventor of the coloured, quartz composite sink and is the only manufacturer to offer CRISTADUR®, a premium, silky-smooth finish.

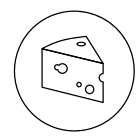


Externally tested

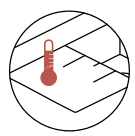
Various product quality features are regularly tested internally, as well as by DEKRA. This is how we ensure that we meet your quality requirements. In terms of corporate sustainability, we are also subject to external evaluation based on international standards such as GRI or the United Nations Global Compact.



Easy to clean
Poreless surface for an extremely easy-clean, hygienic finish



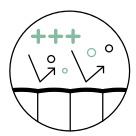
Odour free
Leaves the surface free of smells
DIN 10955



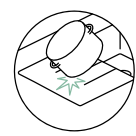
Heat resistant
Not temperature sensitive up to 180°C
DIN EN 13310



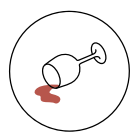
Food safe
Absolutely safe material
DIN EN 1186



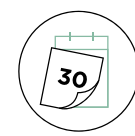
Dirt repellent effect
Dirt and water simply roll off



Impact resistant
Tough and hard-wearing material
DIN EN 438-2



Stain resistant
Resistant to food stains
DIN EN 13310



Made to last
Extremely durable
DIN EN 13310




Material CRISTALITE®

**OUR CLASSIC
WITH THE STONY FINISH**

- The classic among SCHOCK sinks
- On-trend material available in many fashionable shades and natural-looking colours
- Robust material
- Beautiful in appearance and attractive on price

Our CRISTALITE® finish feels stony to the touch.
(Illustration)



Material CRISTADUR®

**OUR PATENTED PREMIUM FINISH
WITH SILKY-SMOOTH FEEL**

- Intense colours in more than 10 shades from pure white (since 2021) to jet black (since 2013)
- Dirt repellent effect makes it extremely easy to clean
- Flush mount installation and many accessory options

Our CRISTADUR® finish has a silky-smooth feel.
(Illustration)





Material CRISTADUR® Green Line

THE MOST SUSTAINABLE SCHOCK
MATERIAL TECHNOLOGY

- **Mostly made from natural, renewable or recycled raw materials**
- **All the familiar quality features of CRISTADUR®**
- **Intense, matt colours from pure white and jet black to bold shades of colour**

Like all SCHOCK sinks, CRISTADUR® Green Line models consist mainly of quartz, which is combined with colour additives from natural sources and binders made from recycled or renewable components.

And we are continuing to work on optimising new products in this sustainable direction.



Technology patents pending

RETURNABLE SINKS? AMAZING!

WITH OUR CLOSED CYCLE

SINK GREEN is a holistic mindset extending across the entire product lifecycle. Because even though our highly sustainable SCHOCK sinks are made to last, they will still need to be replaced at some point.

This is where our **recycling technology** comes in: you can put your CRISTADUR® Green Line model from Germany and Austria back into our closed cycle to be recycled by us into new sinks. We are already using this system to recycle used materials from our Green Line production process into new products.

Full information on the procedure is supplied with your respective SCHOCK CRISTADUR® Green Line sink.




CRISTADUR® advantages

The premium material wins fans with its **patented, poreless structure** and beautifully shimmery finish, from which any dirt and water simply roll off. Being extremely easy to clean, it's not just the look of CRISTADUR® that makes it a luxury to befit any kitchen.



SILKY-SMOOTH FINISH

Feel the difference with the poreless structure.



DIRT REPELLENT EFFECT

Water and dirt simply roll off the surface, leaving nothing for germs and bacteria to grow on.



EASY TO CLEAN

The poreless finish and dirt repellent effect makes the sinks extremely easy to clean.



INTENSE COLOURS

More than 11 intensely shimmering colours from pure white to jet black – and if you like it loud, you can even have red.



Tested with boiling water taps



Range of flush mount models available



Patented technology
Further patents pending


Based on resource-saving production in Germany and quartz as the main component, all SCHOCK quartz composite sinks are made with a responsible approach to nature and the environment. The CRISTADUR® Green Line is SCHOCK's most sustainable option for a conscious purchasing decision as well as an additional upgrade for the kitchen architecture.

**CARBON NEUTRAL
COMPANY** ... ▶



Our path to a responsible and sustainable future includes the continuous improvement of our processes at all levels. From biodiversity on our factory site, resource conservation in production to equality and health protection for our team and the entire supply chain.


**GREEN
LINE** ... ▶



The innovative product line from SCHOCK impresses with its sustainably optimised composition as well as its high-quality matt colours.

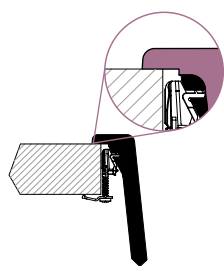
Installation types for our kitchen sinks

Besides the selection of colours and models to choose from, you can also individualise your sink with the type of installation you opt for. Please see the product range summaries or the catalogue for the different options available.



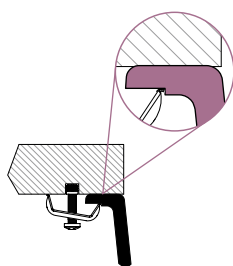
Topmount installation

Classic installation type, dropped in from above, for all SCHOCK sink models and all worktop materials.



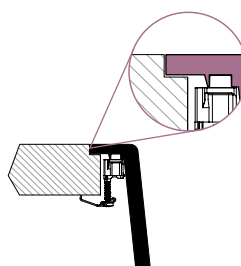
Undermount installation

Fashion-forward installation type for the majority of SCHOCK sink models and matching worktop materials.



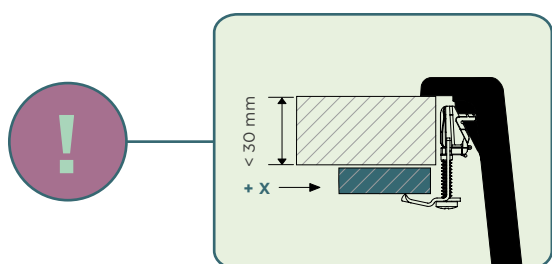
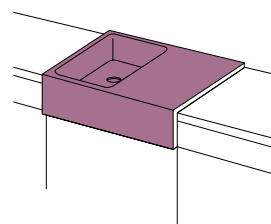
Flush mount installation

Exclusive, seamless installation for selected SCHOCK sink models and suitable worktop materials.



Modular installation

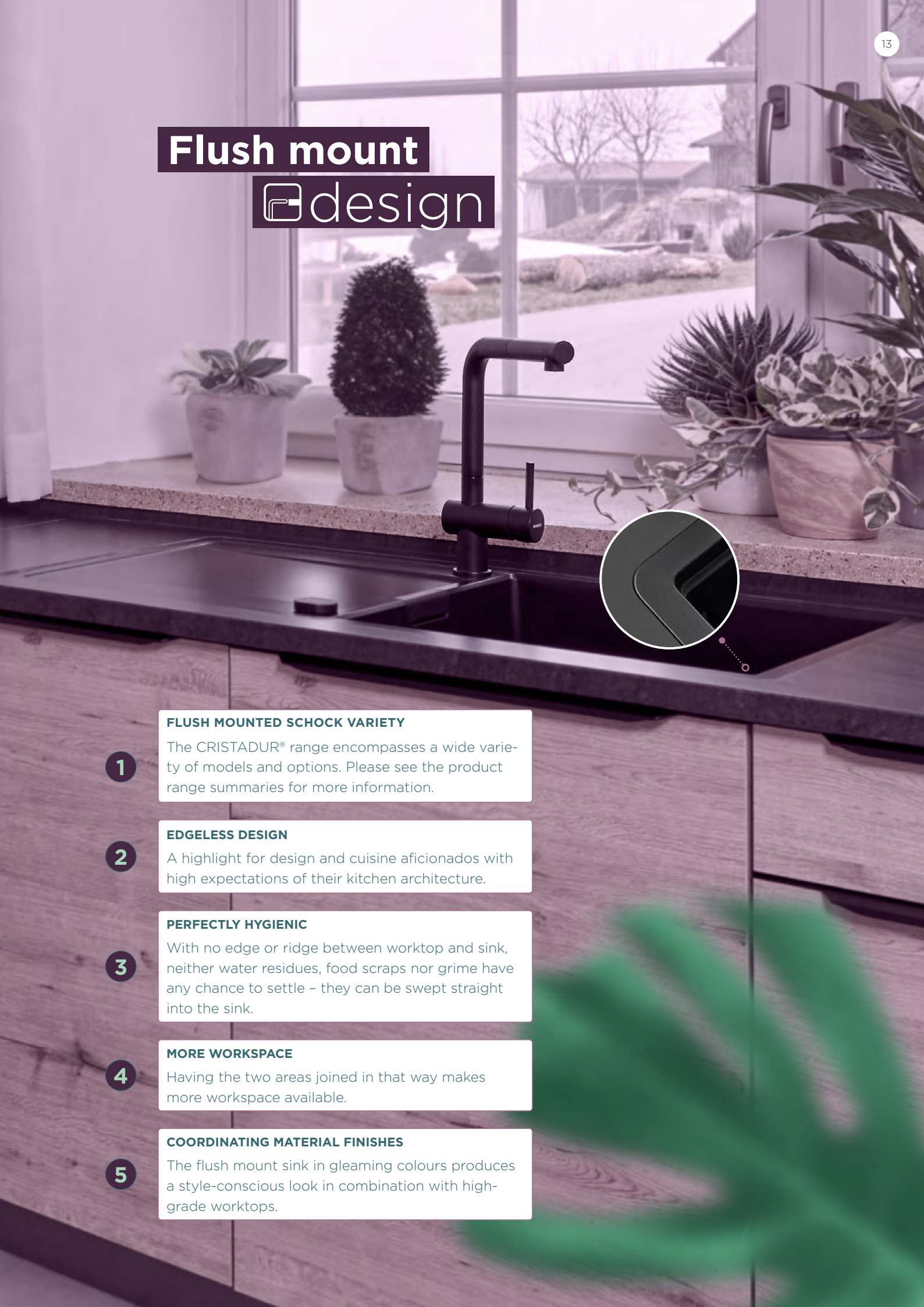
Typical of a farmhouse kitchen, the modular sink can be installed between two worktops or in a suitable notch. Overhang varies depending on kitchen planning.



RECOMMENDED MINIMUM WORKTOP THICKNESS

Please note that if the sink is going to be installed with the help of our mounting brackets, we recommend a **worktop thickness of 30-40 mm** to ensure optimal grip. If the worktop is thinner than that, you will need to double up.

Flush mount design



FLUSH MOUNTED SCHOCK VARIETY

1 The CRISTADUR® range encompasses a wide variety of models and options. Please see the product range summaries for more information.

EDGELESS DESIGN

2 A highlight for design and cuisine aficionados with high expectations of their kitchen architecture.

PERFECTLY HYGIENIC

3 With no edge or ridge between worktop and sink, neither water residues, food scraps nor grime have any chance to settle - they can be swept straight into the sink.

MORE WORKSPACE

4 Having the two areas joined in that way makes more workspace available.

COORDINATING MATERIAL FINISHES

5 The flush mount sink in gleaming colours produces a style-conscious look in combination with high-grade worktops.

Just
perfect:

Perfect Drain



With the Perfect Drain, the strainer basket fits **seamlessly** into the sink and disappears under the stylish cover for the strainer.


It also offers practical benefits, being **easy to keep clean, looking good and hygienic**: even the smallest of grime particles can find no place to stick and leave unsightly scum.

The Perfect Drain is a design feature of the CRISTADUR® sink series **Brooklyn, Greenwich, Tia, Preparation** and **Wembley**.




Perfect Drain adapter for waste disposal unit

To attach a food waste disposal unit to a sink fitted with the Perfect Drain, you need the adapter
WG-100 (Art.No. 629139)



Flexible accessories

With a choice of accessories providing added functionality, the sink is transformed into an **efficient workspace** – optimally suited to the needs of different users and especially good for the smaller kitchen too.



SILICONE DRAIN MAT

629188 (width 415 mm)
629189 (width 408 mm)

- Flexible addition to all models without a drainer, especially undermount sinks
- Protects the high-grade worktop
- Dishwasher proof and heat resistant silicone for hot pots and pans or for glasses and such to drip dry

GASTRONORM CONTAINERS

629060 (2/8", perforated), **629061** (2/8")
629063 (2/3")

- For prepping meals, from chopping and washing ingredients to steam cooking; also suitable for storing produce in the fridge
- With the multifunctional rack, Gastronorm containers can be placed straight into the sink. Special pads ensure a stable grip on the edge of the sink

VERSATILE CORNER BOWL

629733

- Suitable for almost all SCHOCK sinks*
- Temporarily store waste and food scraps or use as a colander during food prep or as a dish for your dishwashing utensils
- Made of dishwasher proof and food safe plastic in anthracite
- Silicone pads under the edges or better grip

*Not combinable with the Manhattan R-100, Mono R-100, Signus C-150, Epure, Genius, Grando, Kallio, Lotus, Tia and Wembley ranges



CHOPPING BOARDS

in various sizes

- For use separately or can be laid on the notch as a work surface inside the sink for prepping food
- 629158 wooden chopping board fits the Prepstation and the Greenwich N-200, Horizont and Kiruna

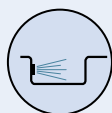
DESIGN DRIP RACKS

in two variants and up to three finishes

- Multifunctional: can be used on or beside the sink as a place to put things down or somewhere for sponges or dishes to drip dry
- Suitable for a variety of sinks. Please see the accessories pages in the catalogue for more information
- **Variant 1** 629738, 629724 - Set of two separate elements in stainless steel or black
- **Variant 2** 629726, 629725 - One-piece, foldable element available in stainless steel, black or copper to complement your taps and visible parts

LED lighting

Functional upgrade




Optimal
visibility
in the bowl



Indirect
lighting



Kitchen sink beco-
mes an illuminated
drinks cooler



Indutherm

Functional upgrade

Indutherm is the heatable element for our drainboards that can be heated to approx. 50°C, which means it can serve as a replacement for a warming drawer for plates and crockery. The radiant heat also shortens the drying time after doing the dishes.

Indutherm is available in combination with selected CRISTADUR® models. See the catalogue or website for more information.

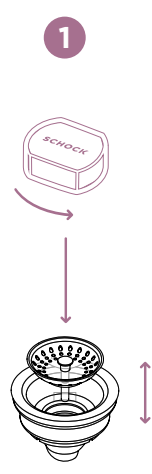


Pop-up controls

Functional upgrade

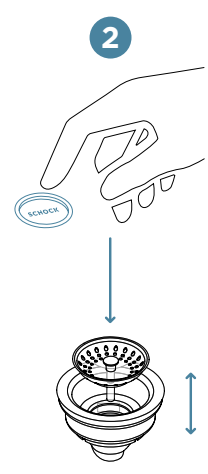


With our selection of pop-up controls for opening and closing the plughole automatically, your hands stay clean and dry.



PREMIUM EXCENTRE KNOB

The premium excentre knob, as part of our coordinating visible parts sets, can be tailored to the tap finish in stainless steel, White Gold, Copper, Gunmetal or Puro. Standard finish: chrome.



COMFOPUSH

Extra comfort - with the push-button pop-up control in chrome (629891CHR) or solid stainless steel (629891EDM).

Quartz composite product care

60% of all kitchen chores are done at the sink. And most of the time it doesn't stay clean. So we developed a range of special care products. The cleaning and care substances in the various care sets are specially designed to meet the needs of quartz composite sinks.

Only **a few drops of the highly active** substances are needed to remove any **residues, discolouration, scale build-up** or even damaged spots with the appropriate cleaning set.



More information on keeping your sink looking good, alongside care videos and FAQs, can be found in our **care centre**:

schock.de/int_en/service/care-center



All of the products in the SCHOCK care range are available in the **spare parts shop** at:

parts.schock.de/en/



Questions and answers on product care

? WHAT IS THE BEST WAY TO KEEP A SCHOCK SINK CLEAN AND LOOKING GOOD?

You can use ordinary household cleaners, such as washing-up liquid, to clean your sink. We recommend the SCHOCK care range created for your specific product in addition, as these substances have been specially developed for the sink's quartz composite finish. For instance, using DurCare on the premium CRISTADUR® finish with the dirt repellent effect makes dirt and grime easier to remove.

The EasyCare Set is suitable for both material finishes. With regular use it will keep SCHOCK sinks looking good and protect them long term.

? HOW DO I REMOVE STUBBORN DIRT OR GROUND-IN STAINS?

For intensive cleaning, dissolve max. 2 portions of dishwasher powder in 3 litres of water and apply the solution to the dirt or stains and leave it to soak in, preferably overnight. Then rinse with plenty of clear water and dry with a cloth – stubborn dirt will be a thing of the past. SCHOCK also offers you a perfectly matched range of care products. Our EasyCare Balm is optimally suited to giving your sink some tender loving care after cleaning.

? HOW CAN I REMOVE THE SIGNS OF EVERYDAY LIFE FROM MY KITCHEN SINK?

For CRISTADUR® and CRISTALITE® sinks we recommend keeping the surface clean with ordinary washing-up liquid or a SCHOCK magic sponge. If you have a light-coloured sink you can use the EasyCare Brightener from time to time. Then seal the surface with our EasyCare Balm.

? HOW DO I REMOVE LIMESCALE AND SOAP SCUM?

We recommend you use the EasyCare Descaler to quickly and effectively remove limescale, soap scum, cloudy build-up and grime. It also gets rid of stubborn scale deposits, preventing germs and bacteria from taking hold.

? HOW CAN I REMOVE METAL SCUFF MARKS?

It's very easy – just dampen a SCHOCK magic sponge and rub the scuff marks away.

? HOW CAN I REMOVE SIGNS OF AGE?

Years of kitchen life and kitchen chores are bound to leave their mark. The finish on a SCHOCK sink can easily be refreshed with the help of the DurCare Set.

? WHAT DO I HAVE TO REMEMBER TO KEEP MY MIXER TAP LOOKING GOOD?

The best way to clean our mixer taps is to use conventional washing-up liquid and a sponge or cloth. Avoid bleaching agents or acid-based cleaners and rough sponges (such as metal pot scourers).

Kitchen tap details

A mixer tap consists of many different components. This summary shows you what the different elements are called and explains what they do.

TAP LEVER

Controls the water jet, pressure and temperature
Choice of models with the tap lever on the right, at the top or available for left- or right-handed use (reversible)

SPOUT

Fixed spout or pull-out version
Extend your range of action in and around the sink and fill tall containers with ease with a pull-out spout

CARTRIDGE

Controls temperature and water flow
Water-saving function: A special component that can be added in to the cartridge to offer a slight resistance when you open the tap to a sufficient flow rate
Temperature limiter: Additional attachment on the cartridge which you can set to the temperature range of your choice, for instance to prevent scalding

CONNECTION HOSES

Two connection hoses for hot and cold water in the case of high-pressure taps
Additional hose between the angle valve and the boiler in the case of low-pressure taps

AERATOR (FLOW REGULATOR)

Nozzle in the spout that controls what kind of water jet you get
Regular maintenance (by unscrewing, descaling and cleaning the aerator) will increase the lifespan of your tap

WATER JET

- 1 **Aerated jet:**
Bubbles of air are mixed in with the water
- 2 **Laminar jet:**
High-grade, crystal-clear flow of water thanks to the ultra-quiet aerator
- 3 **Spray function:**
Added option that comes with various pull-out taps to enable intensive cleaning even at a low flow rate

MATERIAL

SCHOCK mixer taps available in chrome, stainless steel, coloured finish or the PVD coatings White Gold, Copper and Gunmetal
Unique, patented sleeve technology to provide a 100% match between the colour and finish of mixer taps and SCHOCK sinks

SF FILTER

Coarse particle filter ideally protects the cartridge and aerator from damage.
One SF filter needed per angle valve

Installation guide:
schock.de/int_en/sf-100



MIXER TAP SERVICE VIDEOS

We recommend you have our products installed by a professional. You can find our service videos on installation and spare parts on the product pages of our website and on our YouTube channel SchockGlobal.

Coloured taps



SC-510

DION

SLEEVE TECHNOLOGY

Patented technology enables SCHOCK to bring mixer tap and sink together in unity. With our sleeve technology, all SC models can be matched perfectly in colour and material finish to CRISTADUR® and CRISTALITE® sinks.

POWDER COATED TAPS

We offer various models in the SCHOCK mixer tap range in powder coating available in a variety of colours - including the CRISTADUR® and CRISTALITE® shades. The process involves covering the tap with a hard layer of coloured material, which makes it significantly less prone to wear and tear.



See page 35 for more information on our **PVD coatings** and how they coordinate perfectly with our **visible parts**.

Low-pressure taps

Low-pressure taps are also known as non-pressurised taps. SCHOCK offers the models **Altos**, **Epos** and **SC-510** in this variant. We explain here how they work and where they are used.

USAGE

Low-pressure taps are important for houses that get only cold water from the mains water supply. Hot water is then supplied from a boiler or instantaneous water heater. These are mostly compatible with low-pressure taps. The instruction manual that comes with the appliance will tell you what kind of tap is required.



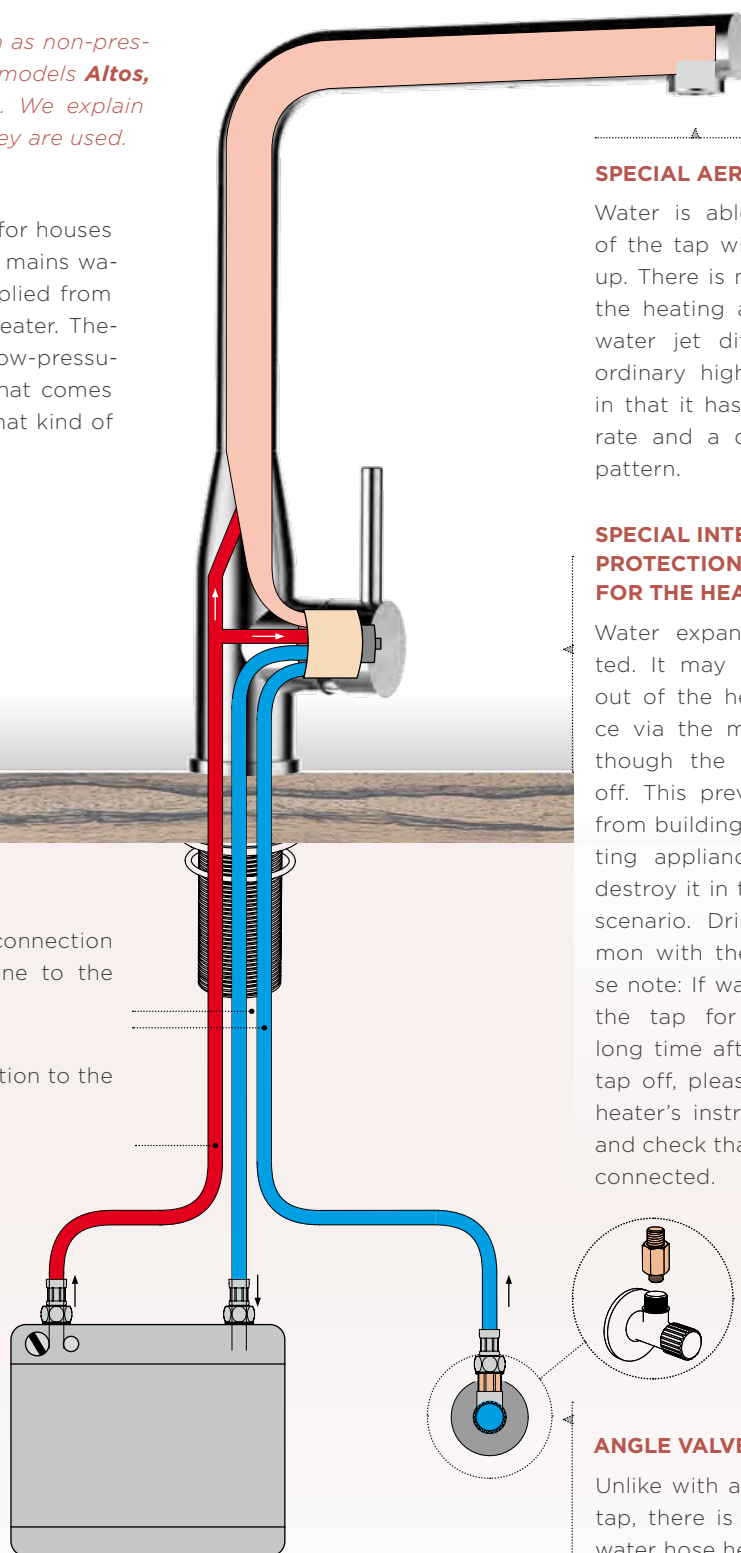
One cold water hose for connection to the angle valve and one to the heating appliance



Hot water hose for connection to the heating appliance

BOILER OR INSTANTANEOUS WATER HEATER

Cold water goes into the boiler or instantaneous water heater. Electricity then heats the water and it is available on demand. There must be no pressure inside the appliance – which is why a low-pressure tap has to be used.

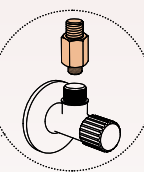


SPECIAL AERATOR

Water is able to flow out of the tap without backing up. There is no pressure on the heating appliance. The water jet differs from an ordinary high-pressure tap in that it has a higher flow rate and a different spray pattern.

SPECIAL INTEGRATED PROTECTION MECHANISM FOR THE HEATER

Water expands when heated. It may therefore flow out of the heating appliance via the mixer tap even though the tap is turned off. This prevents pressure from building up in the heating appliance, which can destroy it in the worst case scenario. Dripping is common with these taps. Please note: If water drips from the tap for a noticeably long time after turning the tap off, please refer to the heater's instruction manual and check that it is properly connected.

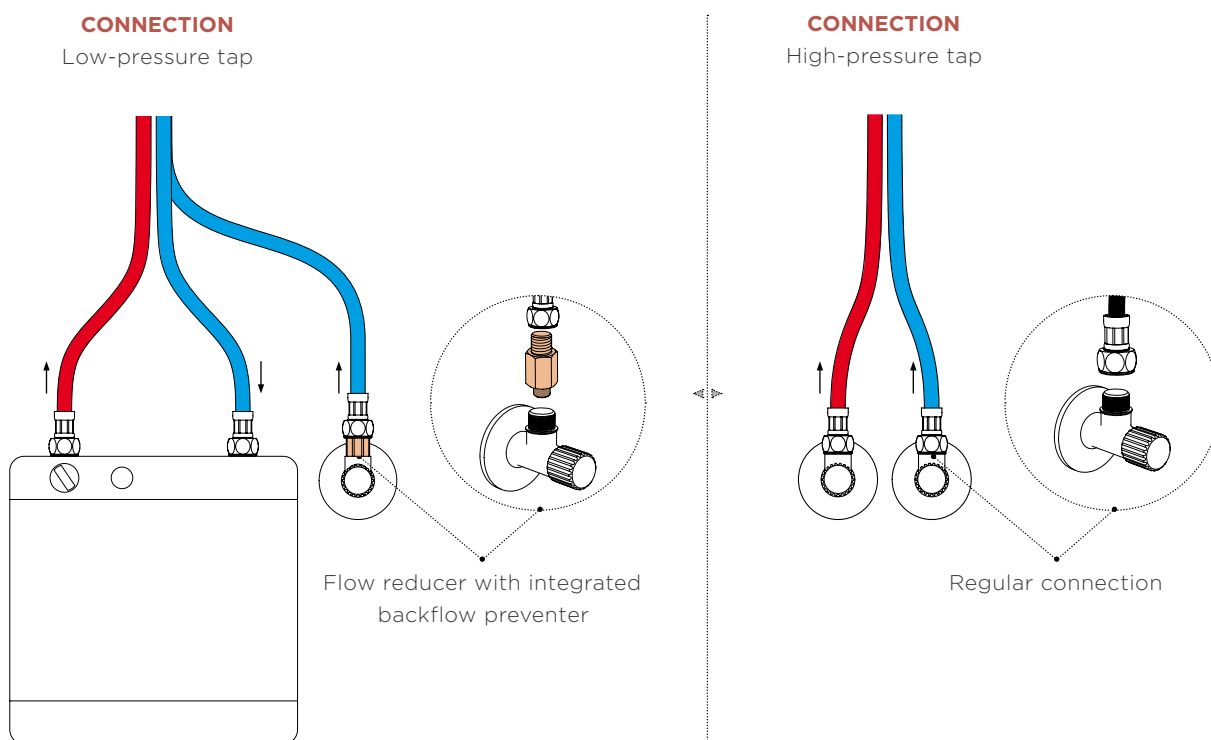


ANGLE VALVE (COLD)

Unlike with a high-pressure tap, there is only one cold water hose here.

How they differ:

High-pressure vs. low-pressure tap



INSTALLING THE FLOW REDUCER



The flow reducer with integrated backflow preventer must be fitted in the correct position between the angle valve and the cold water supply hose, as described in the instructions, in order to

- » reduce the pressure coming from the mains water supply into the tap and therefore into the heating appliance.
- » protect the drinking water against contamination from backflow, back-pressure or back-siphonage.



HOSE CONNECTION TIPS

It is important to connect up the hoses correctly. For convenience, in addition to the **red and blue markings**, they are marked **with arrows** to indicate whether the water flows through the hose into or out of the tap. Identical markings can also be found in the instructions.

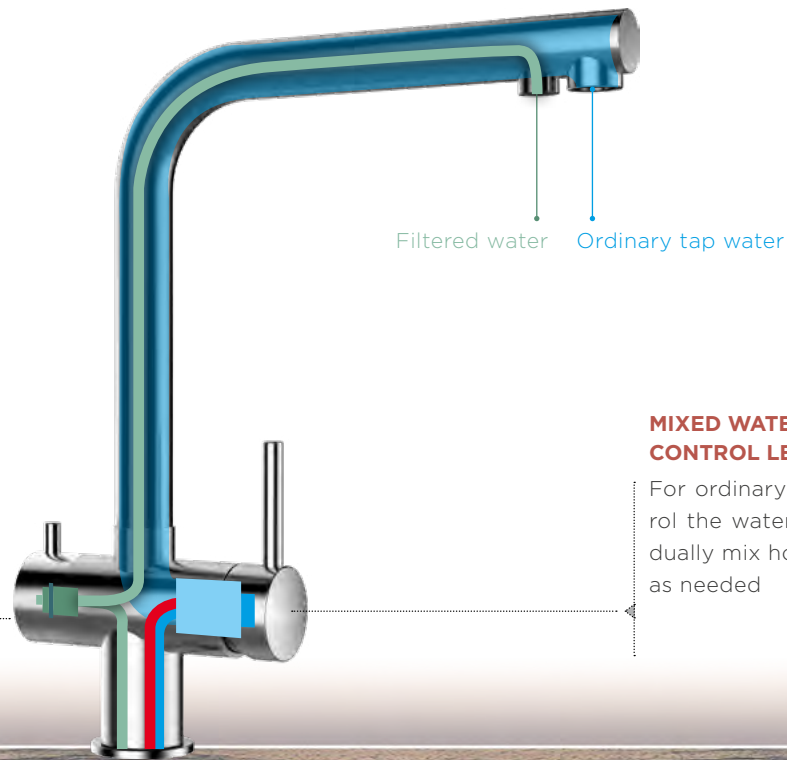
INSTALLATION TIPS



Vitus

Three ways – one tap

Are you looking for a multifunctional tap that brings **hot, cold and filtered water** straight to your sink? Then we recommend the **Vitus** filtered water tap. With its 3-way system it supplies the different types of water out of a single tap.



FILTERED WATER CONTROL LEVER

For freshly filtered, cold water to drink or cook with

MIXED WATER CONTROL LEVER

For ordinary tap water. Control the water flow and individually mix hot and cold water as needed

HOT/COLD WATER CONNECTION HOSES

Technical details on connecting the tap here:



Fixed spout



Pull-out

Recommended:
SF-100 coarse particle filter



Original filtered water hose



Original cold water hose



Original hot water hose

Filtered water

FILTER SYSTEM WITHOUT MICROSWITCH*

- » Compatible with conventional filter systems (e.g. activated carbon block/reverse osmosis filter)
- » Adapter to connect the tap/water filter/cold water supply is included with the filter

* Not included with the SCHOCK tap: Filter incl. adapter and hose for cold water supply

Advantages of the Vitus models at a glance

3-WAY MIXER TAP: HOT, COLD AND FILTERED WATER FROM A SINGLE TAP

- » No need to drill a second hole for a second tap
- » Two completely separate water circuits for filtered and unfiltered water
- » Fresh, filtered and low-cost water straight out of the tap
- » Compatible with all conventional filter systems without microswitch
- » Filtered water is recommended, despite the very good water quality in Germany, for homes with lead pipes, people with intolerances or for preparing baby food
- » Proven SCHOCK product in countries where drinking water purification is a big issue

MATERIAL FINISH: HIGH-GRADE STAINLESS STEEL

- » Very durable, rust free and scratch resistant
- » Easy-care, easy-clean and hygienic finish

DESIGN: TALL L-SHAPED SPOUT IN TWO DIFFERENT VERSIONS

- » Easier to fill large receptacles like pots and pans or vases with filtered or ordinary tap water
- » Optional pull-out spout to extend your range of action in and around the sink

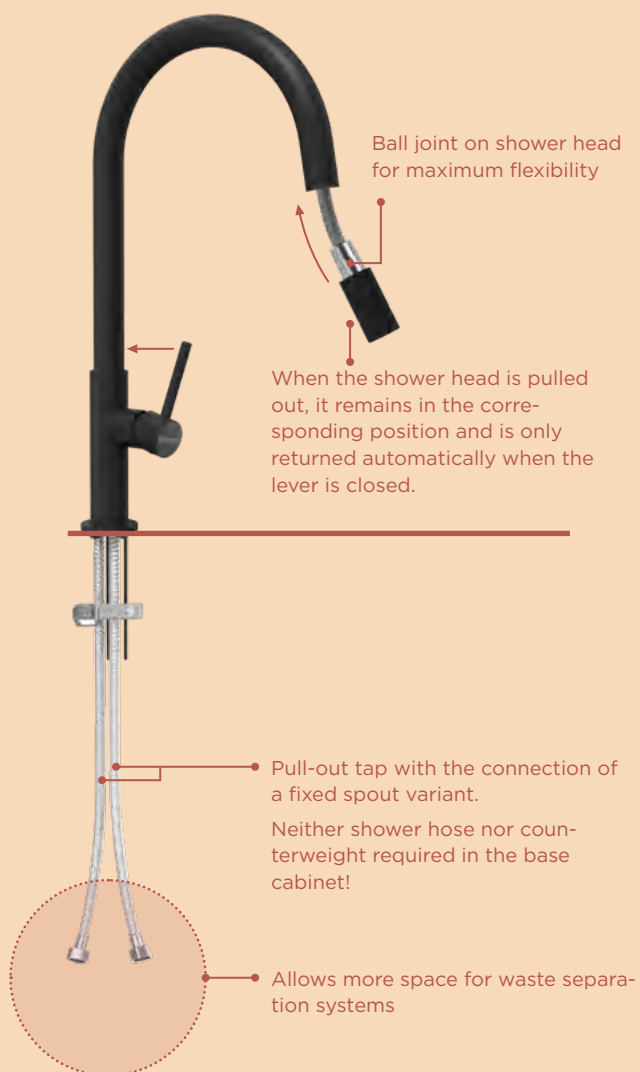


Highlight-Tap Talia



Pull-out shower head:

Innovative
system



Installation:

Patented
fastening set



Innovative fastening set for quick and easy installation above the worktop.

Assembly in under 60 seconds!



To the Talia film



High quality:

Design & material



Highlight design through modern, filigree shape with structured shower head



With shower function, so that the jet of water can be easily changed depending on the intended use




Fitting made of high-quality stainless steel - durable, rust-proof, scratch-resistant



Trend-conscious variant available in black matt; high durability due to the coating process



Easy-care, easy-to-clean and hygienic surface



Semi-professional taps


SC-550
featuring patented
sleeve technology
in combination with
the CRISTADUR®
sink model **Mono**
D-100L in Stone



KARPO



SC-550



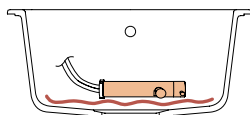
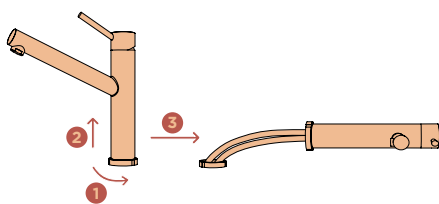
SINA

Karpo, **SC-550** and **Sina** – a range of mixer taps that convey an aura of professionalism and complement sink models with **large bowls** particularly well. How? By extending your radius of action

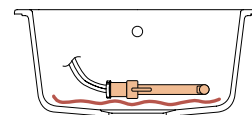
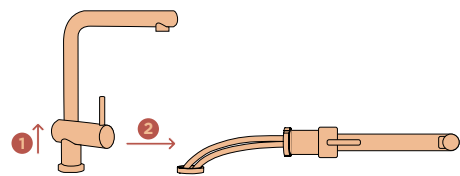
around the sink with **flexible spouts or shower heads** to make it easier, for example, to fill tall containers.

Window taps

Feature



Altos W, Laios W



Epos W

Certain taps can be installed in front of the window if you're keen to flood the sink with natural light. For this very scenario, SCHOCK offers the pull-out chrome mixer tap **Epos W** with a plug-in system and the stainless steel mixer taps **Altos W** and **Laios W** featuring a bayonet

catch. So they can clear the way for opening the window - with just a simple movement and no tools required.

■ All window tap models are shown in our catalogue on a special summary page at the start of the tap section.

Taps with spray function



FLEXIBILITY IS WHAT YOU NEED AT THE KITCHEN SINK.

The ability to alternate between the normal water jet and a spray function at the flick of a switch is just perfect. An ergonomic solution to help in many scenarios.

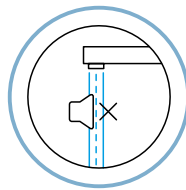
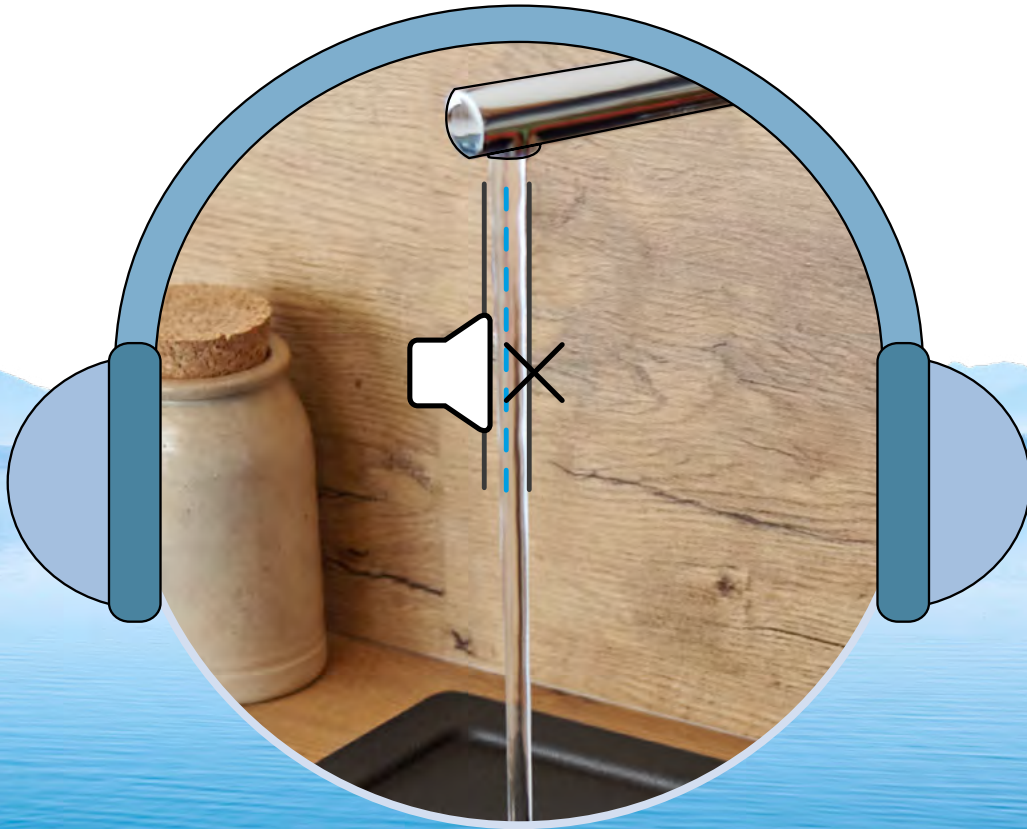
While the normal water jet is great for filling the sink and so on, the alternative spray function can be used to gently **rinse** salad leaves, fruit and vegetables.

It's also good for **rinising out** pots, pans and other containers, and for cleaning the sink itself. This practical option is available with various models in the SCHOCK mixer taps range.

■ All models with spray function are marked with this icon on the summary pages of our catalogue.



Taps with ultra-quiet aerator



These days, kitchens are the hub of the home – a meeting place for family and friends. They are designed to be open plan with the rest of the living space. So the sound of loud running water can be disturbing. Such room-filling noises have to be minimised as far as possible to create a feel-good ambience in the modern kitchen.

That is just what the ultra-quiet aerator does, a technology that produces a **soft and quiet water jet** and comes with selected SCHOCK mixer taps. The noise is the only thing that's noticeably reduced – not the flow of water.



Soap dispensers

Extra function, extra colour

- 1 **Design:** Integrated dispenser instead of visually distracting washing-up liquid bottle.
- 2 **Convenience:** Easy to fill from the top.
- 3 **Multifunctional:** Washing-up liquid or hand wash always at hand.
- 4 **Highlight:** Upgrade SCHOCK taps with the Samo in the same finish.



Amur



Ladon



Kallio M-175 with visible parts in Puro and the Gota tap

Matching visible parts

-  **Chrome**
-  **Stainless steel**
-  **White Gold**
-  **Copper**
-  **Gunmetal**
-  **Puro**

Supplied as standard

Our Dion (with fixed spout), Kavus, Keto, Resi and Laios taps are available with PVD coating. They can be optimally combined with decorative visible parts in the same finish, consisting of **overflow cover, drain cup, basket strainer and pop-up control**.

This will turn your sink and tap into a **designer creation**. Visible parts are available in chrome (supplied as standard), stainless steel, White Gold, Copper, Gunmetal and Puro.

SCHOCK

The company



Did you know that ...

>100

... as an innovative company, we have registered over 100 patents?

>150

... we have over 150 sink models in over 20 colours?

>60%

... more than 60% of all quartz composite sinks worldwide are produced using our process?

>70

... customers in over 70 countries put their trust in SCHOCK products?

Since 1979 and the invention of the quartz composite sink, we have always pursued the same goal across all parts of the business:

to pour all our innovation, passion and craftsmanship into making life around the kitchen sink more beautiful, more convenient and more colourful in ever new ways.

The mixture of **handmade quality** and **innovative technologies**, of **Made in Germany** and a **strong position on the global markets**, of **pioneering spirit** and a **sense of tradition**, of **passion** and **expertise** is what has made us over the past decades into what we are today: a company with continuous growth, able to look back on a long and successful history and to go on writing new chapters in our story every day.



Founded in 1924

We are now writing around 100 years of SCHOCK history



1979

Invention of the quartz composite technology



Headquarters

and production site in Regen, Bavarian Forest



Employees

About 700 at our home base in Regen



Schock GmbH

Hofbauerstraße 1
94209 Regen
www.schock.de

WE-0238-GUIDE-INT/24