

Try to do a P.E. activity every day:

- Try some yoga Cosmic Kids yoga :
https://www.youtube.com/channel/UC5uIZ2KOZZeQDQo_Gsi_qbQ.
- Use 'Go Noodle' or 'The Body Coach' as ways to get exercise with your family.
- Continue to focus on your football/camogie/basketball/soccer skills (whichever sport you enjoy the most).
- Try the garden marathon (42km). Start with 10 laps per day and try to increase it each week.
- Walking, skipping and cycling are great ways to exercise.
- Going the Distance: I would love to find out how we compare to the kangaroo and the cheetah!

Did you know that an adult cheetah can run 10 metres in one second from a standing start?

Did you know that a kangaroo jumps approximately 2 metres with each jump?



Measure your distance in metres e.g. I ran 3 **m** 50 **cm** in 10 seconds which is 3.5 **m**. This table will help you get started but you could add more times to it. You will need someone to help you measure. It's a fun activity to do with a few members of your family!

Activity	Distance
What distance can you run from a standing start in one second?	
What distance can you run in 2 seconds?	
What distance can you jump in 1 kangaroo jump? (Both feet on the floor!)	
What distance can you jump in 2 kangaroo jumps? (Both feet on the floor!)	

Make sure to do a warm up first and a cool down after.

Monday

English:

D.E.A.R Time: 10 minutes

My Read at Home: Page 113 – Read and answer questions in your copy

Spelling Workbook: Unit 15. Learn 4 spellings. Today's spellings: lottery, robbery, mystery, ability.

- Do L.S.C.W.C for each word or use the triangle method (shown last week) for each word.
- Complete the Q.1 and Q.2 - unit 16.

Word List - Dictionary work and sentences: Look up the meaning of the word and then put it into a sentence.

private	teasing
gazing	disappears

Get your siblings or parents to play the dice game (see previous weeks handouts).

Let's Go: The Picture in the Bedroom - Read pages 232 - 234

Handwriting: Page 55

Maths:

Mental Maths: Monday Week 32

Tables Book: Monday Week 30

Tables: Practice your 8's. Play tables dice game with a sibling/parent.

Planet Maths: Revision - Star Cinema Treats

Warm up: Compare money <https://ie.ixl.com/math/class-4/compare-money-amounts>

Powerpoint: Look at this to help you revise value for money (see maths resources).

Planet Maths p.172 Q.1-5 (you need to look at these two pictures to answer the questions)





172 Star Cinema Treats

- In your opinion:**
 - How much tea do you think the paper cup holds?
 - How much cola do you think the can holds?
 - How much smoothie do you think the glass holds?
- Which soda in the café is the best value?
- Which 3D shape is each of the following?
 - muesli bar
 - ice-cream
 - smoothie glass
 - cake
 - cola can
 - juice carton
- How many spheres can you find in the pictures?
- How much would I pay for the following in the Star Cinema?
 - ice-cream and small soda
 - 2 adult tickets to *The Lost Key*
 - large and small popcorn
 - 3 medium sodas
 - tickets for 2 adults and 3 children to *3D Dinosaurs*
 - an adult ticket for *The Lost Key*, large popcorn and large soda

Gaeilge:

Caitheamh aimsire – An turas scoile (*Pastimes – The school tour*)

Abair Liom: Póstaer 17 :Féach ar lth 140 & 141. (Read the words out loud).

1. Listen to the story connected to this póstaer being read aloud (online), following the words.

Copy & paste the below link to listen to this comhrá (click comhrá) – you need to be logged into folenonline.ie to do so -

https://content.folenonline.ie/programmes/AbairLiom/4th_class/resources/Poster/AL_4C_ACT_POS_CH17_009/index.html



2. **Foclóir:** click on Foclóir on the above link (see picture). Listen to the new words, say them after the speaker and find the correct image around the edge of the picture.
3. **Ceisteanna:** Click on the ceisteanna link as above. Listen to questions Q.1-5 and see if you can answer them out loud. If you like you could also try Q.6-10.
4. **Litriú agus Frasaí:** As usual, learn one frása and two litriú per day. Make sure that you learn the meaning and the spelling of these words.
 - **An dtaitníonn ____ leat?** (practice saying this aloud to someone at home using our spelling words in the blank e.g. *“A Mhamaí, an dtaitníonn peil leat?”*)
 - **peil, sacar** (see new foclóir and frásaí list in this weeks resources)

Religion: The ‘Grow in Love’ book and all interactive content is available on the Grow in Love website: <https://app.growinlove.ie/en/user/book-themes/21>.

Grow in Love: Theme 9 Lesson 2.

- Listen to song ‘A Mhuire Mháthair’:
<https://app.growinlove.ie/en/user/lesson-resources/327>
- Read p.79 of your ‘Grow in Love’ - read the key words first.

THEME 9: THE PILGRIM CHURCH | LESSON 2

Our Lady of Guadalupe

ABOUT IMAGES OF MARY

It can be lovely to look back at photographs of happy times we have spent with family and friends. Sometimes people in those photographs may no longer be with us, so we can treasure and keep their memory alive by looking at pictures of them and recalling happy times spent with them.

There were no cameras in the time when Mary, the Mother of God, lived on earth, so artists down the centuries have made representations of what they think she may have looked like. They have been helped in this task by the descriptions of Mary given by those to whom she appeared, as well as by the stories about her in the Bible.

• Look at all the images of Mary on the Grow in Love

THIS WEEK IN SCHOOL

You are invited to think about:

- The apparition of Our Lady at Guadalupe
- Giving thanks to God for the gift of Mary, Mother of all people and Queen of heaven and earth

KEY WORDS

Apparition: An unexpected appearance.

Intercession: Request on behalf of another person.

Indigenous: Native to a particular place.

- Look at these different images of Mary:
<https://app.growinlove.ie/en/user/lesson-resources/327>
What do you think these images tell us about Mary?

This is the Grotto near the Basilica of Our Lady of Guadalupe, Mexico.



SPHE:

1. Try the “Breath Star” mindfulness activity (handout under documents for last week).
2. Complete the wellness journal (handout under documents for last week).
3. Viewpoints: stories can be told from different viewpoints or different points of view. Watch this video on ‘The Real Story of the Three Little Pigs’ :
<https://www.youtube.com/watch?v=vB07RfntTvw&list=PLO7QcrludwUdJl0DKU0aqBqoXL1BF3pv9>
4. Sketch or take a photo: Place a large toy of your choice in the middle of a room. Draw a quick sketch of the toy or take a picture of it from different sides of the room. Pick two/three different positions before you start and don’t move the toy until you have finished all drawings /taking the photos.
What do you notice about the sketches? Why are they different? Which viewpoint is the best?

Tuesday

English:

D.E.A.R Time: 10 minutes

My Read at Home: Page 114 – Read and answer questions in copy

Spelling Workbook: Unit 16. Learn 4 spellings. Today's spellings: academy, bravery, cavity, monkey.

- Do L.S.C.W.C 4 times or a spelling triangle for each word.
- Complete Q.4 and Q.5 - unit 16.

Word List - Dictionary work and sentences: Look up the meaning of the word and then put it into a sentence

spray	visible
stern	exercise

Get your siblings or parents to play 'Noun Showdown' – *how to play:* pick a noun e.g. boy, tree, dog and write down as many adjectives as you can think of in one minute to describe the noun. Can you use any of this week's word list words to describe the noun chosen?

Let's Go: The Picture in the Bedroom- Read pages 235-237

Handwriting: Page 56

Maths:

Mental Maths: Tuesday Week 32

Tables Book: Tuesday Week 30

Tables: Practice your 8's.

Planet Maths: **Revision**

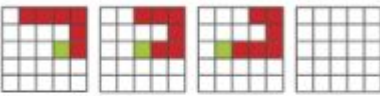
Warm up: <https://ie.ixl.com/math/class-4/fractions-of-time-units>

Planet Maths: p.173 - Q.6 - 15 (you need to use the two pictures in yesterday's maths to answer these questions)

Star Cinema Treats 173


6. What change will I get from €20 if I buy 3 children's tickets to *3D Dinosaurs*?
7. Look at the clock. **How long will it be before *3D Dinosaurs* starts?**
8. Ann and Jamie wish to see both films on the same night. If *3D Dinosaurs* lasts for an hour and a half, **how much of *The Lost Key* will they miss?**
9. Chocolate is usually sold by weight. **When might you buy 200ml of chocolate?**
10. Do you think the film times are am or pm?
11. (a) When did you last watch your favourite film? (b) How long did it last?
12. What is the cost of a child's cinema ticket in your local cinema?
13. How much does it cost for you to rent or download a movie?
14. How much does your favourite cinema treat cost?
15. Have you seen any 3D films? Discuss them with a friend.

174 MENTAL MATHS 7

- A**
- $45 - \underline{\quad} = 45$
 - The flat surface of a 3D shape is called a f $\underline{\quad}$.
 - What comes next?

 - Round 4500 to the nearest thousand.
 - Spot the mistake: $10 - 5 + 3 = 2$
 - Which is the odd one out?
LEVEL, 15951, 36636, KAYAK, RADAR
 - Name a 3D shape with eight edges, five faces and five vertices.
 - In your mathematical opinion:
How many numbers could you squeeze into a line of your copy?
Estimate before you try!
 - How many minutes in 1 hour, 26 minutes?

- A bottle and cork cost €1-10. If the bottle cost €1, how much was the cork?
- There were 3 keys to the school's main door. The Principal had 1, Mrs. O'Grady had 1 and Mr. Ryan had 1. Each person had 2 copies cut. How many keys are there now?



- What information is missing?
The container holds 125.
- How many does this tally show?

- What comes next?
3,990, 3,995, 4,000, 4,005, $\underline{\quad}$
- Which is greater: $\frac{1}{9}$ or $\frac{1}{8}$?

15

Gaeilge: Caitheamh aimsire – An turas scoile

Abair Liom:

- Póstaer 17: Listen to the story connected to this picture again.
https://content.folensonline.ie/programmes/AbairLiom/4th_class/resources/Poster/AL_4C_ACT_POS_CH17_009/index.html
- Féach ar lth. 142 - Léigh an bróisiúr (read the brochure).

SPRAOI COIS LOCHA

Ionad eachtraíochta i gContae Mhaigh Eo



Ar oscailt

Mí an Mhárta - Mí Mheán Fómhair

Aoisghrúpa: 7 mbliana +

Gníomhaíochtaí

canúáil
dreapadóireacht
raftú
surfáil
boghdóireacht
campáil
cluichí uisce




Cad a bheidh ag teastáil uait?

seanádaí
éadaí snámha
hata agus cóta báistí
lámhainní tuáille
málaí plaisteacha
mála codlata
airgead póca



Spraoi - fun
Cois Locha - beside the lake
Ionad eachtraíochta - adventure centre
Ar oscailt - open
Aoisghrúpa - age group
Gníomhaíochtaí - activities
Seanádaí - old clothes
Tuáille - towel

3. Freagair na ceisteanna.


1. Cén sórt áite é Spraoi Cois Locha?
Is _____ é Spraoi Cois Locha.
2. Cá bhfuil Spraoi Cois Locha?

3. Cathain a bhíonn an t-ionad ar oscailt?

4. An féidir le páiste cúig bliana d'aois dul chuig Spraoi Cois Locha?

5. Liostaigh trí ghníomhaíocht is féidir leat a dhéanamh san uisce.

6. Cén fáth, meas tú, a mbeidh seanéadaí ag teastáil ó dhaoine i Spraoi Cois Locha?
Measaim go mbeidh _____

 Cén rud a ba mhaith leatsa a dhéanamh ag Spraoi Cois Locha?

4. Litríú agus Frasaí: As usual, learn one frása and two litriú per day. Make sure that you learn the meaning and the spelling of these words.

- Is breá liom _____.
- rugbaí, iománaíocht (See this week's list)

Religion:

Grow in Love: Theme 9 Lesson 2.

- Listen to the song 'Magnificat': <https://app.growinlove.ie/en/user/lesson-resources/327>
- Read p.80 of 'Grow in Love'

The Apparition of Our Lady of Guadalupe, Mexico (1531)

One day in 1531, a young boy named Juan Diego from Guadalupe was walking past Tepeyac Hill on his way to Mass when he saw a beautiful woman standing on the hill. The woman was surrounded by a ball of sunlight. She spoke to Juan in his native language and said: 'My dear son, I love you. I desire you to know who I am. I am the ever-virgin Mary, Mother of the true God who gives life to all living things. He created all things. He is in all places. He is Lord of heaven and earth. I would like to have a church built in this place where your people may come to pray and experience my compassion. All those who come here can ask for my help in their work and in their sorrows. I will help them like a mother helps her children. So run now to Tenochtitlan and tell the bishop all that you have seen and heard.'

ACTIVITY

- Imagine you met Juan Diego on his way to visit the bishop. Find a partner and act out the conversation.

At first the bishop didn't believe Juan's story, but when Juan visited him again and showed him the image of Mary on his tilma, or cloak, the bishop was convinced that the apparition really had taken place. More and more people heard the story of the appearance of Our Lady to Juan Diego and Guadalupe soon became a place of pilgrimage to Our Lady. Today, Guadalupe is the most visited Marian shrine in the world and Juan Diego is now a saint.

- Watch this video about the story:
<https://app.growinlove.ie/en/user/lesson-resources/327#>
- Write a short summary of the story in your copy and draw a picture.

Music: Queen



1. Queen and David Bowie – Under pressure – Do you like this song? Why / Why not?
https://www.youtube.com/watch?v=YoDh_gHDvkk
2. Radio Gaga – List the instruments heard in the intro of this song (first 55 seconds)
<https://www.youtube.com/watch?v=azdwsXLMrHE>
3. Watch Freddie Mercury perform the song at Live Aid in 1985. Clap along with his beat when the crowd join in! https://www.youtube.com/watch?v=o-0ygW-B_gI

Wednesday

English:

D.E.A.R Time: 10 minutes

My Read at Home: Page 115 – Read and answer questions in copy

Spelling Workbook: Unit 16. Learn 4 spellings. Today's spellings: honey, money, trolley, journey.

- Do L.S.C.W.C 4 times or a spelling triangle for each word.
- **Complete Q. 6 & 7 - unit 16**

Let's Go: The Picture in the Bedroom – Re-Read Story

Let's Go: page 238 – **C. Seek and Search, 1-6** and **E. Word watch** – dictionary work

Handwriting: p.57

Maths:

Mental Maths: Wednesday Week 32

Tables Book: Wednesday Week 30



Tables: Practice your 8's. Play the dice game with a sibling/parent. (Roll 2 dice and multiply the two numbers, see how many you can answer in 1 minute)


Planet Maths: **Revision**

Warm up exercise: <https://ie.ixl.com/math/class-4/compare-fractions>

Planet Maths - P.174 B q.1-15

B

1. Which is greater: $\frac{4}{9}$ or $\frac{5}{9}$?
2. How many 100ml glasses of lemonade can I fill from a 750ml bottle?
3. The point at which edges of a 3D shape meet is called a y _____.
4. If it takes Mr G **10** minutes to cut **40m²** of lawn, how long might it take him to cut **10m²**?
5. How many minutes in 2 hours, 1 minute?
6. **Spot the mistake:** $9 - 4 + 2 = 3$
7. How many does this tally show? 
8. **What comes next?** 6012, 6008, 6004, 6000, _____
9. How much for 2 items @ €1.99?
10. A bottle and cork cost €1.10. If the bottle cost €1 more than the cork, how much was the bottle?
11. Name a 3D shape with **nine** edges, **five** faces and **six** vertices.
12. **What comes next?** 
13. **What information is missing from these directions?** Go straight for 300m and turn at the crossroads.
14. Round 4.5 to the nearest whole number.
15. $45 - \underline{\quad} = 0$




1255
2200
159
300 +
2190
500

15

MENTAL MATHS 7 **175**

C

1. Write a number between 2.3 and 2.4.
2. How much will I pay for 8 @ 12c?
3. Write the number 14 in tally form using this symbol: /
4. A ___ triangle has three sides of unequal length.
5. How many times does the big hand go around the clock in a full day?
6. 5 is to 10 as 9 is to ___.
7. Unscramble the name of the 2D shape: OCNGOTA
8. Write the number four thousand, eight hundred and nine in numerals.
9. Half of a number is 10. What is twice the number?
10. **Spot the mistake:**

$$\begin{array}{r} 856 \\ - 274 \\ \hline 622 \end{array}$$
11. If first prize is €100 and second prize is €50, what is third prize likely to be?
12. **What comes next?** → 
13. What fraction of 16 is 8?
14. What fraction of 40 is 8?
15. **What is the odd one out?** ABC, MNO, TUV, EFG, PQS

15

Gaeilge: Caitheamh aimsire











Abair Liom:

1. **Comhrá**– 17. Read the comhrá. Listen to it online with this link:
https://content.folensonline.ie/programmes/AbairLiom/4th_class/resources/Dialogue/AL_4C_ACT_DIA_CH17_008/index.html
2. **Practice** the different parts of the comhrá with someone in your house e.g. you be Séan and your mam an Agallóir.
3. **Complete:** Cé acu is fearr leat? (*which do you prefer*)

C. Cé acu is fearr leat?



Cuir na ceisteanna ar do chara.

-  1. Cén spórt is fearr leat, **peil** nó **iománaíocht**?
Is fearr liom **peil** ná **iománaíocht**. 
-  2. Cén caitheamh aimsire is fearr leat, spórt nó ceol?
Is fearr liom _____ ná _____. 
-  3. Cén bia is fearr leat, _____ nó _____
Is fearr liom _____ ná _____. 
-  4. Cé acu is fearr leat, _____
Is fearr liom _____. 
-  5. Cé acu is fearr leat, _____
Is fearr liom _____. 

4. Litriú agus Frasaí:

- Taitníonn / Ní thaitníonn _____ liom
- camógaíocht, cispheil.

See this week's list!

Religion:

Grow in Love: Theme 9 Lesson 2.

- Listen to the song 'Magnificat' again:

<https://app.growinlove.ie/en/user/lesson-resources/327>

FOR MEMORISATION

Pilgrimages in honour of Mary are called Marian pilgrimages

DID YOU KNOW?

By 1539, only eight years after the apparition of Our Lady to Juan Diego, an estimated eight million of the Aztec people of Mexico had converted to Catholicism.

- Read these facts:


The Memorare

Remember, O most gracious Virgin Mary, that never was it known that anyone who fled to your protection, implored your help or sought your intercession was left unaided. Inspired with this confidence, I fly unto you, O Virgin of virgins, my Mother. To you do I come. Before you I stand, sinful and sorrowful. O Mother of the Word Incarnate, despise not my petitions, but in your mercy hear and answer me. Amen.

- Say this prayer at home with your family:
- Watch this clip: <https://app.growinlove.ie/en/user/lesson-resources/327#>
- List 3 interesting things that you noticed in the video and draw a picture, include a Mexican flag in your picture.

Geography: Clothes (we don't need our book for today's lesson)

1. Read through the handouts on 'How materials are made?' (see documents).
2. Check the label of the clothes you are wearing to see what materials they are made from. Check to see what percentage (%) of each material is in your clothes.



3. Try to find an example of the below listed materials in your home, feel each material and compare the materials. *Is it strong? Is it durable? Would it keep you warm?*

cotton	silk	nylon
wool	linen	polyester

What are **MAN-MADE** materials?

- **Man-made** materials are materials obtained from natural materials through **chemical processes**.

What are **NATURAL** materials?

- **Natural** materials are materials that come from **plants, animals** and **rocks**.

4. List the materials you found under the below headings:

Human - Made	Natural

(If you have found other materials that are not listed above include them).

Thursday

English:

D.E.A.R Time: 10 minutes

My Read at Home: Page 116 – Read and answer questions in copy

Spelling Workbook: Unit 16. Learn 4 spellings Today's spellings: macaroni, confetti, bikini, ski.

- Do L.S.C.W.C 4 times or a spelling triangle for each word.
- **Complete Q. 9 and 10 - unit 16.**

Let's Go: The Picture in the Bedroom: Re-Read Story making a list of nouns and pronouns you notice.

Nouns are 'naming' words.

- Nouns name a person, an animal, a place or a thing.

Person/People	Place(s)	Animal(s)	Thing(s)
Emma	Mexico City	lion	windows
teachers	towns	ostriches	Milky Way
pilot	school	sheep	snow
New Yorker	Mars	dinosaur	news

- Nouns can be singular (one) or plural (more than one).
- Sometimes, nouns need a capital letter.

Pronouns are words used in place of nouns.

Tim was happy. **He** was singing.
Give it to **me**, please.
Who will go?
I am waiting for **you**!
Take a ball and bounce **it**.

Let's Go: page 238 – D. Quest and Query, 1-6

Maths:

Mental Maths: Thursday Week 32

Tables Book: Thursday Week 30

Tables: Practice your 8's.


Planet Maths: **Revision**

Warm up exercise: <https://ie.ixl.com/math/class-4/convert-time-units>





Planet Maths: p.175 D Q.1-10

D Multiple choice.

1. What comes next?



Is it...?

A  B  C  D 

2. How many times does the small hand go around the clock in a full day?
24 times, 12 times, twice, once

3. $4\text{ }06\text{l} = \underline{\hspace{1cm}}$
4,600ml, 4,006ml, 4060ml, none of these

4. The numbers 4, 8, 12, 16, 20 are multiples of ____.
3, 4, 8, 20

5. $2 - 0\text{ }06 = \underline{\hspace{1cm}}$
0.94, 1.94, 2.06, 1.4


6. Which number lies between 8 and 8.1?
8.01, 8.0, 8.11, none of these

7. If first prize is €1,000 and second prize is €500, what is third prize likely to be?
€50, €500, €100, €250

8. Twice a number is 100. What is half of the number?
200, 50, 25, none of these

9. How much will I pay for 8 @ 15c?
60c, 90c, €1.20, €1.60


10. 25 minutes earlier than 12:20am is ____
12:45am, 12:45pm, midnight, none of these



10

Game: <https://teachingtime.co.uk/draggames/sthec3.html>

Play 'Stop the Clock' - put the correct digital times with the correct analogue time - try to beat your best score! Challenge yourself with higher levels!



Drag the five digital times to the correct analogue clock then press STOP THE CLOCK to record your time.

Worksheet: Time worksheet (see this week's maths resources).

Gaeilge: **Caitheamh aimsire - An turas scoile.**

1. **Comhrá**– 17. Read the comhrá again. Listen to it online with this link:

https://content.folensonline.ie/programmes/AbairLiom/4th_class/resources/Dialogue/AL_4C_ACT_DIA_CH17_008/index.html

2. **Practice** the different parts of the comhrá with someone in your house. If you were Seán yesterday, be an Agallóir today!

3. **Scríobh abairtí.**

Write your own sentences. Look at example 1 and then write your own sentences.

Remember to always start with the verb (*Imrím (play-sport), Seinnim (play-music), Téim (I go)*).

D. Scríobh abairtí. 

Cad?			Cathain?
Imrím peil iománaíocht camógaíocht leadóg	Seinnim an giotár an fheadóg stáin an pianó	Téim ag snámh ag damhsa ag traenáil	Dé Luan. Dé Máirt. Dé Céadaoin. Déardaoin. Dé Aoine. Dé Satharn. Dé Domhnach.

1. Imrím peil Dé Céadaoin.
 2. _____
 3. _____
 4. _____
 5. _____

4. **Litriú agus Frasaí:** Two frásaí today and revise ‘an aimsir’ litriú on your sheet.
- Bainim taitneamh as a bheith ag _____.
 - leadóg, snámh See this week’s list!

History: Clothes/Fashion (we don't need our book for today's lesson)

1. Read through the ‘Fashion’ powerpoint (see documents for this week).
2. Design an outfit. Use your favourite clothes from the ‘fashion’ powerpoint. You can use clothes from different decades but make sure to label the item of clothing with the decade/period of time that it is from (see examples).



fedora hat -
1920's



Flares / bell bottoms
with platform shoes -
1970's

Use the template provided in the documents for this week if you wish.

Art: Using our environment to create art.

You may have found some nice flowers, sticks or rocks on a walk recently or you may have some of these in your garden. You can use anything you like from your environment, try to use natural materials.

Examples for inspiration:



Friday

English:

D.E.A.R Time: 10 minutes

My Read at Home: Page 117 – Read and answer questions in copy

Handwriting: p.57

Let's Go: The Picture in the Bedroom – Re-Read Story making a list of any verbs and adjectives that you notice.



Let's Go: Watch your Ps and Qs pg. 239 - Section G - Do you know what story each sentence is from? Make a table like the example in the book to answer Q.1-5

Write a story: H - Flights a fancy - You are looking at a picture in your room/house when suddenly you fall into it. Write a story about the adventure you have.

Maths:

Mental Maths: Friday Week 32

Tables: Practice your 8's. Play our tables dice game with a member of your family.

Planet Maths: Revision

Warm up exercise:












<https://ie.ixl.com/math/class-4/add-subtract-multiply-and-divide-money-amounts>

Complete these sums:

- | | | | | |
|--|--|--|--|--|
| 11. $\begin{array}{r} \text{€}1.38 \\ \times 6 \\ \hline \end{array}$ | 12. $\begin{array}{r} \text{€}2.64 \\ \times 7 \\ \hline \end{array}$ | 13. $\begin{array}{r} \text{€}6.87 \\ \times 8 \\ \hline \end{array}$ | 14. $\begin{array}{r} \text{€}8.64 \\ \times 9 \\ \hline \end{array}$ | 15. $\begin{array}{r} \text{€}7.69 \\ \times 8 \\ \hline \end{array}$ |
| 16. $\begin{array}{r} 5 \text{ } \text{€}9.85 \\ \hline \end{array}$ | 17. $\begin{array}{r} 6 \text{ } \text{€}8.76 \\ \hline \end{array}$ | 18. $\begin{array}{r} 7 \text{ } \text{€}9.73 \\ \hline \end{array}$ | 19. $\begin{array}{r} 8 \text{ } \text{€}9.44 \\ \hline \end{array}$ | 20. $\begin{array}{r} 9 \text{ } \text{€}7.74 \\ \hline \end{array}$ |

Complete these problems:

Mental Problems

-  Esther had €3.50. Her dad gave her €2.15.
How much had she then? _____
-  Pat has six 50c coins and six 20c coins.
How much money has he altogether? _____
-  Sue had €8.00. She bought a bracelet.
How much had she left? _____
-  Joe has €7.90. How much more does he need
to buy the umbrella? _____
-  Jim has €2.30. Joan has 35c more than that.
How much money have they between them? _____
-  Alan bought a cake for €5.75 and buns for €2.50.
What change had he from €10? _____
- How much for 3 litres of orange at €2.30 per litre? _____ 
- Ann spent $\frac{1}{5}$ of her money buying a pen.
How much had she at first? _____ 
-  Five bananas cost €2.
How much would one banana cost? _____
- Joe got €3 change from €10 when he bought 2 sandwiches.
What was the cost of a sandwich? _____
-  What change did Jack get from €10 when he bought two scissors
costing €3.75 each? _____
-  Nine packets of crisps cost €5.40.
How much should 2 packets cost? _____

Extra: Money Word Problem Handout (see this week's resources).

Gaeilge: Caitheamh aimsire - An turas scoile

Abair Liom:

1. Listen to the poem: 'Laethanta Saoire' & say the poem following the words. Link: https://content.folensonline.ie/programmes/AbairLiom/4th_class/resources/Poem/AL_4C_ACT_POE_CH17_006/index.html
2. Complete 'Tráthnóna Inné' - reading comprehension (*see this week's handouts, translation also available if you need it, try it without looking first*).



Remember for Q. 7 -

3. Simpsons video: "Ní maith liom an caitheamh aimsire sin!"
<https://www.youtube.com/watch?v=xKIGcRdubkQ>
(cara pinn - penpal)

Bain taitneamh as an...



Geography: Clothes- Chapter 10

If you don't have our geography book *Window on the World 4*, it can be accessed online:

<https://www.edcolearning.ie/Book/Page?bookId=book332&chapterId=chapter15&pageId=page89>

1. Read p.64 and p.65 of our Geography book.
2. Watch this video on 'Cotton' : <https://www.youtube.com/watch?v=QHgNoSYlhYs>
3. Question Time p. 68 Q. 1-4:

- 1 Name **three** different materials used to make clothes.
- 2 Where does cotton come from?
- 3 How is silk made?
- 4 Why, do you think, were man-made products developed?

Science: Design and make a Land Yacht

Your task is to design and make a vehicle that is powered by a sail.

You could use a hairdryer to act as the wind when testing the land yacht.



Possible materials to use:

- Toilet roll holders
- Plastic cartons
- Spools
- Straws
- Kitchen towel

1. **Explore:** Investigate different materials and decide which are best for use in your land yacht. Explore fabrics for the sails. What objects would make suitable wheels?
2. **Plan:** Draw what your land yacht will look like. Write up some criteria for your land yacht.

Example criteria could be:

- The vehicle should have a working sail.
- The vehicle should travel in a straight line and a distance of at least 20cm when placed in front of a working hairdryer.

You decide!

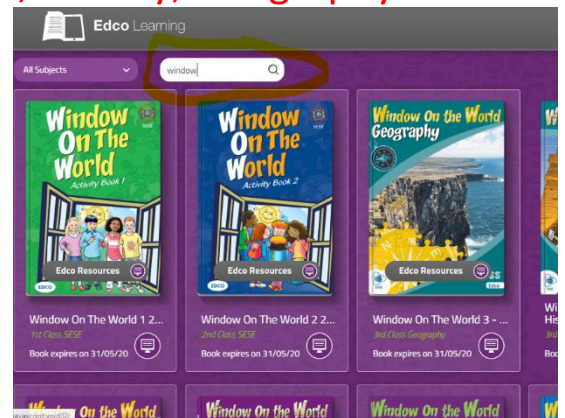
3. **Make:** Build your land yacht using selected materials.
4. **Evaluate:** Check your criteria. Does your land yacht work well? How could it be improved or changed? Could you make it strong enough to carry a load?

Websites and Passwords:

English		Access:
Let's Go	https://www.cjfallon.ie/	Click Student Resources
My Read at Home 4	https://www.cjfallon.ie/	Click Student Resources
My Spelling Workbook	Workbook	
Handwriting	Workbook	
Maths		
Planet Maths	https://www.folensonline.ie/	Register with own details and use roll no. Prim20
Tables Champion	Workbook	
New Wave Mental Maths	Workbook	
Gaeilge		
Abair Liom	https://www.folensonline.ie/	Register with own details and use roll no. Prim20
Religion		
Grow in Love	https://www.growinlove.ie/en/	Email: trial@growinlove.ie Password: growinlove
History, Geography & Science		
Window on the World 4 History/ Geography/Science	https://www.edcolearning.ie/	Username: primaryedcobooks Password: edco2020

If you're having issues accessing links for Gaeilge, History, Geography or Science, try the following:

Geography and Science - Sign into edco learning (**Username:** primaryedcobooks, **Password:** edco2020). In the search box, type window (as below) and on the second row of books that appears, you will see the 4th class history, geography and science books.



Irish - Sign into Folens. Move mouse over Abair Liom F and click resources. On the next screen, drop down the lesson button and select the lesson we are on e.g. Na Séasúir and all the activities relating to that chapter, that we will have referred to in work list, will be on the next screen.

