

#SITBCN 2020

2nd of October

BARCELONA


SAP Inside Track



Daniel Mateo

SAP S/4HANA Project Lead

Group Reporting in SAP S/HANA 1909



www.linkedin.com/in/dmateop

AGENDA

1

Self introduction

2

Basic concepts, features
and processes

3

Main configuration and
master data elements

4

Process flow within SAP
S/4HANA 1909



AGENDA

1

Self introduction

2

Basic concepts, features
and processes

3

Main configuration and
master data elements

4

Process flow within SAP
S/4HANA 1909



DANIEL MATEO - SAP S/4HANA Project Lead



+ 13 years experience in SAP financial accounting and controlling modules (FICO)



Professional certifications: SAP Activate Project Manager, SAP S/4HANA Financial Accounting, Project Manager Professional (PMP), ITIL...



7 SAP Rollouts in America, 8 in Europe, 1 SAP S/4HANA Greenfield implementation and 1 Global Upgrade



AGENDA

1

Self introduction

2

Basic concepts, features
and processes

3

Main configuration and
master data elements

4

Process flow within SAP
S/4HANA 1909



WHAT IS GROUP REPORTING?



New consolidation solution delivered on SAP S/4HANA 1809

Integrated
with SAP
S/4HANA
Finance

Cloud
On-Premise

Capabilities
for local and
group
accounting
and reporting



MAIN FEATURES

SAP S/4HANA database



- Real-time
- Speeds up the closing
- No need of an ETL between transaction system and consolidation system

FS Items



- Financial Statement Items replace the Group Chart of Accounts
- Operating Chart of Accounts not affected

Validation



- Predefined rules for automatic interunit eliminations and data validation
- Local and group closing share the same master data and rules

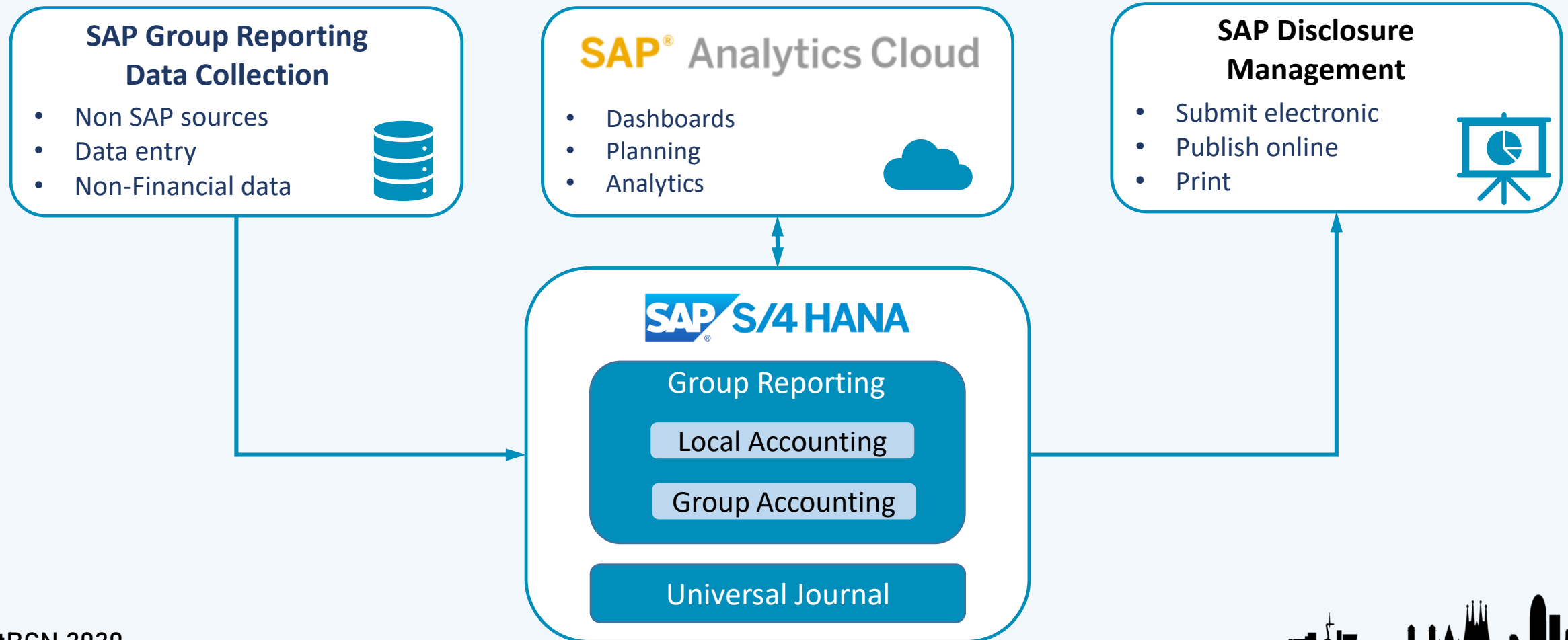
Reporting



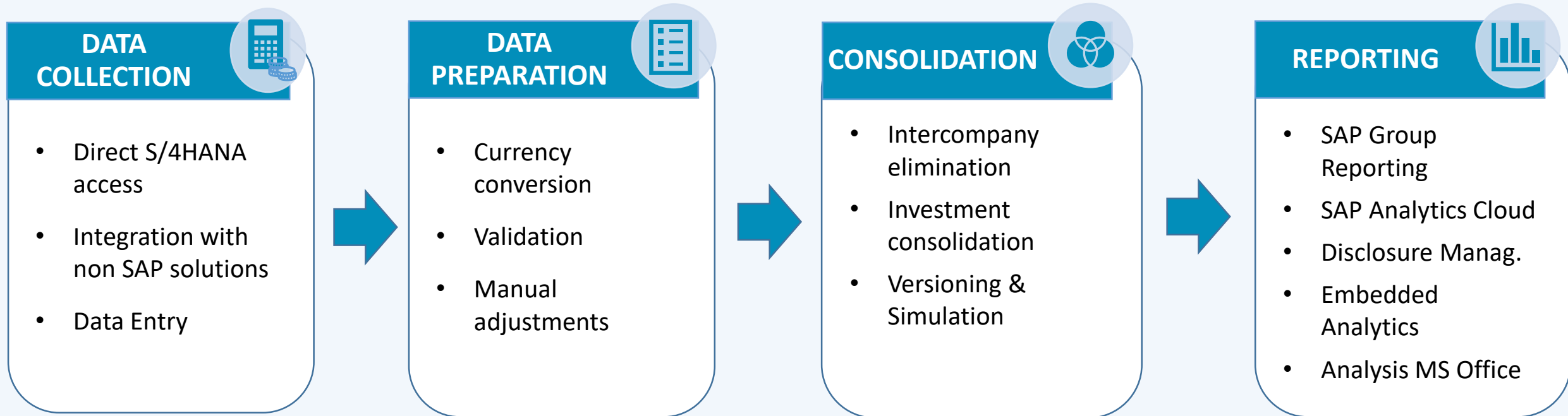
- User friendly Fiori Reports
- Desired breakdown items
- Drill down to operational accounting



SYSTEM INTEGRATION



BASIC FLOW



GROUP REPORTING vs BPC 11.1

- Already SAP S/4HANA Finance
- It is the most important source for the financial data



SAP S/4 HANA
GROUP REPORTING



SAP Analytics Cloud

- Large number of source systems
- Looking for a on-premise solution for consolidation (planning/budgeting)



SAP BPC 11.1



AGENDA

1

Self introduction

2

Basic concepts, features
and processes

3

Main configuration and
master data elements

4

Process flow within SAP
S/4HANA 1909



GROUP REPORTING OBJECTS

Data Model

Customizable Objects

Master Data Objects



DATA MODEL

SOURCE TABLES

- **ACDOCA**: Universal Journal Entry.
Contain actual postings
- **ACDOCP**: Plan Data Line Items

GROUP REPORTING TABLES

- **ACDOCU**: Universal Consolidation
Journal Entries
- **FINCS***: Configuration Tables to Group
Reporting



DATA MODEL

SOURCE TABLES

- **ACDOCA:** Universal Journal Entries
Contain actual postings
- **ACDOCP:** Plan Data Line Items


Transparent Table **ACDOCU** Active

Short Description SAP Universal Consolidation Journal Entries

Attributes Delivery and Maintenance Fields Input Help/Check Currency/Quantity Fields Indexes

Search Built-In Type 1 / 104

Field	Key	Init...	Data element	Data Type	Length	Decim...	Coordinate	Short Description
RCLNT	<input checked="" type="checkbox"/>	<input checked="" type="checkbox"/>	MANDT	CLNT	3	0		Client
RLDNR	<input checked="" type="checkbox"/>	<input checked="" type="checkbox"/>	RLDNR	CHAR	2	0		Ledger
RDIMEN	<input checked="" type="checkbox"/>	<input checked="" type="checkbox"/>	FC DIMEN	CHAR	2	0		Dimension
RYEAR	<input checked="" type="checkbox"/>	<input checked="" type="checkbox"/>	GJAHR	NUMC	4	0		Fiscal Year
DOCNR	<input checked="" type="checkbox"/>	<input checked="" type="checkbox"/>	BELNR_D	CHAR	10	0		Accounting Document Number
DOCLN	<input checked="" type="checkbox"/>	<input checked="" type="checkbox"/>	DOCLN6	CHAR	6	0		Six-Character Posting Item for Ledger
RRCTY	<input type="checkbox"/>	<input checked="" type="checkbox"/>	FC RRCTY	CHAR	1	0		Record Type
RVERS	<input type="checkbox"/>	<input checked="" type="checkbox"/>	FC RVERS	CHAR	3	0		Consolidation (end-result) version
RTCUR	<input type="checkbox"/>	<input checked="" type="checkbox"/>	RTCUR	CUKY	5	0		Currency Key
RHCUR	<input type="checkbox"/>	<input checked="" type="checkbox"/>	LCURR	CUKY	5	0		Currency key of the local currency
RKCUR	<input type="checkbox"/>	<input checked="" type="checkbox"/>	GCURR	CUKY	5	0		Currency key of the ledger currency
RUNIT	<input type="checkbox"/>	<input checked="" type="checkbox"/>	MEINS	UNIT	3	0		Base Unit of Measure
POPER	<input type="checkbox"/>	<input checked="" type="checkbox"/>	POPER	NUMC	3	0		Posting period
FISCYEARPER	<input type="checkbox"/>	<input checked="" type="checkbox"/>	FINCS_FISCYEARP...	NUMC	7	0		Fiscal Year/Period
DOCCT	<input type="checkbox"/>	<input checked="" type="checkbox"/>	DOCCT	CHAR	1	0		Document Category
RCOMP	<input type="checkbox"/>	<input checked="" type="checkbox"/>	RCOMP_D	CHAR	6	0		Company
RBUNIT	<input type="checkbox"/>	<input checked="" type="checkbox"/>	FC BUNIT	CHAR	18	0		Consolidation Unit
RITCLG	<input type="checkbox"/>	<input checked="" type="checkbox"/>	FC ITCLG	CHAR	2	0		Consolidation Chart of Accounts
RITEM	<input type="checkbox"/>	<input checked="" type="checkbox"/>	FC ITEM	CHAR	10	0		Financial Statement Item



DATA MODEL

SOURCE TABLES

- **ACDOCA:** Universal Journal Contain actual postings
- **ACDOCP:** Plan Data Line

The screenshot displays the SAP ABAP Dictionary 'Initial Screen' and the 'Repository Info System: Tables Find (75 Hits)' window. The 'Initial Screen' shows the search criteria for 'Database table' with the prefix 'FINCS*'. The 'Repository Info System' window shows a list of tables with their names and short texts.

Table Name	Short text
FINCS_ADDLCHARC	Additional Characteristics for Journal Ent
FINCS_ADDLCHARCT	Text of Additional Characteristics for Jo
FINCS_ADDLCHARCX	Char UUID - Additional Characteristics for
FINCS_ADDLMD	Additional Master Data
FINCS_ADDLMD_EXT	Additional Master Data
FINCS_ADDLMDT	Text of Additional Master Data
FINCS_API_RFD	Reported Financial Data API Outbound - Log
FINCS_BUNIT_WA	Consolidation Unit Upload Work Area
FINCS_DRAFT_ADM	Simplified Draft
FINCS_FSIM_HDR_D	Draft Table for FS Item Mapping - Header
FINCS_FSIM_ITM_D	Draft Table for FS Item Mapping - Detail
FINCS_FSIMAP	Financial Statement Item Mapping ID
FINCS_FSIMAPASSG	Assignment of FS Item Mapping to Speical M
FINCS_FSIMAPH_TM	Temp table for FS Item Mapping Header
FINCS_FSIMAPHDR	Obsolete
FINCS_FSIMAPI_TM	Temp table for FS Item Mapping Item
FINCS_FSIMAPIITM	Assignment of GL Account To FS Item Mappin
FINCS_FSIMAPRV	Financial Statement Item Mapping Revision
FINCS_FSIMAPRVT	Financial Statement Item Mapping Revision
FINCS_FSIMAPT	Financial Statement Item Mapping ID Text
FINCS_FSIMASSLOG	FS Item Mapping Assignment Log
FINCS_FSITEM	Financial Statement Item
FINCS_FSITEM_WA	Consolidation Financial Statement Item Upl
FINCS_FSITEMT	FS Item Text



CUSTOMIZABLE OBJECTS

Consolidation Ledger

Subitem category

Consolidation Dimension

Document Type

Consolidation Version

Task

Breakdown category

Task Group



Consolidation Ledger

Customizable Objects

Display IMG

Existing BC Sets | BC Sets for Activity | Activ

Structure

- Controlling
- Planning and Consolidation
- SAP S/4HANA for Group Reporting
 - Install SAP Best Practices Content
 - Global Settings for Consolidation
 - Initialize Settings
 - Check Global System Settings
 - Master Data
 - Define Consolidation Ledgers**
 - Display Dimension
 - Define Versions
 - Create Version from Reference Version
 - Define Consolidation Chart of Accounts
 - Define Consolidation Master Data Fields
 - Maintain Organizational Unit Hierarchies
 - Define Subitem Categories and Subitems
 - Define Breakdown Categories

Display Ledger: Overview

Sort Criterion

L...	Ledger Name
Y1	Consolidation Ledger
Y2	Consolidation Ledger USD

Display Ledger: Master Data

Export ledger... | Ledger texts...

Ledger: Y2 Consolidation Ledger USD

Basic Settings

Reference Ledger: OL **Ledger for Journal Entries**

Stored Currencies

Ledger currency: USD



Consolidation Dimension

Customizable Objects

Display IMG

Existing BC Sets | BC Sets for Activity | Activ

Structure

- Controlling
- Planning and Consolidation
- SAP S/4HANA for Group Reporting
 - Install SAP Best Practices Content
 - Global Settings for Consolidation
 - Initialize Settings
 - Check Global System Settings
 - Master Data
 - Define Consolidation Ledgers
 - Display Dimension**
 - Define Versions
 - Create Version from Reference Version
 - Define Consolidation Chart of Accounts
 - Define Consolidation Master Data Fields
 - Maintain Organizational Unit Hierarchies
 - Define Subitem Categories and Subitems
 - Define Breakdown Categories

Change Dimension - Initial Screen

Cons. COA: Y1 | Version: Y10 | Period: 12 / 2018

Dimension: Y1

Dimension Change

Short Text: Companies

Medium Text: Companies

Length of consolidation unit: 6

Length of cons group: 6



Consolidation Version

Customizable Objects

Display IMG

Existing BC Sets | BC Sets for Activity | Activ

Structure

- Controlling
- Planning and Consolidation
- SAP S/4HANA for Group Reporting
 - Install SAP Best Practices Content
 - Global Settings for Consolidation
 - Initialize Settings
 - Check Global System Settings
 - Master Data
 - Define Consolidation Ledgers
 - Display Dimension
 - Define Versions
 - Create Version from Reference Version
 - Define Consolidation Chart of Accounts
 - Define Consolidation Master Data Fields
 - Maintain Organizational Unit Hierarchies
 - Define Subitem Categories and Subitems
 - Define Breakdown Categories

Change View "Consolidation Versions": Overview

Cons. COA | Y1 | Version | Y10 | Period

Version	Description
Y10	Actuals
Y11	Actuals @ Budget rates
Y12	Actuals @ Budget rates
Y20	Actuals 2nd GC
YB2	Budget (2016)
YB3	Budget (2017)
YB4	Budget (2018)
YB5	Budget (2019)
YB6	Budget (2020)
YF1	Forecast 1+11
YF2	Forecast 2+10
YP1	Predictive Accounting



Consolidation Version

Customizable Objects

Display IMG

Existing BC Sets | BC Sets for Activity | Activ

Structure

- Controlling
 - Planning and Consolidation
 - SAP S/4HANA for Group Reporting
 - Install SAP Best Practices Content
 - Global Settings for Consolidation
 - Initialize Settings
 - Check Global System Settings
 - Master Data
 - Define Consolidation Ledgers**
 - Display Dimension
 - Define Versions**
 - Create Version from Reference Version
 - Define Consolidation Chart of Accounts
 - Define Consolidation Master Data Fields
 - Maintain Organizational Unit Hierarchies
 - Define Subitem Categories and Subitems
 - Define Breakdown Categories

Actual version

Change View "Consolidation Versions": Details

Cons. COA: Y1 | Version: Y10 | Period: 12 / 2018

Consolidation version: Y10 | Actuals

Settings for Plan Consolidation

Version for Plan Data

Source Category: | Source Ledger: |

Special versions		
Data entry	Y10	Special Version for actual
Ledger	Y10	Special Version for actual
Structure	Y10	Special Version for actual
Tax rate	Y10	Special Version for actual
Attributes	Y10	Special Version for actual
Translation method	Y10	Special Version for actual
Exchange rates	Y10	Special Version for actual
Reclassifications	Y10	Special Version for actual
Reporting Rules	Y10	Standard Reporting Version
FS Group Items	Y10	FS item mapping version

Task versions

Budget version

Change View "Consolidation Versions": Details

Cons. COA: Y1 | Version: Y10 | Period: 12 / 2018

Consolidation version: YB6 | Budget (2020)

Settings for Plan Consolidation

Version for Plan Data

Source Category: PLN | Plan | Source Ledger: 0L | Ledger OL

Plan, Project Budget, Prediction, Final Consolidation...

Special versions		
Data entry	YB1	Budget and Forecast
Ledger	Y10	Special Version for actual
Structure	Y10	Special Version for actual
Tax rate	Y10	Special Version for actual
Attributes	Y10	Special Version for actual
Translation method	Y10	Special Version for actual
Exchange rates	Y11	Actuals @ Budget rates
Reclassifications	Y10	Special Version for actual
Reporting Rules	Y10	Standard Reporting Version
FS Group Items	Y10	FS item mapping version

Y10 – Special for Actual
Y11 – Actual @Budget Rates
Y12 – Simulation Rates

Task versions



Breakdown Category

Customizable Objects

Display IMG

Existing BC Sets BC Sets for Activity Activ

Structure

- Controlling
- Planning and Consolidation
- SAP S/4HANA for Group Reporting
 - Install SAP Best Practices Content
 - Global Settings for Consolidation
 - Initialize Settings
 - Check Global System Settings
 - Master Data
 - Define Consolidation Ledgers**
 - Display Dimension
 - Define Versions
 - Create Version from Reference Version
 - Define Consolidation Chart of Accounts
 - Define Consolidation Master Data Fields
 - Maintain Organizational Unit Hierarchies
 - Define Subitem Categories and Subitems
 - Define Breakdown Categories**

Change View "Breakdown categories": Overview

Cons. COA Y1 Version Y10 Period 12 / 2018

Breakdown Category	Description
1A00	TT915
1A10	TT915P
1A20	TT915/904/940/955/992PR
1B00	TT915/955
1B10	TT915/955P
1B20	TT915/904/920/930/940/955/992PR
1C00	TT915/904/940/992
1C10	TT915/925/992P
1C20	TT915/925/930/935/955PR
1D00	TT915/925/935
1D10	TT915/925/935P
1D20	TT915/920/930/940/955PR
1E00	TT915/930/955
1E10	TT915/920/930/955P
1F00	TT915/904/920/930/992

Change View "Breakdown by subassignment": Overview

Cons. COA Y1 Version Y10 Pe

Breakdown Cat. 1E00 TT915/930/955

Characteristic	Break.Type	Text	Fixed val.	Max. Selection
Period of Acq.	0	No breakdown		
Partner Unit		No breakdown		
Trans.currency		No breakdown		
Unit of measure		No breakdown		
Subitem Category	3	Required breakdown..1		
Subitem	2	Required breakdown..		S-BC-TT-06
Acquis. Year	0	No breakdown		

0- No breakdown
 1- Optional breakdown
 2- Req. Breakdown. If blank -> default value
 3- Req. Breakdown. Entry forced, default allowed
 4- Req. Breakdown. Entry forced, default not allowed

1- Transaction Types
 2- Functional areas
 3- Regions

Subitem Category

Customizable Objects

Display IMG

Existing BC Sets BC Sets for Activity Activ

Structure

- Controlling
- Planning and Consolidation
- SAP S/4HANA for Group Reporting
 - Install SAP Best Practices Content
 - Global Settings for Consolidation
 - Initialize Settings
 - Check Global System Settings
 - Master Data
 - Define Consolidation Ledgers**
 - Display Dimension
 - Define Versions
 - Create Version from Reference Version
 - Define Consolidation Chart of Accounts
 - Define Consolidation Master Data Fields
 - Maintain Organizational Unit Hierarchies
 - Define Subitem Categories and Subitems**
 - Define Breakdown Categories

Subitem Change

Cons. COA Y1 Version Y10 Period 12 / 2018

Mast. data Texts

Subitem Category 1 Transaction Types

Properties

Subitem	100
Medium Text	Opening balance - orig. cost

Selected subitems

Carry forward to subitem	100	Opening balance - orig. cost
Retire./divest.subitem	150	Retirements from cons group
Acquisition subitem	130	Acquisitions by the cons group

No Posting/Entry

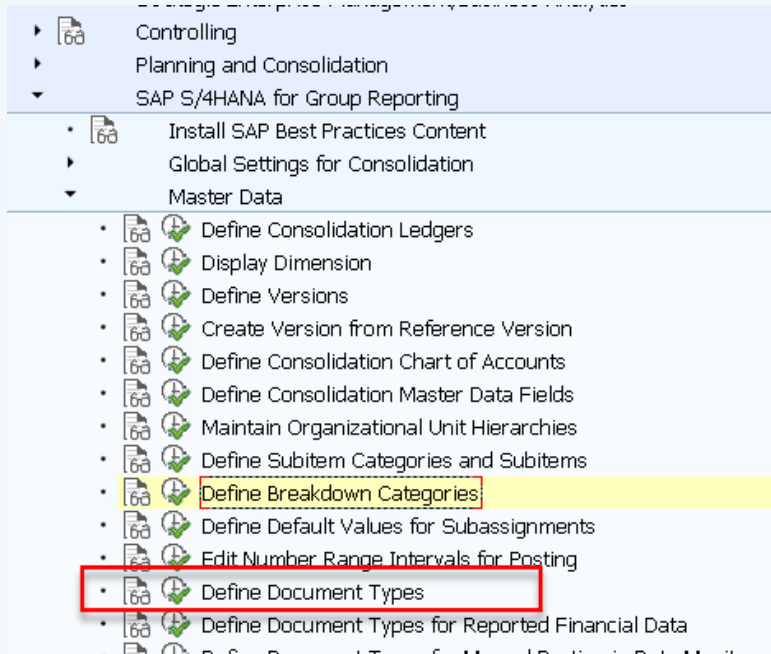
Hierarchy

Hierarchy	Descript.
SubItemCat	
1	Transaction Types
2	Functional areas
0001	Sales and Distribution
0002	Marketing
0003	Administration
0004	Research and develop
0005	Production
9999	Dummy FM (check as
YB10	Sales Revenue
YB15	Sales discounts and al
YB20	Cost of goods sold
YB25	Consulting/Services
YB30	Sales and Distribution
YB35	Marketing
YB40	Administration
YB50	Research & Developm
YB70	Other gains
YB75	Other expenses
YB77	Gain from investment
YB79	Gain from shares & Ic
YB81	Interest & similar gair



Document Type

Customizable Objects



Change View "Document types": Details

Cons. COA: Y1 Version: Y10 Period: Document Type: 03 Man input reported dat(00/MDC)

Dialog Structure

- Document types
 - Number Ranges/Auto Reval
 - Selected FS Items
 - Subassignment Options

Properties

Posting Level	00	Reported Data: Entry
Balance check	2	No balance check
Bus.application	A	Online Data Entry

Posting

Manual Automatic

Currencies

- Post in transaction currency
- Post in local currency
- Post in group currency
- Post quantities

Deferred Income Taxes

- Credit deferred tax
- Debit deferred taxes

Callouts:

- 00- Reported Data: Entry
- 01- Adjust. Reported Data
- 10- Standardizing entry
- 20- Two-sided elimination entry
- 30- Consolidation entry
- 0- Error when balance not 0
- 1- Warning when balance not 0
- 2- No balance check
- Rounding, Online Data Entry, Reclassification, Flexible Upload, Consolidation of investments....



Task

Customizable Objects

- ▼ SAP S/4HANA for Group Reporting
 - Install SAP Best Practices Content
 - ▶ Global Settings for Consolidation
 - ▶ Master Data
 - ▶ Consolidation FS Items Configuration
 - ▼ Data Collection for Consolidation
 - Define Method for Uploading Reported Financial Data
 - Define Tasks for Manual Posting
 - **Define Task**
 - Define Period Categories
 - Map Logical Port with Business System for Reported Data API
 - ▶ Currency Translation for Consolidation
 - ▶ Intercompany Matching and Reconciliation

Change View "Consolidation Tasks: Simple Tasks": Overview

New Entries

Cons. COA: Y1 Version: Y10 Period: 12 / 2018

Task	Task category	Short Text	Medium Text
1010	Balance Carryforward	Bal.Cfwd	Balance Carryforward
1015	Release of Reported Financi...	Rel.Uni.J	Release Universal Journals
1020	Data Collection	Data Coll.	Data Collection
1030	Item Substitution/Retained ...	Calc Net I	Calc. Net Income
1050	Validation of Universal Doc...	Val. Uni.J	Validation Universal Journals
1080	Reported Data Validation	Reported	Reported Data Validation
1090	Reported Data Validation	Val. Rep.D	Validation Reported. Data LC
1100	Currency Translation	CurrTrans.	Currency Translation
1180	Standardized Data Validation	Standardiz	Standardized Data Validation
1190	Standardized Data Validation	Val. Std.D	Validation Standardiz. Data GC
2141	Posting of Group Shares	Cal. Grp %	Calculate Group Shares (PL 30)
2190	Validation of Consolidated ...	Val Cons.	Validation of Consolidat. Data
2900	Integration in Consolidation...	Int CG dat	Integrate Data into Cons Group
2980	Validation of Consolidated ...	Consolidat	Consolidated Data Validation



Task Group

Customizable Objects

- ▼ SAP S/4HANA for Group Reporting
 - Install SAP Best Practices Content
 - ▶ Global Settings for Consolidation
 - ▶ Master Data
 - ▶ Consolidation FS Items Configuration
 - ▶ Data Collection for Consolidation
 - ▶ Currency Translation for Consolidation
 - ▶ Intercompany Matching and Reconciliation
 - ▶ Reclassification
 - ▶ Node text not found
 - ▶ Node text not found
 - ▼ Configuration for Consolidation Processing
 - Define Methods
 - Specify Miscellaneous Selected Items
 - Define Number Range for Archiving
 - Maintain Log Archiving Settings for Tasks
 - **Define Task Group**
 - Assign Task Group to Dimension

Change View "Assign tasks to task group": Overview

Cons. COA: Y1 Version: Y10 Period: 12 / 2018

Task group: s10 Standard Data monitor Position...

Task	Short Text	Block auto.	Milestone	Position	Last task, DM
1010	Bal.Cfwd	<input type="checkbox"/>	<input type="checkbox"/>	10	<input type="radio"/>
1015	Rel.Uni.J	<input type="checkbox"/>	<input type="checkbox"/>	15	<input type="radio"/>
1020	Data Coll.	<input type="checkbox"/>	<input checked="" type="checkbox"/>	20	<input type="radio"/>
1030	Calc Net I	<input type="checkbox"/>	<input type="checkbox"/>	30	<input type="radio"/>
1050	Val. Uni.J	<input type="checkbox"/>	<input type="checkbox"/>	25	<input type="radio"/>
1080	Reported	<input type="checkbox"/>	<input type="checkbox"/>	90	<input type="radio"/>
1095	Man.Std.10	<input type="checkbox"/>	<input checked="" type="checkbox"/>	95	<input type="radio"/>
1100	CurrTrans.	<input type="checkbox"/>	<input type="checkbox"/>	100	<input type="radio"/>
1180	Standardiz	<input type="checkbox"/>	<input type="checkbox"/>	190	<input type="radio"/>

Data Monitor

Test Run Update Run Run Successive Tasks Global Parameters

Cons. COA: Y1 Version: Y10 Period: 12 / 2018

Hierarchy	Description	Overall sta...	Bal.Cfwd	Rel.Uni.J	Data Coll.	Val. Uni.J	Calc Net I	Reported	Man.Std...	CurrTrans.	Standardiz
CG0	Corporate Group	<input checked="" type="checkbox"/>	<input checked="" type="checkbox"/>	<input checked="" type="checkbox"/>	<input checked="" type="checkbox"/>	<input checked="" type="checkbox"/>	<input checked="" type="checkbox"/>	<input checked="" type="checkbox"/>	<input checked="" type="checkbox"/>	<input checked="" type="checkbox"/>	<input checked="" type="checkbox"/>
• 1010	Germany	<input checked="" type="checkbox"/>	<input checked="" type="checkbox"/>	<input checked="" type="checkbox"/>	<input checked="" type="checkbox"/>	<input checked="" type="checkbox"/>	<input checked="" type="checkbox"/>	<input checked="" type="checkbox"/>	<input checked="" type="checkbox"/>	<input checked="" type="checkbox"/>	<input checked="" type="checkbox"/>
• 1710	Palo Alto	<input checked="" type="checkbox"/>	<input checked="" type="checkbox"/>	<input checked="" type="checkbox"/>	<input checked="" type="checkbox"/>	<input checked="" type="checkbox"/>	<input checked="" type="checkbox"/>	<input checked="" type="checkbox"/>	<input checked="" type="checkbox"/>	<input checked="" type="checkbox"/>	<input checked="" type="checkbox"/>

MASTER DATA OBJECTS

Master Data Objects

Financial Statement (FS)
Item

Consolidation Unit

Consolidation Group

Validation rule


Validation method



Financial Statement (FS) Item

Master Data Objects

Define FS Items



Standard * ▾

Search

Hide Filter Bar Filters (1) **Go**

Consolidation COA:

Financial Statement Item:

FS Item Type:

Breakdown Category:

Elimination Selection:

Currency Translation Selecti...

FS Item Role:

FS Items (231) Check Where-Used **+**

<input type="checkbox"/>	C...	Financial Stat...	FS Item D...	FS Item Medium Description	FS It...	Br...	Elimination Selecti...	Currency Translati...	FS Item Role	Link
<input type="checkbox"/>	Y1	111100	Cash on h...	Cash on hand	Asset	1B...		S-CT-BS-CLO (B/S...		>
<input type="checkbox"/>	Y1	111200	Cash equiv.	Short-term deposits and other cash equivalents	Asset	1B...		S-CT-BS-CLO (B/S...		>
<input type="checkbox"/>	Y1	121100	Trade, GV	Trade receivables, Gross	Asset	10...	S-IUE-BS-AR (IC T...	S-CT-BS-CLO (B/S...		>
<input type="checkbox"/>	Y1	121190	Trade, Allow	Trade receivables, Allowance	Asset	1D...		S-CT-BS-CLO (B/S...		>
<input type="checkbox"/>	Y1	121200	Disp PPE.,C	Receivables on disposal of PPE, Current, Gross	Asset	10...	S-IUE-BS-OR-C (l...	S-CT-BS-CLO (B/S...		>
<input type="checkbox"/>	Y1	121300	Disp.Intan...	Receivables / disp. Intang.assets, Current, Gross	Asset	10...	S-IUE-BS-OR-C (l...	S-CT-BS-CLO (B/S...		>
<input type="checkbox"/>	Y1	121400	Disp Inv su...	Receivables / disp. invest. subsid, Current, Gross	Asset	10...	S-IUE-BS-OR-C (l...	S-CT-BS-CLO (B/S...		>
<input type="checkbox"/>	Y1	121500	Disp Ot inv...	Receivables / disp. Inv. oth entities, Current, GV	Asset	10...	S-IUE-BS-OR-C (l...	S-CT-BS-CLO (B/S...		>
<input type="checkbox"/>	Y1	121600	Disp Ot A,C	Receivables /disp. Inv. oth assets, Current, Gross	Asset	10...	S-IUE-BS-OR-C (l...	S-CT-BS-CLO (B/S...		>
<input type="checkbox"/>	Y1	121700	Divid. Rec...	Dividends receivable	Asset	10...	S-IUE-BS-DIV-RE...	S-CT-BS-CLO (B/S...		>

Create new FS

Edit FS



Financial Statement (FS) Item

Master Data Objects

Asset, Expense, Income, Liabilities and Equity, Reporting Item and Statistical Item

Derived from Breakdown Category

111100 Cash on hand

General Information Breakdown Category Fields Attributes for Processing Language-Dependent Texts

Basic Data

Consolidation Chart of Accounts: Y1 (Consolidation Chart of Accts)

*Description: Cash on hand

Medium Description: Cash on hand

*FS Item Type: Asset

Breakdown Category: 1B00

Options

Is Blocked Against Posting:

Is Consolidation Item:

Link

Link Title:

Link URL:

Breakdown Category Fields

Field Name	Breakdown Type	Fixed value	Maximum Selection	Value List
Subitem Category	Required breakdown: Entry is forced, default allowed	1		
Subitem	Required breakdown: If blank, the default value is used		S-BC-TT-02	900;901;902;903;909;915;950;955;970;980;998

Attributes for Processing

Selection Attributes

FS Item Role:

Data Collection:

Currency Translation: S-CT-ANI-BS (Net Income)

Elimination: S-IUE-BS-OP-NC (IC Oth Pay NC)

Cash Flow:

Scope:

Other:

Target Attributes

Elimination:

Non-Controlling Interest:

Planning:



Financial Statement (FS) Item

Master Data Objects

Map FS Items with
G/L Accounts



SAP **Map FS Items with G/L Accounts**

Standard * ▾

Search

G/L Chart of Accounts: Consolidation COA: Mapping ID: Revision:

Mapping Revisions (1) Import Export Assign Show Log Create Mapping Delete Copy Create Revision

<input type="checkbox"/>	Status	Assigned	G/L Chart of Accounts	Consolidation ...	Mapping ID	Revision	Mapped G/L...	Unmapped G...	Last Change...	Last Change...
<input type="checkbox"/>	Active	Yes	YCOA	Y1	Y1 (Consolidation chart of a...	1 (1)	718	122	17.08.2020, 2...	>

SAP **Import FS Item Mappings**

Choose a template-based file to upload Browse... Download


Items (0) Refresh Check Delete Show Log

<input type="checkbox"/>	Status	Consolidation Chart of Accounts	G/L Chart of Accounts	Mapping ID	Revision	Check Message
--------------------------	--------	---------------------------------	-----------------------	------------	----------	---------------



Financial Statement (FS) Item

Master Data Objects

 Map FS Items with G/L Accounts ▾

YCOA (Standard Chart of Accounts) - Y1 (Consolidation Chart of Accts) Edit

Mapping ID: Y1 (Consolidation chart of account)
Revision: 1 (1)

Mapped (718) **Unmapped G/L Accounts (122)** FS Items (368)

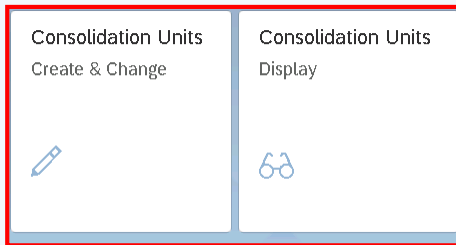
Search

G/L Account Number	G/L Account Name	FS Item	FS Item Name
10010000	Petty Cash	111100	Cash on hand s
10020000	Petty Cash Journal	111100	Cash on hand s
11001000	Bank1 Main Account	111100	Cash on hand s
11001010	Bank1 Cash Payment	111100	Cash on hand s
11001020	Bank1 Bank Transfer	111100	Cash on hand s



Consolidation Unit

Master Data Objects



Cons. COA: Version: Period: /

Cons. Unit: Palo Alto

[Master data](#) [Correspondence](#) [Methods](#) [Data collection](#)

Description

* Short Text:

* Medium Text:

General

Country:

* Local Currency: United States Dollar

Integration

* Sender Local Currency:

Consolidation unit Change

 /

Consolidation Unit:



Consolidation Unit

Master Data Objects

Cons. COA: Y1 Version: Y10 Period: 8 / 2020

Cons. Unit: 1710 Palo Alto

Master data Correspondence **Methods** Data collection

Posting

Tax Rate:

Currency translation

Local Currency: USD Entry in group currency

Translation Method: S0904 Translation-FC@Incoming Unit

Validation

Period Category	ValID rptd data	ValID std. data	
1 Periods 1 through 16	✓ SCD1	SRD1	

From 0 to 100%

Cons. COA: Y1 Version: Y10 Period: 8 / 2020

Cons. Unit: 1710 Palo Alto

Master data Correspondence Methods **Data collection**

Data collection

Data transfer method: H Read from Universal Document

Integration

Company: 1710

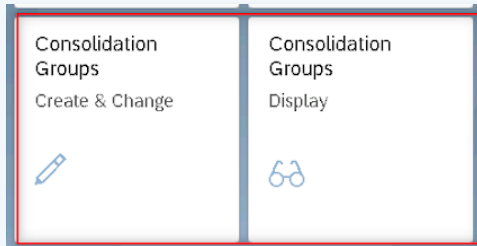
Effect. Yr Read Univ.Doc.: 2020

H- Read from Universal Document
U- Flexible upload



Consolidation Group

Master Data Objects



SAP Consolidation group Change

Cons. COA: Version: Period: /

Cons. Group: Corporate Group

Master Data Correspondence Methods

Description

* Short Text:

* Medium Text:

Consolidation frequency

Consolidation Frequency:

General

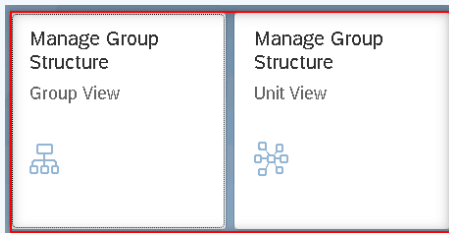
Country:

* Ledger: Currency: European Euro



Consolidation Group

Master Data Objects



Editing Status: All *Consolidation Version: Y10 *Consolidation Group: CG0 Fiscal Year and Period: 008.2020 Adapt Filters (4) Go

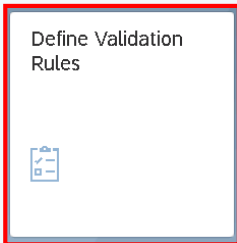
Assignments of Units to Group (5)

<input type="checkbox"/>	Consolidation Unit	Consolidation Unit Description	Start of Assignment	End of Assignment	Period of First Consolidation	Year of First Consolidation	Period of Divestiture	Year of Divestiture	Consolidation Method	Assign	Hide Draft Values	Remove
<input type="checkbox"/>	1010	Germany	001.2015	999.9999	12	2015	999	9999	10			
	Consolidation Method Description: Purchase method(Direct Shares)											
<input type="checkbox"/>	1710	Palo Alto	001.2015	999.9999	12	2015	999	9999	10			
	Consolidation Method Description: Purchase method(Direct Shares)											
<input type="checkbox"/>	9710	Test Reporting	001.2015	999.9999	12	2015	999	9999	10			
	Consolidation Method Description: Purchase method(Direct Shares)											
<input type="checkbox"/>	S3000	Germany	001.2015	999.9999	12	2015	999	9999	00			
	Consolidation Method Description: Parent(Direct Shares)											
<input type="checkbox"/>	S3002	France	001.2015	999.9999	12	2015	999	9999	10			
	Consolidation Method Description: Purchase method(Direct Shares)											



Validation rule

Master Data Objects



SA00002 Profit and Loss is balanced Edit Set to Inactive Simulate Display Rule Details

Created At: 03.09.2018, 11:30:41 Changed At: 03.09.2018, 11:30:58

General Information Rule Expression Reference Links

*Rule ID (10 Characters) SA00002 Group By:

*Short Description (40 Characters) Profit and Loss is balanced Tolerance: 0.00 And Or 0.00 %

Long Description (120 Characters) Profit and Loss is balanced Control Level: Warning Comments required

General Information Rule Expression Reference Links

Left Formula Backspace

Right Formula Backspace

Operand Expression Editor

Alias

*Operand Sum Use Selection

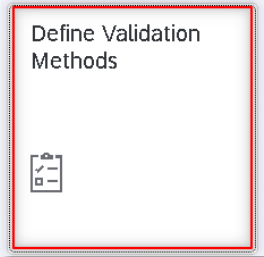
*Where Incl. Equal to

+ - * /



Validation method

Master Data Objects



SAP Define Validation Methods

Standard

Search: [] Status: All

Methods (2)

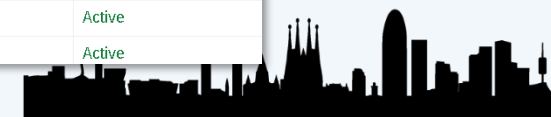
Method	Status
SCD1 Cons Data Validation Method	Active
SRD1 Data Validation Method	Active

Status: Active Created By: Created On: 10.12.2018, 14:45:35 Changed By: Changed On: 10.12.2018, 14:45:35

Rule Groups

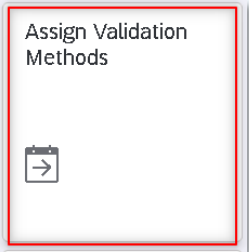
Name	Description	Status
▼ Totals Validation		
▼ P&L	P&L	
SA00002	Profit and Loss is balanced	Active
SA00006	P&L secondary cost elem balances	Active
SA00008C	IC P&L Clearing acct = 0	Active
▼ Balance Sheet	Balance Sheet	
SB00002	Assets = Liabilities and Equity	Active
SB00004	Opening (900) must balance	Active
SB00006	Incoming flow (901) must balance	Active
SB00008	Transfer flow (950) must balance	Active

Rules assigned



Validation method

Master Data Objects



SAP Assign Validation Methods

Change Display More

Task ID:

Restrictions

Scenario	Task Type	Task ID	Description
<input checked="" type="radio"/> FINCS	01	1080	Reported Data Validation
<input type="radio"/> FINCS	02	1180	Standardized Data Validation
<input type="radio"/> FINCS	03	2980	Consolidated Data Validation

3 Entries found

Task ID: 1080 Va1.Rep.D

Description: Reported Data Validation

Task Type: 01 FINCS Reported Data Validation

Assignment Admin Information

Version: Y10 Actuals Data entry version: Y10

Assignment List

Period Category 1

1 Periods 1 through 16

01	02	03	04	05	06	07	08	09	10	11	12	13	14	15	16
<input checked="" type="checkbox"/>	<input checked="" type="checkbox"/>	<input checked="" type="checkbox"/>	<input checked="" type="checkbox"/>	<input checked="" type="checkbox"/>	<input checked="" type="checkbox"/>	<input checked="" type="checkbox"/>	<input checked="" type="checkbox"/>	<input checked="" type="checkbox"/>	<input checked="" type="checkbox"/>	<input checked="" type="checkbox"/>	<input checked="" type="checkbox"/>	<input checked="" type="checkbox"/>	<input checked="" type="checkbox"/>	<input checked="" type="checkbox"/>	<input checked="" type="checkbox"/>

Consolidation Units	Validation Method
<click to add>	
[1000,9900]	SCD1

Periods validity

Consolidation Units

Validation Method



AGENDA

1

Self introduction

2

Basic concepts, features
and processes

3

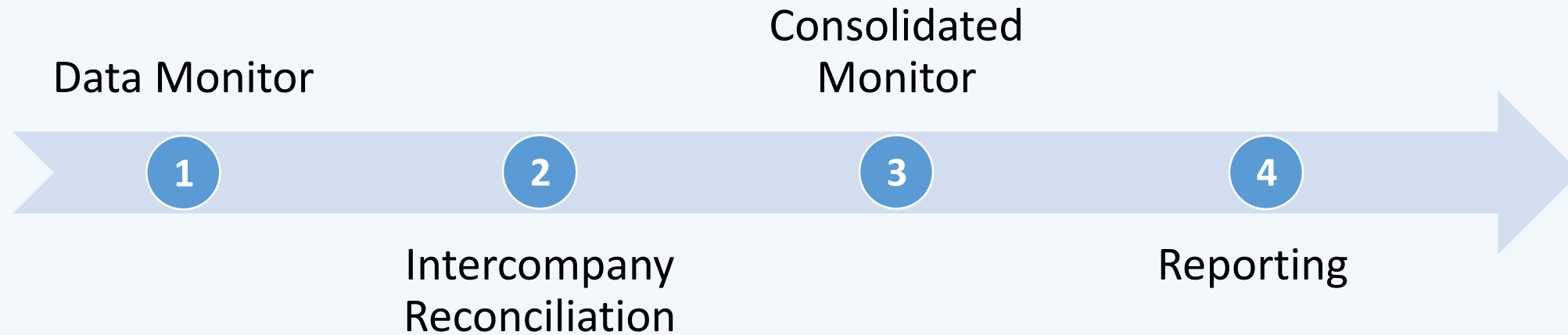
Main configuration and
master data elements

4

Process flow within SAP
S/4HANA 1909



PROCESS FLOW IN SAP S/4HANA



DATA MONITOR



Run tasks for local consolidation (consolidation units): Data Collection, Validation of Journals, Manual Posting, Currency Translation...

Task ID	Description	Specific Document Types
1010	Balance Carryforward	
1015	Release Universal Journals	0F
1020	Data Collection	00, 01, 02
1050	Validation of Universal Journals	
1030	Calculate Net Income	
1080	Reported Data Validation	
1095	Manual Posting	11, 12, 13, 14, 16, 17, 18, 19
1100	Currency Translation	
1180	Standardized Data Validation	



Group Reporting in SAP S/HANA 1909

DATA MONITOR



T. Code = CXCD

Data Monitor

Test Run Update Run Run Successive Tasks Global Parameters

Cons. COA Y1 Version Y10 Period 8 / 2020

Hierarchy	Description	Overall sta...	Bal.Cfwd	Rel Uni.J	Data Coll.	Val. Uni.J	Calc Net I	Reported	Man.Std...	CurrTrans.	Standardiz
Y1	Companies										
CG0	Corporate Group		✓		✗	✗	⚠	✗	✗	✗	✗
1010	Germany		✓		✗	✗		✗	✗	✗	✗
1710	Palo Alto		✓		✗	✗		✗	✗	✗	✗
9710	Test Reporting		✓		✗	✗		✗	✗	✗	✗
s3000	Germany		✓		✗	✗		✗	✗	✗	✗
s3002	France		✓		✗	✗		✗	✗	✗	✗
CG2	Corporate Group SIT		✓		✗	✗	⚠	✗	✗	✗	✗
1010	Germany		✓		✗	✗		✗	✗	✗	✗
1710	Palo Alto		✓		✗	✗		✗	✗	✗	✗
9710	Test Reporting		✓		✗	✗		✗	✗	✗	✗
CG3	Group 3		✓		✗	✗		✗	✗	✗	✗
s3000	Germany		✓		✗	✗		✗	✗	✗	✗
s3002	France		✓		✗	✗		✗	✗	✗	✗
s3003	USA East		✓		✗	✗		✗	✗	✗	✗
s3004	USA West		✓		✗	✗		✗	✗	✗	✗

	Overall status: Error(s)
	Overall status: Open
	Overall status: Complete
	Overall status: Initial stage
	Status: Task has errors
	Status: Task is incomplete
	Status: Pending preceding task
	Status: Task is error-free
	Status: Task is blocked
	Status: Task is unblocked
	Status: Task Blocked on Request
	Status: Task Unblocked on Request
	Status: Task is irrelevant
	Status: Task being copied
	Status: Initial stage of task



DATA MONITOR



Set Global parameters for execution

Data Monitor

Test Run Update Run Run Successive Tasks **Global Parameters** [Icons]

Cons. COA Version Period /

Hierarchy	Description	Overall sta...	Bal.Cfwd	Rel Uni.J	Data Coll.	Val. Uni.J	Calc Net I	Reported	Man.Std...	CurrTrans.
CG0	Corporate Group	⊗	⊗	⊗	⊗	⊗	⊗	⊗	⊗	⊗
1010	Germany	⊗	⊗	⊗	⊗	⊗	⊗	⊗	⊗	⊗
1710	Palo Alto	⊗	⊗	⊗	⊗	⊗	⊗	⊗	⊗	⊗

Global parameters

Organizational units

Cons. Group Corporate Group

Cons. Unit

Version/Time period

Version Actuals

Fiscal year

Period

Further settings

Cons. COA Consolidation Chart of Accts

Ledger Consolidation Ledger



Release Universal Journal



Release the reported financial data from the universal journal for consolidation purposes.

Data Monitor

Test Run Update Run Run Successive Tasks Global Parameters

Cons. COA Y1 Version Y10 Period 8 / 2020

Hierarchy	Description	Overall sta...	Bal.Cfwd	Rel Uni.J	Data Coll.	Val. Uni.J	Calc Net I	Reported	Man.Std...	CurrTrans.	Standardiz
Y1	Companies										
CG0	Corporate Group	⚠	✓	⚠	✗	✗	⚠	✗	✗	✗	✗
1010	Germany	⚠	✓	⚠	✗	✗	⚠	✗	✗	⚠	✗
1710	Palo Alto	⚠	✓	⚠	✗	✗	⚠	✗	✗	⚠	✗
9710	Test Reporting	⚠	✓	⚠	✗	✗	⚠	✗	✗	⚠	✗
s3000	Germany	⚠	✓	⚠	✗	✗	⚠	✗	✗	⚠	✗
s3002	France	⚠	✓	⚠	✗	✗	⚠	✗	✗	⚠	✗
CG2	Corporate Group SIT	⚠	✓	⚠	✗	✗	⚠	✗	✗	✗	✗
1010	Germany	⚠	✓	⚠	✗	✗	⚠	✗	✗	⚠	✗
1710	Palo Alto	⚠	✓	⚠	✗	✗	⚠	✗	✗	⚠	✗
9710	Test Reporting	⚠	✓	⚠	✗	✗	⚠	✗	✗	⚠	✗
CG3	Group 3	⚠	✓	⚠	✗	✗	⚠	✗	✗	✗	✗
s3000	Germany	⚠	✓	⚠	✗	✗	⚠	✗	✗	⚠	✗
s3002	France	⚠	✓	⚠	✗	✗	⚠	✗	✗	⚠	✗
s3003	USA East	⚠	✓	⚠	✗	✗	⚠	✗	✗	⚠	✗
s3004	USA West	⚠	✓	⚠	✗	✗	⚠	✗	✗	⚠	✗



Release Universal Journal



Release Reported Financial Data

Consolidation Unit	Latest Release	Release Date	Rel. Time
1010	BEST	20.08.2020	21:20:20
1710	BEST	22.08.2020	01:04:20
9710	BEST	25.08.2020	22:01:48



Group Reporting in SAP S/HANA 1909

Release Universal Journal



Release Reported Financial Data

Release Reported Financial Data (Total)

Cons unit	CA	FS Item	SC	Subitem	Partner	OrC	TC Value	TC	Value (LC)	LC	ChAc	Account	Assignment	Cost Center	Profit Ctr	Func. Area	COAr	Segment	Partner PC	Pthr Seg...	T...	BillT
1710	Y1	111100	1	915		1710	1,000.00	USD	1,000.00	USD	YCOA	11002045			YB900		A000	1000_C				
	Y1		1			1710	30,000.00-	USD	30,000.00-	USD	YCOA	11001010			YB900		A000	1000_C				
	Y1	121800	1			1010	10,000.00-	USD	10,000.00-	USD	YCOA	12110000			YB600		A000	1000_C				
	Y1		1			1010	20,000.00-	USD	20,000.00-	USD	YCOA	12110000			YB900		A000	1000_C				
	Y1	131600	1			1710	10,000.00-	USD	10,000.00-	USD	YCOA	39911000	20200812		YB900		A000	1000_C				
	Y1	211100	1			1710	156.00-	USD	156.00-	USD	YCOA	21120000	000008000100010		YB900		A000	1000_C				
	Y1	283100	1			1710	1,000.00-	USD	1,000.00-	USD	YCOA	29500100	001		YB900		A000					
	Y1		1			1710	400.00	USD	400.00	USD	YCOA	29500100	001		YB600		A000					
	Y1		1			1710	600.00	USD	600.00	USD	YCOA	29500100	001		YB111		A000					
	Y1	412200	2	YB99		1710	27,844.00-	USD	27,844.00-	USD	YCOA	52531000	20200815		YB900	YB99	A000	1000_C				
	Y1		2			1710	174,000.00-	USD	174,000.00-	USD	YCOA	52531000	20200816		YB900	YB99	A000					
	Y1	515000	2	YB20		1710	600.00-	USD	600.00-	USD	YCOA	63010500	0017101321	17101321	YB111	YB20	A000	1000_B				
	Y1		2	YB40	1010	1710	10,000.00	USD	10,000.00	USD	YCOA	63010500	0017101101	17101101	YB600	YB40	A000	1000_C				
	Y1		2			1710	400.00-	USD	400.00-	USD	YCOA	63010500	0017101101	17101101	YB600	YB40	A000	1000_C				
	Y1	560000	2	YB99		1710	20,000.00	USD	20,000.00	USD	YCOA	61010000			YB900	YB99	A000	1000_C				
Y1		2			1710	30,000.00	USD	30,000.00	USD	YCOA	61100000			YB900	YB99	A000	1000_C					
Y1	585000	2			1710	1,000.00-	USD	1,000.00-	USD	YCOA	65100000			YB900	YB99	A000	1000_C					
Y1		2			1710	1,000.00	USD	1,000.00	USD	YCOA	65150000			YB900	YB99	A000	1000_C					
9710	Y1	111100	1	915		9710	2,000.00-	EUR	2,000.00-	EUR	YCOA	11002045					A000					
	Y1	211100	1		1010	9710	5,000.00-	EUR	5,000.00-	EUR	YCOA	21300000			YB600		A000	1000_C				
	Y1		1		1710	9710	7,000.00-	EUR	7,000.00-	EUR	YCOA	21300000			YB600		A000	1000_C				
	Y1	515000	2	YB40		9710	2,000.00	EUR	2,000.00	EUR	YCOA	63010500	0097101101	97101101	YB600	YB40	A000	1000_C				
	Y1		2		1010	9710	5,000.00	EUR	5,000.00	EUR	YCOA	63010500	0097101101	97101101	YB600	YB40	A000	1000_C				
	Y1		2		1710	9710	7,000.00	EUR	7,000.00	EUR	YCOA	63010500	0097101101	97101101	YB600	YB40	A000	1000_C				



Data Collection



Flexible upload of reported financial data that is not in the universal journal via file or API.

Enter / transfer data

Display <-> Change

Task and organizational units		
• Task 1020 Data Collection		
• Consolidation Group CG2 Corporate Group SIT		
• Consolidation Unit CG2 Corporate Group SIT		

Display Data	Import data	*****

CG2: Contained Cons Units	
▾ Consolidation Group CG2 Corporate Group SIT	
• Flexible upload	



Data Collection



Flexible upload of reported financial data that is not in the universal journal via file or API.

Enter / transfer data

Display <-> Change

Task and organizational units

- Task 1020 Data Collection
- Consolidation Group CG2 Corporate Gro
- Consolidation Unit CG2 Corporate Gro

Display Data	Import data	*****

Flexible Upload of : Reported financial data

Upload methods File

General selections

Ledger	Y1	Consolidation Ledger
Consolidation COA	Y1	Consolidation Chart of Accts
Dimension	Y1	Companies
Version	Y10	Actuals
Fiscal year	2020	
Period	8	
Consolidation Group	CG2	
Consolidation Unit	1010	to
FS Item		to

File

Upload method	<input type="text"/>
Physical file name	<input type="text"/>
File format	<input type="text"/>
<input checked="" type="radio"/> Presentation server	<input type="radio"/> Application Server

Log

- Detailed log
- Data records with errors
- Statistical information

Flexible upload to EC-CS
File Driven Upload (tab or ;)



Validation of Universal Journal



Check if errors exist in universal journals: missing or incorrect subassignments for FS items.

Validation of Totals Data

Cons. COA Y1 Version Y10 Actuals Period 008 / 2020

Test run Local Currency Univ. Docs

Cons. Group

Cons. Unit	Error	Warnings	Result
CG2 Corp.Group SIT			
1710 Palo Alto	2	0	🔴
9710 Test Reporting	0	0	🟢

Messages

Message

- ▶ E Balance 212,000.00- USD —> posting not possible
- ▶ E Entry cannot be posted: B/S or I/S balance of 212,000.00- in USD

Errors to be reviewed



Calculation Net Income



Calculate and post net income to the selected financial statement (FS) items in the balance sheet and profit/loss (P&L).

Item Substitution / Calculation of Retained Earnings

Cons. COA Y1 Version Y10 Actuals Period 008 / 2020

Cons. Group CG2 Corp.Group SIT Group currency EUR Euro Test Run

I A few cons units were not processed: task Calc Net I is blocked
I 1010: Existing data has not been changed
I 9710: Ret. earnings/annual net income differ in LC and GC
I Group currency value was transferred from local currency value
I Group currency value was transferred from local currency value

Cons. Unit	LCURR
- 1010 Germany	EUR Euro
+ Retained earnings	
+ Messages	
- 9710 Test Reporting	EUR Euro
- Retained earnings	

+ FS Item		New value / local	New value / group
317000	Net income	14,000.00	
799000	Net income/loss	14,000.00-	



Reported Data Validation



Validate the reported financial data in the local currency according to validation method assigned to consolidation unit.

Simulation Run: Manage Data Validation Tasks - FINCS Reported Data Validation

Standard * ▾

*Version: Y10 (Actuals) ▾ *Consolidation Chart of Acc... Y1 (Consolidation C... ▾ Consolidation Group: CG2 ☒ Consolidation Unit: ☐ *Period/Year: 008 2020

Hide Filter Bar Filters (3)


Validation Results (3) Standard ▾ Simulation Run New Validation Revalidate Show Result Analysis

Entity	Task	Period/Year	Status	Last Run	Message	Commenting Status
<input type="checkbox"/> 1010	ValRep.D	008 / 2020	Not Processed System Error	08.09.2020, 23:09:46	View Log	Not Required
<input type="checkbox"/> 1710			Not Processed			
<input type="checkbox"/> 9710						

Log:

Validation was completed. You can check the result on the detail page.

Close



Manual Posting



Post manual journal entries in consolidation unit to adjust data released or collected.

General Data

New Journal Entry 2020

General Data Line Items

Global Parameters	Posting Information
Ledger: Y1 (Consolidation Ledger)	Document Type: 11 (Man std LC, DT, no rev(10/MJE))
Consolidation COA: Y1 (Consolidation Chart of Accts)	Fiscal Year: 2020
Version: Y10 (Actuals)	Posting period: 008 (August)
	Text: <input type="text"/>
	Consolidation Unit: 1010 (Germany)

Line Items

New Journal Entry 2020

General Data Line Items

Check Create New

Line Item	Consolidation COA	FS Item	Subitem Category	Subitem	Partner Unit	Amount in Local Crcy	Amount in Trans.Crcy	Autom. indicator
<input type="radio"/> 00000 1	Y1 (Consolidation Chart of Accts)	<input type="text"/>	<input type="text"/>	<input type="text"/>	<input type="text"/>	0.00 EUR	0.00	>
<input type="radio"/> 00000 2	Y1 (Consolidation Chart of Accts)	<input type="text"/>	<input type="text"/>	<input type="text"/>	<input type="text"/>	0.00 EUR	0.00	>
<input type="radio"/> 00000 3	Y1 (Consolidation Chart of Accts)	<input type="text"/>	<input type="text"/>	<input type="text"/>	<input type="text"/>	0.00 EUR	0.00	>
<input type="radio"/> 00000 4	Y1 (Consolidation Chart of Accts)	<input type="text"/>	<input type="text"/>	<input type="text"/>	<input type="text"/>	0.00 EUR	0.00	>
<input type="radio"/> 00000 5	Y1 (Consolidation Chart of Accts)	<input type="text"/>	<input type="text"/>	<input type="text"/>	<input type="text"/>	0.00 EUR	0.00	>
<input type="radio"/> 00000 6	Y1 (Consolidation Chart of Accts)	<input type="text"/>	<input type="text"/>	<input type="text"/>	<input type="text"/>	0.00 EUR	0.00	>
<input type="radio"/> 00000 7	Y1 (Consolidation Chart of Accts)	<input type="text"/>	<input type="text"/>	<input type="text"/>	<input type="text"/>	0.00 EUR	0.00	>
<input type="radio"/> 00000 8	Y1 (Consolidation Chart of Accts)	<input type="text"/>	<input type="text"/>	<input type="text"/>	<input type="text"/>	0.00 EUR	0.00	>
<input type="radio"/> 00000 9	Y1 (Consolidation Chart of Accts)	<input type="text"/>	<input type="text"/>	<input type="text"/>	<input type="text"/>	0.00 EUR	0.00	>
<input type="radio"/> 00001 0	Y1 (Consolidation Chart of Accts)	<input type="text"/>	<input type="text"/>	<input type="text"/>	<input type="text"/>	0.00 EUR	0.00	>

Balance Copy Delete Create

Post Cancel



Manual Posting



Additional Data at Item level

Journal Entry /
000001

General Data Additional Data

Additional Data

Controlling Area:	Chart of Accounts:
<input type="text"/>	<input type="text"/>
Cost Center:	Account Number:
<input type="text"/>	<input type="text"/>
Profit Center:	Assignment:
<input type="text"/>	<input type="text"/>
Partner Profit Ctr:	Transaction type:
<input type="text"/>	<input type="text"/>
Segment:	WBS element:
<input type="text"/>	<input type="text"/>
Partner Segment:	
<input type="text"/>	
Functional Area:	
<input type="text"/>	

Sample of document posted

1000000001 2020 [Create New](#)

General Data [Line Items](#)

Line Items

Line Item	Cons. Unit	Consolidation COA	FS Item	Subitem Category	Subitem	Partner Unit	Amount in Local Crcy	Amount in Group Crcy
○ 000001	9710 (Test Reporting)	Y1 (Consolidation Chart of Accts)	121100 (Trade receivables, Gross)	1	915		1,000.00 EUR	1,000.00 EUR >
Autom. indicator:								
○ 000002	9710 (Test Reporting)	Y1 (Consolidation Chart of Accts)	172500 (Other financial assets at amort.cost, Non-Current)	1	915		-1,000.00 EUR	-1,000.00 EUR >
Autom. indicator:								



Currency Translation



Translate the currency of financial statements from the local currency (LC) into the group currency (GC).

Currency Translation

Consolidation Chart of Accounts: Y1 (Consolidation Chart of Accts) Task: 1100 (Currency T) Test Run: No Created By: BEST [Log Header Messages: 2](#)
 Version: Y10 (Actuals) Consolidation Group: CG2 (Corp.Group SIT) Input Type: Periodic Created On: 10.09.2020
 Ledger: Y1 (Consolidation Ledger) Group Currency: EUR Fiscal Year/Period: 008.2020 Created At: 14:34

Search

Items (11) Standard

Co...	Tra...	S...	SeL...	Ite...	FS I...	Par...	SI ...	Su...	Diff...	C...	Exc...	LC Amount	GC Amount	Translation Differ...	Reference Amount
171...	S09...	020	S-C...	Cur...	111...		1 (T...	915...		5	/1.1...	-29,000.00 USD	-25,892.86 EUR	0.00 EUR	-25,892.86 EUR
171...	S09...	020	S-C...	Cur...	121...		1 (T...	915...		5	/1.1...	-30,000.00 USD	-26,785.71 EUR	0.00 EUR	-26,785.71 EUR
171...	S09...	020	S-C...	Cur...	131...		1 (T...	915...		5	/1.1...	202,000.00 USD	180,357.14 EUR	0.00 EUR	180,357.14 EUR
171...	S09...	020	S-C...	Cur...	211...		1 (T...	915...		5	/1.1...	-156.00 USD	-139.29 EUR	0.00 EUR	-139.29 EUR
171...	S09...	025	S-C...	Cur...	317...		1 (T...	915...	314...	5	/1.1...	-142,844.00 USD	-127,539.29 EUR	0.00 EUR	-127,539.29 EUR
171...	S09...	060	S-C...	Cur...	412...		2 (F...	YB...	314...	5	/1.1...	-201,844.00 USD	-180,217.86 EUR	0.00 EUR	-180,217.86 EUR
171...	S09...	060	S-C...	Cur...	515...		2 (F...	YB...	314...	5	/1.1...	-600.00 USD	-535.71 EUR	0.00 EUR	-535.71 EUR
171...	S09...	060	S-C...	Cur...	515...		2 (F...	YB...	314...	5	/1.1...	9,600.00 USD	8,571.43 EUR	0.00 EUR	8,571.43 EUR
171...	S09...	060	S-C...	Cur...	560...		2 (F...	YB...	314...	5	/1.1...	50,000.00 USD	44,642.86 EUR	0.00 EUR	44,642.86 EUR
171...	S09...	060	S-C...	Cur...	799...		2 (F...	YB...	314...	5	/1.1...	142,844.00 USD	127,539.29 EUR	0.00 EUR	127,539.29 EUR
171...	S09...	900	S-C...	Rou...	314...		1 (T...	980...		5	/1.1...	0.00 USD	0.01 EUR	0.00 EUR	0.00 EUR
												0.00 USD	0.01 EUR	0.00 EUR	0.00 EUR



Standardized Data Validation



Validate the financial data in the group currency with the validation method assigned to consolidation unit.

Manage Data Validation Tasks - FINCS Standardized Data Validation

Standard * ▾

*Version: Y10 (Actuals) ▾ *Consolidation Chart of Acc... Y1 (Consolidation C... ▾ Consolidation Group: CG2 x Consolidation Unit: Period/Year: 008 / 2020

Validation Results (3) Standard ▾ Simulation Run New

Entity	Task	Period/Year	Status	Last Run	Message
<input type="checkbox"/> 1010	Val.Std.D	008 / 2020	Success	10.09.2020, 14:52:48	View Log
<input type="checkbox"/> 1710	Val.Std.D	008 / 2020	Failed	10.09.2020, 14:52:48	View Log
<input type="checkbox"/> 9710	Val.Std.D	008 / 2020	Failed	10.09.2020, 14:52:48	View Log

Validation Result Analysis

Standard * ▾

Failed by Version: Y10 (223) Failed by Ledger: Y1 (223) Failed by Fiscal Year Period: 2020008 (223) Failed by Consolidation Group: (223)

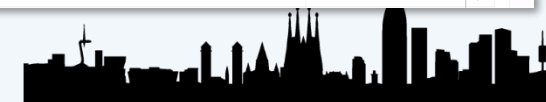
Validation Result

Task Type

FINCS Standardized Data Validation (02)

Validation Result (111)

Rule ID	Rule Description	Group By	Group By Value
SA00002	Profit and Loss is balanced		
SA00006	P&L secondary cost elem balances		
SB00002	Assets = Liabilities and Equity		



Group Reporting in SAP S/HANA 1909

Results



Sample of processed data:

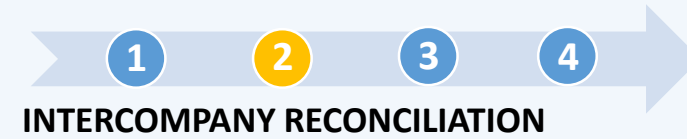
Data Monitor											
Test Run Update Run Run Successive Tasks Global Parameters											
Cons. COA Y1 Version Y10 Period 8 / 2020											
Hierarchy	Description	Overall sta...	Bal.Cfwd	Rel Uni.J	Data Coll.	Val. Uni.J	Calc Net I	Val.Rep.D	Man.Std...	CurrTrans.	Standardiz
Y1	Companies										
CG0	Corporate Group		✓		✗		⚠	✗	⚠	⚠	✗
1010	Germany		✓		✗				✗		
1710	Palo Alto		✓		✗			✗		⚠	✗
9710	Test Reporting		✓		✗						✗
§3000	Germany		✓		✗		✗	✗	✗		✗
§3002	France		✓		✗		✗	✗	✗		✗
CG2	Corporate Group SIT		✓		✗			✗	⚠	⚠	✗
1010	Germany		✓		✗				✗		
1710	Palo Alto		✓		✗			✗		⚠	✗
9710	Test Reporting		✓		✗						✗
CG3	Group 3		✓		✗		✗	✗	✗	✗	✗
§3000	Germany		✓		✗		✗	✗	✗		✗
§3002	France		✓		✗		✗	✗	✗		✗
§3003	USA East		✓		✗		✗	✗	✗		✗
§3004	USA West		✓		✗		✗	✗	✗		✗



Group Reporting in SAP S/HANA 1909

BARCELONA
SAP Inside Track

INTERCOMPANY RECONCILIATION



Manage Assignments
By Matching Method



SAP Manage Assignments

Standard * ▾

*Matching Method: y AR and AP matching ▾ *Company: 1710 *Period/Year: 008 2020

Hide Filter Bar Filters (2) Go

Leading Unit: Unassigned Items (2) Standard * ▾

<input type="checkbox"/>	CL...	Comp...	Fi...	Fiscal Yr	Post...	Period/Year	Fiscal ...	Posting Date
<input type="checkbox"/>	⊗...	1710	K4	2020	008	2020008	2020	20.08.2020
<input type="checkbox"/>	⊗...	1710	K4	2020	008	2020008	2020	20.08.2020

Selected Amount

Partner Units: Unassigned It... Standard * ▾ All ▾

<input type="checkbox"/>	Trading Part...	Amnt in Trans. Crcy	Amnt in Company ...	Amnt in Global Cu...	Qua
<input type="checkbox"/>	1710	-7,000.00 EUR	-7,000.00 EUR	-8,665.58 USD	0.000

Selected Amount

Assignments (0) Show All ▾

Assign Process Unassign

<input type="checkbox"/>	Assignment Number	Proc. Status	Matching ...	Match Type	Reason Code	Workflow Status	Adjustment Log	Te...	Created By	Created On	Chan
--------------------------	-------------------	--------------	--------------	------------	-------------	-----------------	----------------	-------	------------	------------	------

Assign Communicate ▾ Auto Match



INTERCOMPANY RECONCILIATION



Reconciliation Status Overview



SAP Reconciliation Balances

Standard * ▾

Hide Filter Bar Filters (1) Go

*Reconciliation Case: SF100 (Sample Only... ▾) Company: [] *Period/Year: 008 2020

List View (522)

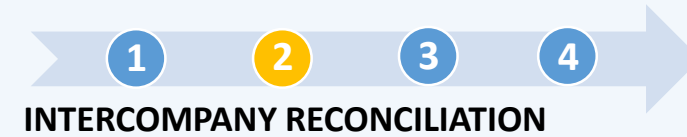
Company	Description	Matching Status	Reconciliation Balance Status	Cutoff Time	New Posting
T200	T200-Tata Group	Initial	[Progress Bar]		Not Detected >
999999	Fiktive Gesellschaft "Fremde"	Initial	[Progress Bar]		Not Detected >
KW01	Country Template KW	Initial	[Progress Bar]		Not Detected >
MCA	MCA Bank	Initial	[Progress Bar]		Not Detected >
SLE0	Musterbank	Initial	[Progress Bar]		Not Detected >
1710	Company 1710	Initial	[Progress Bar]		Detected >
TIPL	Tractors India	Initial	[Progress Bar]		Not Detected >
2951	KMF BUILDERS & DEVELOPER...	Initial	[Progress Bar]		Not Detected >
SIEVE	SIEVE SOFTWARE PVT LTD	Initial	[Progress Bar]		Not Detected >



Group Reporting in SAP S/HANA 1909

BARCELONA
SAP Inside Track

INTERCOMPANY RECONCILIATION



Reconciliation Status Overview



SAP Reconciliation Balances

Standard * ▾

Hide Filter Bar Filters (2) Go

*Reconciliation Case: SF100 (Sample Only... ▾ Display Group: 1 Item ▾ Company: 1710 Trading Partner: Period/Year: 008 2020

Standard Netting Amnt in Trans. Crncy ▾

Company	Trading Partner	Display Group	Currency	Up to Last Matching (YTD)			Up to Now (YTD)			
				Company Amount	Trading Partner Amount	Difference	Company Amount	Trading Partner Amount		
1710	9710	Intercompany AR->AP (1...	EUR	0.00 EUR	0.00 EUR	0.00 EUR	0.00 EUR	-7,000.00 EUR	>	
			EUR	0.00 EUR	0.00 EUR		0.00 EUR	-7,000.00 EUR		



CONSOLIDATED MONITOR



Run tasks for group consolidation (consolidation groups): Dividends Eliminations, Manual Eliminations, Group Shares...

Task ID	Description	Assigned Method	Method Description	Specific Doc. Types
2011	Interunit Elimination of Sales	S2010	IC Elimination Sales	2E
2021	Interunit Elimination of Other Income/Expense	S2020	IC Elimination Other P&L	2F
2031	Dividends Elimination	S2030	Dividends elimination	2H
2041	Interunit Elimination of Balance Sheet	S2040	IC Elimination Balance Sheet	2G
2050	Manual Eliminations PL20	-		21,22
2060	Preparation Consolidation Group Change	-		2Z
2100	Investments/Equity Elimination	S2100	Investments/Equity Elimination	3A
2140	Enter Group Shares	-		39
2150	Manual Eliminations PL30	-		32, 31
2180	Total Divestiture	S2180	Total Divestiture	3Z
2980	Validation of Consolidated Data	-		-



CONSOLIDATED MONITOR



T.Code CX20

Consolidation Monitor

Test run Update Run Run Successive Tasks Global Parameters

Cons. COA Version Period /

Hierarchy	Description	Overall sta...	IC EI.Sale	IC EI.IE	IC EI.DIV	IC EI.BS	Man.EI.20	Prep. CG	Cal. Grp %	Ent.Grp....	Invt/Equit	Man.EI. 30	Tot.Divest	Val.Cons.D
Y1	Companies													
CG0	Corporate Group													
CG2	Corporate Group SIT													
CG3	Group 3													

	Overall status: Error(s)
	Overall status: Open
	Overall status: Complete
	Overall status: Initial stage
	Overall status: Data monitor incompl.

	Status: Task has errors
	Status: Task is incomplete
	Status: Pending preceding task
	Status: Task is error-free
	Status: Task is blocked
	Status: Task is unblocked
	Status: Task Blocked on Request
	Status: Task Unblocked on Request
	Status: Task is irrelevant
	Status: Initial stage of task



Interunit Elimination of Sales



Elimination of sales (e.g. goods or service transactions) between units in the same consolidation group.

SAP Task Logs

Reclassification

Consolidation Chart of Accounts: Y1 (Consolidation Chart of Accts) Task: 2011 (IC Elim. S) Test Run: Yes Created By: BEST [Log Header Messages: 1](#)
Version: Y10 (Actuals) Document Type: 2E (IC elim sales (20/AUT)) Input Type: Periodic Created On: 26.09.2020
Ledger: Y1 (Consolidation Ledger) Consolidation Group: CG0 (Corporate Group) Fiscal Year/Period: 008.2020 Created At: 16:59

Search Items (0) Standard

Reclas...	Seq...	Item Type	Journal Ent...	Line Item	Consolidati...	Partner Unit	FS Item	Subitem	SI Cat.	Triggering Amount in...	Journal Entry Amou...
-----------	--------	-----------	----------------	-----------	----------------	--------------	---------	---------	---------	-------------------------	-----------------------

Messages

No reclassification required for 008/2020.



Interunit Elimination other income



Elimination of other income and expenses in the Profit and Loss (P&L) statement

Task Logs

Reclassification

Consolidation Chart of Accounts: Y1 (Consolidation Chart of Accts) Task: 2021 (IC Elim. O) Test Run: No Created By: BEST [Log Header Messages: 0](#)
 Version: Y10 (Actuals) Document Type: 2F (IC elim other inc&exp (20/AUT)) Input Type: Periodic Created On: 10.09.2020
 Ledger: Y1 (Consolidation Ledger) Consolidation Group: CG0 (Corporate Group) Fiscal Year/Period: 008.2020 Created At: 15:13

Search

Items (3) Standard *

Reclas...	Seq...	Item Type	Journal E...	Line Item	Consolida...	Partner Unit	FS Item	Subitem	SI Cat.	Triggering Amount in...	Journal Entry Amou...
S2020	010	Journal Entry	1		1710 (Pa...	1010 (Ger...	515000 (O...	YB40 (Ad...	2 (Fun...	0.00 EUR	-8,928.56 EUR
S2020	010	Journal Entry	1		1710 (Pa...	1010 (Ger...	580000 (C...	YD20 (IC ...	2 (Fun...	0.00 EUR	8,928.56 EUR
S2020	010	Triggering Item	1		1710 (Pa...	1010 (Ger...	515000 (O...	YB40 (Ad...	2 (Fun...	8,928.57 EUR	0.00 EUR
										8,928.57 EUR	0.00 EUR

Execution with error

Messages

All

- ⚠️ Value YB40 in field "Functional area" overwritten with subitem YD20
- 🚫 Char Functional Area contains an invalid value (YD20)



Interunit Elimination other income



Reclassification

Consolidation Chart of Accounts: Y1 (Consolidation Chart of Accts)
Version: Y10 (Actuals)
Ledger: Y1 (Consolidation Ledger)

Task: 2021 (IC Elim. O)
Document Type: 2F (IC elim other inc&exp (20/AUT))
Consolidation Group: CG0 (Corporate Group)

Test Run: No
Input Type: Periodic
Fiscal Year/Period: 008.2020

Created By: BEST
Created On: 10.09.2020
Created At: 15:30

[Log Header Messages: 0](#)

Execution with warning

Reclas...	Seq...	Item Type	Journal En...	Line Item	Consolidati...	Partner Unit	FS Item	Subitem	SI Cat.	Triggering Amount in...	Journal Entry Amou...
S2020	010	Journal Entry	2000000001		1710 (Palo ...	1010 (Ger...	515000 (Ot...	YB40 (Adm...	2 (Fu...	0.00 EUR	-8,928.56 EUR
S2020	010	Journal Entry	2000000001		1710 (Palo ...	1010 (Ger...	58000D (CL...	YD20 (IC di...	2 (Fu...	0.00 EUR	8,928.56 EUR
S2020	010	Triggering It...	2000000001		1710 (Palo ...	1010 (Ger...	515000 (Ot...	YB40 (Adm...	2 (Fu...	8,928.57 EUR	0.00 EUR
										8,928.57 EUR	0.00 EUR

✓ 1 document(s) posted for document type 2F, period 008 and year 2020



Dividends Elimination



Eliminate the dividends received from a consolidation unit belonging to the same consolidated group.

SAP Task Logs

Reclassification

Consolidation Chart of Accounts: Y1 (Consolidation Chart of Accts) Task: 2031 (Dividends) Test Run: No Created By: BEST [Log Header Messages: 1](#)
Version: Y10 (Actuals) Document Type: 2H (IC elim dividends (20/AUT)) Input Type: Periodic Created On: 26.09.2020
Ledger: Y1 (Consolidation Ledger) Consolidation Group: CG0 (Corporate Group) Fiscal Year/Period: 008.2020 Created At: 16:58

Search

Items (0) Standard

Reclas...	Seq...	Item Type	Journal Ent...	Line Item	Consolidati...	Partner Unit	FS Item	Subitem	SI Cat.	Triggering Amount in...	Journal Entry Amou...
-----------	--------	-----------	----------------	-----------	----------------	--------------	---------	---------	---------	-------------------------	-----------------------

Messages

No reclassification required for 008/2020.



Interunit Elimination balance sheet



Elimination of balance sheet accounts in consolidation units within same group.

Reclassification

Consolidation Chart of Accounts: Y1 (Consolidation Chart of Accts) Task: 2041 (IC Elim. B) Test Run: No Created By: BEST [Log Header Messages: 0](#)
 Version: Y10 (Actuals) Document Type: 2G (IC elim balance sheet (20/AUT)) Input Type: Periodic Created On: 10.09.2020
 Ledger: Y1 (Consolidation Ledger) Consolidation Group: CG0 (Corporate Group) Fiscal Year/Period: 008.2020 Created At: 15:36

CG0 Corporate Group >

- 1710 >

Reclas...	Seq...	Item Type	Journal En...	Line Item	Consolidati...	Partner Unit	FS Item	Subitem	SI Cat.	Triggering Amount in...	Journal Entry Amou...
S2040	010	Journal Entry	2000000003		1710 (Palo ...	1010 (Ger...	121800 (OL...	915 (Net v...	1 (Tr...	0.00 EUR	26,785.70 EUR
S2040	010	Journal Entry	2000000003		1710 (Palo ...	1010 (Ger...	21100D (CL...	915 (Net v...	1 (Tr...	0.00 EUR	-26,785.70 EUR
S2040	010	Triggering It...	2000000003		1710 (Palo ...	1010 (Ger...	121800 (OL...	915 (Net v...	1 (Tr...	-26,785.71 EUR	0.00 EUR
										-26,785.71 EUR	0.00 EUR

1 document(s) posted for document type 2G, period 008 and year 2020



Manual Elimination PL20



Manual adjustment in posting level 20: is assigned to one or several consolidation units. It affects to all consolidation groups that the consolidation unit belongs

General Data

Global Parameters

Ledger: Y1 (Consolidation Ledger)
Consolidation COA: Y1 (Consolidation Chart of Accts)
Version: Y10 (Actuals)

Posting Information

Document Type: 21 (Man elim cor, rev (20/MJE))
Fiscal Year: 2020
Posting period: 008 (August)
Text:
*Consolidation Unit 1: 1710
*Consolidation Unit 2: 9710

Sample of document

2000000005 2020

General Data Line Items

Line Item	Cons. Unit	Consolidation COA	FS Item	Subitem Category	Subitem	Partner Unit	Amount in Local Crcy	Amount in Group Crcy
000001	1710 (Palo Alto)	Y1 (Consolidation Chart of Accts)	121200 (Receivables on disposal of PPE, Current, Gross)	1	915	9710 (Test Reporting)	0.00 USD	100.00 EUR
Autom. indicator:								
000002	9710 (Test Reporting)	Y1 (Consolidation Chart of Accts)	121200 (Receivables on disposal of PPE, Current, Gross)	1	915	1710 (Palo Alto)	0.00 EUR	-100.00 EUR
Autom. indicator:								



Preparation consolidation group



Adjust reported, standardized, and eliminated data when a consolidation unit is acquired by a consolidation group or divested from a consolidation group. After that, the financial statements (FS) contain only the data during the time the consolidation unit was part of the consolidation group.



Investments/Equity elimination



Automatic reclassification for elimination of investments and equity, including non-controlling interests (NCI), dividends, changes in equity, and changes in ownership percentage within consolidation group.

Task Logs

Reclassification

Consolidation Chart of Accounts: Y1 (Consolidation Chart of Accts) Task: 2100 (Investment) Test Run: No Created By: BEST [Log Header Messages: 1](#)
Version: Y10 (Actuals) Document Type: 3A (Invest, equity elim (30/AUT)) Input Type: Periodic Created On: 10.09.2020
Ledger: Y1 (Consolidation Ledger) Consolidation Group: CG2 (Corp.Group SIT) Fiscal Year/Period: 008.2020 Created At: 16:52

Search

Items (0) Standard

Reclas...	Seq...	Item Type	Journal En...	Line Item	Consolidati...	Partner Unit	FS Item	Subitem	SI Cat.	Triggering Amount in...	Journal Entry Amou...
-----------	--------	-----------	---------------	-----------	----------------	--------------	---------	---------	---------	-------------------------	-----------------------

Messages

No reclassification required for 008/2020.



Enter Group shares



Post group shares with posting level 30 (consolidation group is required). If a consolidation unit is consolidated in multilevel groups with different group shares, the percentage should be entered on each group incrementally.

Group Shares

Set Focus Changes in Investments Iteration Display Master Data

Cons. COA	Y1	Version	Y10 Actuals	Period 008 / 2020
-----------	----	---------	-------------	-------------------

Group Shares % Direct Share %

CG2	Corporate Group SIT			
1010	Germany	100.00000000	100.00000000	
1710	Palo Alto	0.00000000	0.00000000	
9710	Test Reporting	0.00000000	0.00000000	

Group shares and direct shares saved



Manual Elimination PL30



Manual adjustment in posting level 30: is assigned to one consolidation group and the related consolidation units informed.

General Data

New Journal Entry 2020

General Data Line Items

Global Parameters

Ledger:
Y1 (Consolidation Ledger)

Consolidation COA:
Y1 (Consolidation Chart of Accts)

Version:
Y10 (Actuals)

Posting Information

Document Type:
39 (Group shares (30/MJE))

Fiscal Year:
2020

Posting period:
008 (August)

Text:

Consolidation Group:
CG0 (Corporate Group)

Sample of document

3000000036 2020 [Create New](#)

General Data Line Items

Line Item	Cons. Unit	Consolidation COA	FS Item	Amount in Local Crcy	Amount in Group Crcy	Quantity	Autom. indicator
000001	1010 (Germany)	Y1 (Consolidation Chart of Accts)	711000 (Share of profit - associates / JV at equity method)	0.00 EUR	1,000.00 EUR	0.000	>
000002	1710 (Palo Alto)	Y1 (Consolidation Chart of Accts)	711000 (Share of profit - associates / JV at equity method)	0.00 USD	-1,000.00 EUR	0.000	>

[Balance](#) [Copy](#)



Total Divestiture



Automatic adjustment posted when an entity in which investments is made completely leaves a consolidation group.

SAP Task Logs

Reclassification

Consolidation Chart of Accounts: Y1 (Consolidation Chart of Accts) Task: 2180 (Total Dive) Test Run: No Created By: BEST [Log Header Messages: 1](#)
Version: Y10 (Actuals) Document Type: 3Z (Total divestiture (30/AUT)) Input Type: Periodic Created On: 26.09.2020
Ledger: Y1 (Consolidation Ledger) Consolidation Group: CG0 (Corporate Group) Fiscal Year/Period: 008.2020 Created At: 17:02

Search

Items (0) Standard

Reclas...	Seq...	Item Type	Journal Ent...	Line Item	Consolidati...	Partner Unit	FS Item	Subitem	SI Cat.	Triggering Amount in...	Journal Entry Amou...
-----------	--------	-----------	----------------	-----------	----------------	--------------	---------	---------	---------	-------------------------	-----------------------

Messages

<

i No reclassification required for 008/2020.



Validation of Consolidated Data



Validate the consolidated data in group currency considering the validation method assigned to the consolidation group.

SAP Validation Result Analysis

Standard * ▾ Adapt Filters (3)

Failed by Version (1) Failed by Ledger (1) Failed by Fiscal Year Period (1) Failed by Consolidation Group

Y10 255 Y1 255 255 2020008

CG0 (CG0) 223 32

Validation Result

Validation Result

Task Type

40 20 0

FINCS Consolidated Data Validation (03)

Total Failed

Validation Result (39)

Vers...	C...	Le...	Fiscal Year Pe...	Consolidation Group	Consolidation Unit	Task Type
Y10	Y1	Y1	2020008	CG0		FINCS Consolidated Data Validation (03)
Y10	Y1	Y1	2020008	CG0		FINCS Consolidated Data Validation (03)
Y10	Y1	Y1	2020008	CG0		FINCS Consolidated Data Validation (03)



Results



Sample of processed data:

Consolidation Monitor

Test run Update Run Run Successive Tasks Global Parameters

Cons. COA Version Period /

Hierarchy	Description	Overall sta...	IC EI.Sale	IC EI.IE	IC EI.DIV	IC EI.BS	Man.El.20	Prep. CG	Cal. Grp %	Ent.Grp....	Invst/Equit	Man.El. 30	Tot.Divest	Val.Cons.D
Y1	Companies													
• CG0	Corporate Group	⊗	✓	✓	✓	✓	✓	✓	✓	✓	⊗	⊗	✓	⊗
• CG2	Corporate Group SIT	⊗	✓	✓	✓	✓	✓	✓	✓	⊗	✓	⊗	✓	⊗
• CG3	Group 3	⊗	⚠	⚠	⚠	⚠	⚠	✓	✓	⊗	✓	⊗	✓	✓



REPORTING



Local Reporting

Consolidated
Reporting

SAP Analytics Cloud



Local Reporting



Balance Sheet
By Consolidation Units

Search

*Version: Y10 (Actuals) x

*Consolidation COA: Y1 (Consolidation Chart of Accts) x

*Fiscal year: 2020 x

*Posting period: 8 x

*Item Hierarchy: BS x

*Cons. Unit: # x 1710 x

FS Item (Node):

Subitem Category:

Subitem:

Partner Unit:

Posting Level:

*Reporting Level: CO (Company) x

CT Indicator:

Document Type:

*Record Type: 0 (W/o Reporting Logic) x

OK Cancel

Hierarchy of FS Items:
Balance Sheet, P&L...



Local Reporting



Balance Sheet - By Consolidation Units

Standard

Show Filter Bar Filters Go

To show filters here, add them to the filter bar in Filters

DIMENSIONS		COLUMNS		1710		Grand Total	
		Cons. Unit	FS Item	LC YTD	GC YTD	Total	Total
> Measures	Cons. Unit	FS Item	Balance Sheet	\$ 0.00	0.00 EUR	\$ 0.00	0.00 EUR
Account Number	Measures	√ BS					
Assignment		√ TA0000	Assets	\$ 143,300.00	127,678.57 EUR	\$ 143,300.00	127,678.57 EUR
Bill-to party		√ TAC000	Current assets	\$ 143,300.00	127,678.57 EUR	\$ 143,300.00	127,678.57 EUR
Billing Type		√ TAC100	Current assets oth.than incl.in disposal	\$ 143,300.00	127,678.57 EUR	\$ 143,300.00	127,678.57 EUR
Business Area		√ T11100	Cash and cash equivalents	\$ -29,000.00	-25,892.86 EUR	\$ -29,000.00	-25,892.86 EUR
CT Indicator		111100	Cash on hand	\$ -29,000.00	-25,892.86 EUR	\$ -29,000.00	-25,892.86 EUR
Chart of Accounts		> T12100	Trade and other current receivables	\$ -29,700.00	-26,785.71 EUR	\$ -29,700.00	-26,785.71 EUR
Cons. Group		> T13100	Inventories	\$ 202,000.00	180,357.14 EUR	\$ 202,000.00	180,357.14 EUR
✓ Cons. Unit	ROWS	√ TLE000	Liabilities & Equity	\$ -143,300.00	-127,678.57 EUR	\$ -143,300.00	-127,678.57 EUR
Controlling Area	FS Item	√ TL0000	Liabilities	\$ -156.00	-139.29 EUR	\$ -156.00	-139.29 EUR
Cost Center		> TLC000	Current liabilities	\$ -156.00	-139.29 EUR	\$ -156.00	-139.29 EUR
Country		> TLNC00	Non-current liabilities	\$ 0.00	0.00 EUR	\$ 0.00	0.00 EUR
Customer		√ TE0000	Total equity	\$ -143,144.00	-127,539.28 EUR	\$ -143,144.00	-127,539.28 EUR
Customer Group		> T31000	Equity attributable to owners of parent	\$ -143,144.00	-127,539.28 EUR	\$ -143,144.00	-127,539.28 EUR
Distribution Chan...		>	Not Assigned FS Item (s)	\$ 0.00	0.01 EUR	\$ 0.00	0.01 EUR
Division							
Document Type							
✓ FS Item							



Local Reporting



SAP Balance Sheet - By Consolidation Units

Standard

Show Filter Bar Filters Go

To show filters here, add them to the filter bar in Filters

Jump To [Bar Chart] [Table] [Calendar] [Settings] [Print] [Share]

Search

DIMENSIONS

- Measures
- Account Number
- Assignment
- Bill-to party
- Billing Type
- Business Area
- CT Indicator
- Chart of Accounts
- Cons. Group
- Cons. Unit
- Controlling Area
- Cost Center
- Country
- Customer
- Customer Group
- Distribution Chan...
- Division
- Document Type
- FS Item

COLUMNS

- Cons. Unit
- Measures

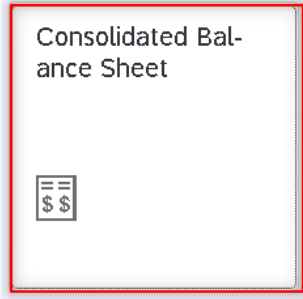
ROWS

- FS Item

FS Item	Cons. Unit	1710	Grand Total
FS Item	FS Item	LC YTD	GC YTD
BS	Balance Sheet	\$ 0.00	0.00 EUR
TA0000	Assets	\$ 143,300.00	127,678.57 EUR
TAC000	Current assets	\$ 143,300.00	127,678.57 EUR
TAC100	Current assets oth.than incl.in disposal	\$ 143,300.00	127,678.57 EUR
T11100	Cash and cash equivalents	\$ -29,000.00	-25,892.86 EUR
111100	Cash on hand	\$ -29,000.00	-25,892.86 EUR
T12100	Trade and other current receivables	\$ -29,700.00	-26,785.71 EUR
T13100	Inventories	\$ 202,000.00	180,357.14 EUR
TLE000	Liabilities & Equity	\$ -143,300.00	-127,678.57 EUR
TL0000	Liabilities	\$ -156.00	-139.29 EUR
TL0000	Current liabilities	\$ -156.00	-139.29 EUR



Consolidated Reporting



Search

*Version:

*Consolidation COA:

*Fiscal year:

*Posting period:

*Cons. Group:

*Item Hierarchy:

Cons. Unit:

FS Item (Node):

Subitem Category:

Subitem:

Partner Unit:

Posting Level:

CT Indicator:

Document Type:

*Record Type:

OK Cancel



Consolidated Reporting



Standard ▾ Show Filter Bar Filters **Go**

To show filters here, add them to the filter bar in Filters

DIMENSIONS		COLUMNS		Jump To			
		Posting Level	00	10	20	30	
		Posting Level	Reported data: Entry	Standardizing entry	Two-sided elimination entry	Consolidati	
		FS Item	Amount in Group Crcy	Amount in Group Crcy	Amount in Group Crcy	Amount in	
> Measures	Posting Level	BS and PL	0.01 EUR	0.00 EUR	0.00 EUR		
Account Number	Measures	BS	-113,539.28 EUR	0.00 EUR	0.00 EUR		
Assignment		TA0000 Assets		0.00 EUR	26,785.71 EUR		
Bill-to party		TLE000 Liabilities & Equity	-113,539.28 EUR		-26,785.71 EUR		
Billing Type		TL0000 Liabilities			-26,785.71 EUR		
Business Area		TE0000 Total equity	-113,539.28 EUR				
CT Indicator		PL Profit and loss	113,539.29 EUR		0.00 EUR		
Chart of Accounts		799000 Net income/loss	113,539.29 EUR				
Cons. Group		TNI000 NET INCOME / LOSS			0.00 EUR		
Cons. Unit	ROWS	TCO100 Profit (loss) from continuing operations			0.00 EUR		
Controlling Area	FS Item	TBT000 Profit (loss) before tax			0.00 EUR		
Cost Center		> Not Assigned FS Item (s)		0.00 EUR			



Consolidated Reporting



Standard ▾ Show Filter Bar Filters Go

To show filters here, add them to the filter bar in Filters

Search

Pause

DIMENSIONS

- > Measures
- Account Number
- Assignment
- Bill-to party
- Billing Type
- Business Area
- CT Indicator
- Chart of Accounts
- Cons. Group
- Cons. Unit
- Controlling Area
- Cost Center
- Country
- Customer
- Customer Group
- Distribution Chan...
- Division
- Document Type
- ✓ FS Item

COLUMNS

- Posting Level
- Measures

ROWS

- FS Item

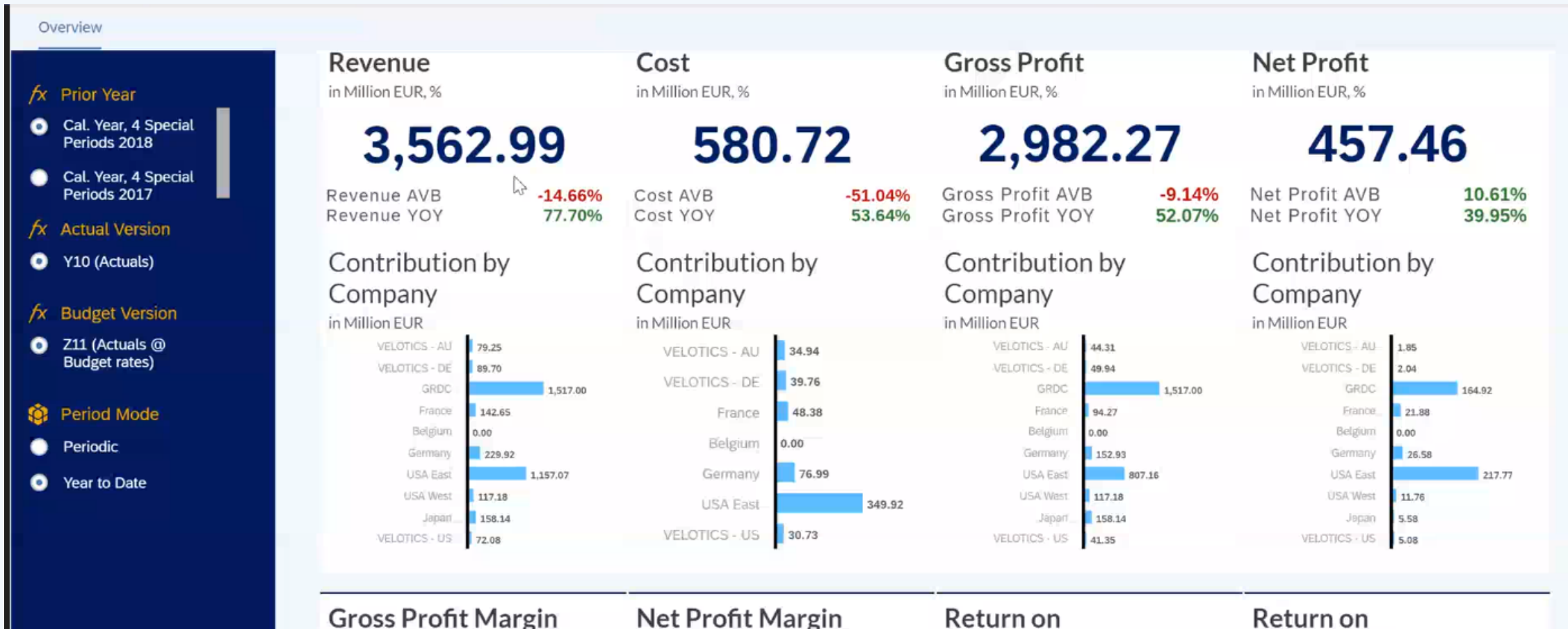
Jump To Bar Chart Table Calendar Settings Print Share

	Posting Level	00	10	20	30
	Posting Level	Reported data: Entry	Standardizing entry	Two-sided elimination entry	Consolid.
FS Item	FS Item	Amount in Group Crpy	Amount in Group Crpy	Amount in Group Crpy	Amount
✓ BS_PL	BS and PL	0.01 EUR	0.00 EUR	0.00 EUR	
✓ BS	Balance Sheet	-113,539.28 EUR	0.00 EUR	0.00 EUR	
> TA0000	Assets		0.00 EUR	26,785.71 EUR	
✓ TLE000	Liabilities & Equity	-113,539.28 EUR		-26,785.71 EUR	
> TL0000	Liabilities			-26,785.71 EUR	
> TE0000	Total equity	-113,539.28 EUR			
✓ PL	Profit and loss	113,539.29 EUR		0.00 EUR	
799000	Net income/loss	113,539.29 EUR			
✓ TNI000	NET INCOME / LOSS			0.00 EUR	



Group Reporting in SAP S/HANA 1909

SAP Analytics Cloud



Group Reporting in SAP S/HANA 1909

BARCELONA
SAP Inside Track



THANKS!



Daniel Mateo
SAP S/4HANA Project Lead

www.linkedin.com/in/dmateop

