

First Edition
2018-2019

DMZ To The Sea





Your Family.
Your Orthodontist.



FIRST CHOICE FOR YOUR FAMILY BRACES

- ✓ Dr. Kim is a **U.S. Board certified orthodontic specialist** with 20 years of clinical experience in the U.S. and Korea.
- ✓ **With 15 years of dental studies and training at the most prestigious schools and hospitals** (University of Pennsylvania School of Dental Medicine, University of Illinois at Chicago, NYU Medical Center), Dr. Kim has successfully treated thousands of patients of all ages and ethnic backgrounds.
- ✓ **Dr. Kim has written numerous publications** in his areas of expertise, including a recent textbook chapter: *Orthodontics Basic Aspects and clinical considerations*

Orthodontics (BRACES)

- Children / Adults
- Speed Braces/ Clear Braces / Invisalign

Comprehensive Dental Care

- General check-ups, Cleaning
- Fillings, Crowns, Root Canal, Implants
- Cosmetic Dentistry : Veneers, Whitening

Dr. JAY H KIM DMD, MS

U.S. Certified Orthodontic Specialist

- **University of Pennsylvania**
School of Dental Medicine (DMD)
- **University of Illinois at Chicago**
Orthodontic Specialty Residency/ MS
- **NYU Medical Center**
Reconstructive Plastic Surgery: Fellowship
- **Catholic University of Korea**
Director & Professor
- **Member of American Association of Orthodontists**



Special Offers for New Patients and Family Members
02-518-2722
E-mail: ivyface@naver.com / Website: www.IVYsmile.kr

- **Free Taxi** for New Patients with **TRICARE from YongSan**
- * Subway # **7 Line** (Exit .12)
- Find Us on **Facebook "IVY dentalclinic"**



Welcome To



DRAGON HILL LODGE
Seoul, Korea



“Serving Those Who Serve”
Dragon Hill Lodge



www.DragonHillLodge.com



C&I

DENTAL

T. 031 - 654 - 3368 (DENT)

B1

씨앤아이 치과의원

- We accept TriCare dental insurance



- Dr. Christian E. Cho

U.S. trained and licensed dentist

- Ample free parking



— Office Hours —

Mon-Fri 9:30 - 18:30

Sat 9:00 - 13:00

Lunch 13:00 - 14:00

- Conveniently located across the street from the walk thru gate at Camp Humphreys. (Anjeong Shopping-ro 3, B1, Pyeongtaek-si)

The DMZ to the Sea 2018-2019



A publication of the
United Club Spouses' and Civilians' Association

DMZ to the Sea First Edition

Seoul Survivor Thirty-Second Edition

© The DMZ To The Sea and Seoul Survivor all rights reserved.
This book or any portion thereof may not be reproduced without
the express written permission of the United Club Spouses' and
Civilians' Association.

Printed in Seoul, South Korea

Oriental Press Inc.

First Printing, 2018

<https://www.humphreysunitedspouses.com/about>

On the Cover:

Photo: The Hand statue at Homigot Sunrize Plaza

By: Brent P. Hendricks

<http://www.catracing.org/hendrb/>

DEDICATION



The board members of the United Club Spouses' and Civilians' Association would like to dedicate this book to their fathers and grandfathers who served in the Korean War.

Dedicated to:

Thayne C. Humes - US Navy
Lloyd Nowlin- US Army
John H. Wade- US Air Force

In Loving Memory of:

James Harris Dykes - US Army
Alvin Early- US Army
Bobby Davis- US Navy
George Field Gillespie- US Air Force
James L Pruitt Sr.- US Air Force

And to all the US Military men and women who served in the Korean War.

* There are 7,747 American soldiers still unaccounted for from the Korean War as of June 2017.

Photo: From the Korean War :
Courtesy from the NARA (National Archives) and
Provided by the Korean DMZ Vets
Website: <https://www.koreandmzvets.com>

Table of Contents

Chapter 1: Introductions

Greetings	3
About DMZ To The Sea	7
About Korea	8
Facts about South Korea	10
History of Camp Humphreys	11

Chapter 2: PCSing to Korea

PCSing to Korea	13
Command Sponsorship	19
EFMP	23
POV's	25
HHG, NTS, UB and Luggage	28
Documents	35
Pets	40
What To Expect When You Arrive	46

Chapter 3: Living in Korea

USAG Humphreys Quick Reference	55
Primer in Acronyms	57
Korean Primer	59
Force Protection	71
NEO	72
Housing	76
Money	82
Transportation	85
Cell Phone Service	101
Education	103
Employment	110
Medical/Dental/Optical Information	114
Recreation, Sports and Leisure	131
Shopping	137
Ration Control	166
Dining	168
Visitors	177
Support Service	181
Pets	203

Chapter 4: Travel

DMZ To The Sea Adventures	209
Kids' DMZ To The Sea Adventures	212
Traveling in Korea	214
Travelling to Other Countries	239
Member Testimonials	253

Chapter 5: USFK

USFK Installations.....	265
Camp Casey/Camp Hovey	266
Camp Red Cloud/Camp Stanley.....	273
USAG Yongsan	278
Kunsan Air Base	294
USAG Daegu	299
Chinhae Naval Base	307
Osan	311

Chapter 6: PCSing from Korea

PCSing from Korea	319
Household Goods	322
POVs	325
EFMP	331
Lodging	331
Housing	331
Tickets	332
Post Office	332

Chapter 7: Resources

Websites	335
Facebook Pages	338
Smartphone Apps	339
Read List	341

Index	343
-------------	-----

United Club 2017-2018 Board of Directors

Executive Board

President

Tracy Schreurs

unitedclubpresident@gmail.com

1st Vice President

Kenita Pruitt

ucsca1stvice@gmail.com

2nd Vice President

Reagan Sawyer

unitedclub2vp@gmail.com

Secretary

Jessica Early

unitedclubsec@gmail.com

Parliamentarian

Emily Thomas

unitedclubpar@gmail.com

Operating Treasurer

Amanda Nowlin

unitedclubtreasurer@gmail.com

Scholarship and Welfare Treasurer

Elizabeth Mahony

unitedclubwelfaretreasurer@gmail.com

Honorary President

Kim McKean

uchonorarypresident@gmail.com

Advisor

Francy Mueller

unitedclubadvisor@gmail.com



2017-2018 United Club Board

General Board

Memberships

Emily Brainard
ucscamembership@gmail.com

Painted Door Liaison

Jessica Early
unitedclubtsliaison@gmail.com

Web Manager

Rachel Turner
unitedclubwebmanager@gmail.com

Cookbook

Katy Guerra
unitedclubcookbook@gmail.com

Volunteer Coordinator

Carolyn Harlow
unitedclubvc@gmail.com

Hospitality Chair

Angela Sheilds
ucscahospitality@gmail.com

DMZ To the Sea

Jessica Early
dmztothesea@gmail.com

Activities Chair

Nydia Green
unitedclubactivities@gmail.com

Bazaar

Stephanie Laser
unitedclubbazaar@gmail.com

Real Property

Angela Sheilds
ucrealproperty@gmail.com

Reservations

Courtney Huckabay
ucscareservations@gmail.com

Scholarship & Welfare

Shayna Alexander
unitedclubws@gmail.com

Historian

Rachel Spinuzzi
unitedclubhistorian@gmail.com

Ways & Means Chair

Rachel Tehvand
uccowaysmeans@gmail.com

Volunteer Co-chair

Jeanette Moore
unitedclubcovc@gmail.com

Hospitality Co-chair

Emily Thomas
ucscacohospitality@gmail.com

DMZ To the Sea

Jen Lygren-Snyder
dmztothesea@gmail.com

Activities Co-Chair

Debbie Gillum
unitedclubactivitiescochair@gmail.com

Bazaar Co-Chair

Heather Keaton
unitedclubcobazaar@gmail.com

THE DMZ To The Sea 2018-2019 EDITORIAL COMMITTEE

Advisor

Tracy Schreurs

Publication Manager

Reagan Sawyer

Editor-in-Chief

Jessica Early

Graphic Designers

Jared Early

Jessica Early

Chapter Lead

Amanda Nowlin

Writers

Linette Camacho

Angela Heck

Asha Gray

Heather Keaton

Elizabeth Mahony

Danielle Tenconi

Stephanie Hutaff

Researcher Lead

Jennifer Lygren-Snyder

Researchers

Emily Brainard

Stephanie Laser

Rachel Tevhand

Jackie Williams

Shayna Alexander

Proofreaders

Mouna DiBenedetto

Kathleen McAdams

Susan Cohen

Photography Coordinator

Rachel Spinuzzi

On The Cover:

Woljeongsa Temple in Odaesan National Park by: Astrid Bruekner
and Hand Statue at Homigot Sunrise Plaza by: Brent P. Hendricks
(<http://catracing.org/hendrb/>)

About The United Club

The Camp Humphreys United Club will provide social and philanthropic needs within Camp Humphreys while fostering a commitment to help strengthen and unify the community.

The United Club has two missions. The primary mission is to develop a spirit of community responsibility. Our volunteers gladly give of their time and talents to serve both the military and civilian community. The hundreds of volunteer hours and thousands of dollars raised result in grants to worthwhile charitable causes and scholarships for military spouses, high school students, and continuing ed students whose family are still stationed at Camp Humphreys.

The United Club's second mission is to provide opportunities for social, cultural, and creative pursuits. Joining the club is a wonderful way to meet new people and try things you may not have thought of doing..

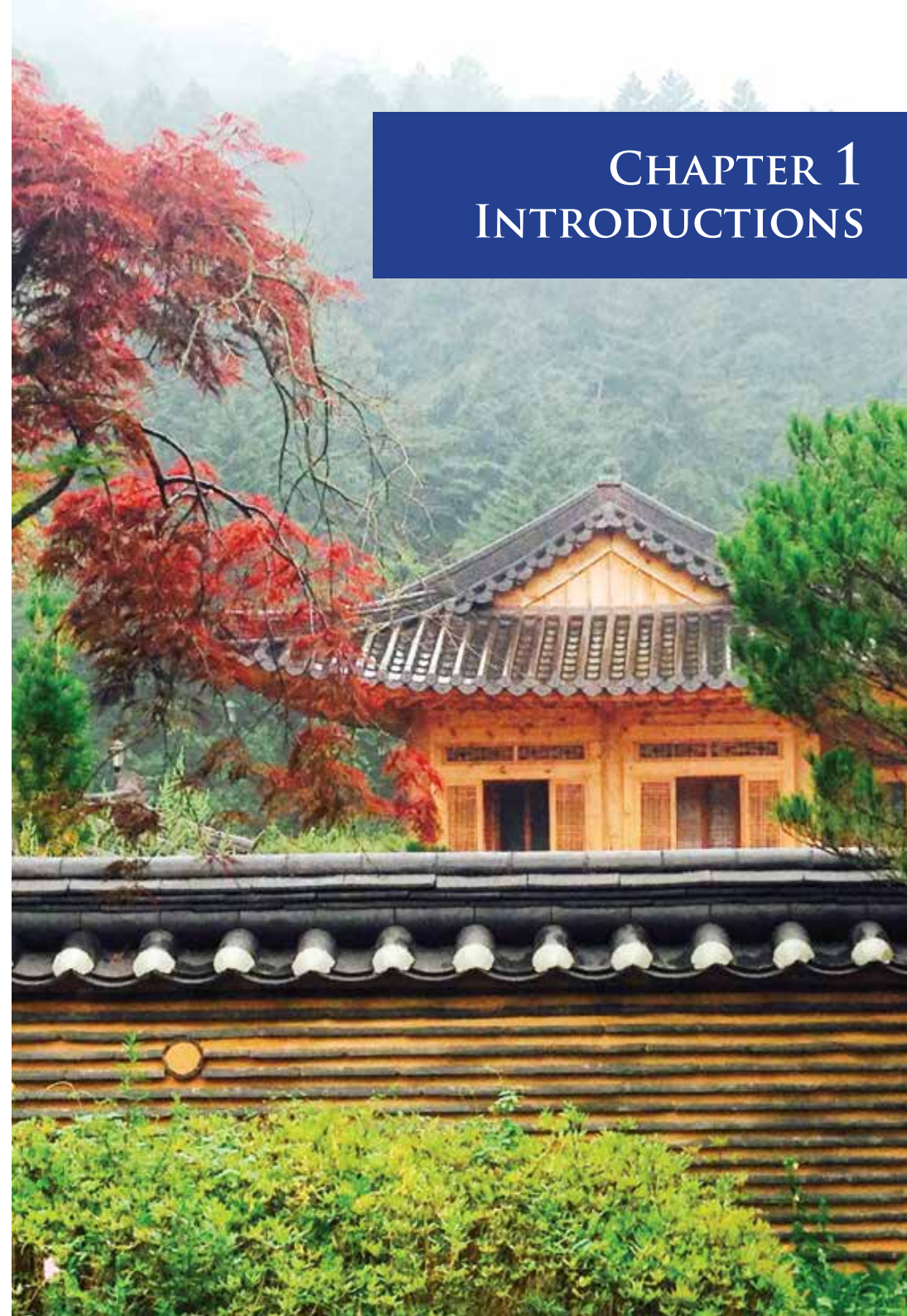
Purpose

The purpose of this non-profit organization is to promote friendship and goodwill, to coordinate the members and their activities, to provide community services, to aid community projects and to support Camp Humphreys and Area III welfare, without regard to race, color, sex, age, disability, religion, or national origin. This organization will not engage in activities that conflict with authorized activities of Non-Appropriated Funds or Appropriated Funds unless appropriate military authorities make an exception.

Eligibility

All members of the U.S. Armed Forces (Officer and Enlisted) and their spouses, Civilian components and their spouses, or invited contractors, as defined under the USA/ROK Status of Forces Agreement (SOFA), Article I & XV, respectively.

CHAPTER 1 INTRODUCTIONS



Message from Oriental Press

DMZ to the Sea is an orientation guide prepared by the United Club Spouse's and Civilian's Association of Camp Humphreys. For more than three decades, Oriental Press Inc. had the honor and the privilege of publishing the predecessor publication, Seoul Survivor, to the United States Forces Korea community. We are proud to be a partner on this new publication.



You have arrived in Korea at a time when a significant transformation is taking place as the U.S. Army continues to leave Yongsan Garrison for Camp Humphrey's, 55 miles south of Seoul. DMZ to the Sea includes information about Korea that will make your stay in Asia easier and more enjoyable. This is a beautiful country full of exciting things to see including gorgeous parks, first class museums, beautiful beaches, exciting markets, fun kids' cafes, and lovely people. We are happy you've landed here and we wish you a wonderful tour in Korea.

DMZ to the Sea is a significant project that requires the help of many dedicated individuals giving months worth of their time and energy outside of their work, family and daily lives. Congratulations to the United Club's tireless staff of volunteers for an exceptional job. We express our sincere gratitude to all the wonderful members of the United Club Spouse's and Civilian's Association for entrusting Oriental Press Inc. with this labor of love.

This new publication is special for us at Oriental Press Inc. Since our humble beginnings in 1987, we have seen many changes. As always we are 'on-point' with providing you top quality publications with everlasting useful information for you to peruse. We are truly proud to be a part of this all-important community invaluable resource

Sincerely,

A handwritten signature in blue ink, which appears to read "Charles Chong". The signature is stylized and fluid.

Charles Chong
President, Oriental Press

Photo: Woljeongsa Temple in Odaesan National Park
By: Astrid Bruekner

A Letter From the USAG Humphresy Garrison Commander

Welcome to Korea and Camp Humphreys!

It is my sincere hope that you find your time here professionally and personally rewarding. Your garrison team works hard everyday to provide you the best services possible and I hope you take advantage of everything Camp Humphreys has to offer. I also encourage you to get out and experience Korea!! You will find the Korean people to be warm, generous, and eager to share their rich culture with you. So get out there and find what adventures await you from the DMZ to the sea!



Colonel, Scott Mueller
Commander
United States Army
USAG Humphreys and Area III

Katchi kapshida!

A Letter from UC President

Welcome to the USAG Humphreys Community!

The United Club is extremely proud to present the 1st edition of "DMZ To The Sea", thus preserving the legacy of the "Seoul Survivor". This book serves as a wonderful resource that is a must have for anyone moving to South Korea and USAG Humphreys. We all know that PCS'ing can be challenging and overwhelming at times, which leads to so many questions, but an overseas move comes with so many more and it often becomes difficult to know where to begin. We want you to know, you are not alone.



This publication is organized to provide you with the information you need to navigate to, from, and around Korea while also providing suggestions on what to do, where to eat and amazing places to see once you are here. This book also includes some helpful information about the wonderful history and rich culture of Korea which will assist you in acclimating to this beautiful country. I want you to have this book in your hands so you feel you can explore with confidence to ensure you have the best experience possible during your stay in Korea.

It's hard to put into a few words what an exciting and interesting world awaits you. From the traditional and exotic cuisine, world-class public transportation, shopping that will satisfy any shopaholic, Korea will provide you with endless opportunities. My piece of advice I give to you as you read this is to embrace this adventure and explore all that is around you. Get out and enjoy the big cities, the beautiful country sides, blissful beaches, and all Asia has to offer. Your time stationed here will go quickly! With so much to see, do, and taste, make sure to get out by planning trips, cultural experiences...or just walk out of a gate and see what awaits you!

I am extremely honored and proud of this publication and truly grateful to this committee for their countless hours of hard work and dedication. It has been humbling to have had the opportunity to lead such a wonderful organization and a true honor and privilege to serve on this board with these extraordinary woman and volunteers.

Tracy Schreurs, President
United Club Spouses' and Civilians' Association
2015-2018

A Letter from Editor



Welcome to your Korean adventure!

You are entering a world that is full of excitement, from the loud bustling city nightlife to relaxing calm temples in the mountains Korea has it all. The experiences you will have here will leave you with lifelong memories and friendships.

“DMZ To The Sea” was written with you in mind! The researchers and writers reflected on their experiences from coming to Korea, living here and their upcoming moves to their next duty stations.

This was done to answer any questions that you are having as you look at this book. Our goal is to help you through every part of your journey in Korea, from getting here, living here, traveling, and ultimately departing to your next duty station. On behalf of the United Club Spouse’s and Civilians Association board and our members we hope you find it helpful!

The best advice I can give you is to enjoy this wonderful experience and take advantage of the opportunities available here. There is something for everyone here, from themed cafes to historic sites, so get out, try out that delicious smelling food from the street vendor, explore and just make the most of your time here.

A personal note: Thank you to the UC Board for giving me the opportunity to work on this first edition of the “DMZ To The Sea” and entrusting me to carry on the “Seoul Survivor” legacy. I am thankful for the wonderful committee who worked very hard to make this edition possible. Since this is a continuation of “Seoul Survivor” but is the first edition of the “DMZ To The Sea” we experienced a lot of ups and downs along the way as we carved our own path to what our vision was. A special thank you to Tracy Schreurs and Jared Early, the two of you stood by me through it all and filled any position that was needed. Thank you!

Finally, thank you to our longtime partners at Oriental Press, without whom this publication would not be possible.

Katchi Kapshida! Let’s go together!

Jessica Early
Editor-in-Chief
The Dmz To The Sea
First Edition 2018-2019

About DMZ to the Sea

This publication was originally conceived, written, and compiled by Judy Bridenbaugh in an attempt to ease the frustration experienced by military members and their families when moving to a location, especially one in a foreign country.

The United Club Spouses and Civilians Association has received the rights to the Seoul Survivor from the American Forces’ Spouses’ Club due to the upcoming transition and relocation from the USAG Yongsan to USAG Humphreys. The United Club is honored to continue the legacy of this instrumental guide. As the peninsula grows and transforms, so must the Seoul Survivor. By evolving into the DMZ To The Sea, we’ve encompassed all of the US Military installations from North to South. We hope this will encourage families to make the most of their time here in South Korea.

Each subsequent year, information is updated and, new material is added. This book is also available as a searchable PDF from our website at no cost. Input for this edition has been gathered from the best available sources at the time of publication. Every effort has been made to ensure the accuracy and relevance of the information and maps at the time of printing. The United Spouses and Civilians Association would be grateful to receive any information from readers concerning errors, omissions, or general updates as USAG Humphreys continues to expand and grow. Please contact us at dmztothesea@gmail.com.

Inclusion of a business, website, etc. in this publication does not indicate official affiliation with or endorsement by USAG Humphreys, USFK, or Eighth US Army.

About Korea

Most Americans have little or no knowledge of Korea's history and culture, and much of what they do know may be an erroneous impression garnered from the news media or old newsreel footage from the Korean War. In reality, the Republic of Korea is a vibrant, vital country of more than 50 million people, all striving to keep up in this fast-paced, modern society. Koreans have become world travelers, world-class economic competitors, and they are highly regarded participants in world affairs. Underpinning all their vast economic and commercial accomplishments over the last twenty-five years though, lays the Korean people's spiritual wealth, their traditional respect for elders, their strong belief in community, their love of nature, and their sense of national pride.

Many newcomers find South Korea to be an exotic place. Keeping an open mind and being willing to experience and appreciate cultural differences will make your tour of duty here one of the most memorable of your military career.

Embark on your Korean experience with a sense of adventure and your journey may surprise you in new and wonderful ways. Soon after you arrive, you will realize the Korean people are very friendly. They will exert themselves to the utmost to understand you. Many Koreans, especially in Seoul, speak some English. At times though, communication can be a frustrating task. The key is to exercise patience, speak slowly (not loudly!) and express gratitude. Your reward will be their willingness to assist and support you.

Korea's history is an amazing mixture of events and trends. Against the backdrop of strong cultural uniformity that started to emerge in the seventh century and has continued up to the present day, you will find a pattern of rich contrasts. Buddhist pagodas stand side-by-side with Confucian shrines, cycles of great commercial growth are set against downturns of financial decay, and numerous foreign invasions are countered by attempts at territorial expansion.

A land-owning aristocratic scholar class once ruled over a rigid social structure, supported by less-respected merchants and agricultural peasants who toiled as tenant farmers. Within the Korean government, periods of factional strife and political coups contrast with long periods of stability. Learning about Korea's past helps put the present into true perspective.

On a busy day in Seoul, the capital city of 10 million people, we guarantee you'll notice the following:

- The industriousness of the people
- The official work and school week is Monday through noon Saturday.
- The second and fourth Saturdays are not official work days.

- Traffic: Everyone tries to "get there first." The traffic in many parts of Korea is legendary and rivals the worst that New York, Paris, London, or Washington, DC has to offer.
- Rather than a methodical, legalized culture of driving, Korea's driving habits have been described as currents in a vast river all flowing in the same general direction.
- A myriad of smells: Visitors quickly come to believe garlic must be the national food staple. It is used extensively in Korean dishes. Once you acquire a taste for it, eating Korean-style can be inexpensive and delicious.
- The clothing: Koreans are much more formal in their dress than most Westerners and take great pains with their appearance. As the culture becomes even more westernized, the number of Koreans who still wear a traditional Korean dress called "hanbok" (graceful, full-length garment in several pieces) is declining except on holidays or for formal occasions.
- The Korean alphabet, Hangeul: This phonetic alphabet, invented by King Sejong and a group of scholars in 1443, is actually straight-forward, but often intimidating to foreigners. The 1988 Olympics in Seoul encouraged the Koreans to print most major road and street signs in both Hangeul and English.
- The jostling crowds: Space is precious in Seoul. Koreans are accustomed to tight crowds, and they assume everyone else is too. Therefore, pushing and shoving without an apology, is normal and not to be taken personally.
- The markets: Nowhere in the world, Hong Kong included, are there markets and shopping areas to rival those of Seoul. Itaewon, located just outside USAG Yongsan, is probably the most famous of the Korean shopping meccas. The true Korean markets, however, are not as Western in style as Itaewon. In the traditional markets like Dongdaemun (East Gate) and Namdaemun (South Gate), products are grouped according to type. Astonishingly, you will encounter rows and rows of leather jacket vendors in one place, miles of fabric in another, and thousands of electronic gadgets in another. The range is truly amazing! See Markets under the Shopping section for more information.

As with any other prospective assignment, try to visit or correspond with others who have been stationed here before you come. Stay open minded, though, to form your own opinions. While you are here, take every opportunity to venture off base and explore this beautiful, mountainous country. Strike up conversations with the Korean people, taste the delicious and sometimes unusual food, and enjoy the cultural arts. It will definitely be an experience you will never forget.

Facts about South Korea

History: Korea is said to have been founded about 4,300 years ago. Its recorded history dates back to 2333 BC. The Republic of Korea (South Korea) was established in 1948.

Language: The Korean written language is referred to as Hangeul; the spoken language is simply called Korean (Hangeul-mal).

Geography: Korea is a peninsula thrusting from the northeast Asian mainland in a southerly direction for about 625 miles or 1,000 kilometers. The peninsula, contiguous to the two continental powers of China and Russia to the north and nearby oceanic Japan to the south, functioned for a long time as a land bridge through which continental culture was transmitted to Japan. Its peninsula location has both the advantage of easy access to adjacent cultures and the disadvantage of becoming the target of aggressive neighbors. South Korea shares a land boundary with North Korea of about 150 miles or 238 kilometers.

Topography: Approximately 70% of South Korea's land area is comprised of mountains and uplands. Mount Halla (Hallasan) (6,396 feet/1,950 meters) on Jeju Island (Jeju-do) is the tallest mountain. The longest rivers are the Nakdong River (Nakdonggang), the Kum River (Kumgang), and the Han River (Hangang), which flows through Seoul.

Area: South Korea is 8,452 square miles/99,237 square km (about the size of Indiana).

Climate: Long, cold winters and short, hot, humid summers with late monsoon rains and flooding. Temperatures in January average 21°F to 35°F. In July the averages are 71°F to 82°F. The annual rainfall varies from year to year but usually averages more than 39 inches or 100 centimeters. Of that total, two-thirds of the precipitation falls between June and September.

President: Moon Jae-in

Capital City: Seoul.

Monetary Unit: Won (₩).

Population: South Korea: ~51 million (2013); Seoul: ~10 million.

Largest Cities: Seoul, Busan, Daegu, and Incheon.

Religions: Christian 26%, Buddhist 26%, Confucianism 1%, no affiliation 46%.

Literacy Rate: Over 98% (one of the highest in the world).

Industry: South Korea's workforce is 20 million strong. 52% of the labor force work in the service industry with 27% in mining and manufacturing. Exports include agricultural products, electronics, machinery, textiles, steel, metal, and chemical products. Major products: clothing, textiles, processed foods, chemicals, and electronics.

Natural Resources: Iron, copper ore, tungsten, and graphite.

National Bird: Magpie (traditionally said to bring good news).

National Flower: Mugunghwa (Rose of Sharon).

History of Camp Humphreys

The history of Camp Humphreys dates back to the beginning of the 20th century when, in 1919 the Japanese military built the Pyeongtaek Airfield. Later, during the Korean War, Pyeongtaek Airfield was named K-6 after being repaired and enhanced by the U.S. Air Force to accommodate a U.S. Marine Air Group and the 614th Tactical Control Group. In 1962, the airfield was renamed Camp Humphreys, in honor of Chief Warrant Officer Benjamin K. Humphreys of the 4th Transportation Company, who died in a helicopter accident near the installation.

In 1964, Humphreys District command, later re-designated as the 23rd Direct Support Group, was activated as a separate installation command of the Eighth U.S. Army providing all direct support, supply and maintenance, storage of all conventional ammunition in Korea, Adjutant General publications and training aides and the Eighth U.S. Army Milk Plant.

In 1974, with the activation of the 19th Support Brigade, Camp Humphreys was re-designated as U.S. Army Garrison, Camp Humphreys. USAG-Camp Humphreys was still responsible for all affairs affecting personnel stationed at Camp Humphreys, but the 19th Support Command was responsible for all support activities vital to the Eighth U.S. Army and its subordinate units. Those units formerly reporting to the 23rd Direct Support Group reported to the 19th Support Command in Daegu. Only the basic functions remained with USAG-Camp Humphreys.

Later, the 23rd Direct Support Group and 19th Support Brigade were renamed 23rd Support Group and 19th Theater Army Area Command. On June 17, 1996 the United States Army Support Activity Area III was established and made responsible for the peacetime support mission for Camp Humphreys, Camp Long, Camp Eagle and U.S. Army units assigned to Suwon Air Base.

Under a 2004 land-swap pact, the U.S. promised to gradually return a combined 170 square kilometers of land housing 42 military bases and related facilities to South Korea and move U.S. military forces from garrisons in and north of Seoul to Camp Humphreys. As a result of this pact, the U.S. troop presence in South Korea will be consolidated into two regional hubs in Pyeongtaek and Daegu.

On June 1, 2005, the U.S. Army announced that Camps Eagle and Long would close. Both camps closed on June 4, 2010, consolidating installation support activities on Camp Humphreys.

With the creation of the Installation Management Command on October 24, 2006, U.S. Army Support Activity Area III was redesignated as U.S. Army Garrison Humphreys and Area III on March 15, 2007.

On November 13, 2007 USFK and South Korean officials conducted a groundbreaking ceremony for the expansion of Camp Humphreys.

A photograph showing a large number of traditional Korean earthenware pots (jangjuk) arranged in rows outdoors. The pots are dark brown and have rounded, bulbous shapes with flat lids. They are surrounded by lush green plants, likely used for growing herbs or vegetables. The scene is set in a natural, outdoor environment.

CHAPTER 2 PCSING TO KOREA

PCSing to Korea

So you have orders to Korea! The idea of moving your family around the world may seem intimidating, if not impossible, but with planning and preparation, it can be done! There are many resources out there to assist you with planning your PCS., such as military.com and the “Newcomers” section of the 8th Army website. For general information on Korea, check your local bookstore or the internet for guides. Some family members who live in or have lived in Korea have even started blogs and YouTube channels that are very informative! A sponsor (not to be confused with your soldier, who is often referred to as YOUR sponsor) already stationed in Korea should be assigned automatically, but sometimes this is unintentionally overlooked. Korea is an assignment where a sponsor can be a relocating family’s biggest asset. Your sponsor should provide assistance and information about relocation. If you have not heard from a sponsor as your move draws near, take the initiative and contact your gaining unit, either by email or telephone, and ask for any sponsorship information they can provide.

The following checklist will help guide you through many of the steps you should take during the months, weeks, and days until your departure. Note: if you plan to take extended leave prior to heading to Korea, be sure to take care of time-sensitive items at your last duty station before departing. Once you leave, it can be difficult to address issues if you are not physically located at that duty station any longer.

Photo: Kimchi Pots
By: Rachel Spinuzzi

90 Days Before Departure from Current Duty Station

- Attend an overseas move class for Korea. Check with your Army Community Service (ACS) or other branch community service office to see if they offer such a class. You may also be able to attend your soldier's LEVY brief with him/her.
 - Start a PCS binder to hold all of your PCS-related documents to hand-carry with you.
- You should include the following:
- Copies of orders and amendments (10)
 - Wills (originals)
 - Power(s) of Attorney
 - Birth certificates (originals)
 - Marriage certificate (original)
 - Shipping documents for your HHG and vehicle
 - Passports - government-issued and personal
 - ID cards
 - Driver licenses
 - Immunization/medical/dental/vision records (including any from civilian providers)
 - Pet documents
 - School records
 - Photo inventory of shipped goods
-
- Sort your possessions into categories: luggage, unaccompanied baggage, household goods, non-temporary storage, and purge (see the HHG section for recommendations)
 - Obtain Power(s) of Attorney
 - Update wills
 - Contact the appropriate office on your installation to obtain a no-fee (government-issued) passport
 - Schedule medical and dental appointments to be completed before your move, including any recommended immunizations, and request records
 - Determine your preferred time frame for your household goods and unaccompanied baggage shipments, and contact your transportation office for scheduling
 - If you plan to ship a vehicle you are financing, contact your lender to procure an authorization letter giving you permission to bring your vehicle to Korea
 - Complete required maintenance on any vehicle to be shipped, and start arranging for shipping
 - If you plan on bringing pets, determine what veterinary requirements you need to fulfill, and determine transport plans. If you are not bringing your pets, make a plan for their care while you are in Korea.

60 Days Before Departure from Current Duty Station

- Contact your insurance provider and determine what policy changes are needed
- If needed, renew your driver license and/or military ID
- Find your state's guidelines for absentee voting while overseas (<https://www.fvap.gov/military-voter>)
- Purchase items that will be difficult to obtain in Korea to include in your unaccompanied baggage or household goods shipments
- Obtain an international driver's license if you plan to drive in Asia (in countries other than Korea)
- Pre-register school-aged children online and obtain records from current school (<https://www.dodea.edu/registration-process.cfm>)

30 Days Before Departure from Current Duty Station

- Make reservations for temporary accommodations when you arrive in Korea
- Make travel arrangements through the Travel Office - if you are traveling with pets, you should consider doing this as soon as possible as pet slots on the Patriot Express are limited and fill up quickly
- Contact the postal service, and arrange for your mail to be held. Soldiers and their families are assigned a mailbox and address during in-processing.

14 Days Before Departure from Current Duty Station

- Plan your baggage for the plane, including entertainment options and/or any treats for children
- If possible, start shifting your schedule to Korea time (staying up and sleeping later)
- Use up or give away perishable or opened foods, anything in glass containers, flammable items, aerosols, etc. Check with your shipping company to determine any other items they will not ship or store.
- Download a copy of the Driver's Study Guide (http://8tharmy.korea.army.mil/g1_AG/Programs_Policy/PublicationsRecords/Publications/USFK_Pam_385-2_Guide_to_Safe_Driving_in_Korea_English.pdf)
- Contact banks/credit card companies for information on fees for international purchases and ATM withdrawals
- If you are traveling with pets, obtain a health certificate within 10 days of your arrival in Korea. It is recommended that you utilize a military veterinarian, as they have the USDA endorsement required for health certificates.

- _____
- _____

Command Sponsorship

Military member eligible to have their family members accompany them in Korea must fill out paperwork requesting Command Sponsorship. Command sponsorship allows dependents to travel and live with the military spouse on base in a foreign country fully funded by the government. Command sponsorship benefits requirements, and programs vary by service. Your sponsor should assist you with this process. Note that Tricare coverage in Korea for secondary adult dependents (an adult dependent other than the spouse living in the home) differs from benefits you may be receiving at your current duty station. Verify the coverage and services you need for all members of your family prior to relocating in Korea. Families choosing to accompany military members without command sponsorship will have very limited access to support services such as medical care, schooling, and housing. If you need to apply for command sponsorship after arriving in country, contact the command sponsorship program office.

Command Sponsored	Non-Command sponsored
Tour Length: 24 or 36 months (may be eligible for AIP)	Tour Length: Minimum of 12 months, but can extend up to 3 year tour length if approved by service component
Defense Biometric Identification System (DBIDS): Yes, whole family must register*	Defense Biometric Identification System (DBIDS): Yes, whole family must register*
Ration Control Card (ISFK 60-1): Not required for service member Family members receive Ration Control Card once placed in DBIDS To receive ration control limits, family must consist of at least 2 adults (21 or older)	Ration Control Card (ISFK 60-1) Not required for service member Family members receive Ration Control Card once placed in DBIDS To receive ration control limits, family must consist of at least 2 adults (21 or older)
School (DoDDS-K): Category 1 - space required, tuition-free	School (DoDDS-K): Category 3 - Space available, tuition-free
Child, Youth & School Services (CYSS): Yes - first priority given to active duty military and DoD civilian personnel who are either single or dual working parents working outside the home or a single full-time student	Child, Youth & School Services (CYSS): Space-available
College Education Opportunities: Yes	College Education Opportunities: Space-available
Family Member Employment: Yes - family member must have A-3 Visa	Family Member Employment: Must have an A-3 Visa

Military Spouse Hiring Preference: Yes - must have A-3 Visa	Military Spouse Hiring Preference: No - must be on PCS orders to receive this benefit
Family, Morale, Welfare, and Recreation (FMWR): Yes	Family, Morale, Welfare, and Recreation (FMWR): Yes - FMWR services are authorized to USFK ID card-holders whether or not they are Command-Sponsored
Post Exchange (PX): Yes, PX will service anyone with a valid Ration Control Card when in Korea	Post Exchange (PX): Yes, PX will service anyone with a valid Ration Control Card when in Korea
Dental Services: Space-available on-post for basic dental services or off-post using TRICARE Dental Program (TDP) at a TDP-approved provider. Government will pay the difference between TDP's allowance and the billed amount charged by the host nation dental office (100% coverage)	Dental Services: Space-available on-post for basic dental services or off-post using TRICARE Dental Program (TDP) at a TDP-approved provider. Non-Command Sponsored family members will be responsible for the same cost-shares as beneficiaries in the United States.
Medical Services (TRICARE): TRICARE Prime - most care provided by a Primary Care Manager at a military treatment facility, referrals required for specialty care	Medical Services (TRICARE): SM is TRICARE Prime. Family members are TRICARE Standard: annual deductible required/pay percentage of total cost/no referral required, care at military treatment facility is on a space-available basis
Veterinarian Services: Yes	Veterinarian Services: Yes - veterinary care is authorized for pet owners possessing a valid DOD military ID card, and who have registered and implanted a microchip in their pet with the appropriate Veterinary Treatment Facility
Women, Infant, and Children Program (WIC): Yes - WIC Overseas Program	Women, Infant, and Children Program (WIC): Yes - WIC Overseas Program
Legal Services: Yes - on a first-come, first-served basis	Legal Services: Yes - on a first-come, first-served basis
Passport: Yes - all Command-Sponsored family members are required to possess a no-fee passport while stationed in Korea, though CS family members may travel to Korea with a tourist passport obtained at their own expense if there is a delay in obtaining a no-fee passport	Passport: Non-Command Sponsored family members are not entitled to a no-fee passport

Visa: Yes, all dependents of active-duty members (with the exception of Korean Nationals) who reside in Korea must have a valid visa in their passport	Visa: Yes, all dependents of active-duty members (with the exception of Korean Nationals) who reside in Korea must have a valid visa in their passport
SOFA Status: Yes, SOFA Status is not related to Command Sponsorship	SOFA Status: Yes, SOFA Status is not related to Command Sponsorship
Noncombatant Operations (NEO): Yes, all Command Sponsored families should participate in NEO exercises and can be ordered to evacuate in times of war or hostilities	Noncombatant Operations (NEO): Yes, Non-Command Sponsored families are authorized assistance and should participate in NEO exercises
Dislocation Allowance (DLA): Yes - amount is based upon rank and whether a soldier is serving on an accompanied or unaccompanied tour	Dislocation Allowance (DLA): Yes, with Certificate of Non-Availability from Housing Office - amount is based upon rank and whether a soldier is serving on an accompanied or unaccompanied tour
Temporary Lodging Allowance (TLA): Yes, for the whole family	Temporary Lodging Allowance (TLA): Yes for the service member, no for the family member(s)
Cost of Living Allowance (COLA): Yes, based on duty location, and rank	Cost of Living Allowance (COLA): Yes, but at the "without dependents" rate
Overseas Housing Allowance (OHA): Yes, at the "with dependents" rate with a lease and Certificate of Non-Availability from the Housing Office	Overseas Housing Allowance (OHA): Yes, at the "with dependents" rate if family resides in Korea with an approved lease
On-Post Housing: Yes, Government furnished family quarters must be available on-post or suitable quarters off the installation approved by the Housing Office	On-Post Housing: No, not authorized
Government Furniture: Yes, for the whole family	Government Furniture: Only what the service member is authorized and with a Certificate of Non-Availability from the Housing Office
Transportation Agreement: Yes, concurrent travel is authorized, and the government is obligated to the transportation costs of family members	Transportation Agreement: The government is only obligated to move the service member at the unaccompanied rate

POV Licensing and Registration: Yes, all Command Sponsored service members, joint domicile status service members authorized to ship a POV and the aforementioned family members are authorized to obtain a USFK driver's license	POV Licensing and Registration: Non-Command Sponsored dependents whose sponsor is E-7 and above are permitted to obtain a USFK driver's license. Service members in the grade of E-6 and below and their Non-Command Sponsored dependents require an exception to policy from the first O-5 in their chain of command to obtain a USFK driver's license.
Emergency Leave: Yes, Command Sponsored family members and their sponsor will be obligated by the government for transportation back to the United States for emergency leave	Emergency Leave: Non-Command Sponsored families are not eligible for government-funded travel. Non-CS families are eligible to use Space A travel out of Osan Air Base for reduced travel costs to get to the United States.
Patriot Express Space A Travel: Yes, though category of travel is situation-dependent	Patriot Express Space A Travel: Yes, though generally Non-Command Sponsored families are in Category V

*All children, regardless of age, are to be registered in DBIDS. To ensure proper ration limits are set for family size, sponsor should ensure that all family members are registered. To register a child under 10, sponsor should bring original/certified copy of child's birth/adoption certificate or U.S. passport and have the child's social security number available.

Benefits Comparison: Command Sponsored vs. Non-Command Sponsored source: <https://www.army.mil/e2/c/downloads/328454.pdf>

Exceptional Family Member Program (EFMP)

Soldiers who wish to have their family members accompany them to Korea must complete an EFMP screening (whether or not they have family members already enrolled in EFMP or not) at their current duty station as part of their command sponsorship request. The EFMP screening process is designed to identify and document special medical and/or educational needs of family members and ensure their needs are considered during the assignment process. The army wants to ensure family members who have special needs receive the care they require. For OCONUS assignments, availability of health care from host nation medical facilities are considered. If you or any of your family members are enrolled in the EFMP program and are approved for command sponsorship, you should still contact your local EFMP office ahead of your arrival to verify if the services you require will be readily available to you.

EFMP Contact Information

USAG Humphreys (Area III)

Marne Avenue, Bldg. 6400 (OneStop)
Telephone: +82.050.3357.2363
DSN: (315) 757.2363

USAG Yongsan (Area II)

Brian Allgood Army Community Hospital/121st CSH
Room 1505
Telephone: +82.050.3337.1283
DSN: (315) 737.1283

USAG Daegu (Area IV)

Wood Medical Clinic (Camp Walker)
DSN: (315) 765.8505

USAG Camp Henry

EFMP Family Member Support (Camp Henry)
Bldg. T-1103
Telephone: +82.050.3324.4811

Required Forms

DA Form 5888 (Family Member Deployment Screening Sheet): your soldier should receive this form from his/her reassignments work center. Upon filling out the form, you must schedule an appointment through the EFMP office at your military treatment facility. A screener must review the form before your soldier's losing Military Personnel Division (MPD) may submit it to the Korea MPD as part of your command sponsorship packet. Start this process as soon as possible - no more than 180 and no less than 30 days out from your soldier's report date to Korea.

The following two forms must also be completed and submitted ONLY IF DA Form 5888 is annotated "consideration warranted":

DD Form 2792 (Exceptional Family Medical Summary)

DD Form 2792-1 (Special Education Early Intervention Summary)

EFMP References

<http://efmp.amedd.army.mil/index.html>

<http://download.militaryonesource.mil/12038/MOS/ResourceGuides/EFMP-QuickReferenceGuide.pdf>

POVs

There are many things to consider when thinking about shipping your vehicle to Korea. First, can you bring your privately owned vehicle (POV)? Generally, command sponsored service members are authorized to ship one POV. In accordance with USFK Reg. 190-1, chapter 3, "regardless of SOFA privilege status, only one POV per sponsor may be registered with a USFK motor vehicle recorder." Your PCS orders will specify if you are allowed to ship your POV. If you own a motorcycle, you can ship it as part of your household goods (thought keep the Korea HHG weight restriction in mind). Regardless of size, all motorcycles and mopeds must be registered with the local DMV.

Second, do you even want to ship your POV to Korea? Although Korea is a modern country with large expressways like you would find at home, some secondary streets are very narrow, and there is the possibility of damage. If you choose not to bring your vehicle to Korea, there are options. There are many second-hand vehicles (also known as "hoopties") that you may purchase from someone PCSing from Korea, or you might consider visiting a used car lot. Keep in mind that buying a vehicle that is already SOFA-registered is a little bit easier than one that is not yet registered. The process will require both the buyer and seller being present to do the paperwork that is necessary.

Once you receive orders that state that you may ship a POV at the government's expense, you should visit the Vehicle Processing Center's (VPC) website. Go to www.pcsmypov.com where there will be a ton of information that will help you out. In the meantime, here is a fast track version to give you some quick pointers.

At the website, you will find more information regarding preparation of your POV for shipment, including cleaning requirements, necessary safety inspections, and additional paperwork you may need to fill out. It is extremely important to note that you MAY NOT ship a vehicle with any open recalls. If this applies to you, be sure to give yourself plenty of time to have this corrected and retain proof that you have no open recalls, the VPC will ask for this.

Contact Info for the VPC's:

Seoul VPC
Camp Kim, Gate 17, Building
C1244-68
US ARMY GARRISON YONG-
SAN
Seoul, AP
South KoreaP: +82 2 798 7036
T: DSN 723 8912

Daegu VPC
Area IV Support Activity
Daegu Camp Henry Bldg.
1415
Daegu, Daegu
South Korea
P: 82-53-477-3326
T: 0503-368-8381

Checklist: Shipping Your POV to Korea

- In order to ship your POV to Korea you will need:
- Official orders
- Proof of shipping entitlement
- Proof of identity
- Proof of ownership, title and/or registration of the car
- If applicable, lien holder shipment authorization letter
- If applicable, lease holder shipment authorization letter
- Power of attorney (if someone other than the service member is dropping the car off for shipment)

**If the spouse is the owner of the vehicle they will need to be present during the turn-in process along with the above documents.*

Checklist for Preparing for Your Vehicles Arrival in Korea

- Use the VPC website to get an idea of when your vehicle will arrive
- Prepare to test for your USFK driver license: <https://www.army.mil/e2/c/downloads/326068.pdf> (you can take the test once you have attended the Newcomer Orientation)
- Gather the paperwork that you will need to pick up your vehicle, which includes (but may not be limited to):
 - USFK Driver's license (or US Driver's license if you are within one month of your arrival in Korea)
 - Military ID
 - PCS orders
 - Proof of ownership (title or previous registration)
 - Proof of insurance
 - Korean Customs Import Document (will be provided upon pick-up from your VPC)
 - Safety Inspection Certificate (you will complete this after pick-up)
 - Power of Attorney (if applicable)
 - Letter of Employment or Contract (700-19) - civilians only
 - Vehicle Inspection Form
 - Temporary license plates (To obtain these, you will visit the DMV with your DOD ID, orders, proof of insurance, import document (e-mail from VPC saying your vehicle is ready for pick-up), USFK Form 31EK-E, and Korean won)

** Note: Command-sponsored service members and their family members (regardless of grade) are authorized to obtain a USFK license .*

***Some VPCs have an office where you can obtain temporary plates at the same time that you pick up your vehicle.*

Permanently Registering Your Vehicle Checklist:

- USFK Safety Inspection (performed at an on-post auto center)
- Proof of ownership
- Import documents
- Proof of insurance (USAA or Korean insurance such as AIG)
- USFK driver license
- DOD ID card
- Orders - or - Letter of employment/contract (civilians only)
- USFK Form 31EK-E
- Power of Attorney (if applicable)
- Prior to your vehicle arriving, it would be a good idea to check out the DMV at the USAG Humphreys One stop, BLDG. 6400.

Once you have registered your vehicle with the local DMV, you must visit your DBIDS office to obtain a USFK Vehicle Registration Decal. Bring all of your documents and the vehicle to be registered, and you will receive the decal.

If your family should find itself in need of a second vehicle, there are steps that you may be able to take. Usually each sponsor is only allowed to register one vehicle at a time while stationed in Korea, but you may be able to obtain an exception to policy (ETP). Visit your DBIDS office to pick up a packet that will outline the steps that you must take, but generally this will entail a memo outlining the reasons that you/your sponsor need a second vehicle and approval in the form of a memorandum from the first O-6 in your sponsor's chain of command. These memos will be submitted to the O-6 Area Commander, who is the approval authority. This process can take several weeks to complete. If you are denied, there are still options open to you. If you shipped a motorcycle as part of your HHG, you do not require an ETP to register it. Additionally, if you choose to purchase a motorcycle or moped locally, you are also not required to obtain an ETP. Note, that if you have a car and motorcycle already registered and want to obtain either another car or another motorcycle, you will need an ETP.

For more details on getting started with a POV in Korea, visit your local DBIDS office or visit <https://www.army.mil/e2/c/downloads/329214.pdf> to read USFK Regulation 190-1 (Motor Vehicle Traffic Supervision).

HHG, NTS, UB and Luggage

Where do I put all this stuff? Just like any other PCS move, the government will pack and move your household goods (HHG) to Korea. However, unlike a typical CONUS PCS, your weight allowance will be further limited than usual. According to the Joint Forces Travel Regulation, a service member serving an accompanied tour to most areas in Korea is limited to 50% of the HHG weight allowance, and a service member serving an unaccompanied tour is limited to 25% of the HHG weight allowance. For example, an O-5 with dependents is typically allowed to ship 17,500 lbs. of HHG CONUS. This service member would be allowed to ship 8,750 lbs. to USAG Humphreys, Korea. Keep in mind that storage space in Korea is very limited. On post housing residents typically have a small storage area allotted to them, but this is often not the case for those living off post. Do bring the things that you cannot live without, but avoid bringing things “just in case.” Also remember to leave room in your weight allowance for special treasures that you pick up in Korea and on your travels!

Once a service member receives his or her orders, decisions must be made on how to split the family’s belongings among four categories: luggage that you carry with you, unaccompanied baggage (UAB), HHG, and Non-Temporary Storage (NTS).

Luggage

This is what you will be bringing with you on the plane. Bare in mind that you may be living out of your luggage for several weeks, depending on when you shipped your UAB and HHG, along with how quickly you are assigned housing. There are Exchange shopping facilities and thrift stores on installations throughout Korea, but selection can be limited. Also, do not count on ordering online right away, as being assigned a mailbox is part of the service member’s in-processing.

Each family member should have their own ticket, and therefore each should be entitled to checked bags. It is recommended that you bring the maximum amount of suitcases allowed to ensure that your family has everything it needs, but keep in mind that you will be responsible for carrying it all yourselves. This can be challenging, especially with small children and pets (if you are bringing them), once you arrive in Korea. Be sure to check your orders and with your airline regarding the number of bags

allowed per passenger and the weight limit, some airlines have very generous policies for military traveling on orders. Car seats, booster seats, and strollers can often be checked for free or as one of your checked bags. Check with your airline concerning policies on in-flight car seat requirements for your child’s age, height, and weight.

Unaccompanied Baggage (UAB)

This portion of your shipment should include the things you need shortly after you arrive in Korea. It will arrive via air cargo, though delays are possible. It is limited to no more than 2,000 lbs. and cannot include furniture or major appliances. Remember that the weight of your UAB is part of your total HHG weight allowance. What you put in your UAB should be planned carefully, as the rest of your HHG can take on average two to three months to arrive once packed and shipped. Careful planning will also cut down on what you may need to borrow from the ACS Lending Closet or purchase upon arrival.

Household Goods (HHG)

This is the largest of your shipments. Remember that HHG can take two to three months to arrive, so consider sending them as early as possible to avoid living without all of your belongings for too long once you arrive in Korea. Inventory this shipment carefully before it leaves, and take color photos of any special items. Hand-carry these photos to assist you in making any damage claims once your shipment arrives. The following are things to consider bringing in your HHG.

Air purifiers and filters: Many people find the air quality in Korea to be a problem, particularly among small children and those with breathing conditions. Ensure that you bring enough filters for your stay or that you find a supplier that will ship to your APO address.

Small tools: though some tools are available to borrow through the Self Help center on your installation or purchase at your Exchange, it is best to plan ahead for what you may need. Suggested tools to bring are a small saw, a good drill with masonry bits (most housing has concrete walls), concrete nails, step ladder, and screws with anchors.)

Baby items: The Furniture Management Branch of Housing does not offer cribs, toddler beds, or changing tables for loan. If you have

a baby or expect to have one during your time in Korea, it is best to bring these items in your HHG, especially since you may find it difficult to find these items for sale locally or to order them online. ACS does have a limited supply of pack 'n play systems for loan while you await your HHG shipment.

Specific clothing needs: Purchase an adequate supply of your preferred clothing, particularly undergarments prior to your PCS to Korea, or check to be sure that your favorite clothing companies ship to APO. Although your installation may have a large Exchange store, selection of many items is limited, particularly if you are not typically sized. Shopping for clothing on the economy can be particularly difficult as the sizing is very different from what we are used to, and sizes tend to favor the small/slim. The following is a list of some stores that ship to APO:

Amazon Prime - this is generally the fastest way to get something, although some Prime items will not ship here

Lane Bryant
Torrid
Hot Topic
Gap/Old Navy/Banana Republic
Buckle
Land's End
Target

Sports equipment: Bring your own gear such as golf clubs, tennis equipment, ski gear, camping/hiking gear, and sports shoes for your children (may consider bringing the next size up). These items are available in Korea, but brands and prices will differ greatly from what you are accustomed to. Dicks sporting goods is a great website for sports equipment and will ship to an APO.

Sewing machine and craft supplies: Have your machine serviced before you come, and bring all your essential notions and accessories. There may be an Arts & Crafts center on your installation, and there are also places on the economy such as Dream Depot, Daiso, and markets in Seoul to buy fabric, yarn, and craft supplies, but they may not be the same brands that you are used to.

Grill: If you live on post, there may be a place to use your grill, and depending on where you choose to live off post, you may also be able to have one at your home. You may not bring a propane tank (even an

empty one) in your HHG, but they are available for purchase on your installation, as is charcoal.

Non-perishable food: Check with your assigned moving company, but some will allow you to bring unopened items in sealed containers. This is beneficial for those with special dietary needs/wants, as commissary selection can be limited. Consider your weight limit, and check expiration dates before your shipment is packed.

Rugs & curtains: On post housing features laminate wood floors, and many of the homes off post have tile or linoleum flooring over concrete, so it is beneficial to bring your own area rugs or purchase them before you arrive. Also consider bringing your own curtains and rods. Exchanges do have some rugs and curtains, but sizes and selection are limited.

Mattresses, box spring, and bed frames: As stated earlier in the UAB section, the loaner mattresses are VERY firm. Also, the sizes are limited to queen and twin XL. If these do not suit your needs, consider bringing your own mattresses, box springs, and frames. If you still wish to use the loaner beds, it is highly recommended that you ship some kind of mattress topper or feather bed.

Home decor and holiday decorations: Pictures, books and decorations, particularly during the holidays, are what make your house a home. Be sure to bring at least some of your decorations as they will boost your morale. You may want to be selective in what you bring and leave the rest in storage. Factors to consider are amount of space, wall material (very heavy wall-hangings are better left in storage), and the value of your items (you may want to consider leaving irreplaceable or fragile items with family or in storage). Some holiday decorations should be available at your Exchange or on the economy, selection and quantity may be limited. For example, you may not be able to find "real" Christmas trees.

Entertainment center/TV stand: Although Housing does provide a TV stand in your loaner furniture, it may not be suitable if you have a particularly large television.

Futon/sleeper sofa/air mattress: Housing will only provide enough mattresses and bed frames for each family member. If you plan on having visitors stay with you during your time in Korea, consider bringing some type of item for them to sleep on.

Sofa: Like the Housing-provided mattresses, the sofas loaned to you are not very comfortable, and you may not care for the color or fabric. If you have room in your weight allowance, bring your own sofa. Most housing options are even spacious enough for some sectional sofas.

Humidifier/dehumidifier: The summers (monsoon season) are extremely humid in Korea, and you should consider a dehumidifier to combat potential mold/mildew problems that may arise. Dehumidifiers are not available at the Self Help center or from Housing, and while the Exchange does carry them, they may run out. If you know you will be living on post, consider shipping a dehumidifier in your HHG. They are also available on the economy, which would be a good option if you live off post. Conversely, the winters can be very dry. A humidifier is essential to reduce bloody noses and dry coughs.

Fans/space heaters: Some housing areas have ceiling fans, but many do not. Though on post housing has central air and heat, the dates that they are turned off and on are controlled by housing, so you may find that fans/space heaters make you more comfortable during the interim times. Also, heating and air conditioning costs off post can be very expensive, so fans/space heaters may reduce your power consumption. These items are for sale at the Exchange and on the economy, but availability will vary with the season.

Router for wireless internet: If you have one that you like, bring it. A selection is also available at the Exchange, or one may be ordered online.

Computers/electronics: When considering whether or not to bring certain electronics, check the voltage on your device. Many items today are dual voltage, while some are not. On post is typical 110V (with some 220V outlets). Off post is 220V however many off base houses have 110v as well. Also check with your manufacturer regarding the availability of parts and service while you are in Korea.

Mosquitoes: These can be a huge problem in Korea, depending on the amount of rain. They are active from the mid-spring well into the summer months. There are some options available to minimize mosquito problems, but it is recommended that you bring any items that have worked for you in the past. Mosquito nets over beds are also helpful, so bring them if you can. Although nets may be purchased locally, size and style are limited.

Non-Temporary Storage (NTS)

This last portion of your belongings will be stored at your current location at the government's expense. There are some considerations to keep in mind while planning your NTS. For example, firearms are not allowed to be shipped to Korea, and while they ARE allowed in your NTS, there is additional paperwork required, and ammunition is not allowed to be stored. Also, if you extend your tour in Korea beyond two years, you must submit your amended orders or extension memo so that your storage will continue at the government's expense. Lastly, if you have items in storage and then move to another overseas location, you may be entitled to have all your items shipped from NTS to a new location. However, it is not possible to ship some items and leave some in storage. If you currently have items in NTS and wish to have them at your new residence in Korea, note that they cannot be released until you have a final address in Korea. With that in mind, the following is a list of suggestions to lighten your load and leave in your NTS.

Washers, dryers, and other major appliances: it is often spelled out in your orders that these are prohibited from being brought to Korea. Housing will furnish you with a washer and dryer. The rest of your major appliances such as refrigerator and stove/oven will come with your home on or off post.

Large pieces of furniture such as china cabinets and dining sets: the dining sets issued by Housing include a table with leaf, buffet, and a china cabinet, and these items are quite nice.

China and crystal dinner service pieces: unless you do a lot of formal entertaining, it is best to leave these as many homes do not have the storage space to store these items.

Large outdoor toys/play sets or large outdoor furniture: storage is limited, and you may not have a yard in which to set these up. Most homes on and off post only have a small balcony or patio suited for smaller chairs or a bistro table

Large tools/lawnmower: Most homes do not have space for these or yards. If you do live off post in a home with a yard, you should talk to your realtor about securing maintenance.

Suggested checked luggage checklist

- Current seasonal clothing
- Summer: swimsuits, umbrellas, and rain boots
- Winter: warm layers, heavy coat, hat, and gloves
- Several pairs of comfortable shoes, as you will be doing more walking than is common in the U.S., especially until your vehicle arrives
- If you are traveling with pets, you may want to pack ziplock bags of food. For cats, you may want to pack a disposable litter box and a ziplock bag of litter. Depending on your arrival time, you may not be able to get to the PX/commissary to purchase these things before you check into lodging.

Suggested carry-on bag checklist

- Kid-friendly snacks
- Games, toys, and favorite blankets for kids
- Special surprises - parents experienced in long trips recommend having multiple small snacks, books, etc. that kids can open at intervals throughout the trip
- Books and/or tablets (with charger) for older kids and adults
- Neck pillow
- Toiletry kit
- Slippers
- Medications - prescriptions, pain-killers, anti-nausea, sleep aid
- Important paperwork - passports, orders, birth certificates, marriage license, etc.

Suggested UAB checklist

- Kitchen items: Plates, utensils, measuring cups & spoons, pots & pans, dish towels
- Small appliances: microwave, toaster, mixer, coffee maker
- Household supplies: broom, mop & bucket, vacuum
- Bathroom items: shower curtain & rings, towels, bath mats
- Bed linens: pillows, sheets, blankets, mattress covers, foam mattress topper (loaner beds are queen & twin extra-long and are VERY firm)
- Baby furniture & equipment: crib, changing table, large stroller (collapsible furniture such as these are okay for UAB)
- Clothing to span the current and next season
- At least one evening dress/suit per adult for various social functions
- Family entertainment items such as favorite toys and games
- Small TV with DVD player or streaming device such as Apple TV, Roku, or Fire Stick
- Computer equipment
- Small tool box with hammer, screwdriver
- Lightweight decorations

Documents

By now you should have your assignment instructions letting you know that you are on your way to Korea. There are some important documents that will be necessary to have with you in order to make your PCS smoother.

Orders

Of course, your orders are among the most important documents you will need to have. Be sure to have at least 10 copies of your orders, including any amendments, pinpoint orders, and any separate orders for family members. Spouses, keep at least one copy where you can easily access it in the event you need it.

Power of Attorney (POA)

It is wise for all service members and their spouses to have a current POA. Remote assignments, deployments, and Noncombatant Evacuation Operations (NEO) requirements make a POA an absolute necessity in Korea. Whether your family will be coming with you to Korea or remaining in the US, it is a good idea to have a POA prepared before leaving your current duty station. Special POAs are on a case by case basis, and you can consult with the legal office at your current duty station on which ones would be beneficial to your situation.

Employment Records

Family members wishing to work in Korea should hand carry proof of previous employment, such as official personnel records, letters of recommendation, pay stubs, etc. Also bring copies of diplomas, transcripts, and your marriage license to assist in qualifying for Military Spouse Preference. Family members wishing to work on the Korean economy, as an English teacher for example, should bring their original diplomas, as copies of diplomas are not sufficient for the required E-2 visa. Some employers and colleges require an official, sealed transcript with a signature or stamp along the seal line of the envelope.

School Records

Make sure that copies of all school records are up to date and hand-carried. For guidelines on the documents needed for the DODEA schools on post, see the Education section of this publication. School records (diplomas and/or transcripts) are required to take college-level courses at the university campuses on post.

Mail

When it comes to your mail, you are able to put in a hold online or in person at your local post office. These are good for up to 30 days, unless you have permission from your Postmaster for longer. You can then put in a Change of Address (COA) once you get your new address during in-processing. Another option is to put in a COA to a friend or family member's address. Once you get your new address, you can then put in another COA for your old address and your friend/family member's address.

Driver's License and ID Requirements

Driver's License

Be sure that your United States driver's license is current and will remain current for your entire tour in Korea (and a few months beyond). This is very important if you want to drive in Korea. Most Departments of Motor Vehicles will allow you to renew your license at any time, so it is wise to do this before you leave the US. Within the first thirty days of your arrival, you will need to obtain a United States Forces Korea (USFK) license to drive on post or anywhere in Korea. There is more information in Chapter 3: "Transportation" regarding how to get your license.

International Driver's Permit

If you plan on extensive travel in Asia (Japan, Malaysia, Indonesia, etc.), it is strongly suggested that you obtain an international driver's permit (IDP), also known as an international license. You can get an IDP through American Automobile Association (AAA) or the American Automobile Touring Alliance (AATA). Be aware that there are illegitimate agencies that will try to sell you false documents. You can get an IDP after you reach Korea, but it will take some time to process. You can check the AAA or AATA websites for more information.

Identification Card

Your military identification card (ID) is your lifeline overseas. You will need this to get on post and gain access to most facilities. Until your ID card is registered in the Defense Biometric Identification System (DBIDS) and a ration card is issued (typically during in-processing), you will need a second form of identification to gain access to post. A copy of your pinpoint orders can be used to gain access to any AAFES facility. For commissary access, you need orders that show the dependents' names, stamped by the ration card office, until your ration card is obtained.

Insurance

The two types of insurance most commonly required by service members

and their families in Korea are automobile insurance and household goods/personal effects insurance. The insurance company that you do business with in the US may also provide coverage in Korea. It is easier to call before you leave the US to confirm which company can provide either insurance for you. There are also affordable, reputable companies in Korea who will provide coverage to Americans serving here.

Automobile

Automobile liability insurance is required to register a motor vehicle with the local DMV and on your installation. Check with your insurance company to be sure your auto policy covers living abroad.

Personal Property/Renter's/Homeowner's

Many service members also choose to carry a "renter's policy" to cover their personal property against fire and theft. Also, if you own a home in the US and plan to rent it while overseas, be sure to talk to your insurance company regarding required changes to your homeowner's policy. Check with your insurance company and make sure your renter's/homeowner's policies cover living abroad.

Passport/Visa

The US government will provide a (required) no-fee passport to all eligible command-sponsored family members. Contact your local personnel office for the proper forms and information. The processing time is generally between six and eight weeks, so begin the process as soon as orders for command sponsorship are approved. Do not depart your losing installation without applying for the no-fee passport. In some instances, you can travel to Korea using your tourist passport and your no-fee can be forwarded to you once completed. In the event you do not have a tourist passport and time is running out for your no-fee to arrive, you might consider applying for an expedited tourist passport. There are fees associated with expedited processing, and you will not be reimbursed for these. However, it might be worth it to you if you want to ensure the ability to travel with your sponsor. When applying for any type of passport for your children, both parents need to be present. If one parent cannot be present the Form DS-3053 "Statement of Consent" must be completed. You can get more information at travel.state.gov regarding passport regulations.

All family members, civilians, and even newborns must obtain an A-3 visa (which allows for multiple entries into Korea) and SOFA stamp within 90 days upon arrival. You can obtain one at your local immigration office, and some locations, such as Osan Air Base, have an immigration official present at the passenger terminal. When you go to apply, you must have a copy of

your complete orders and color copies (front and back) of your sponsor's ID and the IDs of all family members getting stamps and visas. A SOFA stamp can only be issued through to your date eligible to return from overseas (DEROS), so in the event you are extended, make sure to update your SOFA stamp to save yourself any fees upon finally PCSing.

Although an active duty service member can generally travel with his or her military ID card, accompanied by military orders, to the overseas duty station and be allowed to stay for the full length of the assignment without a visa, all personal travel requires a tourist passport. If you wish to travel in any capacity outside of Korea, each person in the family (to include the military member) is encouraged to have a US tourist passport as well. You can obtain a tourist passport through your local US Post Office for a fee. Service members are also advised to have a copy of their leave papers whenever they go on vacation. Whether you travel for fun or on orders, it's a good idea to take both passports with you, there can be some confusion when you enter and exit the country.

Generally, SOFA stamp holders are not required to get a Korean Alien Registration Card (ARC). However, in some circumstances, it may be helpful to have a card. It can make Internet banking easier and make it possible to register for certain types of classes. If you would like to get an ARC, you can fill out a form at the immigration office when you go to get your SOFA stamp.

Medical

Medical, Dental and Vision Evaluations

Complete any upcoming checkups, such as dental cleanings or children's annual pediatric checkups (to include a sports physical if necessary) prior to departing for Korea. A current physical is required to enroll children at Child & Youth Services. Having recent dental cleanings will allow you time to get settled and obtain recommendations for providers in the area.

Prescriptions

Fill prescriptions for all family members prior to departing for Korea. Plan to have enough on hand for the journey, any unforeseen delays, and for at least three months after arrival; hand carry them with you.

Immunizations

Be sure to get an up-to-date copy of your shot records for all members of your family that will be coming with you. A current immunization record is necessary to enroll children in school. For more information, please see the Medical section of this publication.

Document Checklist

- Orders (10 or more copies)
- Photocopy of Sponsor and family members ID cards (front & back, color preferred)
- POA's

Important Family Documents

- Birth certificates
- Marriage license
- Diplomas
- Social security cards
- Employment records (in case you want to apply for a job)
- School records
(Some colleges need sealed transcripts for registration)
- COA for mail (Did you fill one out?)
- Current US driver's license which is good through your time in Korea and a few months beyond.
- International drivers permit (optional)
- ID Card
- Insurance info and cards
- Passports (No-fee and/or Tourist)
- Important medical/dental papers
- Immunization records

Add your own documents to remember

- _____
- _____
- _____
- _____
- _____
- _____
- _____

Pets

If you are a pet-owner on assignment to Korea, you may be wondering what to do with your furry friends. If you want to bring them with you, there are factors to consider.

Veterinary Care: while your installation may have a veterinary treatment facility (VTF), care is primarily limited to preventative medical and surgical care. Emergency care is not available at military VTFs, and civilian veterinary care may be limited in some areas.

Number of pets: Korea allows importation of no more than four animals per person. Also, in the event of Noncombatant Evacuation Operations (NEO), only two pets (cats/dogs) are authorized evacuation.

Housing: Not all housing areas in Korea allow pets. In on-post housing, you are generally limited to two pets (dogs, cats, or ferrets) and up to four small caged animals or birds and/or an aquarium not to exceed 50 gallons. Many off-post homes will allow pets, and you should make this requirement known to your realtor when looking for one.

Expenses: Although SOFA members are exempt from Korea's import tax on pets, there are costs associated with bringing pets with you. Prior to departing your current duty station, you will be responsible for the cost of necessary vaccinations, a microchip, blood work, and office visits for a health certificate. You are also responsible for your pet's travel costs, either in-cabin or as cargo, whether you fly on the Patriot Express or a commercial flight.

If any of these are prohibitive to you, you should consider leaving your pet(s) with a trusted friend or family member for the duration of your stay in Korea. However, if you choose to bring your animals with you, read on for help in fulfilling the necessary requirements.

From the US/CONUS area: you will need an original health certificate (APHIS Form 7001) issued by an accredited veterinarian and endorsed by a USDA veterinarian, unless signed and stamped by a Military/GS veterinarian in BOTH BLOCKS with a valid certificate number. All health certificates must include original signatures (in blue ink) no copies!

From locations outside CONUS: contact the Korean Quarantine and Inspection Agency to confirm requirements. You will need an original health certificate issued by an official government veterinarian from the host nation (ex: certificate and kennel stamp from the Japanese export veterinarian or an EU pet passport signed and stamped by a German government veterinarian). Contact your servicing military VTF for assistance. All health certificates must include original signatures, no copies!

ISO-Compliant microchip: these are mandatory for all dogs and cats, regardless of age. The microchip number must be stated on the official health certificate. ISO-compliant microchips are usually 15 numbers (no letters). If your pet already has a microchip that is non-compliant, you must have a compliant one placed before travel.

Rabies Vaccination: should be performed at least 30 days prior to and be within the reported expiration date (1 or 3 year vaccination) at the time of arrival. Bring your original rabies vaccination certificate, signed in blue ink.

Rabies Antibody Test (FAVN) for dogs/cats over 90 days old: results should be equal to or greater than 0.5IU/mL and should be stated in the remarks section of the health certificate. Testing should be performed at least 30 days prior to but not more than 2 years prior to travel to Korea. You must have the original report, not a copy, to present at the time of entry. The tests should be performed by either the DoD Food Analysis & Diagnostic Laboratory or Kansas State. Note that animals from a rabies-free country do not require a FAVN test.

For complete instructions on preparing your pet(s) for travel to Korea (including how to complete the FAVN test), visit the following website:
<http://www.korea.amedd.army.mil/veterinary/index.html?2>

Please note that any dog or cat presented for entry to Korea that does not meet the requirements could be returned to their point of origin at the owner's expense. Any animals not returned will be placed in quarantine at the owner's expense.

PCSing to Korea Pet Checklist

This checklist of paperwork required for pet travel is applicable for the import of cats and dogs aged 90 days or older. Contact your veterinarian and airline for the most up to date requirements.

2-4 months before travel

- ISO-Compliant Microchip (ISO11784 and 11785 standards)
- Original Rabies Vaccination Certificate (Greater than 30 days old)
- Original, passing, rabies-neutralizing antibody test (FAVN) results.

As soon as Possible

- Flight itinerary
- Copy of your orders
- Medical record and personal information about your pet
- Telephone numbers of a person receiving the pet at the final destination.
- Unit forwarding address in Korea.
- Feeding schedule for your pet.

1-10 days before travel

- Original health certificate issued by a USDA-authorized veterinarian (must have a confirmed microchip number and list the result of the rabies antibody test) within 10 days of travel.
- Letter of acclimation (may be separate or attached to the health certificate).

Tip: Be sure to have at least 2 copies of everything so that you have one with you incase an item is lost during travel and so that you have them to begin building your NEO packet as soon as you get in country!

Getting Your Pet to Korea

Whether your pet travels accompanied or unaccompanied, if you arrive after hours or during the weekend, your pet will be kept at the airport due to customs duty hours. If possible, pets should arrive during weekday/daytime hours to prevent unnecessary stress for the pet or the owner.

Dog Restrictions

No specific dog restrictions are listed for entering Korea; however, airlines have specific guidelines for transporting certain breeds. Contact your

carrier for more detailed requirements for transporting your pet. If you own an American Staffordshire Bull Terrier (Amstaff), Bull Terrier, Argentinian Dogo, Japanese Tosa, Staffordshire Bull Terrier (English Staff), Pit Bull Terrier, Brazilian Fila, Rottweiler or mixed breed dogs that appear to be a predominant breed listed, you should verify the specific breed restrictions at your new duty location prior to your PCS from Korea.

Commercial Airline Transport

US airports require physical screening of all pets and kennels transported in the passenger cabin, accompanied baggage, or as air cargo. If your pet is "carry-on luggage," you will remove your pet from its kennel and walk through passenger screening at the security checkpoint. The kennel will undergo the same procedures as carry-on luggage or checked bags.

For pets transported as cargo, the airline may require you to remove your pet from its kennel to allow for security screening of the kennel before your pet begins transport.

Most airlines allow only a limited number of pets on a flight, so you may want to book earlier rather than later. Be prepared to provide your pet's breed, size, weight, and crate dimensions. Contact the airline for the specific requirements for traveling with your pets. Requirements, including date restrictions and breed restrictions, vary according to the airline. If flying commercially, contact the airline prior to purchasing tickets to ensure pets will actually be able to fly on the day of travel (e.g., ask about the airline's regulations regarding pets on flights greater than 12 hours, outdoor temperature restrictions on travel date, pet flying in-cabin, etc.).

Military Transport (Patriot Express)

Effective September 2014, cats and dogs leaving Korea can fly aboard Patriot Express. Discuss pet travel with the Travel Office when making travel arrangements. If you are traveling by Patriot Express, please reference the Facebook page "Osan Passenger Terminal." Along the left-hand side under photos, at the bottom of the photos page, is a section on pet travel. Here you can find contact information for the latest updates on military transport pet travel. Pets are generally not allowed to accompany the military member on the Military Processing transportation bus from Incheon to USAG Yongsan; however some small pets confined to an airline approved carry-on sized pet carrier may be allowed on the bus. Confirm current regulations at the time of making your bus transfer reservation. Pets can be transported from Osan to USAG Humphreys on the military transport.

Unaccompanied Transport

If you choose unaccompanied travel for your pet, you may want to consider using an animal or pet broker that will serve as your representative to negotiate the process for you. The links for pet travel assistance are provided below for your reference. Inclusion in this list does not constitute an endorsement.

Pet Quarantine

The Quarantine Inspection Agency determines if your pet meets all requirements for entry into Korea. To help avoid quarantine, be sure you have a valid, original rabies certificate; original, current, passing FAVN results; and a completed (no empty fields) health certificate (APHIS form 7001 and DD 2209). The pet must be registered on post as soon as it is released from quarantine.

If you encounter problems at Incheon airport, contact the USFK Incheon Customs Office at the number below.

Location: USFK Incheon Customs Office Phone: 050.3323.7561, 010.3708.5214 (After duty hours, weekends, and holidays) DSN: 723.7561 Hours: Monday-Friday 8:00 am-5:00 pm

Transportation For Your Pet Upon Arrival

Depending on the size of your pet and their method of transportation you may need to look into transportation for your pet from the airport to Camp Humphreys. The buses between the military bases do allow pets on them, however they must be in their kennels. If you have a larger pet especially those in the large and extra large travel kennels you may have difficulty fitting the pet as well their kennel on the bus and may want to look into other options.

The Yongsan Pet Care Center: They will coordinate picking your pet up from airport (both Osan and Incheon) and transporting the pet to Camp Humphreys as well as Yongsan for a fee.

Location: Yongsan Pet Care Center, Building 5256 (located next to Gate 13)

Phone: 050.3336.6426, 050.3323.3291 DSN: 736.6426, 723.3291

Facebook: <https://www.facebook.com/yongsanpcc/>

Hours: Monday-Friday 9:00 am-6:00 pm, Saturday 9:00 am-4:00 pm, Closed Sunday and Holidays

The Yongsan Pet Care Center is also a part of The First Class Pet. The Yongsan Pet Center is specifically for US Military members. For more information on their services and offerings visit www.thefirstclasspet.com.

Pet Airline: This company also offers transportation services from the airport for a fee!

Location: Seoul Korea Room 201,2nd floor, 1340-7, Gonghang-Dong, Gangseo-Gu.

Phone: 82-(0)2-2667-0112

Hours: Monday-Friday 9:00am-6:30pm Saturday 9:00am to 1:00pm.

Facebook: <https://www.facebook.com/PetAirline/>

Lodging For Your Pet upon Arrival

Care for your pet will have to be pre-arranged prior to arrival in Korea. The USAG Yongsan Pet Care Center is an official quarantine facility for the Republic of Korea and is the primary pet care provider for all pets in a PCS-inbound status. See Pet Boarding and Grooming below for contact information.

There are a limited number of pet rooms available at the Humphreys Army Lodging so it is important to contact them as soon as you can to book your stay to advise them that you will be bringing pets so that they can make the proper arrangements for you. There is a \$3 per day, per pet fee for the pet rooms as well as a non-refundable fee of \$50 per stay.

Humphreys Army Lodging Contact Information:

<https://humphreys.armymwr.com/programs/humphreys-lodge>

The MWR website will provide you with all of the necessary information and forms you need to fill out to reserve your pet friendly stay!

Phone: 031-692-0825

To call them from the US please call 011-82-31-692-0825

If you are unable to book a pet friendly room at the Humphreys Army Lodge you have the option of kenneling your pet or staying at another lodge or hotel off base. Please contact the Humphreys Army Lodge for a list of approved hotels off base and their pet policies and see Chapter 3 Pets for kennels near Camp Humphreys.

Tip: Larger dogs are not as common as pets in Korea, please keep this in mind. All of the kennels listed here have experience with larger dogs, however in your personal research, bookings and travels you may run into varying degrees of acceptance for larger pets.

What to Expect When You Arrive

Post Arrival in Korea

Upon arrival, soldiers will typically be required to present two complete copies of their orders and all amendments, medical and dental records, and leave form (DA 31), so be sure to have those readily available. Carry your identification card, ration control card (once you obtain it), multiple copies of orders, a power of attorney, and your passport with you wherever you go for the first two weeks.

In-Processing

All military personnel are required to in-process shortly after arriving in Korea. Locations for in-processing vary depending upon branch of service. Your military liaison or sponsor should know exactly when and where you will need to go for in- processing. The following information is provided for your convenience. It is helpful to call before you go to verify information and to check hours of operation. Thursday mornings many offices are closed for training.

US Army

At Camp Humphreys you will begin a 5 day POI, the schedule and all other needed information is provided upon arrival.

CONTACT INFORMATION. Location: 19 HRC Building 6400, One Stop Phone 011-82-50-3357-2363 or 2372 (DSN) 315-757-2363 or 2372

US Air Force

CONTACT INFORMATION. Location: Air Force Element (AFELM) Phone: 050.3323.8538 DSN: 723.8538

US Navy

CONTACT INFORMATION. Location: Personnel Support Detachment (PSD) Phone: 050.3323.4651 DSN: 723.4651

US Marine Corps

CONTACT INFORMATION. Location: Administrative Office Phone: 050.3323.7032, 050.3323.3385 DSN: 723.7032, 723.3385

Checklist: Post Arrival in Korea

The following list will help guide you in completion of tasks in a timely manner.

Week One

- Complete in-processing (see In-processing, below)
- Register in Defense Biometrics Identification System (DBIDS) and obtain ration card (see Ration Card, below)
- Register with Housing Office (see Housing, below)
- Once housing is obtained, determine items needed from ACS Loan Closet until your Unaccompanied Baggage and/or Household Goods are delivered
- Once housing is obtained, setup your telephone and Internet services, as desired (see Telephone/Internet)

First Ten Days

- Register your pet with Veterinary Services (See Pets section of this publication) and turn in pet health records (must be done by Day 10)
- Visit Army Community Service (ACS) for a Welcome Packet (See ACS and CYSS section of this publication for contact information)

First 30 Days

- Obtain driver's license (see Driver's License below)
- Set up Korean cell phone service
- Visit the TRICARE office to turn in medical records and register for TRICARE
- Drop off records at the Dental and Optometry clinics
- Register children at CYSS for activities

First 90 Days

- Obtain A-3 Visa and Status of Forces Agreement (SOFA) stamp (see SOFA/Visa Stamp, below)
- Participate in the USAG Yongsan Spouse and Civilian Newcomers' Orientation (see Orientation, below)
- Complete a Non-Combatant Evacuation Operations (NEO) packet

- _____
- _____
- _____
- _____

DBIDS/Ration Card

One of the first steps following in-processing is to enroll in DBIDS and obtain a ration card (also known as a ration “plate”). The sponsor must be enrolled in DBIDS before family members can be enrolled. You must have your identification card with you to be enrolled. All family members must be enrolled. You must be enrolled in DBIDS before you can register your vehicle or receive your ration control card.

Once you have enrolled in DBIDS, obtain your ration card from the ration control section. You will need a copy of the service member’s orders showing assignment and command sponsorship number, a copy of passports for all family members, and a copy of all ID cards, front and back. The service member must be present to accomplish this task. A POA cannot be substituted for the service member.

Location: One Stop (Bldg. 544),
Phone:050-3357-4002

Housing

All service members, regardless of branch of service or status, must in-process with the Housing Office within 48 hours of arrival or completion of in-processing. All DoD civilians eligible for a Living Quarters Allowance (LQA) are also required to in-process with the Housing Office. The Housing Office will work to make your transition into your new home as smooth as possible, whether you are accompanied or unaccompanied. This includes Temporary Lodging Allowance (TLA), which you may be authorized prior to moving into your permanent residence.

All civilians, unless designated as Key Essential Personnel with specific approval to reside on post, are required to live in off post accommodations. The Civilian Personnel Advisory Center (CPAC) will advise you on your Temporary Quarters Subsistence Entitlements (TQSE) and LQA entitlements.

See the Chapter 3: Housing section for more information on KOHOM/Housing, Appliance Repair, and Self Help Center.

Accompanied Housing On Post/Army Family Housing (AFH)

Command sponsored accompanied personnel and certain designated key and essential civilians are housed on post in AFH. Your PCS travel orders will normally state concurrent travel to government quarters and indicate bedroom number authorization and housing area location. The Housing Office personnel will brief you on projected quarters availability, Temporary Lodging Allowance (TLA) or TQSE, and place your name on the appropriate waiting list.

Bedroom authorization is determined by the size of your family. Couples with no children and families (either married couples or single parents) with one child receive two bedroom units. Families with two children generally receive three bedroom units and those with three or more children generally qualify for four or five bedroom units. Be aware that the age and gender of your children will affect the number of bedrooms you are entitled to in Korea, and smaller children may be expected to share a bedroom.

If quarters are not projected to be available within 60 days of your arrival, or if you are granted concurrent travel to economy quarters, you may be authorized to reside off post and receive Overseas Housing Allowance (OHA). Accompanied service members of all ranks and branches, as well as DoD civilians, are strongly advised not to seek economy housing quarters prior to in-processing with the Housing Office.

Unaccompanied Personnel Housing (UPH)

Unaccompanied personnel of all ranks and branches of service are normally housed in UPH on the installation. Personnel in pay grades of E4 and below will reside in the barracks. Personnel in pay grade of E5 and E6 may reside in barracks if adequate space and privacy criteria are met, or they will reside in the Bachelor Enlisted Quarters (BEQ). Unaccompanied officers and noncommissioned officers in the ranks of E7 and above will be assigned Bachelor Officer Quarters (BOQ) or Senior Enlisted Bachelor Quarters (SEBQ).

Only in the event of adequate quarters being unavailable will an unaccompanied service member be authorized to reside off post. While all UPH meets or exceeds the criteria for square footage, they may not be able to accommodate a full weight allowance of household goods. Full furnishing support is available in all UPH (See Furniture Management Office below).

Location: One Stop Building 6400 Third floor. Phone: 0503.357.9898
DSN 757.9898 Hours: Monday-Wednesday and Friday 8:00am-4:00pm.
Thursday 9:00am-4:00pm Closed on all US Holidays

On Post Housing

USAG Humphreys has 2 different housing areas, one housing area is near the sentry mini mal and the other is near the PX and Commissary. Additional housing near the PX and Commissary is under construction at the time of this publication.

Off Post Housing

Housing on the economy is plentiful and offers a wide variety of styles, to include many high-rise and villa (five stories or less) apartments, as well as a limited number of duplexes and single-family dwelling units. If you are eligible to reside off post due to non-availability of adequate government quarters, or if you are a DoD civilian, you will be issued a statement of non-availability (SNA) from the Housing Office. Once you receive an SNA, you will be required to attend an off post housing briefing. The briefing will provide you a plethora of information about leasing on the economy, such as realtor information, security checklists, utility rates, and housing allowance entitlements.

Service members residing on the economy are entitled to a monthly Overseas Housing Allowance (OHA) and Miscellaneous Housing Allowance (MIHA). The MIHA is provided to help defray the costs of setting up the off post residence. Once you choose your off post unit, the Housing Office will assist you with all the contract negotiations. You may choose to hire a realtor to assist with finding off post housing to ease the selection process and expedite the negotiations with owners.

Note: DO NOT enter into a lease agreement without prior approval from the Housing Office.

Housing Office

Location: One Stop Building 6400 Third floor.. Phone: 0503.357.9898 DSN 757.9898 Hours: Monday-Wednesday and Friday 8:00am-4:00pm. Thursday 9:00am-4:00pm Closed on all US Holidays

Furniture Management Office (Loaner Furniture)

If you are an accompanied military family living on or off post, you are authorized furniture support from the Housing Office. Discuss your particular needs with the furniture management office for further information. Military families are usually authorized to keep the loaner furniture to use for the duration of their stay, if you choose to keep it. However the furniture management office will only pick up one time, so it is important to keep in mind what you have brought with you when thinking about what you need from the furniture management office.

Civilian families are only authorized six months furniture support as they are automatically entitled to full household goods shipments.

Location: One Stop Building 6400 Third floor, Hours: Monday-Wednesday and Friday 8:00am-4:00pm. Thursday 9:00am-4:00pm Closed on all US Holidays

Government Furniture Delivery and Pick-up 0503.353.5796 DSN 753.5796

For additional information on housing please see Chapter 3: Housing

Driver's License (Korean)

A USFK driver's license is required to drive in Korea, even if you are only driving on the installation. A stateside driver's license, orders, and an ID card are required to obtain a driver's license. Prior to taking the test, review USFK PAM 385-2, Guide to Safe Driving in Korea, which can be found online at the link below. Once you have successfully passed the test, you will be required to watch a safety video and then be provided your license. Reservations for driver's license testing must be made at least 24 hours in advance.

Teenagers under the age of 18 with a valid stateside license can be granted driving privileges on post only. Teenagers 16 and over may also apply for a learner's permit while stationed in Korea.

Drivers License Testing Center

Location: USFK Driver Testing Office : TMP building 7320

DSN: 757-2331

Hours: Mon-Thurs at 8:00 am

Be there 15 minutes early before the 0800 start.

Website:http://8tharmy.korea.army.mil/g1_ag/WelcomKorea/Driving_In_Korea.htm

SOFA/Visa Stamp

The A-3 visa and Status of Forces Agreement (SOFA) stamp are required for dependent family members of active duty service members, DoD employees and dependents, and independent contractors and dependents within 90 days of arrival in Korea. When obtained through Korean Immigration after arrival in Korea, the A-3 Visa and SOFA stamp will be valid for a maximum of two years, but not beyond the sponsor's DEROS date, the expiration date of the passport, or the expiration date of the sponsor or dependent military ID card, whichever is earliest. Therefore, to avoid a second trip to immigration, you should make sure your ID cards and passports do not expire prior to the sponsor's DEROS date.

The A-3 visa and SOFA stamp can be obtained at the locations listed below. Be prepared with the required documents (also listed below) to avoid longer wait time or having to return a different day. You can also contact Army Community Services if you have questions about the visa application process. Visas are typically processed on a first come-first served basis, so wait time varies. Most people report shorter wait times at the Osan Passenger Terminal.

Required Documents for SOFA Stamp Checklist

- ❑ Completed ROK Ministry of Justice Form 34
- ❑ Original valid passport (no-fee passport issued by Army)
- ❑ Clear photocopy of the passport data page
- ❑ Clear photocopy of Sponsor's ID card, front and back on the same side of paper
- ❑ Clear photocopy of dependents' ID cards, front and back on the same side of paper
- ❑ Original Military Assignment Certification Memorandum (received during in-processing)

Location Information

Osan Air Base Passenger Terminal

Helpful Directions: <http://www.humphreysliving.com/camp-humphreys-information/sofa-stamp-osan-air-base/>
Hours: 9am-1pm, Monday - Friday

Pyeongtaek Immigration Office

3rd & 4th floor, CK Tower 1375, Gyeonggi-daero (814, Seojeong-dong), Pyeongtaek-si, Gyeonggi-do (Shinhan Bank Building)
Hours: 9am-6pm, Monday - Friday

Seoul Immigration Office Sejongno

(Jonggak Subway Station, exit 6)
38 Jong-ro, Jongno 1(il).2(i).3(sam).4(sa), Jongno-gu, Seoul
Second floor of the Seoul Global Center
Hours: 9am-6pm, Monday - Friday

Seoul Immigration Office Mokdong

(Omokgyo Subway Station, exit 7)
151 Mokdongdong-ro, Sinjeong-dong, Yangcheon-gu, Seoul
Hours: 9am-6pm, Monday - Friday
Additional information to make a visa appointment reservation online:
https://www.hikorea.go.kr/pt/RsvInfoPageR_en.pt
http://8tharmy.korea.army.mil/sja/assets/doc/visa/Korean_Immigration_On-Line_Appointment_Instructions.pdf

CHAPTER 3 LIVING IN KOREA



USAG Humphreys Quick Reference

Calling Guidelines

Calling USAG Humphreys DSN number from a US number or stateside

To call Korea from the US: 011-82 + area code minus '0' number

To call a 754 prefix: 011-82-31-619-XXXX

To call a 754 prefix: 011-82-31-690-XXXX

USFK information from the U.S. (commercial): 011-82-2-7913-1110 or 1113

The area code is not needed for local calls, unless using a cell phone.

Using a DSN line:

To call a commercial number from a DSN line, first dial '99'.

Do NOT accept collect calls on a DSN line.

Calling USAG Humphreys DSN numbers from a Korea

- To dial a DSN number from a civilian phone
For DSN 753 prefix dial 0503-353-XXXX
For DSN 754 prefix dial 0503-354-XXXX
For DSN 756 prefix dial 0503-356-XXXX

Road Conditions: For the most up-to-date conditions please call DSN: 754-6473/6483, Comm: 0503-354-6473/6483 or visit the Garrison's Facebook page.

<https://www.facebook.com/usaghumphreys/>

USAG Humphreys Gate Hours:

Anjeong-ri Gate (Main Gate): 24/7

CPX Gate: 0530 - 2400 daily

Quarry Gate: 0530 - 1830 daily

Dong Chang-ri Limited Use Gate: 0530 - 1930 M-F
(Closed weekends/US Holidays)

Photo: Fan Dancer
By: Holly Cordial

Quick Reference Phone Numbers

Emergency Number USAG Humphreys

Police/Fire/Ambulance

DSN (all bases): 911

Commercial/Cell: 031-690-7911

Police (Off Post)

DSN: 112

Cell: 02.112

Tricare

Location: Building 555 (Inside of the Army Health Clinic)

DSN: 753-7708

Phone: 0503-353-7706

Sexual Assault Prevention (SHARP) 24/7 Assistance

DSN: 158 or 763.5700

Commercial: 050.3363.5700 or 0503-357-8912

From US: 011.82.503.363.5700

*For more information on the SHARP program please see the support services section in this chapter.

DoD Sexual Assault Support (SAFE) Helpline

877.995.5247 (US toll free)

Suicide Prevention Hotline (Korea-Wide)

DSN: 118

Commercial: 0808.555.118

Confidential online chat:

<http://www.veteranscrisisline.net/ActiveDuty.aspx>

Primer in Department of Defense (DOD) Acronyms

Acronyms	Meaning
1RC	1st Replacement Company
19PC	19th Personnel Company
2ID	2nd Infantry Division
AAFES	Army Air Force Exchange Service
ACS	Army Community Service
AFAP	Army Family Action Plan
AFN-K	American Forces Network-Korea
AFTB	Army Family Team Building
BAACH	Brian Allgood Army Community Hospital
BOSS	Better Opportunities for Single and Unaccompanied Soldiers
CLASS VI	Package/Liquor Store
CFC	Combined Forces Command
COLA	Cost of Living Allowance
CNFK	Commander, US Naval Forces Korea
CYSS	Child Youth and School Services
DMZ	Demilitarized Zone
DPW	Directorate of Public Works
DSN	Defense Switching Network
DEROS	Date Estimated Return from Overseas
DoDEA	Department of Defense Education Activity
DoDDS	Department of Defense Dependent School
EML	Environmental Morale Leave
EUSA	Eighth US Army
FED	Far East District, US Corps of Engineers
FMWR	Family, Morale, Welfare and Recreation
JUSMAG-K	Joint US Military Affairs Group, Korea
KATUSA	Korean Augmentee to the US Army
MARFORK	Marine Forces Korea
NEO	Non-Combatant Evacuation Operation
OCONUS	Outside the Contiguous United States
OHA	Overseas Housing Allowance
POV	Privately Owned Vehicle

ROK (A)	Republic of Korea (Army)
SAES	Seoul American Elementary School
SAMS	Seoul American Middle School
SAHS	Seoul American High School
SOFA	Status of Forces Agreement
SUSLAK	Special US Liaison Advisor, Korea
UCSCA	United Club Spouses and Civilians Association
USAG	US Army Garrison
USFK	US Forces Korea
USO	United Services Organization
WRC	Warrior Readiness Center

Korean Primer

National & Religious Holidays

Holiday celebrations are an important part of family life in Korea. All celebrations, no matter how large, center on the home. Women can spend hours preparing the traditional dishes; sometimes a family's reputation depends on the amount and the quality of the food. After the holiday meal the younger members bow to their parents and grandparents as a reaffirmation of family ties, receive gifts of money and words of advice.

January 1, New Year's Day (Sinjeong)

The first day of the New Year is celebrated with friends, coworkers and families. The most popular event is the bell-ringing ceremony at Bosingak in Jongno, literally "bell street," Seoul. The bell-ringing event on New Year's Eve draws throngs of people from all over Seoul. The bell ringing is preceded by various events like congratulatory performances by Korean stars. After that, all citizens participate in the countdown to the New Year. Then, as the New Year starts, celebrities, civil representatives, and senior members from various fields ring the bell 33 times in celebration of a good year.

On New Year's Day, it is common for Koreans to travel to famous sunrise spots in order to make New Year's wishes as they greet the first sunrise. The sun first rises in the East Sea (Dong Hae) off the coast of Korea, so many New Year events are organized on the East Coast.

Lunar New Year, Chinese New Year's Day (Sinjeong), Seollal

Seollal (Lunar New Year in Korean language) is one of the most celebrated national holidays in Korea. It is celebrated in a similar way to January 1, but on a grander scale. This three-day holiday is celebrated the day before the first day of the first month, on the day of, and the day after the first day of the month according to the lunar calendar.

Traditional Confucian families perform ceremonies to commemorate their ancestors. Most notably, "bowing to their ancestors" is commonly practiced and is very much a part of Confucian tradition. It is a matter of religion for them as well. Confucianism is melted in Korean culture much like Saint Patrick's Day is in America; it doesn't really matter whether you are Irish or not. However, many Korean Christians and non-Confucian families don't bow to their ancestors, due to their faith and practice.

Family members rise early and put on their best clothes. Following

the rite and for the remainder of the time, everyone eats the ritual food of Tteokguk, rice cake soup. Tteokguk, is the main food of Seollal and eating it is believed to add a year to one's age. Along with eating Tteokguk, there is singing and more traditional food is served. Some examples of traditional foods include: kimchi, rice, and bulgogi.

March 1, Independence Movement Day (Samil Chul)

Koreans observe the anniversary of the March 1, 1919 Independence Movement against the Japanese occupation. This day was officially designated as a public holiday to commemorate men and women who died during the Independence Movement. The March 1 Independence Movement was highly influenced by US President Woodrow Wilson's Declaration of the Principle of Self-Determination at the Paris Peace Conference in January 1919.

Buddha's Birthday (Seokgatansinil or Bucheonnim Osin Nal)

Buddha's Birthday is celebrated on the eighth day of the fourth month of the lunar calendar. Solemn rituals are performed at Buddhist temples, and the day's festivities culminate with a lotus lantern parade. These lanterns are lit and carried in parades on the evening of the Sunday before Buddha's birthday.

May 1, Labor Day:

This is not a government holiday, though many banks and businesses may be closed.

May 5, Children's Day (Eorini Nal)

This day is celebrated with various programs for children who spend the day enjoying themselves with their parents.

June 6, ROK Memorial Day (Hyeonchung-il)

On this day, the nation pays tribute to the soldiers and civilians who have given their lives for their country. At 10:00 am, a siren sounds, calling for a one-minute silent tribute. Memorial services are held at the National Cemetery in Seoul.

August 15, Liberation Day (Gwangbokjeol)

On this day in 1945, Korea was liberated from Japan after 36 years of colonial rule. It also marks the 1948 establishment of the government of the Republic of Korea.

Harvest Full Moon/Korean Thanksgiving Day (Chuseok)

Chuseok is celebrated on the fifteenth day of the eighth month of the lunar calendar (September/October). Chuseok is Korea's most important national holiday.

On the morning of Chuseok Day, Songpyeon, a type of Korean rice cake, and food prepared with the year's fresh harvest are set out to give thanks to ancestors through Charye, which is an ancestor memorial service. Formal Charye services are held twice a year: during Seollal (Lunar New Year's Day) and Chuseok. The difference between the two services is that during Seollal the major representative food is white Tteokguk, a rice cake soup, while during Chuseok the major representative food is freshly harvested rice. People visit family tombs and present food offerings to their ancestors. Most Koreans will return to their hometowns during this holiday, so traffic is unusually heavy and travel times double.

October 3, National Foundation Day (Dangun Nal or Gaecheonjeol)

This day commemorates the traditional founding of the Korean nation in 2333 BC by the legendary god-king Dangun. A simple ceremony is held at an altar on top of Mt. Mani (Manisan) on Ganghwa Island (Ganghwa-do) in Gyeonggi Province (Gyeonggi-do). The altar is said to have been erected by Dangun to offer thanks to his father and grandfather in heaven.

October 9, Korean Language Day (Hangul Nal)

The day commemorates the invention (in 1443) and the proclamation (in 1446) of Hangul, the native alphabet of the Korean language. King Sejong the Great, inventor of Hangul, is one of the most honored rulers in Korean history. This is a national holiday celebrated with a variety of activities and events centered around students throughout the nation.

December 25, Christmas Day (Gidoktansinil)

Christmas is celebrated as a national holiday in Korea as in many other countries. It is a religious holiday for Christian families, while it remains more of a party for younger generations and couples, rather than family gatherings or gift-giving. However, families with little children observe Christmas in the same way as many American families, with Santa and Christmas decorations. Christmas trees in Korean homes are small, and most of them are artificial. The traditional Christmas cakes are very colorful and a very popular treat during the season.

The Korean Language

The Korean language has evolved throughout the centuries. No one knows how long it has been spoken, and despite the geographical closeness of China and Japan, Korean is linguistically distinct from Chinese and Japanese.

Chinese characters were used to write Korean until the 15th century. However, since they were hard to learn and were very different from the Korean spoken language, most people remained illiterate. In 1446, after many years of study and testing by the ruler, King Sejong and his scholars introduced a unique Korean alphabet. It was devised on a purely phonetic basis and consisted of 28 characters. These were arranged in syllable units, or blocks, and not into linear words. This meant the syllables could be written horizontally or vertically on a page. From this original alphabet, Hangeul, the modern alphabet has evolved over time. It has 24 characters and follows the Western convention of writing from left to right. Chinese characters are rarely used today in conjunction with the Korean alphabet, as it is possible to communicate fluently without using them.

In the past, English was taught in Korean schools beginning in the seventh grade with an emphasis on grammar instead of speaking; it has been taught starting in the first grade since 1998. The mainly testing-oriented educational system means that many Koreans have memorized a lot of English grammar and vocabulary but feel quite shy about their conversational skills.

Useful Korean Phrases

The following Korean phrases may assist you during your tour in Korea. They are simple conversational words and phrases designed for newcomers. Koreans will be pleased you have made the effort to learn even a little of their language. The key is not being afraid to try and having the ability to laugh at yourself.

Greetings	
Good morning/afternoon/evening	Ahn-nyong ha-say-yo
Hello (on the telephone)	Yo-bo-say-yo
May I have your name?	Ee-ru-mee moo ot shim nee ka?
I'm glad to meet you	Mahn-nah-suh bahn-gah-wuh-yo
Good-bye (by Host)	Ahn-nyong-hee kah-say-yo
Shopping	
How much does it cost?	Ol-mah yeh-yo?

Do you have?	It-suh yo?
Show me another one	Darun-gut johm bo-yuh-ju-say-yo
It is expensive	Bee-sah-yo
Can you reduce the price?	Chom sah-keh-heh ju-say-yo
I'll take this	Egut ju-say-yo
It's too big	Noh-moo kuh-yo
It's too little	Jjug-uh-yo
Dining	
It is very delicious	Ah-ju mah-sheet-so-yo
It is hot (spicy)	Mae-wo-yo
I would like a glass of cold water	Mool ju-say-yo
I would like a bottle of beer	Mack-ju hahn-byong ju say yo
Please give me...	Ju-say-yo
...an English menu	Yong-oh menu
...the bill	Keh-sahn-suh
Conversation	
Do you speak English?	Young-oh hahm-nee-ka?
Where is...	O-dee itsum nee-ka?
...the police station?	Kyong-chal-suh
...the restroom?	Hwa-Jahng-shil
Yes	Yeh (or Nay)
No	Ah-ni-yo
Thank you	Kam-sah ham-nee-dah
You are welcome	Chon-manh-neh-yo
I am sorry	Mee-ahn hahm-nee-dah
Come here	Ee-ree o-say-yo
Please help me	Jom, dough-wah ju-say-yo
Call a policeman (an MP)...	Kyung-chal (huhn-byung)
...for me please	bul-luh ju-say-yo
Call this number for me	Ee bon-ho-ro jon-hwa jom, heh-ju-say-yo
Taking a Taxi	
Please take me to the nearest US...	Kah-kah-woon mee-goon
...military installation	-boo-dae-ka ju say yo
Stop here	Yo-gee se-wo ju-say-yo
What is this place called?	Yo-gee-gah-aw-deem-nee-ka?
How much is the fare?	Ol-mah eem-nee-ka?

Please take me to...	Kab-she-dah
...Itaewon shopping area	Itaewon she-jahng
...South Gate Market	Nam-dae-moon she-jahng
...East Gate Market	Dong-dae-mun she-jahng
When Traveling	
Give me one ticket to...	Hahn-jahng ju-say-yo
Western-style room	Cheem-dae bahng
Toilet	Hwa-jahng-shill
Parking lot	Ju-cha-jahng
Reservation	Yay-yahk
Calendar	
Monday	Wol-yo-il
Tuesday	Hwa-yo-il
Wednesday	Soo-yo-il
Thursday	Mok-yo-il
Friday	Kum-yo-il
Saturday	To-yo-il
Sunday	Il-yo-il
January	Il-wahl
February	Ee-wahl
March	Sahm-wahl
April	Sah-wahl
May	Oh-wahl
June	Yu-wahl
July	Cheel-wahl
August	Pahl-wahl
September	Guu-wahl
October	She-wahl
November	Shib-il-wahl
December	Shib-ee-wahl

Numbers

Chinese numbers are often used when counting sequentially. This includes money, telephone numbers, dates, mileage, etc. When shopping, listen for the Chinese numbers, particularly for the endings, which mean hundred, thousand, and ten thousand. Notice that Korean numbers go as far as 99. Beyond 100, Chinese numbers are used. When counting people, use Korean numbers. Sometimes in the smaller restaurants the

prices will be written in the Chinese figures, usually from top to bottom. The following chart offers a brief glimpse of some of the differences in the two systems:

Number	Chinese	Korean
1	il	hah-na
2	Ee	dool
3	sahm	set
4	sah	net
5	oh	tah-sot
6	yuk	yo-sot
7	chil	eel-gop
8	pahl	yo-dol
9	goo	ah-ope
10	ship	yol
20	ee-ship	sue-mool
30	sahm-ship	so-run
40	sah-ship	ma-hun
50	o-ship	She'en
60	yook-ship	yeh-soon
70	chil-ship	ee-run
80	pahl-ship	yo-dun
90	koo-ship	ah-hun
100	baek	baek
200	ee-baek	ee-baek
300	sahm-baek	sahm-baek
1,000	chon	chon
2,000	ee-chon	ee-chon
10,000	mahn	mahn
100,000	ship-mahn	ship-mahn

Culture and Customs

South Korea's population shares a common ethnic and cultural heritage. More than Western people, South Korean individuals tend to view themselves as a tightly knit national community with a common destiny. Intense feelings of nationalism, so evident in athletic events like the 1988 Olympic Games held in Seoul and the World Cup soccer games of 2002, reveal a sense of pride concerning South Korea's place in the world. This section highlights important traditions, cultural attitudes, and etiquette. Your awareness of these factors will greatly reward you as you meet and interact with new Korean friends.

The DMZ to the Sea committee is grateful to Mr. Young K. Chang, instructor at the Defense Language Institute Foreign Language Center, Presidio of Monterey, California, from whose publication, Cultural Orientation (Korean), much of this chapter is extracted.

Korean Non-verbal Behavior & Etiquette

Customs and attitudes are different in Asia than those in Western countries. Korea has its own set of courtesies. If you take the time to learn and observe them, the rewards are significant.

Meeting and Greeting

The traditional bow has given way to the handshake, but friendly back slaps or arm squeezing is considered rude here. Koreans meeting for the first time introduce themselves only at the invitation of a third party. The formal ritual of introduction is similar to this: The person who knows everyone in the group invites his friends to introduce themselves. One says, "I am seeing you for the first time." The other repeats the same sentence, and the elder one suggests that they introduce themselves. The introductions and formal bows are followed by an exchange of calling/business cards. These cards are very important in Korea. They give an opportunity for each person to discover the other's position without rudely inquiring about them. Cards also do away with the need of asking someone's name twice. As a sign of respect, when someone presents you with a business card, take a moment to read it before putting it away.

The proper use of names in Korea is also important. A person's name is considered his or her personal property. Koreans regard their name with reverence. The persistent wave of Westernization has accustomed Koreans to being addressed by their family name, but only intimate friends and family greet each other on a first-name basis. Koreans prefer titles rather than names. For example, you would call the company president "Sa-jang-nim" or someone with a PhD "Bak-sa." Teacher or "Sun-saeng-nim" is an acceptable title for anyone.

Try to remember that no matter how "Western" many Koreans may appear on the surface, their thinking is still governed by traditions, which are based on a culture several thousands of years old. The following list covers some important traditions relating to etiquette:

- Looking into an acquaintance's eyes was generally considered impolite. Though this is not necessarily true today, older Koreans may find direct eye contact offensive.
- Use your right hand when performing tasks such as presenting gifts, paying a bill, or pouring a drink. Your left hand should loosely

cup your forearm. The closer your left hand is to your wrist the less respect is being given, while your left hand cupping your forearm near your elbow would show greater respect. Using the left hand for these tasks is considered very impolite; most Koreans do understand that the Western custom is different.

- Do not point the index finger toward a person or gesture with your foot, it is considered insulting. You may gesture with your full hand, palm upward.
- Do not write someone's name in red ink (e.g., endorse checks, sign letters, etc.). A name written in red means death.
- If invited to dine at someone's home, bring a gift. When presenting the gift, use proper etiquette as stated above.
- Take your shoes off when entering a Korean house or restaurant with low tables.
- Do not start eating before your guest of honor or senior.
- Do not say, "I don't drink" when offered unwanted alcoholic beverages. It is more polite to say, "I'm not feeling very well today," "I am a designated driver," or "I'm on medication."
- Do not eat or drink without offering food or beverage to your colleagues.
- Ask your Korean guest more than once to help himself to more food and drink.
- Do not pour your own drink; pour for someone and let him reciprocate.
- Try to wear conservative clothes. Bare shoulders are considered inappropriate.
- See your guest off at the gate/door, and stay there until your guest is gone.
- "Yes" is often used simply to acknowledge what is said by one's counterpart; it does not necessarily mean one is in agreement or understanding.
- Do not suggest splitting the bill; each person or family should alternate paying the bill. Remember when it is your turn to pay.
- You may often see two male friends or two female friends walking affectionately arm-in-arm. This is in no way an indication of their sexual preference.
- Koreans love children, and in this culture children are treated as "everyone's treasures" to cherish and protect. Koreans will often want to touch and hold your children; blondes and redheads are rare in Korea, and often attract the most attention. If your children are uncomfortable with this, remove yourselves from the situation as politely as possible. A simple "no, thank you" usually will suffice.

Traditional Korean Meals/Food

Plain or cooked with other grains, rice (bap) is the main dish at most Korean meals. Rice is accompanied by a variety of side dishes. Favorite side dishes include bean paste soup, roasted beef and fish, as well as steamed and seasoned vegetables. Soy sauce, soybean paste, red pepper paste, ginger root, sesame oil, and sesame seeds are other seasonings that are essential to Korean cuisine. Food is usually eaten with a pair of chopsticks and a large spoon.

The traditional Korean homemaker believes that much of her family's happiness depends on her culinary expertise. She often begins her day by preparing a substantial breakfast of hearty soup, meat or fish, steamed rice, and kimchi. A light lunch follows, which is similar to the breakfast fare. A generous evening meal is favored and can include up to 15 or 20 dishes for special occasions. Holiday celebrations are an important part of family life in Korea. All celebrations, no matter how large, center on the home. Women can spend hours preparing the traditional dishes; sometimes a family's reputation depends on the amount and quality of the food.

At an elegant Korean dinner, the first course might be Ku-jol-p'an (nine compartments dish). It is somewhat similar to a French hors d'oeuvre tray. The cooked meat and vegetables are arranged on a large platter with a mound of pancakes in the center.

Homemakers in Korea, like many others in advanced nations, usually have little time to prepare these traditional foods and are well acquainted with frozen fare, microwave lunches, and other high-tech cooking conveniences. Fast food restaurants, Chinese takeout/delivery (speedily brought on the back of a motor scooter with a heated box strapped to the back), and food stalls for the passerby are very popular for the busy Korean housewife.

Native food is offered in small restaurants, in large hotels, and in gourmet sections of large department stores, such as Lotte or Shinsegae. Korean supermarkets usually have sample stations scattered throughout, where they will encourage everyone to try their wares.

The following is an alphabetical list of traditional foods and beverages

Bap (밥): Rice

Bibimbap (비빔밥): (mixed rice) This Chonju specialty is a bowl of vegetables, rice, and chili paste, topped with a soft-fried egg.

Bulgogi (불고기): Thin strips of beef, marinated in sesame oil, soy sauce, sugar, and garlic, then grilled at your table

Bin-de-ddok (빈대떡): Vegetables, pork and spices cooked in batter (pancake)

Bokkumbap (볶음밥): Korean fried rice

Boricha (barley water) (보리차): In lieu of tea, cups of this tepid drink are sometimes brought to the table as soon as you are seated in a Korean restaurant.

Bul Kalbi (불갈비): Roasted short ribs that are marinated similar to Bulgogi

Cha (차): Tea

Chaksol Cha (Solluk Cha) (작설차): Varieties of Nock-cha, Korean green tea

Chapchae (잡채): Clear noodles, generally mixed with vegetables and soy-based dressing (may be served hot or cold)

Cider (사이다): A local bottled soft drink, similar to 7-Up. Chilsung Cider is a popular brand, served in a green glass bottle

Daeji Galbi (돼지갈비): Pork short ribs marinated and cooked over hot charcoal

Dakagalbi (닭갈비): Broiled spicy chicken and vegetables

Ddok (떡): Rice cake

Ddokguk (떡국): Rice cake soup traditionally served on the Lunar New Year

Dooboo (두부): Bean curd (Japanese: tofu; Chinese: dofu by the Chinese); it is the compressed white liquid squeezed from cooked soybeans.

Dolsot bibimbap (돌솥비빔밥): Steamed rice, mixed vegetables, and egg (and sometimes beef) with chili paste in a hot stone pot

Ghim or Kim (김): Paper-thin sheets of salted laver seaweed

Ghimbap (or Kimbap) (김밥): This popular food consists of sticky rice rolled with assorted vegetables, egg, and meats into a sheet of seaweed, and sliced into bite-sized pieces. It's known as Korean Fast Food or the Korean MRE. It differs from Japanese sushi in that the rice is seasoned with sesame oil rather than rice vinegar.

Goon Mandu (군만두): Fried dumplings - a perfect hors d'oeuvre when served with soy sauce. Yaki Mandu is the Japanese term.

In Sam (인삼): Ginseng - a root long prized for its medicinal properties that is also used in cooking. 백삼 Paeksam is white ginseng; 홍삼 Hong-sam is red ginseng.

In Sam Cha (인삼차): Ginseng tea

Kalbi (갈비): Pork or beef short ribs

Kalbi Jhip: A Kalbi restaurant

Kalbi Tang (갈비탕): Kalbi soup, the least expensive way to eat Kalbi

Kimchi (김치): Cabbage, radishes or other vegetables pickled with garlic, chili pepper, and ginger, then fermented in huge jars buried in the ground. No Korean meal is complete without it!

Kimchi jjigae (김치찌개): Kimchi stew

Ku-jol-pan (“Nine treasures”) (구절판): Strips of egg and vegetables are served in a compartmented dish with thin crepes in which you wrap the other eight treasures

Jjin Mandu (짬만두): The Korean equivalent of Chinese wonton, these are dumplings made of minced pork or beef and vegetables wrapped in thin pastry crescents, steamed and served with soy sauce

Makkolli (막걸리): Rice wine, the drink traditional of farmers

Maek-ju (맥주): Beer

Moo (무우): The large white Japanese daikon radish used in summer kimchi

Mul (물): Water

Myon (면): Noodles, sometimes thin and white if made from flour. Other myon are made with buckwheat, potatoes, or mung beans.

Naeng Myon (냉면): Cold noodles that are 70% buckwheat and served in a dish of cold water to which you may add a dollop of chili paste. This is considered a perfect complement at the end of a bulgogi meal

Sake (사케): Called chonjongg in Korea, this is traditional Japanese rice wine served in tiny cups.

Sam Gyeop Sal (삼겹살): Thick slices of pork belly meat (similar to uncured bacon) grilled and often dipped into a spicy pepper paste

Sam-kyetang (삼계탕): Ginseng chicken soup - a summer specialty, the chicken is boiled with a piece of the medicinal root and jujubes, and stuffed with glutinous rice.

Changae (Sesame) (참깨): Kae is Korean sesame. The leaves are added to soup, the seeds to vegetables and meat marinades, and the oil for flavoring in cooking.

Seolleongtang (설렁탕): Beef soup served with rice

Shinselo (신선로): A casserole once served only to royalty. Fried eggs, fish, meat, and vegetables are cut into strips and simmered in broth in the distinctive charcoal brazier.

Soju (소주): distilled beverage native to Korea and traditionally made from rice

Songpyon (송편): Chusok half-moon shaped rice cakes

Ganjan (Soy Sauce) (간장): Ganjan is made by fermenting the liquid of boiled soybeans. This is one of the most popular condiments in a Korean kitchen.

Sushi (스시): Slices of raw fish dabbed with wasabi and curled over a clump of sticky rice. This is of Japanese origin and differs from Gim-bap/kimbap in that the rice is seasoned with rice vinegar rather than sesame oil.

Uja Cha (유자차): Citron tea, usually served in winter

Yakchu (약주): A respectable word for liquor

Force Protection

Force Protection and Emergency Readiness

Korea remains a relatively safe country, however it is important to be aware of the measures taken to ensure safety during your tour of duty.

US military installations are secure facilities. No one is allowed access to the post without a valid ID card. You must physically hand ID cards to the guards so they are able to view both sides. In addition, only vehicles with proper registration decals are allowed access to the post. Authorized ID card holders may escort visitors and vehicles onto the post.

As with all US military installations on the Korean peninsula and around the world, security procedures are based upon levels of force protection conditions (FP CON). Force protection levels range from FP CON Alpha (lowest threat) to FP CON Delta (highest threat). The current FP CON level will generally be posted at the installation gates. For those living on post, the commander’s channel on the American Forces Network (AFN) is another good source of information for the latest updates.

Demonstrations are periodically held throughout the peninsula. Protesters demonstrate for a variety of reasons, including opposition to the US military presence in Korea. These demonstrations are sometimes held just outside the garrison gates. Military officials publicize warnings affecting those affiliated with the government on the post TV channels, Facebook pages, and radio stations (88.3 FM and 1440 AM at USAG Humphreys, refer to <https://photos.state.gov/libraries/korea/187344/ACS/AFN%20radio%20frequenciesdocx.pdf> for other AFN stations in Korea). Korean National Police are always present at these demonstrations to provide additional security.

Finally, the buddy system is highly encouraged, and at times it is mandatory. There is a strict curfew from 1:00-5:00 am, seven days a week. For more information on Force Protection, visit <http://www.usfk.mil/Resources/ForceProtection.aspx>.

Civil Defense Drills

South Korea routinely conducts nationwide civil defense drills as part of their emergency readiness plan. The start of the drill is signaled by the ROK government’s Air Raid Siren System, and the exercise lasts 20 to 30 minutes. During the drill, all personnel off post are expected to comply with the directions of the Korean National Police and other ROK government officials.

Noncombatant Evacuation Operations (NEO)

While Korea is a relatively safe location, it is important that all non-combatants be prepared to evacuate both quickly and safely. Noncombatant Evacuation Operations (NEO) are directed by the US Department of State to evacuate eligible personnel from foreign countries when their lives are endangered by war, natural disaster, or civil unrest. The US Embassy (AMEMB) Seoul designates those authorized evacuation assistance. Those considered noncombatant evacuees include:

US citizens who may be ordered to evacuate

- US government civilian employees and dependents
- US Armed Forces family members
- Designated US Armed Forces military personnel

US/non-US citizens who may be authorized assistance

- Private US citizens and their dependents
- Legal permanent residents of the US
- Designated foreign national employees of the US Government and their dependents
- Designated foreign nationals

Both command sponsored and non-command sponsored families are eligible for evacuation assistance from Korea. Military members and emergency essential civilian employees are not considered noncombatants and will remain in Korea until directed otherwise

NEO Information

For more information on NEO and upcoming NEO exercises, please visit the following website: <http://8tharmy.korea.army.mil/NEO/Neo.asp>

NEO Warden

Each unit in South Korea has an assigned NEO warden. All DoD-affiliated noncombatants must register with their NEO warden upon arrival to their unit. To help noncombatants prepare for a possible evacuation, USFK conducts a semi-annual NEO exercise called Courageous Channel. All DoD-affiliated noncombatants are required to participate in these exercises in order to rehearse evacuation procedures and to train personnel who support NEO execution. In addition to participating in Courageous Channel, each family is required to maintain a NEO kit that includes important documents, enough food and water for three days, and protective gas masks (issued by the military for each dependent). Your NEO warden will help you prepare your NEO documents and ensure you are ready for the exercise.

NEO Kits

Each person is allowed one airline carry-on and one checked bag with a combined total weight of no more than 70 pounds. Your NEO warden will help you prepare a NEO binder to include in your NEO kit.

Gas Masks

Sponsors are responsible for drawing a mask at CIF for each dependent and for training their dependents on how to use them. Masks are available for both command sponsored and non-command sponsored military dependents, as well as US DoD civilians and dependents. They are not available for contractors or technical representatives (the corporation holding the contract must provide the mask).

Pet Evacuation

Evacuation of people takes priority over pets. USFK will make reasonable efforts to evacuate pets of DoD-affiliated personnel, but pets are likely to be separated from their families during an evacuation. The NEO Tracking System helps reunite pets with their families. Two pets (domestic cats and dogs only) per command sponsored family are authorized transport in the event of a NEO. All other animals must be evacuated before NEO starts. All unaccompanied/single service member pet owners need to ensure they have a pet care plan. Pets cannot be abandoned.

In the event owners decide to transport their pets out of country commercially, all costs associated with transportation are the sole responsibility of the family. If the US government transports a pet on a military or chartered aircraft, the military covers only the cost of transporting the animal from Korea to the first CONUS port of entry.

You are responsible for all costs incurred from port site to the family's final destination. Please see your NEO warden for more information.

NEO Kit Checklist:

Your NEO warden will help you prepare a NEO binder to include in your NEO kit. At a minimum, you should plan to include the following:

Mandatory Items

- Identification Cards
- Passports
- Family Care Plan (single and dual military parents)
- Prepared Forms

Recommended Items (hard to replace items)

- Birth, marriage, and adoption certificates
- Naturalization certificate
- Powers of attorney
- Will
- Insurance policies
- Checkbook, credit cards, financial records
- Vehicle registration and title
- Social security cards
- Tax returns
- Medical records

Each family member (including infants) should have a NEO kit prepared and available in the event of an evacuation. It should include:

- Food and water for three days
- 30 days of medications including prescriptions
- Protective/gas masks
- Blanket
- Change of clothes (warm)
- Toiletries and towel
- Baby Items
- Feminine hygiene items
- First aid kit
- Battery operated radio
- Flashlight
- Batteries
- Limited Cash (~\$100-200)
- Comfort item for children
- _____
- _____

PET NEO Plan Checklist

- Each pet must have its own approved airline carrier that is large enough for them to stand up, turn around, and lay down. Pets cannot be combined into one carrier.
- A valid Rabies Vaccination Certificate plus a copy should be maintained in your PET NEO kit.
- PET NEO card
- Two completed Veterinary Health Certificates DD2209 (without the veterinary signature or date) in your NEO kit. Any pets leaving Korea will require a veterinarian to sign and date the health certificates before departure.
- Prepare at least 10 days of food supply and medications (if needed) in waterproof containers or ziploc bags.
- Bowls for food and water that do not spill easily
- A well-fitting collar/harness with ID tag and a good leash
- Small plastic bags for feces disposal
- Cat owners need a 10-day supply of litter and a small compact container with lid for litter storage that can fit in the cat kennel to prevent spillage when not in use by the pet in the carrier.
- All pets must have an ISO-compatible microchip and must be registered with the local veterinary treatment facility (VTF).

For additional information and forms, see your local VTF or visit the following website: <http://www.korea.amedd.army.mil/veterinary/index.html>

Add Your Personal NEO Checklist Items Here

- _____
- _____
- _____
- _____
- _____
- _____
- _____
- _____

Housing

Housing Assistance

Housing Services Office

After completing the initial 5 day of in processing on the peninsula, service members will be assigned housing based on their status. Unaccompanied service members will be assigned a Barracks by their unit. Service members with command sponsorship will proceed to the Housing Services Office where they will be offered either Government Leased Housing on or off post or be allowed to proceed with an approved Realtor to secure Private Rental Housing. The housing office is located in the One Stop In/ Out Processing Center, Building 6400 on the third floor. Hours of operations are Monday through Wednesday and Friday, from 0800 to 1600. And Thursdays from 0900-1600. The housing services office will be closed all US holidays and will have limited services available on Korean holidays.

Government Leased Housing, On Post and Off Post

On Post

On Post Housing is on a first come, first serve basis. There is no wait list. If you are PCS'ing as a result of YRP, you may only contact HSO once you are 30 days out from your actual move date. All On Post Housing is Smoke Free. Pets are authorized in all government leased housing. All pets must be registered with the USAG Humphreys Veterinary Clinic within ten days of arrival. All government leased housing units are assigned 2 parking spaces. Quiet hours are between 2200 and 0700.

Government Leased Housing Off Post

If no housing units are available on the garrison itself, the Housing office has leased housing units off post but they are still run by the housing office. Overseas housing allowance (OHA) and Utilities will be collected for these units just as if the tenants were living in on post housing. You will not be able to collect any of your unused Utilities. The same rules and regulations apply to government leased housing Off Post housing units as On Post housing units in regards to smoking, pets, quiet hours and parking. Government leased Off Post housing unit will be provided 1 (50 Liter) General Waste Bag (white) and 1 (10 Liter) Food Waste Bag (orange) per week.

Appliance Repairs

For government-issued washers, dryers, refrigerators, dishwashers, and stoves (on and off post).
Contact Phone: 050.3336.4034/5570 DSN: 736.4034/5570 Hours:

Monday-Friday 8:00 am-5:00 pm <https://www.army.mil/e2/c/downloads/365895.pdf>

GLH Maintenance

Phone: 0503.357.2648 DSN: 757.2648

Self Help Center

For simple repairs and improvements, you can rent tools and obtain products at the Self Help Center in Building 1019. They can also provide contact information for people to assist with heavy lifting or other tasks. This service is only available to residents of housing on post.
Location: Building 1019 Phone: 0503.353.7410 DSN: 753.7410 Hours: I need to confirm the hours still

Utilities On Post

Internet

Your internet provider is determined based on where you are assigned quarters. Once the housing office informs you of where you will be living, you can contact the appropriate provider to schedule new service. These numbers may also be used to report service issues/request a service call.

LG U+ is available at

Bldg. #5700 (PX) : (Com) 070-7597-0501/0502
Bldg. #400 (Sentry Mall) : (Com) 070-7597-4003
Bldg. #6400 (One Stop): (Com) 070-7597-0511/0512

Television

MWR Cable Television is available to those living on post. A variety of American Forces Network (AFN), US, and Asian channels, along with command channels which provide community information and force protection advisories are available. Projected weekly schedules are given in area publications, such as the Stars and Stripes, Korea Herald, and Korea Times. Also visit <http://afnpacific.net> for the latest TV and radio schedule. Pamphlets listing channels offered and fees are available at the CATV business office.
Location: Bldg. S-544

MWR Cable Customer Service

Phone: 753-7877
Hours: Mon-Fri, 8 a.m. - 4 p.m.

MWR Cable Customer Service (After Hours)

Phone: 738-2288
Hours: 24 hours

Housing Off Base

Housing on the economy is plentiful and offers a wide variety of styles, to include many high-rise and villa (five stories or less) apartments, as well as a limited number of duplexes and single-family dwelling units. If you are eligible to reside off post due to non-availability of adequate government quarters, or if you are a DoD civilian, you will be issued a statement of non-availability (SNA) from the Housing Office.

Once you receive an SNA, you will be required to attend an off post housing briefing. The briefing will provide you a plethora of information about leasing on the economy, such as realtor information, security checklists, utility rates, and housing allowance entitlements.

Housing Assistance

If you are going to secure housing off post, your realtor must be approved by HSO. They can provide you a list of approved realtors. Off post, any issues with housing (such as repairs, disputes, or payments) will usually go through your realtor. As long as your lease is mediated through HSO with an approved realtor, your lease will include the Military Clause which protects service members under the Servicemembers Civil Relief Act. Renting off post will often include Korean cable and Internet, be sure to receive a receipt for all utilities. Failure to dispose of your trash properly will result in fines. Do not use American trash bags, but the designated color-coded bags which can be purchased at the Commissary or any local off post grocery or convenience store. Your realtor can assist you in purchasing the appropriate bags.

Important Numbers

- Government Furniture Delivery and Pick-up Phone: 0503.353.5796
DSN: 753.5796
- Housing Office Phone: 0503.357.9898 DSN: 757.9898

Note: DO NOT enter into a lease agreement without prior approval from the Housing Office.

Realtors

If you live off base you will want to use a realtor from the list provided by housing to ensure a smooth transition to your new home. You should also check with other people in your incoming unit or job to see what realtor they have used to get recommendations. Unlike the US the housing selection provided by each realtor will be different because the realtors will only show you houses that they rent. So, if you do not find something with one realtor you can check with multiple until you find a home that suits your needs.

Service members residing on the economy are entitled to a monthly Overseas Housing Allowance (OHA) and Miscellaneous Housing Allowance (MIHA). The MIHA is provided to help defray the costs of setting up the off

post residence. Once you choose your off post unit, the Housing Office will assist you with all the contract negotiations. You may choose to hire a realtor to assist with finding off post housing to ease the selection process and expedite the negotiations with owners.

Utilities Off Post

Electric

Electricity in Korea can be expensive. Unlike homes in the US, most homes in Korea do not have central air conditioning, instead most of the rooms in the home will be equipped with an air conditioner in the corner or on the wall. The summer months in Korea are very hot and humid and air conditioners as well as fans will be very beneficial, however they can also be costly. Be sure to look for the air conditioners when selecting a home, since these air conditioners are used to cool one room at a time if there is not an air conditioner in every room that will be a bedroom for someone in the family you may need to negotiate with your realtor to get an extra air conditioner unit. Also, when looking at homes and at the air conditioner units you will want to take a look at the energy efficiency rating. The energy efficiency rating is a scale of 1-5 with 1 being the lowest and 5 being the highest. You will want appliances that are low ratings to help save money on electricity. Some homes may have solar panels as well that can help reduce your electric bill. By being smart about your energy usage you can keep your electric bill down to a reasonable amount even in the heat of the summer!

Tip: Only have the air conditioner on when you are in a specific room, otherwise leave it off with doors and windows closed to help keep the room cool!

Gas

Most off post housing units will utilize the Radiant Floor Heating System or Hydronic Heating. Units are heated through a series of filled tubes flowing with heated water rather than the traditional forced air through ducts system most Americans are used to. Radiant Floor Heating Systems are more efficient and cost-effective. Depending on where your housing unit is located, you will utilize either city gas, which is cheaper, or the 'county' gas. Most of the stoves, ovens, water heaters, and dryers are also gas.

Tip: Generally in the summer months your electric bills will be higher while your gas bills are low, and in the winter months your gas bill will be higher and the electric bill will be lower! Be sure to set money aside when your bills are lower than you expect so it is not as big of a shock when the bills are higher than you expected!

Water

Many homes in Korea will come with a water filter dispenser that dis-

penses hot and cold water or they may have a bottled water service. You can discuss these options with your realtor and ensure that if you do have a service or a filter you are clear on when the filter will be changed and/or when the water will be delivered.

Internet

Korea has the fastest internet in the world! Usually your internet will be included in your rent and you can discuss your options and choices with your realtor.

Television

Korean television will usually be included in your rent or with your internet service. You can discuss these options with your realtor. There are some english movies and television shows on many of the Korean television services that your realtor and/or your cable installer can show you how to access.

Armed Forces Network (AFN)

Personnel living off post will need to lease a decoder box and purchase a Direct to Home (DTH) cable TV satellite dish at the PX to receive AFN programming. Fees include an installation charge (usually between \$100-200) and monthly decoder fees (about \$15). For satellite Installation service in the Humphreys off-post area contact 070-4230-8994.

Phone: 050.3353.7358 DSN: 753-7358
[http://media.myafn.dodmedia.osd.mil/AFNHD/DTH_PAC_Koreasat_5_AF-N7500HD_Settings_\(FINAL\).pdf](http://media.myafn.dodmedia.osd.mil/AFNHD/DTH_PAC_Koreasat_5_AF-N7500HD_Settings_(FINAL).pdf)

Note: Many apartment complexes and rental properties do not permit installation of AFN DTH equipment. Refer to the list provided by the housing office. Review AFN availability carefully before entering into a lease agreement since AFN is the source of many service force protection advisories. (Military websites also carry many of the same advisories.) Service members and DoD civilians who rent a property where DTH equipment installation is not available must sign a housing office statement of acknowledgment. If the landlord does allow installation of AFN DTH equipment on his or her property, you must obtain written permission beforehand.

Internet Television

Another television viewing option available to both on and off post residents in Korea is via smart tv applications, devices that allow applications to run, computers and phones. Many smart tvs have applications with television shows available for free or some for a monthly fee. Devices such as Roku, Apple TV, and Playstation TV can also be purchased at the PX or online and will run applications as well that use the internet to play television shows either

for free or for a monthly fee depending on the application. Netflix is a low cost monthly service that does have service in Korea with a great selection of television shows and movies to keep you well entertained! Other internet services may require a virtual private network (VPN) or additional software.

Trash

Off post housing units will need to sort their trash based on the type of trash. Most trash collection areas are monitored by CCTV to ensure proper disposal of trash. Trash bags can be purchased at the commissary for those living in Pyeongtaek, if you live outside of Pyeongtaek you will want to talk to your realtor about the specific trash bags you need and they will be able to tell you where to purchase those bags.

General Garbage

General garbage is your everyday waste these bags come in a variety of sizes and you will be able to purchase these in a size such as 50 or 100 liters which will fit most large trash cans. Anything that is not food or recycling can be thrown in the general garbage bag.

Food Waste

Food waste is edible waste that may attract stray animals. You should not put shells, bones, or fruit seeds in these bags. The general rule is that any food that an animal could eat should go in this food bag. Food waste should be placed in its special food waste bag and disposed of. Many people find it helpful to freeze their food waste so that it does not smell while they are filling up their food waste bag.

Recycling

Recycling should be sorted and put in clear plastic bags. You can recycle paper, cardboard, glass, metal, styrofoam, plastic and clothes. Some housing areas will have a trash area with bins for clothing, recycling, general, and food waste so be sure to check the trash area of your neighborhood so you can best separate your items.

Large Items

Large items such as furniture need a special garbage tag to be disposed of properly. You will want to contact your realtor and tell them what you need to dispose of and they can provide you with the information on what tag to buy and where to buy it.

Parking

Parking in Korea is a little different than in the US because there are fewer parking lots and so most people choose to use public transportation. At your home your realtor will tell you where you can park and most apartment complexes, and homes do have dedicated parking areas that you will be able to park in.

Money

Banking and Financial Services

ATM Access

You may obtain cash or make account inquiries with your credit card or any other ATM card which displays the AFFN or CIRRUS Network logo. Ask your bank about service fees that may apply. Many banks will not charge ATM or currency conversion fees for members on active-duty overseas orders. The ATMs on USAG Camp Humphreys are ran by Community Bank and do not charge an ATM service charge for withdrawing USD or Won.

Cashing Checks

Many people elect to keep their checking account at a US bank or credit union. The Community Bank and Navy Federal on the installation will only cash checks if you have an account with them. You may cash checks for up to \$200 at the PX in the Customer Service section.

Currency Exchanges

On post banks and ATMs will dispense both US dollars and Korean won. Pay close attention to the current conversion rates to get the best value for your money. There are a number currency exchange centers off-post that will exchange US dollars to Korean Won. You can do a quick internet search to find today's rate or download the cell phone application called XE Currency to stay up to date. It is important to check the rate before exchanging money so you can make sure you are getting the best exchange rate, and you may also want to shop around for the best rate. Exchange centers off post will give better exchange rates if you exchange larger amounts of money with them. This service is especially important for those living off post who must pay their monthly rent to their realtor in cash.

Tip: When estimating how much you will pay for something, most people generally stick with a \$1 to ₩1000 rate to make it easy!

Banks

The following financial institutions provide banking services in the USAG Humphreys area.

Note: The banks on post observe both US and Korean holidays.

Community Bank

Community Bank operates the banking facilities on all posts and bases in Korea with full service banking (direct deposit, won conversion, new and used auto loans, and ATM access). The Community Bank ATM card offers 24/7 banking with no fees for withdrawing US dollars, Korean won, or balance inquiries. Community Bank offers 13 full-time branches, two part-time offices and a network of 51 ATMs on the peninsula.

ATM Locations on USAG Humphreys

Sentry Mini Mall (Bldg. 400)
Pedestrian Gate Kiosk (Bldg. 1420)
MP Hill Shoppette (Bldg S2064)
Main PX (Bldg. 5700)
AAFES Troop Mini Mall (Bldg. 6803)
Commissary (Bldg. 5725)

*The ATMs will only allow you to withdraw \$600 at a time, even if your ATM withdrawal limit is increased so you will have to do multiple transactions to withdraw over \$600.

Community Bank Branch Information

Downtown Village Bldg 6430
Phone: 0503-357-2436
DSN: 757-2436
Phone: 0503-357-2437
DSN: 757-2437
Hours Monday-Thursday: 10:00am - 5:00pm
Friday: 9:00am - 5:00pm
Saturday: 9:00am - 1:00pm

Sentry Village Building 118
Hours: Monday - Thursday: 10:00am - 5:00pm
Friday: 9:00am - 5:00pm
Phone: 031-690-6205
DSN: 753-6205
Phone: 031-690-620
DSN: 753-6209

Navy Federal Credit Union

Navy Federal Credit Union offers online banking, credit and debit

cards, auto loan, lines of credit, signature loans, CDs and IRAs. There are no ATMs serviced by Navy Federal Credit Union.

Navy Federal Credit Union Branch Information
Downtown Village Bldg 6430
Phone: 888-842-6328
Hours: Monday 9:00am - 5:00pm
Tuesday - Friday 9:00am - 5:00pm
ATM located on site

Sentry Village Bldg S-118
Phone: 888-842-6328
Hours: Monday 9:00am - 5:00pm
Tuesday - Friday 9:00am - 5:00pm

USAA

If you bank with USAA, call them to set up a system for local withdrawals at ATMs depending on your needs. They will allow you to do a one time atm withdrawal limit change once every 7 days or you can permanently change your ATM withdrawal limit. The ATM restrictions usually allow only \$600 withdrawals at one time, so you would need to make multiple withdrawals depending on your needs.

Transportation

The thought of navigating Korea on your own may seem intimidating at first, but rest assured that with some guidance, along with patience and practice, you will soon become comfortable making your way around your new home. The following section will serve as an introduction to some of the various transportation methods available to you both on and off your installation.

Privately Owned Vehicle (POV)

USFK Form 134EK (USFK Motor Vehicle Operating Permit)

For the full regulations on driving in Korea, review USFK 190-1, "Motor Vehicle Traffic Supervision." http://8tharmy.korea.army.mil/g1_AG/Programs_Policy/PublicationsRecords/Regulations/USFK/USFK%20Reg%20190-1%20Motor%20Vehicle%20Traffic%20Supervision1.pdf

According to USFK Regulation 190-1, "All SOFA status USFK military personnel, USFK civilian appropriated and non-appropriated employees, USFK technical representatives, and family members of the aforementioned personnel must possess a USFK Form 134EK (USFK Motor Vehicle Operator's Permit) to drive POVs on US installations and Korean roadways."

The above personnel must also possess a valid US driver license, a ROK driver license, or an international driving permit before obtaining a USFK license.

USFK invited contractors and third-party national employees and their families are authorized, but not required, to obtain a USFK license as long as they have a valid ROK driver license or international driving permit first.

Who may get a USFK license - The following personnel are authorized to obtain a USFK license:

- Command-sponsored service members and their family members (regardless of SM's grade)
- Joint domicile service members (and their family members) authorized to ship a POV
- Service members E-6 and below who receive approval from the first O-5 in their chain of command
- DOD civilian employees (GS-5, WG-5, WL-2, WS-1, NA-5, and CC-3 and above), USFK technical representatives (and their family members)
- US invited contractors and 3rd country national employees em-

ployed as invited contractors who also have SOFA status (and their family members)

Driver License Testing Requirements

- Anyone who would like to obtain a USFK license must first attend the Newcomer's Orientation
- The test consists of written (laws and road signs) and physical evaluation (vision and reaction time)
- You must schedule an appointment for a road test, if necessary
- To prepare for driver license testing, review USFK Pam 385-2 http://8tharmy.korea.army.mil/g1_ag/WelcomKorea/Driving_in_korea/USFK_Pam_385-2__Guide_to_Safe_Driving_in_Korea_English.pdf

Drivers License Testing at USAG Humphreys

- Location: Building P-7325
- Hours: Mon-Thur at 0900. (Fri 0900 for Korean Nationals and KA-TUSAs only); if you pass, you may pick up your license after 3 p.m.

Learner's Permits - Installations with a driver testing facility may issue learner's permits

Permits may be issued to command sponsored and non-command sponsored family members age 16 or over

To obtain a learner's permit, the applicant must complete the following requirements:

- USFK written and vision tests
- Proof of US state-approved or installation/garrison commander-approved driver's education course (no hands-on required)
- Sponsor approval
- Proof of insurance

Note: Operators with a learner's permit may only drive on the installation during daylight hours in the company of someone with a USFK license

Please refer to the Chapter 2: POV section for information on POV Pick up (when shipping a vehicle), and POV Registration.

Hi-Pass

A Hi-Pass is a device used for paying tolls on Korean expressways,

similar to the EZ Pass, found in the US. Instead of manually taking a ticket when entering and then paying cash when exiting a freeway, the device allows you to utilize special lanes (marked with a blue stripe on the lane's surface) and deducts the toll automatically.

The Hi-Pass may be purchased at rest stops along freeways, such as Expressway 1 (Gyeongbu Expressway) between Pyeongtaek and Seoul. There are also occasionally Hi-Pass tents just past the toll booth at some expressway entrances.

You will need to purchase a card reader that will attach to the lower center of your windshield. Some are battery-powered, and some plug into your car. You will need your vehicle registration, and the name in which you register your reader must match the registration (Service members name). The Hi-Pass is linked to the vehicle on the registration and cannot be used in another vehicle. You can use cash or card to purchase the reader.

After purchasing the reader, you must then purchase and load money onto the card that fits inside. These are not typically sold at the Hi-Pass tent. You may need to visit the rest stop information office or a Hi-Pass service center to obtain one. You can also re-load your card at a toll booth. You will need cash to load your Hi-Pass card.

Tip: If you forget cash when getting your Hi-Pass you can usually find an ATM near the Hi-Pass office or tent in the rest area so you can load your Hi-Pass card.

Accidental Hi-Pass Lane Use

If you drive through a Hi-Pass lane but do not have a Hi-Pass, you will hear a siren. Don't try to back up and go through a regular toll lane! Just keep going. You will receive a ticket in the mail. It will be for the amount of the toll you should have paid, and you can pay the bill by visiting a Korean bank/post office, your realtor if you live off post, or a GI Bill Pay office (additional fees apply to the latter).

If you have a Hi-Pass system and you hear the siren your Hi-Pass card may be out of money, the Hi-Pass system may not be on or the batteries may be dead. Continue through the toll booth and you will receive your ticket in the mail! Just be sure to check your system and the card as soon as you can!

GPS/Navigation Apps

GPS devices and/or navigation apps can assist you in reaching your destinations around Korea.

GPS

Your installation's Exchange facility sells the AVOL brand GPS, which should come with all of the USFK military installations pre-loaded. You might also consider checking your installation's thrift store or "buy and sell" Facebook pages in your area for a second-hand GPS.

Navigation Apps

Waze is a popular app used by many to navigate to local businesses and to USFK installations. If you happen upon a store or restaurant not already in Waze, be sure to add it so that others can enjoy it, too! Naver is a popular Korean navigation app and now has an English version called Naver Map Navigation.

Tickets (Speeding, Parking, Hi-Pass Lane, Bus Lane, etc.)

On Post

Tickets may be issued on post by the Military Police (MPs) for parking or moving violations such as speeding or failing to stop for a bus that is loading/unloading. Tickets issued to USFK service members or their family members will be forwarded to the unit commander. Drivers receiving tickets will have points assessed against their license according to Appendix C (Traffic Points Assessment Matrix) in USFK Regulation 190-1. Points assessed remain in effect for point accumulation for a consecutive 24 months. Certain offenses such as driving under the influence or failing to stop for a bus that is loading/unloading (not in a designated pull-off area) may result in immediate suspension of driving privileges.

Off Post

Unlike in the US, ROK police generally do not pull drivers over for a moving violation. Parking, speeding, and Hi-Pass or bus lane violations are recorded via the many cameras around the Korean roadways. Tickets are delivered to the address listed in your vehicle registration and may be paid at a Korean bank or post office, or your realtor can assist you if you live off post. USAG Humphreys has a third party company, GI Bill Pay at the Community Activity Center, who will help you pay your fines (for a fee). Other installations may also offer this service so you may want to check where you are stationed. It is important to pay your fines promptly, as you may have your driving privileges suspended until you do. Your sponsor will also not be able to clear the installation and

leave Korea until all fines are paid. Should you wish to contest a traffic citation, you must coordinate directly with ROK authorities (remember all fines are still your responsibility until they are overturned).

Rental Cars

The Exchange at your installation may have a car rental concessionaire. USAG Humphreys has the National Car Rental Co, Ltd. Here is some information to consider if you wish to rent a car through this agency.

- The renter must be 21 years or older and possess either a USFK license, an international driver's license, or a Korean driver license with at least 1 year of driving experience
- Insurance is offered for an additional fee
- Base access decals for all USFK installations in Korea are included
- Rental costs range from \$80-\$140 per day, depending on vehicle type, and discounts are available for rentals of a week or more

Location: Car rental at USAG Humphreys is located at the One-Stop (bldg 6400)

Breakdown/Accident Procedures

Be prepared in case of an accident or breakdown! Always have your registration and insurance card in your vehicle, and be sure to store the following numbers in your phone (112 for police, 119 for fire and ambulance, and your installation MP office). It is also recommended that you have a camera (sometimes referred to as a "black box") installed in your vehicle to document incidents. These can be purchased on Amazon and installed locally. It is a good idea to print out Appendix B (Driver's Assistance Request) from USFK Pam 385-2, which has a list of helpful driving-related phrases in English and Hangul.

Accident Procedures

- Stop immediately
- Aid the injured
- Call 112 and/or 119 (or your local MP office if on post) to report location, date, time, injuries, and damage
- Document the scene with your cell phone camera
- DO NOT LEAVE THE SCENE and be sure to follow directions given by the police once they arrive

Breakdown Procedures

To ease your situation in the event of a breakdown, it is recommended that you have the following in your vehicle at all times: warning triangle and a survival kit (blanket, water, food, and a first aid kit)

- Pull to the far right of the roadway if possible and turn on hazard lights
- DO NOT exit the vehicle unless absolutely necessary, and if you must, do so on the right side of the vehicle
- Call 112 to dispatch the nearest police or wrecker service in the vicinity
- Wait with the vehicle until the police or wrecker arrive and render it safe to exit the vehicle

Bicycles

Riding a bike is another alternative for both recreation and transportation while you are stationed in Korea, particularly if you are only allowed one vehicle. Bicycle parking is available near many buildings on your installation.

Bicyclists must adhere to the same traffic laws as drivers and have the same rights as drivers. In general, there are standard safety and best practice rules for bicycling. Reference USFK Regulation 190-1 Motor Vehicle Traffic Supervision Section B-18 for the complete policy.

Here are a few guidelines to keep you safe and in compliance:

- Register your bike at the DBIDS Office.
- Wear a helmet (all ages).
- During the day, wear visible upper body clothing.
- At night, wear reflective gear and use front and rear lights.
- Ride on the right side of the roadway and in the direction of car traffic.
- Follow all traffic laws including obeying stop signs and traffic lights.
- Use hand and arm to signal your intent to turn.
- Take extra precaution at intersections.
- Riding on the sidewalk is reserved for children.

While riding on your installation is safe and convenient, only the most intrepid cyclists brave the roads on local streets. Combining bicycling with transit and walking is one way to get around. You will find bicycle parking throughout the area, especially near subway stations, bus terminals, and other transit interchanges. The subway welcomes bicyclists

on the first and last cars of the train outside of peak commuting times. Visit the Military Police Station for the latest information on the rules of the road for bicyclists in your area. While riding on your installation is safe and convenient, only the most intrepid cyclists brave the roads on local streets. Combining bicycling with transit and walking is one way to get around. You will find bicycle parking throughout the area, especially near subway stations, bus terminals, and other transit interchanges. The subway welcomes bicyclists on the first and last cars of the train outside of peak commuting times. Visit the Military Police Station for the latest information on the rules of the road for bicyclists in your area.

Riding your bike on the area trails is a common activity on the weekend for locals and foreigners alike. These trails may be used by pedestrians and bicycles only. If you happen to be in Seoul, the Han River Trail is one of Seoul's most extensive bike networks. It offers a chance for exercise, leisure, and spectacular views of the city along the river. If you don't have a bike, there are plenty of bike rental kiosks throughout the trail. To learn more about this trail and to pick up a bicycle passport, visit the post bicycle shop (see the Shopping section for contact information).

It is highly recommended that if your weight limit will allow for it, pack your family's bicycles into your unaccompanied/express baggage shipment along with helmets, baskets, and other gear. You will then have two-wheeled transportation as soon as you arrive.

Taxi

On-Post (AAFES)

AAFES Taxi are the black taxis. Taxi stands on USAG Humphreys can be found near the Walkthrough Gate, new PX and Commissary as well as the old ones, and near soldier barracks on Marne Road and by the Troop Mini-Mall (across from the rotational brigade barracks). Taxis may pick you up or take you off post

Call 753-3414/3415 or use smartphone apps such as "AAFES Taxi" or the Humphreys app.

Text: 1544-9080 Use the following format to ensure your request is understood.

#pick up location #destination #Military Base#

* Be sure to include the building numbers.

Off-Post

Commercial Taxis are the silver/white taxis. A taxi stand is located

outside the Walkthrough Gate. These taxis cannot enter post Ask for Camp Humphreys/K-6 or Osan Air Base/K-55 if you are heading to post.

Yonghap Unsong Transportation Consortium

These taxis have access onto Camp Humphreys, but not Osan. Customers wishing to use this service to get to Osan will have to exit the taxi at the gate at Songtan. Dispatchers speak English; drivers may or may not speak English. Payment is only in Korean won, and a 1,000 won service fee is added to the fare (if a customer is able to flag down a taxi on post without calling in a request, the service fee is waved) Phone: 1544-9080

Note: many of these drivers may not be familiar with Camp Humphreys, so patience is necessary as they learn the routes

Buses

On-Post

Your installation has on-post shuttles that are free of charge for soldiers and family members to get around. These generally run from 0530-0100 from Monday-Friday and 0730-0100 on Saturdays, Sundays, and training holidays. The USAG Humphreys on-post shuttle bus schedules may be found on the Humphreys smartphone app or on the web at <http://www.humphreysliving.com/camp-humphreys-bus-schedules/>, and the USAG Yongsan schedule may be found on the Yongsan smartphone app.

Inter-Post

Buses run regularly from early morning to evening between some of the USFK installations, such as Humphreys-Osan-121st CSH-Yongsan, as well as Yongsan-K16. Buses at USAG Humphreys now arrive and depart from the Bus Terminal on Freedom Road (bldg 1780). The terminal hours are from 0500-2100 with counter service until 1730. Prices vary depending on length of ride, from \$3.50 to \$7.10 one way.

Off-Post

South Korea has a wonderful public transportation! Buses are common in all cities and some of the larger cities like Seoul and Busan offer tour buses of the city.

City Bus: These buses run within the city and can be paid for with cash or t-money card (see below for more information). Bus routes are des-

ignated by number, and the most commonly used one at USAG Humphreys is 20 (commonly referred to as “the 20 bus”), which can bring you from the main gate to AK Plaza/Pyeongtaek Station. The city bus runs from 0530-2300, and a list of route 20 stops can be found here: <https://www.army.mil/e2/c/downloads/328208.pdf>. These buses run frequently, and most stops have screens inside that tell you when you can expect the next one to arrive.

Express Bus: These run on expressways, and while they may stop at rest areas, they seldom stop in a city other than the destination. For schedules and tickets, visit www.hticket.co.kr/main.do.

Intercity Bus: These usually make stopovers at smaller cities while on their way from one region to another. Tickets and schedules may be found at txbus.t-money.co.kr.

Airport: These buses run between Pyeongtaek and the airports making a few stops at bus terminals along the way. Leaving from the Pyeongtaek Intercity Bus Terminal (a short walk down the street from AK Plaza) gives travelers plenty of time options for bus rides to either Incheon (Terminals 1&2) or Gimpo airports. Tickets may be purchased in the terminal, although if it is very early in the morning, there may not be an attendant behind the counter, and you should pay cash to the driver. There is an airport bus with more limited time options that goes only from the bus stop outside the Volvo sales in Anjung-ri (the neighborhood just outside the USAG Humphreys main gate) to the Incheon terminals only, making several stops along the way. The fare is 13,300 won for adults, and you should try to have exact change, if possible. In order to take the airport bus back to Pyeongtaek or Camp Humphreys from Incheon, purchase a ticket at the booth outside exit 8. Depending on what time you depart the airport, you can either get a bus to Anjung-ri or to the Pyeongtaek Bus Terminal. The salesperson can direct you to the stall where your bus will depart.

Trains

The train system in Korea is very dependable and can be an excellent alternative to driving. Trains are equipped with restrooms (to include changing tables), overhead bins for small articles, and luggage racks. Tickets can be reserved up to 1 month in advance by either visiting the train station, visiting the Commercial Travel Office in One Stop building 6400, or by visiting letskorail.com.

KTX/KTX Sancheon

These are the high-speed trains that allow passengers to travel anywhere in Korea in less than 3 hours. KTX trains can carry 935 passengers, and the KTX Sancheon trains can carry 363 passengers. Both have first class and standard class cars. There are 4 KTX Lines: Gyengbu, Honam, Geongjeon, and Jeolla, which spread from Seoul to the southeast and southwest of Korea. A great map of the lines can be found at <http://www.englishspectrum.com/ktx-train-korea/>

ITX

There are two types, the ITX-Cheongchun (which runs from Yongsan Station to Chuncheon City in the east) and ITX-Saemaeul (which runs on the Gyeongju, Honam, Geongjeon, Jeolla, and Jungang Lines)

Saemaeul-ho

This train is being phased out and replaced by the ITX-Saemaeul. It makes more stops than the KTX or ITX, but it does have first class, standard class, and a cafe car.

Mugungwha-ho

This is the slowest and cheapest class of train. It also stops at the most stations. The two types of cars available are passenger and cafe cars. Nuriro - This medium to long-distance train mainly travels between Seoul to Sinchang.

SRT

Introduced in late 2016, the Super Rapid Train begins at Suseo Station in Seoul terminates in either Mokpo or Busan. It travels at up to 300 km/hr and carries 410 passengers. The closest SRT station to USAG Humphreys is Jije Station, and travelers wishing to travel via SRT may either drive and park at the station or take Metro Line 1 from Pyeongtaek Station one stop to Jije. Currently the website for purchasing tickets on this line is only in Korean, but you may purchase tickets at the station. Fares and schedules may be found by visiting <https://kojects.com/suseo-srt/>

Tourist Trains

Visit the following website for information on one of the several tourist train options (<http://www.letskorail.com/ebizbf/EbizBfTrainFleet.do#tab5>)

O-Train (Central Inland Circle Train)

This train takes tourists to Korea's central inland regions (Gangwon, Chungbuk, and Gyeongbuk Provinces). The interior symbolizes the beauty of the four seasons.

V-Train (Baekdu-daegan Valley Train)

Also known as the "Baby Baekho (white tiger) Train" because it is decorated with a white tiger on the exterior. Passes through the remote valleys in Korea's deepest mountains. Regions include the areas of Gangwon and Gyeongsangbuk Provinces.

G-Train (West Gold Train)

Takes passengers to destinations in 7 different regions of the west coast. Passengers enjoy the sunset & views of ocean ecology scenery of the West Sea. Equipped with a foot bath cafe and Ondol-type cars (Korean floor heating system). It stops at major travel destinations including Boryeong and Gunsan.

DMZ-Train (Peace Train)

Promotes peace, love, and unity as it allows passengers to travel through the untouched natural landscapes, and some of the major attractions located near the Korean Demilitarized Zone. Runs from Seoul Station to Dorasan Station. Tourists can purchase a "DMZ Pass", which allows unlimited use of the DMZ Train.

S-Train (South Coast Train)

Also known as the Namdo Sea Sightseeing Train, this train enables tourists to enjoy the picturesque scenery of the southern coast and experience the local culture. Performances and a tea ceremony are available on the train. It operates between Busan and destinations in South Jeolla Province along the southern coast of the peninsula.

A-Train (Jeongseon Arirang Train)

The name is derived from a Korean folk song (Arirang), which is listed as an Intangible Cultural Heritage by UNESCO. Tourists get panoramic views of the region's scenery through glass walls and windows. This train travels through Jeongseon Country in Gangwon Province, which is the northeastern region of Korea. This train offers a round trip once per day from Cheongnyangni Station in Seoul, and arrives at Auraji Station in Gangwon Province.

Rail Cruise Haerang

The only hotel-style train in Korea, this rail cruise offers a chance to experience the beautiful landscape of Korea with luxurious service. (82) 1544-7755

Sea Train

Sometimes called “Ocean Train”, every seat on this train faces the sea so passengers may enjoy the beauty of Gangeung, Donghae, and Samcheok on a 58km route along the coastlines of Korea’s famous East Sea. (82) 33-573-5473

Wine & Cinema Train

On this tourist train, passengers can enjoy wine, try the wine spa, and watch cinema on board. It runs between Seoul and Yeongdong every Tuesday and Saturday.

Subway

With nine subway lines, eight rail lines, and 391 stations serving over 20 million people, the Seoul Metro Railway System is one of the largest in the world. The metro covers the entire metropolitan region. Even Camp Red Cloud, Camp Casey, and Osan Air Base are accessible via subway. You can expect the subway to be crowded during peak commute times. Here are some tips to keep in mind when navigating the subway system.

Maps

Download a subway app such as Kakao Metro. If you know your origin and destination stations (and many tourism websites will give you a station and exit for reference), you can plot them in the app, which will tell you the fastest route, including any transfers.

Tip: The Visit Korea app will tell you what subway station as well as what exit number to take to get to your destination and is great when used in addition to Kakao Metro.

Fare

Be sure your T-money card is loaded (see below) or that you have Korean won to purchase a single-fare ticket at a station kiosk. Keep in mind that the T-money card provides a small discount and allows free transfers. Adults can travel up to 10km for 1,250 won. Kids under 6 are free. Children from 7-12 pay 450 won, and teens 13-18 pay 720 won.

Language

Signs and notices will be in English, Korean, and other languages

Hours of Operation

The Seoul Metro operates from 0530 to midnight. Some stations vary, so be sure to confirm on your app.

Station Ins and Outs

Once you know your origin and destination, you can proceed to your departure station. First, make sure you are at the correct station for your trip. Each station will have multiple street level entrances. Use the street level marker to verify the station information. Stairs, escalators, and/or elevators will take you into the station.

Enter the Gate

Have your T-Money card in hand and approach the turnstile or subway gate. Note the green arrows and red circles designed to tell the user which gates to pass through. Sometimes these indicators change based on the direction with the most demand at the time. Locate the T-Money reader on your right side. Place the T-Money card on the reader until you hear it beep. The display will show the trip fare at the top and the remaining balance on the bottom. The fare for transfers is zero. If the card does not scan, the turnstile will lock or the gates will close. Try again then ask for assistance from a subway attendant or fellow passenger.

Locating Your Platform

This can require you to go down several levels and walk through hallways to connect to your train. Follow the signs with your line number. Knowing the color of your line will help you locate it quickly. The sign will also list other stations in the direction of travel for that line. Knowing your direction of travel is key to not getting lost. Some lines use the same platform for both directions while other lines use different platforms located in different areas of the station.

Riding the Subway

Trains run frequently in Seoul, so your wait time will be short. You can expect the subway to be crowded during peak commute times. When the subway is crowded, riders will form two lines in front of each set of doors. Once the train arrives, allow the arriving passengers to step off the train, then enter the train. There may be some pushing and shoving during peak times. You can sit or stand

anywhere except for the spaces designated for passengers with limited mobility (unless applicable). Generally, subway rides are quiet, and you will notice locals napping. Silence is encouraged. Inside the train, you will also find a diagram of the line as well as screens indicating the next station. An arrow will appear on the screen to indicate the exit door.

Transfers

If a line transfer is required, you will need to exit the train at the transfer station. Signs indicate which way to find your transfer. Knowing the number and color of the line is helpful. Then locate the color-coded signs on the platform for your next line. Again, it is important to know your direction of travel so that you can find the right platform.

Finding the Way Out

At your arrival station, you will need to exit the train onto the platform. Now, find the signs for “Way Out.” Most stations will have several ways out, so you will need to know your exit number before following the signs. If you do not know your exit number, consult the neighborhood map usually located on platforms and near exit stairwells.

Exit the Gate

Before you arrive at the station exit, you will need to pass through the exit turnstile or gates. With your T-Money card in hand, approach a gate with a green arrow and place the card on the reader. Your subway trip is now closed, the proper fare charged.

Leaving the Station

Continue to follow the signs for your exit number. Notice which way is north as not all maps are oriented the same way. Knowing which way is north will also help when you are above ground. Stairs, elevators, and escalators will take you above to street level.

Station Amenities

Subway stations in Seoul have a variety of amenities such as restrooms, shops, convenience stores, eateries, lockers, police stations, lost and found, neighborhood maps, and customer service counters. Some stations connect to underground malls, hotels, or museum entrances.

Airports

Incheon

- Airport code: ICN
- Located 50 km west of Seoul
- Primary hub for long haul international flights
- Shopping, dining, and entertainment
- Accessible via non-stop and all-stop trains, limousine buses, taxis, and vehicle expressways
- Parking is available, and fees vary according to car size, time, and distance from the terminal.

Gimpo

- Airport code: GMP
- Located about 15 km west of downtown Seoul
- Domestic air traffic (e.g., to Jeju Island); international flights in the Asia Pacific region
- Shopping, dining, and entertainment
- Easily accessed by car, bus, and train
- Parking available; fees vary according to car size, time, and distance from terminal

Osan Air Base

Space Available flights, also known as Space A or Patriot Express, is air travel offered at a highly reduced rate to active duty and retired service members, along with qualifying members of their families.

Space A travel is possible if there are seats left over on flights after military personnel traveling under orders have received their seats. There are various restrictions governing Space A travel, so familiarity with these guidelines is highly recommended. Keep in mind that Space A is not a reliable means of transportation, so travelers must be flexible and prepared with an alternate travel plan.

Some basic steps for successful Space A travel include the following

- Identify your eligibility travel category
- Determine your departure and arrival points, along with intended travel dates
- Prepare required documentation and obtain requisite authorization
- Register with the Passenger Terminal (the earlier the better), and be sure to register for both your departing flight and return flight.

- For the most up to date information on travel out of Osan Air Base, contact them at DSN # 784-6883 during their business hours, which are 0530-1800 Monday - Friday
- For information for travel out of Seattle-Tacoma Airport on AMC flights to Korea, visit <https://www.facebook.com/SeaTacAmcPassengerTerminal>
- For general information on Space A travel, visit: <http://www.amc.af.mil/Home/AMC-Travel-Site/>

Boats

Surrounded on three sides by water, it is no wonder that ferry transportation is readily available from the Korean coasts to nearby islands such as Jeju. Port cities like Incheon, Busan, Mokpo, and Donghae operate passenger ferry terminals. The Visit Korea Tourism site offers a detailed explanation of all terminals. Cruises on the Han River in Seoul offer a unique view of the city. Go to www.hcruise.co.kr for more details.

T-Money Card

The T-Money card is a reloadable plastic smart card that doubles as an electronic cash card as well as a transportation card; hence the name T-Money. You can use it to pay for trips on the city subway, buses, and trains. You can also use your T-Money card as electronic cash to pay for some taxi services, parking, convenience store purchases, and more. To purchase and reload your T-Money card, visit any convenience store such as CU, GS25 or 7 Eleven, or any subway station ticket kiosk. For bus and subway fares, children and teens receive a discount. Be sure to have them with you when you purchase their T-Money cards so they can be registered for the appropriate age.

Cell Phone Service

Public Telephones

If you do not have a telephone in your quarters, the USO, Library, CAC, and warrior Zone has computers with Skype installed that you are able to use. For privacy you can request a headset or bring your own. See the United Services Organization section for contact information. You can also use prepaid phone cards at all local pay telephones and with Korean cell phones.

Cell Phones

Korea is the most wired country in the world. Only unlocked American cell phones will work in Korea, and vice versa, but you will need to purchase a Korean SIM card and calling plan. Also, an unlocked US phones may not receive the fastest internet connection available in Korea depending on the make and model of your phone.

Some Korean cell phone plans also include calls to and from the US at reasonable prices, so check your options before you buy. Some carriers offer a phone number you can call that will connect you to the US without any additional fees.

Unlike in the US, military orders will not allow you to cancel your cell phone contract. If you leave before your contract is complete, you will need to either pay off the remaining months of the plan or sell your plan to someone else. If you take over a contract, you will need to take the phone to the place of purchase and change the payment information associated with the phone.

Note: The US Military and the Korean government require drivers to use a hands free device, no headsets, so if you must take a call while driving, find a safe place to pull over and take the call.

Where to Buy a Phone

New and used phones are available, ranging in price from \$50 to \$500. Plans vary with the service and minutes you require. A basic plan starts for as little as \$10 per month plus the cost of the phone. Read all service agreements carefully; some plans charge for all calls made to cell phones operated by other service providers.

LG U+ is available at

Bldg. #5700 (PX) : (Com) 070-7597-0501/0502
 Hours: Monday-Saturday 9:00am-8:00pm Sunday 10:00am-7:00pm
 Bldg. #400 (Sentry Mall) : (Com) 070-7597-4003
 Bldg. #6400 (One Stop): (Com) 070-7597-0511/0512

KT (Cell Phone only) is available at

Bldg.# 5700 (PX): (Com) 070-8879-0040 Hours: Monday-Saturday 9:00am-8:00pm Sunday 10:00am-7:00pm
 Bldg.# 400 (Sentry Mall): (Com) 031-655-6556

Prepaid Phone Cards

Prepaid phone cards to program into the phone are another convenient option. More time can be purchased and added, or have several months programmed in at a time at approximately \$10 minimum per month. Several businesses on post sell phone minutes, including the PX and they will program your phone for you. Ask for details about programming cards and expiration dates when purchasing your phone.

Education

Whether you are the parent of a preschooler or high school student, or an adult interested in pursuing an advanced degree or just learning some of the language, there are a variety of educational opportunities both on and off post for service members and dependents residing in Korea.

Preschools

Preschools are available both on and off post. Please be aware that space is limited, so early registration is vital to secure your child's spot.

On Post**Strong Beginnings**

Strong Beginning is a pre-kindergarten program run by the Child Development Center (CDC). Students must be 4 years of age by September 1 to qualify.

Sure Start

Sure Start is a free pre-kindergarten program run by DoDEA. Students must be 4 years of age by September 1 and have a parent who is E1 through E9 (or civilian equivalent) to qualify.

Off Post

Both English speaking and Korean immersion preschools are available off post. Below are a few of the Pyeongtaek preschools that Humphreys parents choose for their children.

Mustard Seed Christian Preschool, 031-655-4673

Angel's Montessori Preschool

Kids R Us, 031-657-7771

Mission Baptist Academy, 031-677-0375

K-12 Schools

The Camp Humphreys community is serviced by two elementary schools, one middle school, and one high school. Please see the education checklist below to determine your child's eligibility to attend.

Elementary School

Central Elementary

Bldg P5120
APO, AP 96271-5198
P: 011-82-31-691-9309
F: 011-82-31-691-0179
DSN-P: 754-9309
DSN-F: 753-0179
<https://www.dodea.edu/HumphreysCentralES/>

Humphreys West Elementary

Home of the Osprey
DSN: 757-2123
Korea: 050-3357-2123
US: 011-82-33-357-2123
<https://www.dodea.edu/HumphreysWestES/>

Middle School

Humphreys Middle School

Home of the Phoenix
Unit 15008
APO, AP 96271-5008
P: 011-82-50-3357-2167/2166
DSN-P: 757-2167/2166
<https://www.dodea.edu/HumphreysMS/>

High School

Humphreys High School

Home of the BlackHawks
DoDDS-Pacific Korea Unit 15797
APO, AP 96271-5197
P: 011-82-50-3356-9426
DSN-P: 756-9526
<https://www.dodea.edu/HumphreysHS/>

DoDEA Registration Process

Regardless of registration type (new or returning) you will have to physically visit your corresponding registrar's office (generally located at your child's school) to complete the DoDea registration process.

To maximize your time, we highly recommend you fill out the required and recommended registration documents, and bring the required documentation prior to your visit.

DoDEA School Registration Requirements

A child must be

- Four years old by September 1 to attend pre-kindergarten or Sure Start.
- Five years old by September 1 to enroll in kindergarten.
- Six years old by September 1 to attend first grade

New Students

- New students registering for enrollment in DoDEA Europe, DoDEA Pacific, and Guantanamo Bay, Cuba schools overseas are required to provide verification of the following:
 - Date of Birth
 - Dependent Status
 - Active Duty Status of Military Sponsor or Employment Status of Civilian Sponsor
 - Status of Defense Contractor Sponsor and Central Billing Letter
 - Status of non-DoD sponsor (other Federal Agencies)

Required forms for new students

- DoDEA Form 600 - Student Registration
- DoDEA Form 700 - Consents and Authorizations
- DoDEA Form 700A - Internet Agreement and Consent to Use IT Resources
- DoDEA Form H.1 Student Health History
- DoDEA 2942.0-M-F3 - Immunization Requirements

Recommended forms for new students

- DoDEA 620 - Educational Pre-Screening Questionnaire
- DoDEA F4 - ESL Home Language Questionnaire
- DoDEA Regulation 1030.1 Space-Available Notice
- Sure Start Application

- Verification of Civilian Employment DoDEA 602
- Verification of Military Employment DoDEA 601

Returning Students

- Returning students in DoDEA Europe, DoDEA Pacific, and Guantanamo Bay, Cuba schools overseas must provide verification of the following each school year:
- Active Duty Status of Military Sponsor or Employment Status of Civilian Sponsor
- Status of Defense Contractor Sponsor and Central Billing Letter
- Status of non-DoD sponsor (other Federal Agencies)

Required Forms for Returning Students

- DoDEA Form 700 - Consents and Authorizations
- DoDEA Form H.1.2 Returning Student Health History

Required Forms for Transferring Students

- DoDEA Form 600 - Student Registration
- DoDEA F4 - ESL Home Language Questionnaire
- DoDEA 620 - Educational Pre-Screening Questionnaire
- DoDEA Form 700 - Consents and Authorizations
- DoDEA Form 700A - Internet Agreement and Consent to Use IT Resources
- DoDEA 1002 - Request for Student School Records
- DoDEA 2942.0-M-F2 - Returning Student Health History Update

All Documents can be found at
<https://www.dodea.edu/>

Documents that may be used for verification of information

Date of Birth

- Certified copy of birth certificate
- Child's passport

Dependent Status

- Sponsor is listed as biological parent on child's birth certificate
- Dependent is listed on active duty military sponsor's/DoD civilians orders
- Locally-hired DoD civilians - Certificate of Employment from HR listing names of dependents

- Sponsor is named on child's military identification card (ID)
- Appropriate military service form documenting that the Service recognizes the child as a dependent of this member
- Approved (Defense Enrollment Eligibility Reporting System) DEERS registration form
- Dependent is listed on defense contractor's Letter of Identification (LOI) or Letter of Agreement (LOA) and in Central Billing Letter (CBL)

If the sponsor is a step-parent, and one of the above cannot be provided, the following is required:

- Child's birth certificate documenting sponsor's spouse is biological parent
- Custody documents indicating spouse has full custody of child
- Marriage certificate of sponsor and child's biological parent

If neither the sponsor nor spouse are the biological parents of the child, court ordered custody or guardianship documents are required (power of attorney or notarized agreements between biological parents and sponsor are NOT accepted). Note: If court order names only the spouse as guardian or custodian of the child, the sponsor will be required to complete and sign an in loco parentis affidavit (available from the school registrar).

Active Duty Status of Military Sponsor

- Current orders Permanent Change of Station Orders (PCS) (normally 3 years duration at most locations)
- Sponsor's active duty identification card (copy of picture side will be retained in the file)
- Letter from sponsor's command certifying active duty status
- Current deployment orders

Employment Status of Civilian Sponsor

- Initial Registration - PCS orders
- Local Hires - Current Notification of Personnel Action (SF 50/or NAFI Equivalent) and
- Letter from Servicing personnel officer verifying full-time employment and verifying dependents

Employment Status and Certification of Non-DoD Civilian Sponsors and Dependents

- Sponsor's employing agency must certify that the sponsor occu-

pies a position that is subject by policy and practice to transfer AND must certify that the agency will reimburse the DoD for the educational services provided to the dependent

- Initial Registration - PCS orders

Employment Status of Defense Contractor Sponsor

- Letter of Identification (LOI) or Letter of Agreement (LOA) NOTE: Official travel of defense contractor authorizing dependent education subject to availability on a tuition-paying basis. The LOI/LOA must identify the organization contract number, length of the contract, and names of dependents.
- Verification of Housing
- Housing assignment letter, voucher, or RCI lease agreement (each installation may have specific requirements, please check with registrar)
- Letter from housing office that housing will be available and offered within 90 school days.

Schools Off Post

International Christian School Pyeongtaek, (ICS) offers off post education for students in elementary through high school (K-12). Founded in 1990, ICS is a private, coeducational day school, offering a college preparatory curriculum to the international community in Pyeongtaek. Website: <http://www.icsptk.org>

Home Schooling

Eligible home-school students may use or receive auxiliary services, enroll in one or more DoDEA courses, and/or access gifted education, English as a second language, or special education services consistent with existing DoDEA regulations and policies. Academic resources, such as textbooks, are made available to home-school students on the same basis as dependents enrolled in DoDEA schools. Eligible home-school seniors who are fully enrolled in a DoDEA High School may also participate in a DoDEA commencement ceremony by meeting DoDEA graduation requirements, earning a DoDEA diploma, and complying with DoDEA graduation policies and procedures

For more information about DoDEA's support for homeschool students, please visit www.dodea.edu/parents/homeschooling.cfm.

School Support Services

The School Liaison Program helps military personnel and DOD civilian parents advocate for their K-12 students. They provide assistance in dealings with issues such as PCS, varying school-to-school curriculum and requirements, and homeschooling.

For more information about School Support Services, please visit: <https://humphreys.armymwr.com/programs/school-support-services>

School Support Services
Marne Avenue
Bldg. 6400
Tel: +82 (0)50-3357-2241
Military DSN Tel: (315)757-2241

Adult Education

On Post

The Camp Humphreys Army Education Center offers on-site classroom and distance learning college courses both at the undergraduate and graduate level through the University of Maryland University College, Troy University, and Embry Riddle Aeronautical University.

Army Education Center

USAC-Humphrey Unit 15228
APO, AP 96271-5228
753-8901/0503-353-8901

Off Post

Pyeongtaek University offers both undergraduate and graduate programs. For more information on course offerings, please visit: <https://english.ptu.ac.kr/englishindex.do>

Korean Language Courses

Korean language courses are available on post through ACS and off post at the local English bookstore, Brooklyn Used Books.

Employment

Employment opportunities in Korea for spouses are limited, but with initiative and some creativity, finding paid employment is possible. The information in this section is intended to inform you about some of the specific employment requirements and restrictions in place in Korea, and to provide some guidance regarding resources available to help you.

There are US government, contract, corporate, and volunteer positions available. Spouses of active duty and federal civilian employees have hiring preference upon arrival for all government positions. Employment opportunities are very competitive, so anticipate potential delays in securing a position commensurate with education and/or experience.

Dependents of members of the US armed forces and civilian component are admitted to the Republic of Korea (ROK) under an A-3 visa. Persons in Korea under an A-3 visa are not entitled to be paid for work on the Korean economy without an additional authorization from the Korean government.

Employment, On Post

The Employment Readiness Program (ERP) assists family members with resume writing, identifying employment opportunities, and preparing for a new job. They sponsor opportunities to meet potential employers face-to-face at Job Fairs several times a year. Ensure you bring clean, accurate copies of your resume and dress appropriately.

USAJOBS

USAJOBS (www.usajobs.gov) is the Federal Government's official source for most federal jobs and employment information. Here you can find opportunities in civil service, nonappropriated funds (NAF) and Department of Defense Education Activity (DODEA) staff. Additional information on federal employment can be found on www.fedshirevets.gov.

DoDEA Teaching opportunities

DoDEA teaching opportunities (excluding substitute teaching) are advertised on www.dodea.edu. Substitute teaching positions with DODEA are advertised on www.usajobs.gov and subject to a background check process that may take two to three months, so plan accordingly. Though posted on USAJOBS, you should start the application process

directly with the elementary, middle, or high school. Remember, the school where you submit your application has priority for your services.

Army and Air Force Exchange Service (AAFES)

AAFES employment opportunities are posted directly on their website (www.applymyexchange.com). These include positions at the Post Exchanges and various food courts. High school age children and older dependents interested in working as baggers may apply in person at the Commissary or at the School Aged Center.

The on post thrift stores on Camp Humphreys (Painted Door Thrift Store) and Camp Walker (The Apple Tree) hire part-time staff. For applications, enquire directly in-store.

Employment, Off Post

Home-Based Businesses

Home-based businesses (HBB) are a viable self-employment option. Examples of home-based businesses include independent consultants, individuals offering private lessons, and individuals selling goods or services. HBBs are regulated by FMWR and subject to written approval by the Garrison Commander and are regulated by SOFA. To initiate this process please visit Financial Management at FMWR for the required forms.

You are responsible for paying US taxes as a HBB, you can sell only to customers governed by the SOFA or in the US, and you cannot use APO mail to send or receive anything to do with your business. All HBB in Korea (on-post or off-post) require approval.

Tip: Military spouse entrepreneurs can connect virtually through the Milspo Project (<http://milspoproject.org>).

Remote Employment

Thanks to the wonders of modern technology, remote workers can be physically located just about anywhere in the world and still meet job requirements! Here are a few resources to get you started on the remote job search:

- www.flexjobs.com
- www.hiremadskills.com
- www.amazon.jobs/en/landing_pages/mil-spouse

Volunteer Work

Volunteering is a great way to build gaps in skills or experience, increase employment marketability and network! For more information on volunteer opportunities, contact the ACS Volunteer Program Coordinator.

Visas

Dependents with A-3 visas may obtain a work permit in any of eight employment categories. These categories each have a number of qualifications applicants must meet in order to be eligible. The employment status categories are:

- E-1 Teaching (Professor): This is for professors of higher education. Requirements include education and experience as a professor of higher education.
- E-2 Foreign Language Instructor: This category includes English teachers. Requirements include a bachelor's degree and/or relevant college level educational and/or work experience.

Note: Individuals applying for this permit must also be natives of a country where the language they wish to teach is the mother tongue. Proof must be provided of relevant qualifications. The Korean government recently imposed additional requirements including criminal record check by FBI or home state police, health certificate issued by a Korean public health office, and fingerprints.

- E-3 Research: This category includes those performing research in the natural sciences or in the development of industry and technology. Requirements include an invitation from a Korean public or private institution to perform work of this nature.
- E-4 Technology Instruction: A person possessing professional level knowledge in the natural sciences, or special technical skills. Requirements include an invitation from a Korean public or private institution to perform instruction of this nature.
- E-5 Professional Occupation: This category includes foreign attorneys, accountants, and doctors who are certified in a foreign country and are authorized under Korean law to practice in their field in Korea.
- E-6 Arts and Performance: This category includes those engaged in music, the arts, literature, modeling, or other performance activities for profit.
- E-7 Special Occupations: This category includes such employ-

ment as designated by the Minister of Justice, including work in translation, interpretation, cultural research, etc.

- E-8 Employed Trainee: This category is for temporary employment for industrial training purposes.

Employment without proper permission violates Korean law. This includes teaching English to private individuals. Penalties for violation of Korean immigration law may include deportation, prosecution in Korea, fines, and levying of back taxes. A dependent with an A-3 visa may secure employment with a Korean company but the employer must then initiate the necessary paperwork with the Korea Immigration Service (an agency of the Korea Ministry of Justice) to obtain an employment permit for the dependent. The dependent may then visit a local immigration office and obtain the passport employment permit stamp. Once the dependent obtains the proper work permit, he or she may be lawfully employed on the Korean economy. Dependents employed on the Korean economy are subject to the withholding of Korean income taxes from their wages in Korea.

Modeling And Acting

Korean companies need people of various ages and nationalities for advertisements, television shows, and movies. Look for job postings on the Internet and Facebook, and apply directly to the agencies seeking models. You may even be approached on the street if you or your children have “the look” they need. You will typically need to provide three to five head shots and you may be asked to submit a short video. You'll also need to provide size measurements (know your Korean clothing sizes and metric conversions). The modeling company will supply the necessary work visa for each shoot.

Additional Resources For Employment Opportunities

Hiring Our Heroes - Military Spouse Professional Network

The Hiring Our Heroes Military Spouse Professional Network is a community for career-minded military spouses with 40+ locations worldwide and more than 11,000 members.

Our locations connect military spouses with established networks, giving them access to local business leaders, peers, mentors, and support in their career development.

HOH MSPN South Korea:

- Email: southkorea@ingearcareer.org
- Facebook: www.fb.com/groups/MSPNSKorea

Medical/Dental/Optical Information

Emergency Numbers

Police/Fire/Ambulance

DSN (all bases): 911

Commercial/Cell: 031-690-7911

USAG Humphreys

Police (Off Post)

DSN: 112

Cell: 02.112

Tricare

Location: Building 555 (Inside of the Army Health Clinic)

Phone: 0503-353-7708

DSN: 753-7708

Sexual Assault Prevention (SHARP) 24/7 Assistance

DSN: 158 or 763.5700

Commercial: 050.3363.5700 or 0503-357-8912

From US: 011.82.503.363.5700

*For more information on the SHARP program please see the Sharp section in this chapter.

DoD Sexual Assault Support (SAFE) Helpline

877.995.5247 (US toll free)

Suicide Prevention Hotline (Korea-Wide)

DSN: 118

Commercial: 0808.555.118

Confidential online chat: <http://www.veteranscrisisline.net/ActiveDuty.aspx>

Support Services

Alcohol and Drug Rehabilitation Program

Phone: 0503-353-7502

DSN: 753-7502

Army Substance Abuse Program Manager

DSN: 755-1081

Army Substance Abuse Program Prevention Coordinator:

DSN: 755-1088

Sexual Assault Prevention (SHARP) 24/7 Assistance

Sexual harassment/abuse should be reported to the USFK Sexual Assault Response Hotline. There are two reporting options for military: Unrestricted or Restricted Reporting. Civilians only have the Unrestricted Reporting option.

The following steps apply with Unrestricted Reporting:

- The Sexual Assault Response Coordinator (SARC) or Unit Victim Advocate (UVA) is contacted.
- Command and Law Enforcement are notified.
- SARC and UVA attend to the victim's needs, provide supportive services, and coordinate follow up care with unit and multidisciplinary services.
- Receive acute and follow up medical care.
- Receive counseling.
- Receive legal services.
-

The following steps apply with Restricted Reporting (can be changed to Unrestricted):

- The SARC, UVA, Healthcare Provider, and/or Chaplain are contacted.
- Command is NOT notified.
- SARC and UVA attend to the victim's needs; provide supportive services, and coordinate follow up care with multidisciplinary services.
- Receive medical care.
- Receive counseling.

Phone: 050.3363.5700 or 0503-357-8912 From the US

011.82.53.470.5700

DSN: 158, 763.5700

USAG Humphreys Sexual Assault Response Coordinator (SARC)

Phone: 010-4017-0740 DSN: 315-753-8444

Website: www.preventsexualassault.army.mil and www.safehelpline.org

Family Advocacy Victim Advocate:

Phone: 0503-364-5997 DSN: 153

Spouse and Child Abuse Report Point of Contact:

Phone: 0503-337-4101 DSN: 101

DoD Sexual Assault Support (SAFE) Helpline

The DoD Safe Helpline is a confidential and anonymous sexual assault helpline for the DoD community. Users will receive live, one-on-one confidential help with a trained professional. The website also provides vital information about recovering from and reporting sexual assault.

- Phone: 877.995.5247 (US toll free);
- Website: www.safehelpline.org

Medical Services, On Post

General Information

USAG Humphreys has a medical clinic and will have a hospital in the near future. The medical clinic services Military members and their families who are enrolled in Tricare. Occasionally, the clinic is able to provide services to non-command sponsored family members, DA civilian employees, DODDS employees, non-enrolled retirees not currently assigned a provider and contractors on a “space-available” basis.

The services provided at the clinic are: family medicine, pediatrics, physical therapy, behavioral health, occupational health, internal medicine, counseling, clinical pharmacist, aviation medicine, Educational Developmental Intervention Services, social work, public health, health promotions, immunizations, radiology, laboratory, and optometry. If you are in need of a speciality referral the Tricare office will arrange for your appointment at a host nation hospital or at the Brian Allgood Army Community Hospital in Seoul.

The clinic does not provide emergency services but does have informational cards with the numbers and locations of the nearest emergency departments.

- Location Information: Building number 555
- Appointment Line: Phone: 0503-337-2273 DSN: 737-2273
Hours: Monday-Friday 8:00 am - 4:30 pm.

Non CSP Dependents, civilian contractors, and retired military not enrolled or assigned personnel can call the appointment line Monday-Friday from 11:30 am - 4:30pm.

Tip: Select option #2 (for outlying medical clinic), then select option #3 (for Humphreys Medical Clinic) then select option #1(for appointment line).

On Call Nurse

The on-call nurse is available 24/7 and can provide advice on where the nearest emergency room is, and if you should go there, to Brian Allgood Hospital ER, or if you should book an appointment.

- Phone: 05033-337-1098 DSN: 737-1098

Hospitals Near USAG Humphreys

Osan 51st Medical Group Emergency Department

Military family members can utilize the Osan Hospital Emergency Services Center for Emergencies regardless of their enrollment status or Tricare eligibility.

- Location: Building 777 on the lower level.
- Phone: 031-661-2500 DSN: 784-2500

Good Morning Hospital:

You can tell or show a taxi driver or the number 20 bus driver:

굿모닝 병원에 내려 주세요.

(Please drop me off at Good Morning Hospital!)

- Location: 883 Habjung-Dong, Pyeongtaek City, Gyeonggi Do, Korea
- Phone number: 031-659-7736, 010-6813-7500 -Sunny Kim

Pyeongtaek St. Mary's

- Location: 439-3 Segyo-dong, Pyeongtaek, Gyeonggi-do

Dankook Hospital

You can tell or show a taxi driver

천안 단국 대학병원

- Location: 359 Manghyangry, Dongnam-gu, Cheonan-si, Chungcheongnam-do, 330-715, Republic of Korea
- Phone Number: 041-550-7640 -Ms. Ko
041-550-7640 -Ms. Song

For additional information on hospitals in the area please visit:
www.army.mil/article/118490/camp_humphreys_army_health_clinic

121st CSH Brian Allgood Army Community Hospital (BAACH)

The hospital provides medical care to active duty military, retirees, and their family members. DoD civilian employees, contractors, and their family members may be seen by doctors at the BAACH based upon space availability. To make an appointment at one of the clinics, you need to call the central appointment line. You may expect to obtain an appointment for an acute/same day care within 24 hours; open access (same calendar day); routine (7 calendar days); wellness (28 calendar days); and specialty care (28 calendar days).

- Location: South Post near Gate 13 (Visitor's Gate, Ichon Subway Station)
- Phone: 050.3337.2273 (Central Appointment Line) DSN: 737. CARE (2273) Hours: Monday-Friday, 7:00 am-5:00 pm

Tip: Additional information on this hospital can be found in the USFK Installations: USAG Yongsan.

Immunization And Disease Awareness

Immunizations

For active duty, mandatory immunization requirements will be communicated through the Periodic Health Assessment (PHA) process. DoD family members, DoD civilians, and DoDDS employees should check with your medical treatment facility, healthcare provider, and/or school nurse for recent updates on immunization requirements. Family members/dependents will be screened through the Exceptional Family Member Program (EFMP) for overseas travel prior to departure for Korea, and guidance on any immunizations that are required or recommended prior to entering Korea will be provided during that process. For school immunization requirements, visit the DoDEA website at www.dodea.edu.

Diseases

Tuberculosis (TB) is present on the Korean peninsula, and within the Asia region. To test for this disease, it is recommended to have a Purified Protein Derivative (PPD) for tuberculosis infection test prior to coming to Korea, every year while in Korea, and just prior to leaving Korea. This is a mandatory requirement for Active Duty service members and

highly recommended for all others. DoDDS and Child Youth and School Services require current proof of PPD testing for registration. Vector-Borne Diseases are similar to those in the US; diseases transmitted by mosquitoes, mites, ticks and rodents are present in Korea. Japanese Encephalitis is prevalent in the Asia region, and a vaccine is available for all active duty, DoD family members, DoD civilians, and DoDDS employees.

Vivax Malaria is transmitted by mosquitoes and is present at relatively low levels, primarily in areas north of Seoul and near the DMZ. For protection, military personnel should use repellents on exposed skin when in malaria risk areas during hours when mosquitoes are present. As mosquitoes can also bite through clothing, DEET repellent spray can be applied to the outer garments for protection. Soldiers should use permethrin impregnated ACUs during the malaria season.

Common House Mosquito (*Culex pipiens*), is often found in abundance on military installations, including USAG Yongsan. In Korea, it is not attributed to the transmission of any disease. Populations breed in standing water on and off post and in government housing complexes, making pesticide applications less effective. Mosquitoes are more prevalent at night; they enter houses through air conditioning systems or any small opening (e.g., under the door and through the drains). Bed nets, drain covers, and indoor space sprays (available from the military Self Help Center) are often effective. Korean products including MOGSOL (needs a plug adapter) are available off post at grocery stores.

Pharmacy

Prescriptions obtained from off post providers can be filled at the on post pharmacy only if prescription is written in English. You may order prescription refills using the automated telephone system (see number below), or on line (see link below).

The pharmacy's busiest time is 10:00 am to 3:00 pm. If possible, visit the pharmacy before or after this period for fastest service and shortest wait times.

- Location: USAG Humphreys Army Health Clinic Building 555
- Phone: 0503-337-5624 DSN: 737-5624
- Refill number: 0503-337-7939 Phone: DSN: 737-7936
- Website: <https://www.korea.amedd.army.mil/webapp/rxrefill/default.html> Hours: Monday-Friday 7:30 am-6:00 pm, Closed on holidays

Prenatal Care

Childbirth Class

Childbirth classes for expectant parents are available through ACS. A New Parent Support Program is also available. This program enhances parent and infant attachment, increases knowledge of early childhood development, and provides support services to allow parents to become nurturing and capable caregivers. Breast pumps are available through TRICARE for both active duty and DoD dependents. Additional information is available at www.tricare.mil/breastpumps. Currently, there is a lactation consultant available through ACS.

- Location: One Stop Building 6400, 1st Floor
- Phone: 050.375.2363 DSN: 757.2363
- Website: <https://humphreys.armymwr.com/>
- Facebook: <https://www.facebook.com/acs.humphreys/>
- Hours: Monday-Friday 8:00 am-5:00 pm (Closed Thursday Mornings)

Prenatal Care

Prenatal care is offered on post. Primary care physicians will confirm pregnancy and then refer patients to the OB/GYN clinic in BAACH.

- Location: BAACH, OB/GYN Clinic
- Phone: 0503-337-1310 DSN: 737-1310, 737-1311
- Hours: Monday-Friday 8:30 am-5:00 pm

School and Sports Physicals

School and sports physicals are provided by appointment at the Pediatrics clinic. If the patient does not have access to the clinic, physicals from off post physicians are acceptable. Obtain the required physical form from the school or CYSS and have your off post physician complete the form in English.

Women, Infants, and Children (WIC)

Women, Infants, and Children Overseas (WIC) is a program designed to provide nutritious food, tips on how to prepare a balanced meal, nutrition/health screening, and access to resources to lead a healthier life. The program provides benefits to eligible pregnant women, and later, their infants for at least six months and possibly up to one year. Eligible children may participate up to age five.

Camp Humphreys

Location: Building 577, Unit 15228

Phone: 050.3353.6909, 050.3353.6106 DSN: 753.6909, 753.6106

Hours: Monday-Friday 8:00 am-4:30 pm

USAG Yongsan

Location: BAACH, Building 7005, Room 1501

Phone: 050.3337.6074, 050.3337.6073 DSN: 737.6074, 737.6073

Hours: Monday- Friday, 8:30 am-5:00 pm

Camp Red Cloud

Location: Building 2451, Unit 15707 Phone: 050.3332.8403

DSN: 732.8403 Hours: Tuesdays, 9:30 am-4:00 pm

Camp Casey

Location: ACS Building 2451

Phone: 050.3330.3436 DSN:

730.3436 Hours: Monday-Friday 8:00 am-4:30 pm

Osan Air Base

Location: Building 768, Room 136

Phone: 050.3384.3806, 050.3384.9426 DSN: 784.3806, 784.9426

Hours: Tuesday, Wednesday, Thursday, 8:00 am-3:30 pm

USAG Daegu

Location: Building 1425

Phone: 050.3368.9424 DSN: 768.9424

Hours: Tuesday, Wednesday, Thursday, 8:00 am-4:30 pm

Medical Services, Off Post

For individuals who require medical care off post, there are several doctors and clinics that service the foreign community. Host nation partnership hospitals and clinics provide the highest quality of healthcare and all are accredited by the Joint Commission International or the Korean Hospital Association. Many of the medical staff speak English and a significant number were trained in America.

Providers will refer you to host nation partnership hospitals and/or clinics for the specialty care you require when the services are not available within the military system (transport and guides are provided). A staff of Host Nation Patient Liaisons assist patients as well. The Nurse

Case Managers visit all our beneficiaries if they require hospitalization and conduct telephone follow-ups with the Korean healthcare team providing your medical care.

Referrals

Most visits to a host nation partnership hospital or clinic typically begin with a referral from your Primary Care Manager at the local Military Treatment Facility (MTF). If the needed care is not available at the Military Treatment Facility, a Host Nation Appointment Clerk or TRICARE Representative at your local TRICARE office will assist in making your appointment at one of our host nation partnership hospitals or medical clinics. Usually, the Host Nation Appointment Clerk will make your appointment, schedule transportation on one of the TRICARE courtesy shuttles, and provide you with a claim form and any necessary medical documentation or care authorizations needed for your medical appointment. Although our host nation partnership hospitals and clinics accept self-referrals, it is best to work through your local TRICARE office to coordinate your care. The payment for your care at the Korean facility will depend on your TRICARE status or other insurance plan you may have. When you call to make your appointment, TRICARE staff will advise you on your coverage and financial responsibilities at that time.

One of the surprising things about living in Korea is the lower cost of elective procedures off base. A service that helps many families is the infertility options. From IUI to IVF and everything in between, Korea's infertility clinics offer options not covered by TRICARE at a fraction of the cost of treatments in the US. Many doctors in Korea studied abroad and speak English. Some are even certified in the US or have had practices there.

Additionally, if you have thought about Lasik eye surgery, cosmetic surgery, laser hair removal or chiropractic care, you could save hundreds to thousands of dollars by having those procedures done here. As with any medical service, ask your community for recommendations on where to go; chances are you will meet someone who has done what you are thinking about right now.

Birthing Resources

There are many support services around USAG Humphreys and the surrounding areas that can assist individuals and families with the birth of their child. Doulas provide non-medical, labor, breastfeeding, and postpartum support. Doulas without post access can be signed onto

post for births at the hospital or for home births. Midwives are medically trained professionals who provide delivery care in both hospitals and clinics, along with specializing in natural home and water births.

For those choosing to birth off post or wanting further childbirth education, there are several options available. Contact the TRICARE office for more information and to ensure coverage. Also see the resources listed below and research the facility.

This list is not all-inclusive, nor does it serve as endorsement for any one service.

Morning Calm Birthing Services

Morning Calm offers a wide variety of birthing services. Legally registered childbirth service company providing resources on birthing options and centers in Korea; serving Seoul and surrounding areas.

- Phone: 010.4872.8051
- Website: <http://morningcalmbirthing.com/>
-

Agitanseun Natural Birth Center

This birth center does prenatal care, postpartum care, as well as home births and birthing at their birth center. The midwife Kim Okjin or "Rosa" has been a midwife for 25 years.

- Location: 401-1, 3F Saeyang Chungmaru Sang-ga Naeson 2-dong, Uiwang, Gyeonggi-do
- Phone: (031) 410-8597 Cell: 010-2447-8231 and 019-447-8231

Bless Birthing Center

This birthing center can assist with all aspects of your pregnancy and has midwives available.

- Location: 1154-1 Jung 1-dong, Wonmi-Gu, Bucheon, Gyeonggi-do
- Phone: 032-324-9900

Bombit Women's Hospital

The women's hospital can assist with pregnancy as well as other concerns that may arise for a female.

- Location: 1049-3 Hogyedong, Anyang-si, Dongan-gu, Gyeonggi-do
- Phone: (031) 380-7300

Charm Women's Clinic

The Charm Women's Clinic specializes in natural childbirth. They have an underwater delivery area so you can choose what is best for

you and your baby.

- Location: 63-1 Sunae-dong, Seongnam, Bundang-Gu, Gyeonggi-do
- Phone: 031-711-5005

Esther Clinic

Offers pregnancy and childbirth services as well as infertility services and well woman services including cancer screenings and treatments.

- Location: 1003-112 Jukejeon, Suji-gu, Yongin, Gyeonggi-do
- Phone: (031) 264-2722

GM Cheil Women's Clinic

This clinic offers a general pregnancy clinic as well as a high risk pregnancy clinic and postpartum services.

- Location: 896 Gwangmyeong-ro, Gwangmyeong, Gyeonggi-do
- Phone: (02) 890-2555

Shes Medi

This clinic has an english speaking staff and offers natural childbirth options. They also have an infertility center.

- Location: 288 Jangdari-ro, Paldal-gu, Suwon
- Phone: (031) 231-7400

Woo Lee Women's Clinic

This clinic offers pregnancy services as well as postpartum and general women's health services.

- Location: 936-3 Dongchun-dong, Yeonsu-gu, Incheon, Gyeonggi-do
- Phone (032) 032-818-5121, 5122, 5123, 5124

Pyeongtaek St. Mary's

Offers OB/GYN services and because it is one of the major hospitals near USAG Humphreys they have exceptional foreigner assistance.

- Location: 439-3 Segyo-dong, Pyeongtaek, Gyeonggi-do

Dankook Hospital

This hospital offers pregnancy as well as infertility services.

- Location: 359 Manghyangry, Dongnam-gu, Cheonan-si, Chungcheongnam-do, 330-715, Republic of Korea

Infertility Clinics

Asan Medical Center

The medical center has been performing in-vitro services since 1995 and has a success rate of about 47% and an average age of 38.6 years old!

- Location: 388-1 Poongnap-dong, Songpa-gu, Seoul
- Phone: 02-2224-3114 Emergency: 2224-3333 (after 5:30 p.m.)
- International Clinic: (02) 3010-5001

Shes Medi

This clinic has an english speaking staff and offers natural childbirth options. They also have an infertility center.

- Location: 288 Jangdari-ro, Paldal-gu, Suwon
- Phone: (031) 231-7400

Dankook Hospital

This hospital offers pregnancy as well as infertility services.

- Location: 359 Manghyangry, Dongnam-gu, Cheonan-si, Chungcheongnam-do, 330-715, Republic of Korea

Medical Services, When Traveling

If you plan to travel outside Korea, check with the Clinical Preventive Medicine (PM) Service for current requirements in other countries. The clinic staff provides a personal medical consultation to ensure an enjoyable and safe vacation for you. Please bring shot records for each person traveling. It is best to schedule appointments four to six weeks before traveling to allow adequate time for any necessary vaccinations to take effect.

Healthy Travel Tips

No matter where your travels may take you, be sure to observe the following:

- Wash your hands often with soap and water.
- Eat only thoroughly cooked food or fruits and vegetables you have peeled yourself. Remember: boil it, cook it, peel it, or forget it. Don't eat food purchased from street vendors.
- Never eat undercooked ground beef and poultry, raw eggs, or

- unpasteurized dairy products. Raw shellfish is particularly dangerous to persons who have liver disease or compromised immune systems.
- Drink only bottled or boiled water, or carbonated drinks in cans or bottles. Avoid tap water, fountain drinks, and ice cubes. Check to make sure that bottles for water are not being reused. Bottle caps should be new and unopened.
- Motor vehicle crashes are a leading cause of injury to travelers, so walk and drive defensively. Avoid travel at night if possible and always use seat belts.
- Protect yourself from insects by remaining in well-screened areas, using repellents (applied sparingly at four-hour intervals), and wearing long-sleeved shirts and long pants.
- Monkeys, dogs, cats, chickens, and ducks can be a source of serious diseases such as rabies, plague, and bird flu, so avoid contact with animals whenever possible.
- To prevent fungal and parasitic infections, keep feet clean and dry. Never go barefoot.

Recommended Supplies and Equipment

Make sure you pack:

- A long-sleeved shirt and long pants to wear outside, whenever possible, to help prevent sunburn and illnesses carried by insects.
- Insect repellent containing diethyltoluamide (DEET), in 22% to 35% strength for adults and 6% to 10% for children, as well as a bed net impregnated with the
- insecticide permethrin. (Bed nets can be purchased in camping or military supply stores.) There are also natural insect repellents available for use by adults and children that are DEET-free.
- Over-the-counter anti-diarrhea medicine to take if necessary, and iodine tablets and portable water filters to purify water if bottled water is not available.
- Prescription medications: make sure you have enough to last during your trip, as well as a copy of the prescription(s).
- Carry an emergency contact information sheet with you: include any medications, as well as any medical conditions and known allergies.

Emergency/Urgent Care While Traveling

TRICARE has contracted and partnered with International SOS (ISOS), a worldwide company, to establish a network of quality health-care providers and hospitals throughout the Western Pacific to assist with urgent and emergency medical and dental care for active duty service members (ADSMs). By using the ISOS network, ADSMs will not incur out-of-pocket expenses and there will be no claims to file. It is a cashless and claimless service. This service is available to ADSMs who are TDY, deployed, or simply on leave in Pacific areas where a US Military Treatment Facility is unavailable.

Active duty family members enrolled in TRICARE Prime may use ISOS for emergency medical care only. ISOS can assist you in obtaining urgent medical or dental care, but you will be required to pay for the services up-front and file a claim through the region in which you're enrolled for reimbursement. TRICARE Standard active duty family members, as well as retirees and their family members, are not eligible for this emergency travel benefit.

To utilize these services in an emergency, members should call their nearest ISOS assistance center. It's a good idea to visit the TRICARE/ISOS website before you travel and record the phone number for the ISOS assistance center in the country in which you'll be traveling. Collect calls are accepted. Note that when calling collect, it may be necessary to request an international operator.

For civilians and family members not eligible for ISOS, it is a good idea to purchase international or travel medical insurance before going abroad. If you already have international insurance, check with your current insurance provider before you travel to confirm coverage and procedures in case of emergency.

ISOS toll free phone number: 080-429-0880

Emergency Care Defined

Emergency care is care provided for sudden and unexpected onset of a medical or psychiatric condition or the acute exacerbation of a chronic condition that is threatening to life, limb or sight and requires immediate medical treatment.

If you need emergency care as defined:

- Seek care from the nearest medical facility.
- Dial the local number for ambulance service as provided by the American Embassy, military unit, or other source.
- Have a local address and phone number available. Do not hang up the phone until directed to do so by the host nation operator.

- When emergency treatment or hospitalization in a local civilian hospital is received, contact International SOS as soon as possible.

Urgent Care Defined

Urgent care is defined as treatment for a medical or psychological condition that would cause undue discomfort to the patient or that may worsen if not treated within 24 hours. If you need urgent care in Pacific locations, ISOS can provide several valuable services. By calling them before receiving care, you can:

- Find a qualified healthcare provider.
- Avoid paying up front costs.
- Avoid filing claims.
- Otherwise, expect to pay the host nation provider at the time of service. Then file a claim with your TRICARE Service Center upon return from travel.

Dental Services, On Post

Because the Dental Company's (DENTAC) mission encompasses Soldier readiness throughout the peninsula, family member dental care in military clinics is limited and is on a space-available basis. While there is some degree of space-available in-house family member care, the majority of family member care occurs through a network of Preferred Host Nation Providers. Selected providers practice dentistry in line with US standards, maintain modern facilities, and engage in infection control and sterilization protocols in accordance with US standards and Centers of Disease Control guidance. They sometimes accept insurance in lieu of upfront payment from the patient. The DENTAC strongly encourages all sponsors to ensure coverage of their family members through participation in the TRICARE Dental Program (MetLife). Check their website, which provides up-to-date information. Active duty family members are the only non-active duty category that may obtain routine space-available care in military dental clinics. However, the DENTAC will always provide emergency care to address pain, infection, or trauma to members of all beneficiary categories.

Dental Clinic on USAG Humphreys:

The USAG Humphreys dental clinic can do exams, cleanings, general dentistry, pediatric dentistry, endodontics and periodontics, however active duty service members are the first priority so many family members see off post dentists in the preferred network.

- Location: Building 555, second floor.
- Phone: 02-7917-9206 or 02-7917-9207 DSN: 739-9206 or 739-9207

Emergency Treatment

Emergency dental treatment for family members is available at the appropriate clinic during clinic hours. During off-duty hours, patients should go to the nearest emergency room.

Dental Services, Off Post

The TRICARE Dental Office maintains a list of preferred providers in Pyeongtaek and the surrounding area. Preferred providers will file appropriate forms with TRICARE. Below are the preferred providers in Pyeongtaek, Osan, and Suwon as of the date of this publication.

Note: A complete, up-to-date list can be found at <http://www.korea.amedd.army.mil/Dental/providers/>

General Dentistry

Chungdam IVY Orthodontic Clinic (general dentistry and orthodontist)

Dr. Kim, Jung Hwan (U.S.A. Trained Orthodontist)

71-9, Cheongdam-dong, Kangnam-gu, Seoul, Korea (1 minute walk from exit 12, Chungdam Station)

Phone: 02-518-0220

E-mail: ivyface@naver.com

Website: <http://www.ivysmile.kr>

Seong-Mo Dental Clinic

Dr. Song, Eun-Joo (near the old main gate of Cp Humphreys)

4F, 36 Anjeong shopping-ro, Paengseong-eup, Pyeongtaek-si, Gyeonggi-do

Phone: 031-691-9416 / 010-4525-4426

E-mail: silver867347@naver.com

C&I Dental Clinic

Dr. Cho, Eung-Kyoung

3 Anjung Shopping-ro, Ga-dong B1, Paengseung, Pyeongtaek-si, Gyeonggi-do, Korea

Phone: 031-654-3368

E-mail: chodmd@naver.com

Happy Dental Clinic (also does orthodontic)

Dr. Kim, Ji-Hoon (Near the Pyeongtaek Train Station)

41-17 Pyeongtae-dong, Pyeongtaek-si, Gyeonggi-do, Korea

Phone: 031-655-6543 / 010-5171-7722 (English)

E-mail: happy-dent@daum.net

Soo Dental Clinic (also does oral surgery)

Dr. Kim, Young-Soo (5 Minutes driving distance from Osan AFB Main Gate)

818-38 Seojeong-dong, Pyeongtaek-si, Gyeonggi-do, Korea

Phone: 031-662-6436(English) 031-664-6436 (Korean)

E-mail: soodental@hotmail.com

Pedodontist**Kizwell Dental Clinic**

Dr. Jeon, Hyung-Joon

830-6 Bijeon-dong, Pyeongtaek-si, Gyeonggi-do, Korea

Phone: 031-692-7582

E-mail: juni6177@daum.net

Orthodontist**Beautiful Smile Orthodontic Clinic (5th floor)**

Dr. Lee, Hyun-Sook (Near the Pyeongtaek train Station)

291-10 Pyontaek-Dong, Pyeongtaek-Si, Gyeonggi-Do, Korea

Phone: 031-618-2835

E-mail: prockii@yahoo.co.kr

Han Dong Hun Orthodontic Clinic

Dr. Han, Dong-Hun

401 Chungil Bldg, 289-4 Pyeongtae-Dong, Pyeongtaek-Si, Gyeonggi-Do

Phone: 031-657-2112

E-mail: sunny76223@hanmail.net

Multi Speciality**Yonsei Millennium Dental Clinic**

Dr. Kim, Chong-Hyun

Hyermin Tower 3F, 881-16 Osan-dong, Osan-si, Gyeonggi-Do, Korea

Phone: 031-373-4600

E-mail: minsunss@hotmail.com

Dankook University Dental Hospital

Multi-providers (Professors, Specialists including Pedodontist, and Orthodontist)

119 Dandae-ro, Dongnam-gu Cheonan-si, Choongchungnam-do, Korea

Phone: Ms. Kim, Yoin 041-550-0141

E-mail: inni22@dankook.ac.kr

Optical Services

An optometry clinic is located in the PX who accepts tricore and can assist with exams, contact lens fittings, and glasses.

Phone: 010-4219-8805 Hours: Monday-Saturday 9:00am-8:00pm & Sunday 10:00am-7:00pm.

Recreation, Sports and Leisure**MWR**

MWR is a great resource for recreational activities on base as well as trips and tours off base. Be sure to visit their website listed below for additional information on upcoming classes, trips and tours! Website: <https://humphreys.armymwr.com/>

BOSS (Better Opportunities for Single Soldiers)

Single and unaccompanied soldiers can get involved with the community and experience Korea through BOSS. There are a variety of volunteer opportunities as well as recreational trips available through BOSS. BOSS can also assist you with quality of life issues you may experience.

Location: Building 6807

Phone: 0503-357-1647 DSN: 757-1647

Hours: Monday - Friday 9:00am to 5:00pm. Saturday, Sunday, & US Holidays closed.

Leisure Travel Service

You can purchase discounted tickets through the leisure travel service. They can help with all of your travel needs. The office also offers fax services for \$1 in Korea and \$2 if faxing outside of Korea.

Location: Building S-110

Phone: 0503-353-8805 DSN: 753-8805

Hours: Tuesday-Saturday 10:00am to 6:00pm. Sunday & Monday closed

SFC Ray E. Duke Memorial Library

The Library has a wide range of books, DVDs, CDs, audio books, magazines and newspapers. The library has wifi and offers computers with access to the internet. The library is also a great resource for homeschooling!

Location: Building S-301

Phone: 0503-353-8433 DSN: 753-8433

Hours: Monday & Tuesday 11:00am to 8:00pm Wednesday - Sunday 10:00am to 7:00pm.

Arts and Craft Center

You can make pottery, paint, sew, quilt, and do multiple crafts at the arts and crafts center. The retail store will allow you to purchase a variety of craft supplies so you don't have to worry about being unable to finish your project! The center also hosts a variety of classes for adults and children.

Location: Tropic Lightening Avenue Building 5711

Phone: 0503-357-2296 DSN: 757-2296

Hours: Monday-Tuesday Closed. Wednesday-Sunday 11:00am - 7:00pm.

Automotive Skills Center

The automotive skills center is where you can maintain your vehicle. The facility offers a modern working environment with individual lifts and state of the art mechanical tools. The Automotive skills center can also assist if you need a jumpstart, tow or service on and off base!

Location: Porter Street Building 421

Phone: 0503-353-8547 DSN: 753-8547

Hours: Tuesday-Saturday 9:00am-6:00pm. Sunday, Monday & US Holidays closed.

Outdoor Recreation

You can rent equipment or take a trip with outdoor recreation. Outdoor recreation can help you fill your weekends with fun trips and tours.

Location: Building number 1044

Phone: 0503-353-3013 DSN: 753-3013

Hours: Monday-Tuesday, Thursday-Friday 9:00am to 5:00pm. Saturday & Sunday 10:00am to 7:00 pm Wednesday closed.

Laser Tag

Bring the family and enjoy a game of laser tag! Suitable for all ages this activity is reasonably priced so you can bring the entire family. Each game costs \$2 per person, or you can purchase a punch card for multiple visits! This is also a great party idea and you can reserve the location for an hour or make a party reservation to reserve the room and an hour of laser tag!

Location: Tropic Lightening Avenue

Phone: 0503-353-3013 DSN: 753-3013

Hours: Monday-Tuesday 9:00am-5:00pm. Wednesday closed. Thursday-Friday 9:00am-5:00pm. Saturday & Sunday 10:00am-7:00pm.

Recreation Center

The recreation center features billiard tables, table tennis, computers, gaming systems, TVs and more!

Location: Tropic Lightening Avenue Building 5724

Phone: 0503-357-2286 DSN: 757-2286

Hours: Sunday -Thursday 10:00am-10:00pm Friday-Saturday 10:00am-Midnight

Warrior Zone

The Warrior zone is a state of the art high tech recreation facility that has many gaming options and entertainment systems available for use. The warrior zone is for service members and their guests who are over the age of 18. The First and Ten restaurant is also located in the warrior zone.

Location: Building 6807

Phone: 0503-357-1643 or 0503-357-1644 DSN: 757-1643

Hours: Monday through Thursday 11:00am-10:00pm Friday and Saturday 11:00 am-Midnight Sunday and US Holidays 11:00am-10:00pm

Other Recreational Opportunities on Base

Theaters On Base

Sentry Theater (1900-2200 Mon-Thu/1830-2400 Fri/1200-2400 Sat-Sun)

Troop Theater (1830-2200 Mon-Thu/1800-2400/1100-2400 Sat-Sun)

Birthday Party event at the Theater : 070-7597-0508

Website : <http://www.aafes.com/exchange-stores/Movie-Guide/>

Gateway Game Room

The Gateway game room is a full bar with a variety of slot machines.

Location: Building 1430

Phone: 0503-354-3171 DSN: 754-3171

Hours: Monday- Thursday 12:00 pm to Midnight Friday 11:00am to 3:00pm. Saturday 1:00pm to 3:00pm Sunday 10:00am to Midnight. US Holidays 11:00 am to Midnight Training Holidays 12:00 pm to Midnight

Parks on base

All of the parks on base are open from dusk till dawn. If you would like to reserve a picnic area or pavilion please contact outdoor recreation.

Beacon Hill

Located near the main gate this park has walking trails, a stream and an 18-hole disc golf course! The park also has 9 pavilions.

Transformation Park

Located across the street from the commissary and exchange this park has a gazebo, brick walkway and several picnic tables.

Super Park

Located across the street from the USAG Humphreys community fitness center near the parking garage. This park has a large playground structure for children age 5-12 and another play structure for children age 2-5. The park also has 6 barbecue grills, a basin sink with running water, and a water fountain.

Soldier Field

Located behind the USAG Humphreys Community fitness center this park has an all weather volleyball court, gazebo, two batting cages, and a

two completely outfitted turf softball fields as well as a turf soccer field. The park also has a concession stand and restroom.

Independence Park

Located across the street from Beacon Hill this park has two turf baseball fields and a restroom. To reserve the field please contact Youth Sports and Fitness.

Location: Marne Avenue

Phone: 0503-357-2246 DSN: 757-2246

Augusta West Miniature Golf Course

A 9 hole miniature golf course that is completely free! At the time of this publication the miniature golf course is closed due to construction.

Location: American Street Building 1484

Phone: 0503-354-6410 DSN: 754-6410

Fitness and Aquatics

Collier Fitness Center (Also known as the Super Gym)

Location: Building S-1949

Phone: 0503-353-8031 DSN: 753-8031 or 753-8811

Hours: Monday-Thursday 5:00am-10:00pm Friday 5:00 am-Midnight

Saturday 8:00am-11:00pm Sunday and Holidays 8:00am-10:00pm

Sitman

Location: Building S-6815

Phone: 0503-354-2140 or 0503-354-2142 DSN: 754-2140 or 754-2142

Hours: Monday-Friday 5:30am-9:00pm Saturday, Sunday & Holidays 7:00am-2:30pm

Turner Fitness Center

Location: Building S-2063

Phone: 0503-354-8083 or 0503-353-5971 DSN: 753-5970 or 753-5971

Hours: Monday-Friday 5:30am-9:00pm Saturday, Sunday & Holidays Closed.

Zoeckler Fitness Center

Location: Building S-1296

Phone: 0503-354-8083 or 0503-354-8084 DSN: 754-8083 or 754-8084

Hours: Monday-Friday 5:30am-8:30pm Saturday, Sunday & Holidays 7:00am-2:30pm

Family Fitness Center

Location: Building S-110

Hours: Monday-Friday 8:00am-7:00pm Saturday 10:00am-7:00pm Sunday & Holidays Closed.

Community Activity Center Indoor Pool

Location: Building S-110

Phone: 0503-353-8835 DSN: 753-8835

Hours: Monday-Friday 6:00am-8:00am, 9:00am-1:00pm Saturday, Sunday & Holidays Closed

Splish and Splash Outdoor Pool

Location: Building S-1484

Phone: 0503-354-6412 DSN: 754-6412

Hours: Seasonal

Clubs and Organizations

United Spouses Club

The United Spouses and Civilians Association (United Club) strives to give back to the community through scholarships and grants! The board year runs from September to May. The United Club raises money through the Painted Door Thrift Store, a holiday bazaar in November and a Mardi Gras event in March. The proceeds for these events are given back to the community through their scholarship and welfare programs!

We have a good time! Whether it's volunteering at the Painted Door Thrift Shop, joining in on one of our amazing sub clubs, taking an adventure on one of our quarterly bus trips, coming to one of our fabulous luncheons, Christmas shopping at our annual holiday bazaar where we bring vendors from all over Korea, or enjoying a night out at our fabulous Mardi Gras event, we are happy to have you. By joining the United Club you will always find a supportive network of spouses who are having fun and giving back to our community.

Website: <https://www.humphreysunitedspouses.com/>

Facebook: Camp Humphreys United Spouses and Civilians Club

VFW

The VFW post 10223 is located in the "ville" or area outside of the walk in gate. They meet on the second saturday of the month at noon.

Location: 28 Anjeong-ro 21 beon-gil, Paengseong-eup Pyeongtaek, Gyeonggi-do

Phone: 031-691-1867

Email: info@vfw10223.org

CG's Mess

Currently under progress and is expected to be open in the fall near the medical clinic.

Knights of Columbus

A fraternal Catholic society that strives to assist members and their families with financial aid, and offers assistance to members who are sick, disabled, and those in need. For additional information please see their website listed below.

Website: www.kofc.org/un/en/todays-knights/about-us.html

Activities for Children and Clubs for Children

There are many recreational activities on USAG for children, the school age center (SAC) can help children get involved with after school activities including 4-H clubs, boys and girls club of America and fitness programs. The SAC also provides a full day summer camp program from June-August.

Children in 6th through the 12th grade or 11-18 years old can utilize the middle school and teen center (MST). THE MST is affiliated with the Boys and Girls Club of America and 4-H organizations.

Youth and sports fitness provides opportunities for children and youth to be engaged in physical activities that are fun and engaging.

Clubs

Boy Scouts

There is an active boy scout troop at USAG Humphreys. You can find more information on their website listed below.

Website: <http://www.scoutlander.com/publicsite/unithome.aspx?UID=12805>

Girl Scouts

There is an active girl scout troop at USAG Humphreys. Get started on YOUR Girl Scout Journey!

Email: HumphreysGSPathways@gmail.com

Facebook: "Humphreys GS Pathways Troop #01" * Send a personal message

Tip: For additional information regarding activities for children and contact information please see the support services section of this chapter.

Shopping

Shopping in Korea can be a lot of fun, if you are informed and ready for shopping experiences that are different from what you might be used to. This section provides some basic information on sizing, customs, types of products to search for, and an overview of some of the major shopping areas.

General Information

Online Shopping and Shipping

Many people who have never bought a single item on the Internet find themselves die-hard Internet shoppers after moving to Korea as Western goods are more expensive on the economy. Many internet sites will ship to APO addresses but you may need a Virtual Private Network (VPN) to order from them. We could not possibly list them all, but here is a list of a few popular online retailers that will ship to an APO/FPO:

www.shopmyexchange.com (online PX/BX)

<http://www.mynavyexchange.com> (online NEX)

<http://www.amazon.com> (everything)

<http://www.macys.com> (clothing and home items)

<http://www.jcpenney.com> (clothing and home items)

www.kohls.com (Clothing and more)

www.lanebryant.com (Plus-sized clothing)

www.target.com (clothing and home items)

<http://oldnavy.gap.com> (clothing)

<http://www.torrid.com/torrid/Homepage.jsp> (plus-sized clothing)

www.childrensplace.com (children's clothing)

www.gymboree.com (children's clothing)

<http://www.zappos.com> (shoes)

<http://www.toysrus.com> (toys, games, and baby supplies)

<http://www.partycity.com> (party supplies)

<http://www.iherb.com> (vitamins, supplements, and natural health products)

<http://www.vitacost.com> (discounted organic food & natural health care items)

<http://www.drugstore.com> (health and beauty supplies)

<http://sallybeauty.com> (health and beauty supplies)

- Search for online coupons and discounted shipping codes when ordering.

- Plan ahead during the busy holiday mailing season. Be sure to check which shipping method a company intends on using to ship the goods to you. The quickest, easiest, and most convenient way for APO/FPO shipments is USPS Priority Mail. This usually takes one to two weeks, versus six to eight weeks by standard methods.
- For those items that cannot be shipped to an APO/FPO address, there are companies who specialize in forwarding packages to APO/FPO addresses. They provide you with a stateside shipping address and then charge shipping and handling to forward it on to your APO address. Consider visiting www.apobox.com or www.shipitapo.com.
- Most online vendors will not ship large items to APO addresses. If they do, the shipping costs can be more than the actual item purchased.

Gmarket

Gmarket is a Korean online auction and shopping mall website, where people from all around the world buy and sell goods and services. Website: <http://mg.gmarket.co.kr/>

On- Post Shopping Tips

The best way to find out which retail services are available is to search AAFES and the installation you are interested in.

Automobiles

Military Auto Source in Korea sells Chrysler, Jeep, Dodge, Ram, Ford, Harley Davidson, and Lincoln. Military Auto Source stores are also located in Camp Casey, Camp Red Cloud, Yongsan, Osan Air Base, Kusan Air Base, and Camp Walker
Location: PX Mall Building 5700

Car Rental

National Car Rental (Humphreys),
Location: One-Stop, Building 6400
Phone: 01024504899
24hr Service number: 010-9819-8386
Hours: Mon-Sun: 0900-2000

Gold Tower Car Rental (Yongsan)

Location: Bus Terminal, Building S-2259
DSN: 723.7898

Hours: Daily 1000-1800

Gold Tower Rent A Car (Camp Walker)

Location: S-310, Exchange
Phone: 05033643634
Hours: Mon-Fri: 1000-1900, Sat-Sun:1000-1800

Gold Tower Rent a Car (Camp Casey)

Location: Bldg. S-3007
DSN: 730-4996
Hours: Mon-Fri: 1000-1930, Sat-Sun: 1000-1830

Baby And Maternity

- PX and Furniture Store carry most baby items, but choice is limited. If you want a particular stroller, baby jogger, or high chair, purchase it prior to departing the US and ship it in your household shipment.
- Baby furniture items, such as cribs, mattresses, changing tables, and rocking chairs, are not supplied by the Housing Management Office and can be expensive to purchase in Korea.
- Infant and toddler clothing stocks in the PX may be quickly depleted.
- Newborn clothing can be found at large chain stores like emart but the styles and colors are very different from typical American styles .
- The PX has a selection of maternity clothing but items may sell out quickly.
- Doota Mall -You will find a selection of maternity clothes on the 6th floor with the baby clothes. There are individual vendors so be sure to go around the floor to compare prices. They are located near the Dongdaemun subway station (Subway Line 4, Exit 8)
- Ordering through US websites is another way to get maternity clothes.
- Some maternity clothing may also be available second hand through the local facebook buy and sell pages.
- The Painted Door Thrift Shop (Humphreys), The Second Hand Rose Thrift Shop (Yongsan), Casey's Closet (Camp Red Cloud), Osan Thrift Shop (Osan AB) and Apple Tree Gift and Thrift (Daegu/Camp Walker) often have gently used maternity clothes and baby items in stock.

All About Hair

- Prices vary so ask for pricing beforehand, each service provided

(e.g., shampooing, blow drying, etc.) may be a separate charge.

- If you use special hair care products, check the online websites to see if your product can be ordered and shipped to your APO.
- If your favorite products are not available for order, bring a supply of those products with you. Some products can be purchased off post, but they can be hard to find and expensive.
- Korean made products may not work as well or may be more harsh than products due to the different hair texture within the culture and FDA standards for products made in the U.S.
- Many find the water here harsh on skin and hair. Additionally, soaps, shampoos and conditioners may or may not provide the same results as in the states.
- Consider purchasing water filtration devices that can be installed on shower heads

Bicycles

- If you don't want to ship or buy a car, or if you are prohibited from owning a car in Korea, consider a bike.
- You can ship bikes with household goods or buy one on-post.
- The AAFES selection of bike accessories is limited. Consider bringing some of your own specialty items (i.e. fenders, waterproof bike wear, head lights, tail lights etc...).
- When riding on-post everyone is required to wear a helmet and reflective vest at all times of the day or night. The bike must be equipped with a front headlight that shines 50 feet, and red rear light.
- All bicycles must be registered on post at DBIDs.
- Riding on-post is generally quite safe. Riding off-post, one must exercise extreme caution.

Note: Please see the transportation section in this chapter for additional information regarding registering bicycles and rules of the road.

Carpets And Rugs

- The floors in most government quarters are linoleum/wood over concrete.
- Off post apartments generally have heated floors.
- Online stores will not ship rugs or rugs pads OCONUS.
- Bring any desired rugs (including runners) with you in your household goods as choices are limited in Korea and can be expensive.

Good color choices are hard to come by locally, particularly neutral colors.

- Check with departing personnel as they may have purchased Korean carpets or rugs locally and be willing to sell them.
- Check Thrift Stores
- AAFES carries some area rugs, carpeting, and padding at a variety of prices and sizes up to 12'x15'. Ask at the PX about ordering rugs for delivery to the local store from the online catalog.
- Carpet vendors move from installation to installation to set up displays and sell various sizes of decorative rugs.
-

Holiday Decorating

Christmas/Easter

- Bring essential holiday items in HHG shipment.
- Holiday items (including artificial trees) are available at the PX on post.
- The thrift shops usually have a selection of holiday decorations at very reasonable prices.
- Live trees may be found on the larger installations, however, many will find the trees expensive. Greenery/Trimmings are not sold.
- Both live and artificial trees (numerous colors and styles) are available on the economy, though they are more expensive than those available on post.
- Christmas tree stands are in short supply, so bring a stand in your household goods shipment if you plan to purchase a live tree.
- Disposing of live trees is difficult if you live off post and trash is not authorized to be brought on post to be put in dumpsters.

Hanukkah/Passover

- Bring essential holiday items in HHG shipment.
- AAFES did not offer any items in the past and nothing can be found off post.

Commissary

- Commissary website: Website: www.commissaries.com
- All patrons age 10 and over must present a valid military ID and ration card to enter the store (visitors are not allowed to enter).
- There are monthly limits on commissary purchases in total dollars. Accompanied personnel are allowed a greater amount. There are

also per day purchase limits placed on certain items (shelf limits). See the ration section of this chapter for additional information.

- Commissary hours vary depending on the post you are assigned to.
- All commissaries will have modified hours for American and Korean holidays.
- Coupons are allowed at the commissary, as well as at the PX. Regular manufacturer, online printable, and commissary coupons may be used for up to six months after the printed expiration date while stationed overseas. You can also load coupons onto the free Commissary Rewards Card on the Commissary website. ACS will have coupons available for coupons swappers.

Useful couponing websites:

- <http://www.coupons.com> (printable coupons)
- <http://smartsources.com> (printable coupons)
- <http://militarycoupons.com> (printable coupons)
- <https://www.checkout51.com> (earn money back from purchases you have made)
- <https://ibotta.com> (earn money back from purchases you have made)
- <https://www.facebook.com/ExpiredCouponsforOverseasMilitary> (have coupons mailed to you)

USAG Humphreys Commissary

Location: Building:

Hours: Saturday-Thursday 10:00am-7:00pm Friday 10:00am-8:00pm

Early Bird Hours: Monday-Friday 9:00am-10:00am

Tailors & Seamstresses

- Selecting a good tailor by word of mouth is helpful. Most people who have lived in the area for a few years have a favorite tailor, so when you see a person wearing a custom suit or uniform that you like, ask him or her who made it.
- After you select a tailor, make sure you select a fabric that will be compatible with the style of garment you have chosen. Be sure to review all of the details of the garment (type of lapel, pocket flaps, cuffs, etc.) with the tailor so you will be pleased with the final product.
- Do not accept unsatisfactory workmanship and do not pay for the garment in full until it is completed to your satisfaction.
- Outside of Osan and Humphreys custom items can cost 25% less

than in Seoul and will often see even bigger savings if you order more than one item (e.g., a gown and custom suit, a custom suit and jacket, etc.).

Custom-Made Uniforms

- Many military personnel have found that custom uniforms can be made very reasonably by off post tailors.
- Get recommendations from individuals of similar size and visit many off-post tailors to get quotes prior to purchasing a custom uniforms.
- Quality- pricing may differ greatly verify use of authorized materials
- The Military Clothing Sales Store (MCSS) carries fabrics and buttons authorized for Army uniforms only. The selection of Air Force, Marine, and Navy uniform items is limited at USAG Humphreys and some items have to be ordered from Osan or the US, so plan ahead.
- For clothing services off post, you may need to purchase your own fabric. After the tailor has taken all the necessary measurements, ask how much fabric he will need to make the uniform. A man's jacket normally takes about 2½ yards and the pants require about 1½ yards. Check at Military Clothing Sales and Service to make sure you have all the necessary trim and measurements for its placement.
- Women's uniforms are more difficult to make than men's and is more expensive, so ask to see samples and prices before committing to the garment.

Furniture Delivery Service

- Many vendors/stores will deliver items purchased off post.
- Understand delivery prices as some only deliver to your door but not into your home.
- Most off-post vendors do not have access to post and will require you to escort to on post housing. When coordinating for this delivery make sure you understand the requirements for the person entering the installation based on the current threat level. At a minimum all delivery persons will be required to show a photo identification (many Koreans do not carry this) as well as registration documents for the vehicle. If the delivery person is turned away at the gate you may be charged additional money for an additional delivery or the vendor may not deliver beyond the commercial gate entrance.

AAFES Concessionnaires

- Local vendors sell many items including art, blankets, lacquer-ware, clothing, embroidery, furniture, jewelry, pottery, leather goods, and clothing.
- Some vendors travel between installations and may only be at one location for a month.
- If you are interested in items get a business card from the vendor, find out their schedule for locations or determine the location of their shop off post.
- At most installations there is also a dry-cleaner, portrait studio, and optical shop.

Gasoline

AAFES Gas Station prices are considerably cheaper than prices found on the Korean economy. Identification cards are required for access to pump gas. AAFES gas stations are either located in conjunction with a shoppette or have a kiosk that offers drinks, quick snacks, oil, and wiper fluid.

USAG Humphreys

Location: Bldg T-205

Hours: Mon-Fri: 0700-2000,

Sat: 0800-2000, Sun: 0900-2000

USAG Yongsan

Location: Building 4723

Hours: Mon-Fri: 0700 -1900,

Sat: 0800-1900, Sun: 0900-1800

Camp Casey

Location: Bldg. S-1068

Hours: Mon-Sat: 0800-1900,

Sun: 1000-1800

Osan

Location: Bldg 511

Location: Mon-Sun: 0800-1900

Camp Red Cloud

Location: Bldg. T-42

Hours: Mon-Sun: 1000-1800

Camp Walker (Daegu)

Location: Bldg. S-217

Hours: Mon-Fri: 0700-2000,

Sat-Sun: 0900-1700

- Purchasing fuel on the economy requires you to know the proper grade for your vehicle and that the attendants select the proper gasoline.
- For pricing, Korean gas is measured and priced in liters, and may be more expensive.
- Make sure you have enough Korean won with you before stopping for gas on the economy.

Auto Parts & Servicing

- Generally speaking, parts for non-Korean cars are expensive. A good mechanic will tell you to order parts from US and they will put them on for you to save hundreds of dollars.
- All installations have auto craft shop, types of service depends installation.

Online companies that will ship automotive parts and supplies.

- www.amazon.com
- www.rockauto.com
- www.walmart.com

Gas Grills And Propane

- Propane tanks cannot be shipped with your household goods.
- The PXs sell gas and charcoal grills. The stores have a decent supply during summer months.
- Propane tanks can be bought or exchanged either through the PX or Shoppette depending on your installation.
- There are off-post filling stations near some installations. Cost and quality varies.
- Larger grills and smokers can be rented through MWR Outdoor Recreation.
- Grills are not authorized on the balconies when living in apartment complexes. On-post housing has designated grilling areas with outdoor propane lockers/storage areas
- Most picnic areas near the various housing complexes on and off post have charcoal grills for public use.

Laundry and Dry Cleaning

Humphreys

The Cleaners

Location: Bldg (6803 Troop Express Mall)

Phone: 821022002003

Hours: Mon-Sun 9:00am-7:00pm

Launderette

Location: Bldg 1406 (across from the walk through gate)

Hours: Mon - Fri: 10:00am - 6:00pm and Sat and Sun: Closed.

Yongsan

AAFES Launderette

Location: South Post, Building 4220

DSN: 738.5449

Hours: Open 24 hours

The Cleaners

Location: Building 1094

Hours: Mon-Fri., 10:00-7:00pm, Sat: 10:00am-4:00pm, Sunday, Closed

Laundry/Dry Cleaning

Location: South Post

DSN: 738.4441

Hours: Mon-Fri 0730-1800, Sat: 9:00am-3:00pm, Sun., Closed

Camp Walker

The Cleaners

Location: Bldg S-371 (Mini Mall)

Phone: 05033645101, Mon-Fri: 10:30am-7:00pm, Sat-Sun: 10:30pm-6:00pm

Launderette

Location: Bldg. S-318

Phone: 05033645039

Hours: Daily 24 Hours

Camp Casey

Alteration/LDC/Souvenir

Location: Bldg. S-1950

Hours: Tue-Fri: 10:00-6:00pm Sat-Sun: 10:00am-5:00pm, Mon: Closed

Camp Red Cloud

Laundry/Alterations

Location: Bldg. T-242

Phone: 031-878-5775

Hours: Mon-Fri: 10:00-6:00pm, Sat: 10:00-3:00pm, Sun: Closed

Thrift Stores

Thrift stores are not as popular in Korea as they are in the US. Most installations have thrift stores for military and family members.

USAG Humphreys

Painted Door Thrift Shop (Also offers consignment options)

Location: Bldg 550

Hours: Tues and first Sat of the month 1000-1400, Wed & Thurs 1200-1800.

USAG Yongsan

Second Hand Rose Thrift Shop

Location: Bldg 4222 (near theater)

Hours: Mon & Wed 10:00am-3:00pm

Osan

Osan Thrift Shop

Location: behind Commissary

Hours: Mon & Thurs 1pm to 7:00pm, Tues & Wed 10:00am-2:00pm

Daegu/Camp Walker

Apple Tree Gift and Thrift

Hours: Tues & Wed 10:00am-2:00pm, Thurs 2:00pm-6:00pm

1st Sat - 12:00pm-3:00pm.

Off-post options (little to no English spoken)

The Salvation Army Store

Location: many locations throughout Korea, popular for expats

Beautiful Store

The beautiful store is the closest equivalent to goodwill. You will need to bring your own bags to bag your purchases.

Location: There are many locations near Seoul.

Vin Prime

Vin Prime is a 2nd hand, vintage and designer.

Locations: These stores are often located near train and bus stations

Tips Before Shopping Locally

Shopping in Korea can be slightly overwhelming at first, but with time and practice you will become a pro in no time!

When shopping, keep these simple guidelines in mind:

- Check out <http://www.korea4expats.com>.
- Checkout <http://www.pyeongtaek.go.kr/tourEn/main.do>
- Checkout <http://www.korea-hotels.net/daegu/shopping.htm>
- There are thousands of stores and vendors in Korea. Check out some of the websites and Facebook pages listed in the Resources section, and read the recommendations of others.
- Do not let aggressive merchants push you to buy something you do not want.
- Street and marketing shopping is a feast for the senses. If you see something you like, buy it; it might not be there the next time you visit that area. Also, be sure that you want an item. It is challenging to try to return something purchased from an open market or street vendor.
- If you are shopping for Korean-made items, be sure to check to see that the items are actually made in Korea. Many items, especially those that seem to be very good bargains, are often imported.
- Explore! The small, local markets and street vendors carry items you cannot find on post. Wandering through the large shopping malls and department stores can be a full day outing for you and your family.
- It is customary in the Korean culture to give a business card to a new acquaintance. You may want to bring some cards with you from the US with your name, email, and new APO address. Have the information printed in English on one side and Hangul on the other. If you have cards made in Korea, use a reputable printer or you might find yourself having the cards reprinted. It helps to type the information to give to the printer. There are several vendors on post and off post.
- Korean clothing and shoes tend to run smaller than western items. General guidelines according to many Korean vendors is Korean

Large is US Small. It is important to understand that even knowing the analogous US size does not guarantee fit, as items are often not as roomy. It is recommended that you take actual measurements with you when shopping.

- Always negotiate at smaller stores and markets. Be comfortable with going back and forth with the merchant before agreeing on a price. Merchants can be very dramatic about negotiating, but do not let that deter you. The only places you cannot negotiate are box stores (e.g., Costco).
- If possible, browse on your first pass through a market and then return on the second pass to buy.
- Prior to shopping in the markets and street vendors, browse the items and prices at chain stores like Daiso, Lotte Mart, and E-Mart. This will give you a general idea of prices.
- Check the US Postal and Customs regulations prior to buying a large number of items to send to the US. The US Customs Office is cracking down on illegal exports. Learn about items that are illegal to send bring stateside as well.
- You can buy just about anything if you know where to get it. Stiffer regulations from the Korean government have decreased the counterfeit label distributors drastically in the markets. So prices are not as inexpensive as others have told you.
- Do your homework to determine if you are getting a good deal.
- Always know the exchange rate between dollars and won before you shop. You may be able to get a better deal using one currency over the other, depending on current economic conditions.
- Be aware that if you pay by credit card, the currency exchange rate is in the seller's favor. If you use a credit card, never pay a service charge to the merchant for using the card. If the merchant insists on the service charge and you absolutely have to have the item, make the merchant write the charge separately on your receipt. This is an illegal practice and most merchants will back off if you stand your ground. Keep your credit card receipts and ensure the charge that shows up on your bill matches the receipt.
- Many businesses will offer a cash discount if you pay in won. Ask for the discount as most businesses are not going to offer this on their own.
- Many US banks charge service fees for use of their cards overseas. It's generally easier (and cheaper) to shop with cash, whether in dollars or won. Contact your bank for more information on this practice.

- Outside of Korean department stores, many Korean stores do not have dressing rooms. Be prepared to slip things on over your clothes or change in a makeshift dressing that consists of a curtain that has been hung for your privacy. Many stores and vendors do not allow you to try garments on
- If you find an item you like but are not prepared to buy at that time, ask the merchant for a business card so you can find the store again; keep in mind the item may not be available later. When you see something you want and have done the research to know the price is right, buy it! This is even true for stores on post. Seasonal items are generally put out ahead of what you expect in the US and sometimes sell out.
- If you really like the items and prices at a particular store, ask for extra business cards to refer your friends. Many times merchants will give discounts for your word-of-mouth referrals.
- Shopping bags are not free at grocery and some department stores, but for a few cents you can buy bags for what you need. It is best to come prepared with some sturdy bags or wagon if you plan to make many purchases. Many stores offer an area to box your own purchases at no cost.
- New stores open all the time and some old favorites may move or go out of business, so ask your neighbors, colleagues, and friends to recommend shops that cater to your interests.
- With the exception of some food and flower markets, most stores do not open before 10:00 am. Many markets are closed on a particular weekday and large box stores are closed certain days of the month so check before you go. The last week of July and the first week of August is traditionally vacation time for the Koreans; be prepared for the markets to close for a few days or even a week. This also occurs during Chuseok (Korean Thanksgiving holiday) and the Lunar New Year holiday.

What To Buy Locally

Antiques

- Before you buy, spend a lot of time looking and comparing items and prices.
- Visit a variety of shops over a period of several weeks and ask questions. Reputable dealers will tell you if a piece has been repaired, the material used, its origin, and age. When looking at antique pieces,

look for bamboo nails, tongue-in-groove joints, cutout or etched fittings, and locks.

- Upon purchase, ask the shop owner for a certificate of authenticity that will describe the piece, list the materials used to make it, detail its usage, and measurements.
- Keep your receipt, the certificate, and a picture of your antique in case of damage or loss.
- National Treasures may not be removed from the country. In most cases, they would be entirely too expensive to purchase. For more information, call the Office of Cultural Affairs, Seoul City Hall at 02.731.6188.

Arts/Crafts/Quilting

- Most Korean quilts are sewn by machine and made of washable fabrics.
- If sewn by hand from ornate silks and satin fabrics, but these are usually not washable and more for decoration than everyday use.
- Quilts can be made to order; prices vary widely so shop around for the best prices, quality of fabric, and workmanship.
- Dream Depo is a chain store that has a broad range of art, craft, stationery and architectural supplies available. Search for locations using Waze
- Happy Quilt has an amazing fabric selection including top quality cotton and seasonal fabrics as well as thread, zippers, and other items needed for sewing and quilting. Locations: B-5215, 5216 inside Dongdaemun Fabric Market
- Arts and Crafts shops on the installation may be able to special order items for you.
- Dongdaemun Market is the best place to purchase fabric, sewing notions and quilts. You will be amazed at the sheer volume of fabrics available. Fabric can be bought by the yard or by the bolt along with a huge selection of notions: tassels, thread, zippers, and really anything else you can imagine.

Clothing

- Koreans are increasingly fashion-conscious, and many new cutting-edge and trendy designers are emerging. If you are a fashionista, Korea is a great place to shop!
- Women wearing Large, X-Large, and plus-size will have a difficult time finding clothing that fits in Korea; there are some specialty

shops that sell imported plus-size women's clothing; however the sizing is reflective of the country of origin.

- There are some sizing differences that you should note.
- Shirt sizes are often in centimeters. If given S, M, L, XL options, know that a Korean M is often equivalent to American XS or S.
- Pants are often sized by the waist measurement in centimeters or occasionally inches and are often 'skinny' or 'slim' cuts.
- Shoe sizes can be difficult since some shoes have Korean sizing and some have European. Shoes are measured in millimeters.
- Shoes sizes above US size 8 or wide options are very limited off post.

Flowers and Plants

- Flower markets and nurseries are a great place to get flowers and plants for a low cost.
- Flower markets usually close around lunch time so be sure to go early.
- Framing
- Many people choose to have artwork framed in Korea due to the relatively low cost.
- Plastic frames are widespread so if you are offered an unbelievably low price on the framing, check for plastic.
- The MWR Arts and Craft Centers of every post offer custom matting and framing services for a reasonable fee, or you can do your own framing.

Ginseng

- Ginseng is Korea's traditional medicinal herb. This herb, known as the "miraculous medicine" or "Koryo Ginseng," is believed to calm the mind and strengthen the body.
- There are many ginseng products including the root, tea, canned drinks, and even candy.
- It is an acquired taste, so it is advisable to taste test before you purchase.
- Ginseng products can be costly.

Hanbok

- The hanbok is the traditional Korean attire.
- Hanboks can be very elaborate depending upon the fabric and hand-work involved.

- It is still worn on official occasions and holidays such as Chuseok, weddings, and other special family gatherings.
- It is not uncommon for American spouses to have one made for attending formal affairs instead of gowns.
- Locations: Itaewon; Dongdaemun Market, in the five-story white building (Subway Line 4, Station 421, Exit 9); Namdaemun Market, Building C, 3rd floor (Subway Line 4, Station 425, Exit 5); and on Osan Air Base. There are many other shops that sell ready-made hanbok, so shop around.

Jewelry

- Like most of Asia, Korea seems to abound with jewelry.
- Deal with a reputable merchant if you plan on purchasing precious stones and metals.
- Know which countries specialize in what type of precious stones in order to get the best price.
- Korea's special stones are amethyst and topaz. True Korean amethyst has become very expensive, so you will find many shops sell the cheaper Brazilian amethyst.
- Korean jade supply was mined out several years ago; consequently, most of the jade you see comes from other Southeast Asian countries. Merchants can, and do, make high-quality synthetic stones.
- Always comparison shop before you purchase. The PX carries a variety of jewelry from different parts of Asia; check out their selection and prices. They always stand behind the products they sell and you may wish to eliminate any doubt when purchasing a high dollar item like fine jewelry.
- When purchasing expensive jewelry, ask for certificates of authenticity and carefully inspect all merchandise. Certificates of authenticity are required even from the PX as they are needed for insurance purposes.

Musical Instruments

- Nakwon Musical Instrument Arcade is located behind Tapgol Park (Pagoda Park) near Insadong in Seoul. This large indoor market has the widest variety and best selection of musical instruments, from piccolos to pianos.
- How to get there: Seoul Subway-Jongno 3(sam)-ga Station (Lines 1, 3, 5, exit 5)

Pottery

Celadon

- Unique Korean art form has evolved into some of the most beautiful ceramics available anywhere in the Orient.
- Pottery can be purchased at pottery villages, markets, or festivals. Yeosu Pottery Village is one of the most famous.
- The United Spouses Club usually offers a yearly bus trip to the pottery village.

Kimchi Pots

- Pots are sold just about everywhere.
- You will pay more money the closer you are to larger cities where tourists are more likely to shop
- Do not rush to make a purchase, as you will probably find a similar item possibly at a discounted price.
- Prices range from 5,000 won for small pots to 150,000 for very large ones. Decorative pots can also be found at the numerous pottery shops.
- Spouse's Clubs typically plan trips to the villages.
- Out Door Recreation may plan trips during festivals
- Yeosu Pottery Village This village is the place to go to purchase the blue and white dishes and various pottery (including celadon) at reduced prices. The shops in Seoul purchase their wares from villages such as Yeosu and then mark-up the price. This village also sells kimchi pots.
- Eden Pottery is in Itaewon (outside of Yongsan) across the street from McDonald's and up a little way, beneath the ABC Mart. Look for their sign because it is in a basement and just has the staircase leading down. While this shop is a little more expensive than the souvenir shops around it, the quality of the pieces surpasses others and boasts more choices. The shop owner speaks English and will tell you the background of pieces if asked.
- Koryo Art Ceramics is in Itaewon (outside of Yongsan) on the right side of the main strip, past the first alley. Look for stairs leading down; the store is tucked back from the sidewalk at the top of the stairs. This little shop is filled to the brim and spills out onto the sidewalk. The salesperson speaks English and is happy to explain the symbolism behind the items. Website: www.koryoceramics.co.kr

Leather

- There are many good bargains to be found for luggage, jackets, handbags or shoes
- If you cannot tell the difference between cow, lamb, or pigskin, shop with someone who can!
- Quality lambskin is the most expensive and you certainly do not want to pay for lamb and end up with treated cow; this also applies for fleece linings.
- If you are placing an order, never pay for the entire garment in advance. Make the smallest down payment possible since the merchant will be much more interested in seeing that the final product meets your specifications and completed in a timely manner.
- Do not accept a garment until you are happy with it, but it is not the merchant's fault if you picked a style that is unbecoming to you. Know what looks best on you before placing a customized order, or you could end up forfeiting your deposit. In most cases, you will have to purchase the item since large sizes will be difficult for the tailor to sell.

Local Markets

- 3-8 Market (Humphreys) this market happens on every day that ends in a 3 or an 8 and is located just down the street from the walk in gate. This is a great place to get fresh local fruit and vegetables. You can also find some tasty treats and unique items while browsing.
- Tongbok Market This market opens on everyday that ends in a 0 or 5 and is located in Pyeongtaek near AK Plaza, if you take the number 20 bus to AK plaza the stop before AK Plaza is the market. This market has a very wide selection of items including fruit, vegetables, food, fish, luggage, clothing, and much more!
- 4-9 Market (Osan) this market is located outside of the Osan walk in gate and happens on days that end in 4 or 9. This is a great place to get local fruits, vegetables, and unique items. This market has more vendors than 3-8 market.
- Anjeong-ri Rodeo Street (outside USAG-Humphreys walk-out gate)
- Features a cluster of restaurants and clothes and souvenir shops for U.S. military personnel and Korean and foreign tourists.
- It looks like a small Itaewon in Seoul, evoking an exotic ambience.
- The street features Mato Festival, a multinational culture and arts festival, four times a year, alongside an arts market, experiential

events, and performances.

- Sinjang-dong Shopping Mall (outside of Osan AB)
- Clustered here are shopping and entertainment establishments for domestic and foreign tourists. Designated as an exclusive walkway from the K-55 base to the railroad, this area allows visitors to enjoy shopping and holidays. In May-June each year, a memorial event for the designation of the Songtan Tourist Special Zone is held.

Other Markets

Dongdaemun (East Gate Market)

- The largest of the shopping markets in Seoul and possibly the most popular with both Korean and foreign shoppers
- Dongdaemun is famous for a variety of wares including fabric, sweaters, lingerie, shoes, sports equipment, clothing, Korean bedding, jackets, leather items, handbags, jewelry, toys, and much more.
- It is located in the eastern sector of the Seoul and is easily reached by taking the subway. The market is well marked on almost all Seoul roadmaps. Public Transportation: Dongdaemun (Subway Line 4, Station 421, Exit 8 or 9).
- Drive using waze and park in the FED compound (free to all ID card holders and roughly three blocks away).

Banpo (Express Bus Terminal)

- Several floors of restaurants and interesting, inexpensive shops
- There are fresh flower markets in the basement and third floor along with a huge artificial flower market with home goods on the third floor.
- Christmas and other holiday items are available seasonally.
- Just south of the Han River. This bus terminal is the hub of all long-distance bus traffic in the Republic of Korea. It is busy on a normal day and jammed on Korean holidays
- How to get there when in Seoul
- Public Transportation: Subway: Express Bus Terminal Station (Subway Line 3 or 7, Exit 1),
- Bus: exit Gate 6 (Commissary Gate on Yongsan) and take a right; walk to the stop light and cross the street to the bus stop. Take bus 143 and get off at the second stop after you cross the river. For the return journey, make sure you are on the opposite side of the street and again take bus 143. Once the bus has crossed the

bridge, get off at the first stop (Hangang Middle School) which is close to Gate 6.

Insadong

- In downtown Seoul between the US Embassy and Pagoda Park.
- Many tea shops and restaurants to be found down some of the interesting side streets around this shopping area.
- On Sunday afternoons, the streets are closed to vehicle traffic and shopkeepers set up their wares in the street, along with various entertainers and artists.

Ssamziegil

- The cultural space is a mall on six floors, housing 70 shops that are all connected by a long spiral path that leads to the Sky Park on the top floor, offering views of the streets below.
- This mall is located on the left, down toward the middle of the long main street in Insadong.
- Public Transportation: Anguk Station (Line 3, Station 328, exit 6) and walk about 50 feet straight ahead, then turn left.

Janghanpyeong and Dapsimni Antique Art Markets

- Flea markets interspersed with fine antiques and a few nice shops with an array of traditional goods
- Many furniture retailers purchase wholesale from this market.
- Just a short walk away you'll find another nearby antique market area known as Dapsimni. This market offers three large buildings of treasures waiting to be explored. The buildings (2-dong, 5-dong, and 6-dong) are fairly easy to spot since the signs are in English as well as Korean.
- English is not spoken by many of the shopkeepers so negotiating can be challenging.
- Public Transportation using Seoul Subway: Janghanpyeong Antique Art Market, Between Dapsimni (Subway Line 5, Station 542, exit 4) and Janghanpyeong (Line 5, Station 543) For Dapsimni Antique Art Market, Dapsimni Station (Subway Line 5, Station 542, exit 2)

Namdaemun (South Gate Market)

- Unique cornucopia of clothing, jewelry, dishes, appliances, folk art, flowers, gift bags, stationery items, and foods.
- Major manufacturers' outlet opening very early at 2:00 am and not

closing until 6:00 pm.

- Has a large wholesale flower market, but go early since that section closes around 1:00 pm.
- Good place to buy children's clothing, with many buildings selling nothing but children's clothes and shoes.
- The Alpha Store is located on Stationery Alley and has a great variety of crafts, art supplies, and office needs.
- Free shopping guide books filled with market information, detailed maps, and building numbers are available at information booths located along the market's main arteries.
- Parking is available in the underground lot at the Hilton Hotel; fees can be high if you spend more than a couple of hours.
- How to get there:
- Seoul Subway - Hoehyeon Station (Subway Line 4, Station 425, Exit 5).
- Bus 143, 149 (outside Gates 14 or 16 on Yongsan) and bus 401 (outside Gate 3 on Yongsan).
- To walk from Yongsan, exit post at Gate 19 (Camp Coiner) and take a left out of the gate. Walk up the hill to the Hilton Hotel and then down to the market. It is located just down the hill from the Hilton Hotel and across from Seoul Station.

Noryangjin Fish Market

- This is Seoul's largest fish market.
- Run by the Department of Agriculture, Forestry, and Fisheries, and houses over 700 shops selling seafood from 15 fishing ports around Korea.
- Includes numerous restaurants that will cook your purchased fish for you, an auction floor, and an adjacent agricultural section.
- Hours: Daily 3:00 am-9:00 pm, Wholesalers are off on Sundays and holidays
- How to get there: Seoul Subway -Noryangjin Station (Subway Line 1, Exit 2)

Seoul Folk Flea Market (Hwanghak-dong Flea Market)

- This market is located along a few blocks under the Cheonggye elevated road.
- This is Korea's oldest flea market dating all the way back to the Korean War.
- The market has close to 1,000 shops selling hard to find antiques along with second hand goods.

- English is not spoken by many of the shopkeepers so negotiating can be challenging
- Hours: Daily 10:00 am-7:00 pm, Closed the second and fourth Tuesdays of every month.
- How to get there: Seoul Subway - Sinseoldong (Subway Line 1, Exit 9) and walk straight ahead for 100 m

Yongsan Electronics Market

- This market houses enough computers, stereos, cameras, and general electronic gadgets to keep an electronic whiz busy for months, maybe even years.
- Do not just shop in the main building. The entire market consists of more than two dozen buildings and the surrounding streets are packed with vendors selling thousands of electronic gadgets and gizmos.
- It is helpful to have a Korean speaker accompany you to the Electronics Market as most vendors speak little English.
- Compare prices and bargain before you buy.
- This is an important place to remember that a brand label is just that, a label. They can be put on or taken off very easily. Check for quality and performance.
- Most product information is written in Korean and warranties are not valid in the US.
- If you live on post or are planning on taking the products with you upon PCS, ensure all products you buy are dual voltage (110/220).
- How to get there: In Yongsan, an easy walk out of Gate 14 (turn left at the traffic signal and follow the signs). If driving, exit Gate 14, turn left at the light and immediately get in the right lane and make a right turn at the next traffic signal. The lanes are confusing, so pay attention. Go straight ahead taking the underpass in front of you. Turn left at the first traffic signal after the underpass. The market is 300 yards on the left, behind the train station and E-Mart. There is a large parking lot in front of the building.

Shopping Districts

Itaewon

- This area is conveniently located outside Gate 5 (the Gas Station Gate) in Yongsan and across the street.
- It is a good place to venture off-post for your first shopping adventure.

- Many of the vendors speak English and it is not quite as overwhelming as some of the larger markets in Seoul.
- You can find clothing, shoes, travel bags, luggage, leather and eel skin goods, brass, antiques, and reproductions.

Areas In Itaewon

The Underground: The Underground shopping area is a block away from McDonald's and across the alley from "The Bag Man" purse shop. There are many entrances to The Underground.

Boutique Area: Follow the small street that leads to "The Underground." Keep walking until you pass a small tag store on the right hand side. (The tag store will sew your name in Korean on luggage and clothing tags while you wait and also sells hats and ready-made luggage tags.) Once you pass the tag shop, you will see Monica's Custom Tailor shop. Turn right in front of this store. Walk down a narrow, steep alleyway, leading down hill. At the bottom of the hill, there are boutiques lining both sides of the street. Many stores are closed on Tuesdays.

Hamilton Shopping Center: There is a wide variety of stores in this four level shopping center attached to the hotel and often is simply referred to as the "Hamilton" or the "Hamilton Hotel." The lower levels sell watches, jewelry, purses and souvenirs; the top two floors are mostly clothing, purses, and luggage. Have a specific item in mind when shopping the lower levels, as the vendors tend to be a bit aggressive as they pressure you to buy. Take the escalator to the top level where there are also bathrooms. There is also a reputable rug dealer with a nice selection of Persian rugs. He also offers rug cleaning and repair. Some shops take US dollars, but exchange rates can vary from store to store.

Remix: On the right side of the main street toward the middle section of the shopping area, Remix offers a selection of clothing. It is easy to walk by and miss the store.

Shoe and Boot Shop (no name on storefront): This store is located immediately before the Remix clothes shop. Go downstairs to get to the store. It carries a good selection of ladies shoes and boots at reasonable prices.

A-One: On the right side of the main street toward the middle of the shopping area, A-One offers a selection of shoes and boots.

The Morning Calm Antique Furniture Store: This store has a huge selection of Korean antiques and reproductions. The store has very unique pieces of furniture and the owner is willing to make a deal.

Myeongdong

- This is one of the busiest and most fashionable shopping districts in Seoul.
- The narrow streets and alleys contain hundreds of clothing and accessory boutiques, shoe stores, tailors, dressmakers, huge department stores, specialty shops, and the Myeong-dong Cathedral.
- This district stretches for about a mile in any direction from the Myeong-dong Station, so everything is within walking distance.
- The area is popular with teenagers and has many familiar stores such as Gap, Old Navy, H&M, and Forever 21.
- Some of the familiar stores even sell European-sized clothing.
- Myeong-dong claims to sell the biggest ice cream treat in the world at 16 inches high. There are always lines of people waiting to sample this mile high treat even on bitterly cold winter days.
- During the warmer summer evenings, the streets abound with hundreds of shoppers, as the vendors stay open at least until midnight.
- How to get there: Seoul Subway -Myeongdong (Subway Line 4, Exits 7 or 8)

Apgujeong

- This trendy, upscale fashion district, surrounded by many luxury apartments, is located south of the Han River in Gangnam-gu.
- You will find department stores, clothing stores, shoe shops, and boutiques as well as numerous restaurants, cafés, coffee houses, nightclubs, cinemas, theaters, and other entertainment spots. Some stores you will recognize like The Body Shop and L'Occitane.
- How to get there: Seoul Subway - Apgujeong or Sinsa Stations (Subway Line 3, Stations 336 or 337)

Ewha Women's University and Sinchon

- These quaint shopping areas are very close to one another and are fast becoming the new fashionable places to shop.
- With the feel of a small college town, lots of fun little shops, hair

salons, and small restaurants dot the area.

- With many universities adjacent to it, Sinchon has been called the “Street of Youth.” Theaters line the street near Sinchon.
- How to get there: Seoul Subway- Ewha Women’s University (Subway Line 2, Station 241, Exit 2), Sinchon Station (Subway Line 2, Station 240)

Department Stores and Malls

- Entertaining way to learn what products are available here, but it also gives you a glimpse into the Korean way of life.
- Features the finest and most expensive items, the department stores are almost a microcosm of Korean society, with most also containing grocery stores and restaurants.
- Someone is usually available to answer questions in English.

COEX Mall (Seoul)

Everything can be found at this enormous shopping complex. In addition to the endless stores, you will find restaurants, food courts, clubs, an aquarium, and a movie theater. Be prepared for an adventure and huge crowds! There’s a lot to see, so plan to spend the entire day.

- Directions: Seoul Subway - Samseong Station (Subway Line 2, Station 219, Exit 6). The subway exit leads straight into the mall.
- Website: www.coex.co.kr/eng

D-Cube City Department Store

This nine-story indoor shopping mall has lots of great stores including H&M and Uniqlo. There are also two full floors of restaurants. You can find an information cube in English on each floor to help you navigate your way around. There is also a Pororo Theme park on the 4th floor that is popular with young children.

- Directions: Seoul Subway - Sindorim Station (Subway Line 1, Exit 1) and follow the signs for the D-Cube City Department Store which will take you straight to the entrance.
- Website: www.dcubecity.com

Doota Mall

Many of the shops carry European-sized clothing. Ask at the information booth on the ground floor and they will give you a slip of paper with a list of store numbers that sell the larger sizes. There is also a very nice food court on the 7th floor.

- Directions: Across from Dongdaemun Market and directly across from the History and Culture Park, look for another large white building across the street (and stream).

Galleria Department Store

This department store carries a wide variety of luxury-brand lines, and there is a great supermarket in the basement.

- Directions: Seoul Subway -Apgujeong (Subway Line 3, Station 336, Exit 2). Expect a 15-minute walk or take a taxi.

I’Park Mall

This mall houses a Multiplex containing 11 movie screens, a putt-putt golf course, and a skateboard and rollerblade ramp area. There is an open-air stage within the courtyard of the complex where bands and other entertainers perform during the summer months. There are two floors exclusively for restaurants. The Living Digital store carries an assortment of electronics, furniture, and a Korean bookstore. There is also a fashion mall with shoes, clothes and accessories, nail and hair salons, and hobby shops. The opposite end of the mall contains the I’Park Department Store and E-Mart.

- Directions: Walking distance from Yongsan Garrison or take the Seoul subway to Yongsan Station (Subway Line 1, Station 135)
- Website: www.iparkmall.co.kr

Shinsegae/Chungcheong

Shinsegae Department Store is considered a “family-style one-stop multi-shopping cultural space that is huge, many shops on each floor including H&M and American Eagle Outfitters. There is also a 3D movie theater located on the 4th floor. Visit the large Korean food court, located on the basement floor or head to the McDonalds on the street level. HOURS 1030 - 2030

There are also many places to shop in Cheonan including Lotte Mart, Misarang, Galleria and Underground Mall. How to get there:

- Location: 354-1 Sinbu-dong, Dongnam-gu, Cheonan, Chungnam
- Website: www.shinsegae.com/english

Superstores

Costco

- US Costco card as it can be used in Korea, or sign up for a Costco Membership at a lower price while you are in Korea!

- Items are geared toward the Korean shopper, so you will find different merchandise than available in the US, but Costco does carry some Kirkland's brand items.
- How to get there from Humphreys: Search waze for Costco and select the Chonan location for directions.
- For other locations go to Website: www.costco.co.kr (click on English, then 'Locations' for maps and written directions)
- Hours: Sun-Sat 10:00am-10:00pm Closed on the 2nd and 4th Sunday of every month.

E-Mart

- The store has everything from pet grooming items to groceries, and is similar in quality to Walmart stores.
- This chain store has many locations throughout Korea.
- You can purchase many ready-to-eat Korean food items, including already marinated bulgogi and kalbi meat, frozen items like yaki mandu, bread, and fresh fruit and vegetables.
- Search for E-Mart in Waze for directions.

Mega Mart

- This chain store is found throughout Korea.
- The store has furniture, groceries and is similar to K-Mart in the US.
- Location: Cheonan. Search Mega Mart in Waze for directions.

IKEA

- IKEA furniture and home accessories are practical, well designed and affordable.
- Will deliver throughout Korea using third party delivery company. When coordinating on-post delivery make sure you understand the requirements for the person entering the installation based on the current threat level. At a minimum all delivery persons will be required to show a photo identification (many Koreans do not carry this) as well as registration documents for the vehicle. If the delivery person is turned away at the gate you may be charged additional money for an additional delivery.
- Gwangmyeong Store (Southwest of Seoul) Hours: 1000-2200
- Address: 17 Iljing-ro, Soha 2(i)-dong, Gwangmyeong-si, Gyeonggi-do
- Goyang Store (Northwest of Seoul) Hours: 1000-2200
- Address: Gyeonggi-do, Goyang-si, Deokyang-gu, Donae-dong

Home Plus

- Homeplus is the second largest retailer in South Korea, behind E-mart chain. Homeplus operates both hypermarkets and its Super Express store chain, and also provides a home delivery shopping service. Homeplus hypermarket stores typically provide home products, clothing and electronics.
- Open 1000-2400 daily (except 2nd and 4th Sunday)
- Pyeongtaek Location: 274 Hyeonhwa-ri, Anjung-eup, Pyeongtaek, Gyeonggi-do
- Osan Location: Sucheong-dong, Osan, Gyeonggi-do
- Seoul Locations: 10 Locations around Seoul
- Daegu Locations: 10 locations around Daegu

Toys-r-Us

- Although not a department store, many people enjoy taking their children to this familiar store. There are several locations around Seoul and South Korea; however, the most popular is the one near Jamsil Station that is located on the upper level of the Lotte Adventure World Complex.
- How to get there: Seoul Subway Line 4 (Light Blue) from either Gate 13 or 14 (on Yongsan) to Sadang Station. At Sadang Station, transfer to Subway Line 2 (Green). Follow the signs for Subway Line 2 and be sure to go up the stairs at the very end of the station and make a sharp "U" turn to the right, which leads to the platform for Subway Line 2. Take the Subway Line 2 train to Jamsil Station and follow the signs to Exit 3, Lotte Adventure World. Continue walking underground past the information booth. You will see signs leading to the Toys-R-Us Store which is located on the upper levels of the complex.
- You can also search Toys-R-Us in Waze to find a location close to you.

Ration Control

Ration Control and Black Market

The Ration Control Program exists to prevent the transfer of duty-free goods to those not entitled to receive them. Active duty military use their military ID as their Ration Control Card (RCC), but RCCs are required for family members entitled to make AAFES or commissary purchases.

To receive a RCC, you must first be entered into the DBIDS system. The sponsor must accompany all family members to the Ration Control Office with their ID cards. You may show a copy of your sponsor's orders stamped by the Ration Control desk at the PX or commissary to purchase items before obtaining your RCC. RCCs must be presented by all patrons over age 10 when entering duty-free facilities (e.g., Class VI stores, AAFES gas station, PX, and commissary). The RCC and military ID must be presented at the point of sale as well. Consider keeping your receipts for large ticket items in case questions are raised about your buying habits.

Your ration card is monitored using The Command Unique Tracking System (CUTS). This system assists USFK law enforcement agencies in collecting data for inventory control and to curb black marketing. There are monthly limits on commissary purchases in total dollars. Accompanied personnel are allowed a greater amount. There are also per day purchase limits placed on certain items (shelf limits). See the ration section of this chapter for additional information.

You will be given information on the current rules and regulations concerning black marketing during in-processing. Under the Status of Forces Agreement (SOFA), the US is allowed to import certain products duty-free for the commissary and PX services. These products are strictly for the personal use of authorized personnel. Black marketing is the illegal sale of duty-free goods to the Korean economy and can result in severe disciplinary action. Report anyone who is engaged in this practice to the black marketing hotline (DSN: 738-5118 or Email: usarmy.yongsan.usfk.mbx.blackmarket-hotline-for-customs-office@mail.mil).

Many products are considered illegal for gift-giving to Korean Nationals. For questions regarding the sale of controlled items or gifts to personnel not authorized duty-free import privileges, contact the Ration Control Office for information on proper legal procedures. Information is also available from USFK regulations 643-1 and 60-1.

Ration Control Office

Location: Building S-544

Phone: DSN: 753-3012

Ration Limits for the Commissary

- The ration limits are \$800 for individual + \$300 for each additional family member.
- Your ration limits do not include purchases from AAFES.

Note: For the first 90 days in country all individuals are authorized an additional 50% over their ration limits at the Commissary. (Excluding alcohol)

Ration Limits for Liquor

Liquor

- 3 Units for individual (over 21) + 2 units for each additional family member who is over 21.

Note: Liquor is defined to be any beverage that is 20% or more alcohol by volume. Wine does not count against your liquor rations!

Beer

- 6 Cases for individual (over 21) + 2 cases for each additional family member who is over 21.

Commissary Limits		Liquor and Beer Limits		
Family size	Limit	Family Size (Over 21)	Liquor Units	Beer Cases
1	\$800	1	3	6
2	\$1,100	2	5	8
3	\$1,400	3	7	10
4	\$1,700	4	9	12
5	\$2,000	5	11	14

Liquor Units		Beer Cases	
Fifth, quart or liter	1 unit	24 pack of 12 oz. cans or bottles	1 case
1 gallon	4 units	12 pack of 12 oz. cans or bottles	1/2 case
1.5 liter	1.5 units	6 pack of 12 oz. cans or bottles	1/4 case
700-750ml	1 unit	1/2 barrel or 1/2 keg	3.5 cases
1 pint/375 ml	1/2 unit	Note: Liquor and beer limits are monthly and are not cumulative from month to month.	
1 miniature	1/12 unit		

Tip: Check your rations at: <https://pimsk.korea.army.mil>

Dining

The variety of food choices available to you is virtually unlimited. There is a world of cuisine a mouse-click, walk, taxi, or subway ride away. This list is meant to whet your appetite, but by no means should you stop here. Go out! Explore the many interesting restaurants, street vendors, and markets across the city. You'll find seasonal offerings as well as perennial favorites.

On Post Dining

Sentry Mini Mall

Location:

Delivery East of 14th Street:

Anthony's Pizza Phone: 031-690-7718 DSN: 753-7718

Subway: Phone: 070-7597-3993 DSN: 753-7719

Popeye's: Phone: 070-7597-0450 DSN: 753-8675

Call or visit <https://aafesprem.imenu360.com/south-korea.html> to order online

Does not deliver:

Taco Bell Phone: 0503-353-7719 DSN: 753-7719

Baskin Robbins Phone: 0503-353-7719 DSN: 753-7719

Starbucks Coffee Phone: 031-692-9016

Krispy Kreme (No Phone)

Freshens Fresh Food Studio Phone: 010-8244-0410

Burger King

Location: Bldg. S-112 (Across the street from the Sentry Mini Mall)

Phone: 031-690-7720 DSN: 753-7720

No delivery options.

Pizza Hut

Location: Bldg. 1228 Near the parking lot of the Zoekler Express

Phone: 0503-354-8061 or 8071 DSN: 754-8061 or 8071

Delivers East of 14th Street

Call or visit <https://aafesprem.imenu360.com/south-korea.html> to order online

Charley's Philly Steaks:

Location: Bldg. S-2064 (MP Hill Express)

Phone: 0503-353-8490 DSN: 753-8490

No delivery

PX Mall

Location: Bldg. 5700

Delivery West of 14th Street:

Popeye's: Phone: 031-646-2813

Pizza Hut: Phone: 031-646-2812

Manchu Wok: Phone: 031-646-2810

Call or visit <https://aafesprem.imenu360.com/south-korea.html> to order online

Does not deliver:

Arby's: Phone: 031-646-2817

Baskin Robbins: Phone: 031-646-2817

Burger King: Phone: 031-646-2817

Charley's Philly Steaks: Phone: 031-646-2817

Auntie Anne's Pretzels: No Phone

Smoothie King: Phone: 070-7597-2200

Krispy Kreme: Phone: 070-7597-3002

Starbucks Coffee: Phone: 070-7597-0550/0551

Taco Bell: Phone: 031-646-2817

Express Food Court

Location: Bldg. 6803

Starbucks Coffee: Phone: 070-7597-0490

Subway: Phone: 070-7598-2710

Taco Bell: Phone: 070-7598-2710

No delivery

Quiznos

Location: Building 6400 (Onestop)

Hours: Monday-Friday 7:30am-5:00pm Saturday 10:00am-5:00pm

Sunday closed

Crisp Bistro

Location: Old Community Activity Center (Bldg. S-110)

Phone: 0503-353-7447 DSN: 753-7447

Monday-Thursday 8:00am to 7:00pm, Friday 8:00am to 10:00pm, Saturday 11:00am-10:00pm, closed Sunday and US Holidays

Sit Down Dining

The Flightline Restaurant

Location: Bldg. 1431

Phone: 0503-354-3101 DSN: 754-3101

Hours: Monday-Friday 6:30am to 9:00pm, Saturday-Sunday 8:00am to 9:00pm

The Flightline Tap Room

Location: Bldg. 1431

Phone: 0503-354-3101 DSN: 754-3101

Hours: Thursday 5:00 pm to midnight, Friday and Saturday 5:00pm - 2:00am, closed Sunday to Wednesday

First and Ten Restaurant

Location: Bldg. 6807

Phone: 0503-357-1641/0503-357-1643

Hours: Closed Monday and Tuesday, Wednesday-Thursday 5:00 pm to 10:00pm, Friday-Saturday 5:00 pm to Midnight, Sunday and US Holidays 5:00 pm to Midnight.

Original Pancake House

Location: Bus Terminal Bldg. 1780)

Hours: Monday-Sunday 6:30am to 9:00 pm (Last order is taken at 8pm)

Han-ra KATUSA Snack Bar

Location: Bldg. T-1228 - Zoeckler Express

Phone: 031-652-9586

Hours: Monday-Friday 9:00am-11:00pm, Saturday 9:00am-8:00pm, closed Sunday

This is like a Korean cafeteria. KATUSA soldiers can eat here at a reduced rate, hence the name, but all are welcome.

Coming Soon On USAG Humphreys

- Morning Calm Conference Center: Subway & Dunkin Donuts
- NCO Academy: Smoothie King
- USFK/KORCOM HQ: Subway

Eating in the “Ville” and Delivery off base

Off post you will not only find Korean cuisine, but also a melting pot of international flavors. A wonderland of world-class restaurants is just a stone's throw away from post in the area of the “ville” or the shopping area right outside of the pedestrian gate. Almost all of the restaurants in this area will accept Korean won as well as US Debit and Credit cards for payment. If you prefer paying in cash there is an ATM conveniently located on post near the pedestrian gate that dispenses US dollars as well as Korean won, and there are money exchanges right outside of the gate. Restaurants off post may offer delivery for those who live off post depending on how far away from the restaurant you live. Your realtor can provide you with your address off post and can help you with delivery options where you live.

American Restaurants

Juicy Burgers

Phone: 010-5597-6140

JJ's American Diner

Phone: 031-8094-1337

Smoke Town BBQ

Phone: 031-618-9294

Cuban/Caribbean Restaurants

Revolucion

Filipino Restaurants

Alice Filipino Cuisine

Phone: 031-651-9469/010-3611-9469

Indian Restaurants

Arati Northern Indian and Nepalese

Phone: 031-656-2548

Moti Mahal

Phone: 031-657-3358

Italian Restaurants

After Formation Pizza/BHC

Phone: 010-9170-9292

The Big Bite

The Puffin
Phone: 031-658-2965

The Stoop (delivery available)
Phone: 031-653-7720
Website: <https://www.facebook.com/pg/stoop.kr>

Japanese Restaurants

Sushi in Jay
Phone: 031-655-4565

Korean Restaurants

Arirang
Phone: 031-656-2933

Dr. Yoo's (Korean and Chinese)
Phone: 031-653-2062

Hwa Hwa
Phone: 031-618-8592

Korean Frying (delivery available)
Phone: 031-691-1697

Suji's Grill
Phone: 031-691-0081

Tacoma Teriyaki

Mexican Restaurants

La Mesa
Phone: 031-691-6699

La Casa

Pub Food

Bear Paw
Phone: 031-657-5295
Website: <https://www.facebook.com/pg/BearPawPub>

Loft 33
Phone: 010-3495-1272
Website: <https://www.facebook.com/loft33pyeongtaek/>

Louis Bar and Grill
Phone: 031-618-2814
Website: <https://www.facebook.com/pg/louisbargrillpyeongtaek>

Pub 210
Phone: 010-7771-9079
Website: <https://www.facebook.com/pub210.pyeongtaek/>

Tailgate Tavern
Phone: 031-651-4558
Website: <https://www.facebook.com/TailgateTavernKorea/>

Wolfhound Irish Pub
Phone: 031-658-7510
Website: <https://www.facebook.com/wolfhumphreys/>

Seafood

Boiling Crab and Shrimp
Phone: 010-3357-5889

Thai Restaurants

Taste of Thailand
Phone: 031-653-8891

Turkish Restaurants

Istanbul Kebab
Phone: 031-691-3302

Nazar Kebab
Phone: 031-651-9951

Don't limit yourself to the restaurants in the "ville" outside USAG Humphreys. There are many wonderful places to try in Pyeongtaek and the surrounding cities! So be sure to take your appetite for adventure and food and go explore!

Tip: Eating out in Korea can be different from what you may be used

to. One of the largest differences is that most Korean restaurants are “family style.” This means that side dishes and the main dish will be brought to the table and everyone will eat from these dishes instead of being served an individual dish or portion.

Vegan Friendly Foods

You can purchase the following meat substitutes at the commissary:

- Variety of Tofu available (No tempeh)
- Meat substitutes:
- Morning Star
- Gardein
- Boca
- Amy’s
- Lightlife
- Tofurkey

5 Day Market (Osan and Humphreys) and Tongbok Market near AK Plaza

The markets are a great place to purchase local fruits and vegetables, as well as some vegetarian options for you and your family!

Below is a list of items that you will be able to find at the markets and some tips for purchasing.

- Tofu: You can purchase fresh and homemade.
- Honey: You can find local honey and spreads.
- Rice cakes: These usually do not have meat in them but it is always good to ask.
- Homemade mandu: This is typically made with meat, but Osan and Humphreys market vendors sell vegetable and kimchi mandu on occasion.
- Beans, Grains and Millets: You can find a wide variety of beans, grains, millets (quinoa, amaranth, barleys, rice, etc)
- Teas: There are many teas available including chrysanthemum, red hibiscus, goji berry, jujubee and many more.
- Dried vegetables and fruits: These are very popular and you can find candied ginger, sweet potato, and beets. You will also be able to find and purchase dried peas, green beans, and peppers.
- Roasted seaweed

Tip: If you ask nicely most vendors will let you sample a product be-

fore you purchase. Most of them are very good to their customers and appreciate repeat business. A smile goes a long way.

Restaurants on base

- Chili’s (Osan Air Base): Offers vegetarian options
- Taco Bell: Offers 11 vegetarian options.
- Subway: offers vegetarian options.
- Manchu Wok: offers vegetarian options

Off Base Vegetarian Dining

While dining off post you will find it helpful to know a few Korean words or use Google translate to help you speak with your server about your vegetarian options.

You may find these Korean words/phrases helpful

Korean Phrase	English Meaning
Yaht-chay	vegetable
Cheg-gah cheh-shik-joo-ee-jah ee-ayo	I am a vegetarian
cheh-shik-joo-ee-jah	vegetarian
Go-gee	meat
Ee-go-say go-gee-ga dool-e-nah	Does this have meat in it?

Restaurants off base with vegetarian options:

- Kim’s Cook
- Tacoma Teriyaki (not on the menu, but available upon request)
- Mito Cha
- You and Me
- A Very Happy Day
- Lan-na Thai
- Taj Palace

Traditional Korean Food to Try Checklist

- Kimchi** is a staple in Korea and is served with almost every meal! This spicy dish is a bit sour and is made of fermented vegetables. The most common type of kimchi is made with cabbage, however cucumber kimchi is also becoming widely popular!
- Bibimbap** is a bowl of rice that is mixed with other ingredients including vegetables, beef, soy sauce, chilli pepper paste and fried egg. This is a very common dish that is delicious!
- Bulgogi** is a marinated beef dish that is not spicy and is usually a little bit sweet which makes it the perfect Korean dish to try if you are not a fan of spicy food.
- Hoeddeok** is a Korean street food that is like a very sweet small pancake. However be careful when biting into this delicious treat as it is filled with a warm mixture of cinnamon, honey, brown sugar and bits of peanut!
- Tteok** or rice cakes are small and are usually round and sometimes resemble a mozzarella stick however they can also come shaped as small flat round cakes, thicker circular cakes or elongated thinner cakes. These rice cakes are usually added to meals and can be an acquired taste.
- Tteokbokki** is a sweet and spicy food made with rice cakes, fish cakes, and vegetables.
- Haemul Pajeon** or seafood and vegetable pancakes are made with green onions, eggs, flour, and seafood. Common types of seafood in this dish are oysters, shrimp, squid and clam.
- Naengmyeon** or cold buckwheat noodles is a cold noodle dish that is common in the warm summer months to help keep you cool.
- Steamed mandu** dumplings or Jjinmandu are noodle like wrappers that are usually stuffed with pork, cabbage, onion, carrots etc.
- Yaki mandu** is the very similar except it is fried instead of steamed. Gimbap is an on the go snack that looks similar to sushi. Gimbap is a toasted seaweed wrap that is stuffed with sushi rice, Korean pickled vegetables, spinach and ham.
- Korean Barbecue** or Beef and Leaf is where you sit at a table with a personal grill and cook raw slices of meat yourself or the waitstaff may help you if you look confused. The most common way to eat this is to take a piece of grilled meat and put it in a lettuce leaf, add rice and other sides of your choosing and take a big bite!
- Dak Galbi** is a spicy chicken stir-fry dish made with the red chili powder paste, vegetables, and rice cakes. Mozzarella cheese can usually be added to the dish to help combat some of the spiciness.

Visitors

While you are stationed in Korea, the occasion may arise where you have visitors. Should you wish to bring your visitors onto your installation, there are procedures that you must follow for your safety and the safety of those around you. Failure to comply with escort procedures will result in you and/or your sponsor being prohibited from escorting visitors for at least 90 days. There are some different scenarios for visitors. Maybe you have invited a Korean friend to your home on the installation for dinner. Maybe you have purchased a large piece of furniture and need to have it delivered to your on-post home. Or perhaps your parents want to visit from the United States. The following will guide you through the steps you need to take to escort a visitor properly.

Obtaining Installation Access for Visitors

24-Hour Pass: In order to escort a visitor for one day, you must be sure to communicate to your visitor that they will need to have proper identification.

Your visitor must have one of the following:

- Korean Nationals - must have Republic of Korea government issued ID card with photo such as:
- Korean ID card
- Korean National Police Agency ID card
- RoK Military ID card
- RoK Ministry of Defense ID card
- Korean passport
- Korean Driver License with the 7th digit being a 1,2,3, or 4

Non-Korean Nationals

These visitors must have a passport (to verify immigration status). After inspection, the passport will be returned, and the visitor must surrender another form of photo identification. If the visitor does not have another form of photo identification, the sponsor (escort) may surrender a photo ID that is NOT their DOD ID card.

Note: You may not escort a visitor from the list of USFK Designated Countries without an exception to policy. If you think this may apply to a potential visitor, visit your DBIDS office to review the list and procedures you need to follow for an exception to policy.

Number of visitors

One DOD ID card-holder may escort up to four visitors at one time. You must meet your visitor(s) outside of the installation and enter through a gate where visitors can be processed. At USAG Humphreys, for example, this would be either the Walk-Through Gate or the CPX Gate. You will accompany your visitor(s) into the access control point and give both your DOD ID card and your visitors ID card to the guard on duty. You and your guest(s) will need to provide a fingerprint on a scanner and answer basic questions, such as your destination and your phone number. The guard will retain your guest's ID card and give them a pass in exchange. You and your guest(s) will give these both to the next guard, who will scan them as you enter the installation. You **MUST** remain with your visitor(s) at all times. When it is time for your guest(s) to depart, no more than 24 hours after they entered, you must return with them to the same access control point at which they entered so that they may receive their identification back.

Escorting a Vehicle

Check with your installation to see which gate your visitor and their vehicle will need to enter. At USAG Humphreys, for example, this would be the CPX Gate. The vehicle will park in the designated area, and you and the driver will complete the escort procedures to enter the installation, which are very similar to the 24-hour pass check-in procedures. Your visiting driver will need the following in order to bring their vehicle onto the installation: valid driver license, proof of ownership (registration), safety inspection (on the registration), and proof of insurance. You will be asked for your ID, your destination, and your phone number. The visitor must follow you in their vehicle at all times while on the installation, and they must leave through the same gate at which they entered.

Short-Term Visitors

If you plan to have visitors who will need longer-term access than 24 hours (if you live on the installation and want family to visit and stay with you), you should begin planning several weeks out. Have your guest(s) send you a copy of their passport picture page. You will need to turn this in to DBIDS along with a completed USFK Form 82-E Application for Installation/Base Access. If you plan to request permission for access to several installations (Humphreys, Osan, and Yongsan, for example), approval takes longer than just access for your installation. Turn your documents in as early as you can!

Visitor Arrival

Once your visitor arrives, you must first get them onto the installation using the 24-hour pass procedures outlined above. Then you must bring your visitor to the DBIDS office on your installation, where they will be issued a Short Term Visitor's Pass (37EK), which resembles a DOD ID card. Your visitor will have their fingerprint captured, and their photo will be taken for their pass. Your visitor must retain this throughout their stay. It will allow them to go through any gate with you and have it scanned like a typical ID card. Once your visitor departs for home, you will turn this card back in to the DBIDS office.

Medical Care for Visitors

Before they arrive, your short-term visitors should consider the potential need for medical care during their stay in Korea. Visitors will not be able to use military treatment facilities and will have to visit a Korean clinic or hospital. Before their trip, they should contact their insurance company to verify what, if any, coverage they have while traveling overseas. If they are not covered, they may want to consider travel insurance in case of an emergency, taking care to verify eligibility requirements.

If your visitor should need medical attention while they are with you in Korea, there are several options. Rest assured, the Korean hospitals in the vicinity of U.S. military installations are accustomed to treating foreigners, and many staff members speak English. You and your visitor should consider downloading the BAACH (Brian Allgood Army Community Hospital) app on your smartphone. The "Hospital" section on the app lists names and addresses of many local hospitals, and the "Navigating Korean Hospitals" section gives you an idea of what to expect should you visit one of these hospitals. You can also utilize the "Medical" section of this chapter for information on hospitals in the Pyeongtaek area. Another option for those in the USAG Humphreys area is the South of Seoul app. Under "Pyeongtaek Business Directory," there is a "Medical and Dental" section, which lists names, addresses and business information for smaller area clinics that may be more appropriate for illnesses such as the flu. Your visitor may have to pay cash at these clinics (and use a local pharmacy, if necessary), but you can expect it to be much cheaper than you might pay for comparable services in the United States.

NEO and Visitors

The possibility of a Noncombatant Evacuation Operation (NEO) is always a reality for which you should be prepared. Keep in mind that there are stages leading up to a potential crisis that fall short of an actual NEO, and if there are “authorized departures” or “ordered departures,” your family or friends visiting you in Korea should return home. That being said, if you have a visitor during a full NEO event, you can be assured that your visitors will be moved out of harm’s way along with your family. If you are notified to evacuate, you should bring your visitors, their passports, and their bags (following the NEO bag weight guidelines) with you to the assembly point. They will be moved south with you to the reception center, where the State Department will take control of them. U.S. citizens will be repatriated to the U.S. However, if your mother is visiting and is a citizen of a country other than the U.S. or Korea, the State Department will coordinate with the appropriate embassy to get her home. Please note that this does NOT apply to Korean Nationals, unless they are DOD dependents.

Support Services

There are many support services available to help as you transition into life in the Land of the Morning Calm! The following services are just a sample of the support services and resources available at USAG Humphreys.

AAFES

AAFES operates many shopping centers on USAG Humphreys.

Post Exchange (PX)

The PX is your one stop shop for most of your needs including clothing, accessories, jewelry, shoes, luggage, pet supplies, and much more. Location: New Shopping Center at Bldg. 5700
Hours: Monday-Saturday 9:00am-9:00pm Sunday 9:00am-8:00pm

Military Clothing Sales

Military clothing sales will help ensure your service members uniform is properly outfitted!

- Location: Inside of the PX
- Hours: Monday-Saturday 9:00am-8:00pm Closed Sunday

Dry Cleaners

- Location: Inside of the PX in the military clothing sales store
- Hours: Monday-Friday 10:00am-7:00pm Saturday-Sunday 10:00am-6:00pm

Embroidery Shop

- Location: Inside of the PX in the military clothing sales store
- Hours: Monday-Friday 10:00am-7:00pm Saturday-Sunday 10:00am-6:00pm

Jewelry and Repair

- Hours: Monday-Saturday 9:00am-8:00pm Sunday 10:00am-7:00pm

Dining at the PX Mall

Pizza Hut

Hours: 10:00am-10:00pm

Charley's
Hours: 6:30am-10:00pm

Popeyes
Hours: 10:00am-10:00pm

Burger King
Hours: 6:30am-10:00pm

Tacobell
Hours: 10:00am-10:00pm

Manchu Wok
Hours: 10:00am-10:00pm

Arbys
Hours: 10:00am-10:00pm

Baskin Robbins
Hours: 10:30am-10:00pm

Krispy Kreme
Hours: Monday-Friday 7:00am-6:00pm Saturday-Sunday 8:00am-6:00pm

Smoothie King
Hours: Monday-Saturday 9:00am-8:00pm Sunday 10:00am-7:00pm

Auntie Anne's
Hours: Monday-Saturday 10:00am-8:00pm Sunday 10:00am-7:00pm

Services and Stores available at the PX Mall

Stripes Alteration
Hours: Monday-Saturday 9:00am-8:00pm Sunday 10:00am-7:00pm

Bag and Luggage
Hours: Monday-Saturday 9:00am-8:00pm Sunday 10:00am-7:00pm

Barber Shop
Hours: Monday-Saturday 9:00am-8:00pm Sunday 10:00am-7:00pm

Stylique Beauty and Spa

Hours: Monday-Saturday 9:00am-8:00pm Sunday 10:00am-7:00pm

The Body Shop
Hours: Monday-Saturday 9:00am-8:00pm Sunday 10:00am-7:00pm

Custom Shoe
Hours: Monday-Saturday 9:00am-8:00pm Sunday 10:00am-7:00pm

Custom Tailor and Suits
Hours: Monday-Saturday 9:00am-8:00pm Sunday 10:00am-7:00pm

GNC
Hours: Monday-Saturday 9:00am-8:00pm Sunday 10:00am-7:00pm

Nail Salon
Hours: Monday-Saturday 9:00am-8:00pm Sunday 10:00am-7:00pm

NB Shoe
Hours: Monday-Saturday 9:00am-8:00pm Sunday 10:00am-7:00pm

NB Sportswear (Adidas/Reebok)
Hours: Monday-Saturday 9:00am-8:00pm Sunday 10:00am-7:00pm

Optical
Hours: Monday-Saturday 9:00am-8:00pm Sunday 10:00am-7:00pm

Sekanskeen
Hours: Monday-Saturday 9:00am-8:00pm Sunday 10:00am-7:00pm

US Patriot
Hours: Monday-Saturday 9:00am-8:00pm Sunday 10:00am-7:00pm

Art & Gift Shop
Hours: Monday-Saturday 9:00am-8:00pm Sunday 10:00am-7:00pm

Beauty Supply
Hours: Monday-Saturday 9:00am-8:00pm Sunday 10:00am-7:00pm

Blanket
Hours: Monday-Saturday 9:00am-8:00pm Sunday 10:00am-7:00pm

Flower and Garden
Hours: Monday-Saturday 9:00am-8:00pm Sunday 10:00am-7:00pm

Furniture

Hours: Monday-Saturday 9:00am-8:00pm Sunday 10:00am-7:00pm

Hobby Central

Hours: Monday-Saturday 9:00am-8:00pm Sunday 10:00am-7:00pm

Iphone accessory

Hours: Monday-Saturday 9:00am-8:00pm Sunday 10:00am-7:00pm

KT

Hours: Monday-Saturday 9:00am-8:00pm Sunday 10:00am-7:00pm

Ladies Daywear

Hours: Monday-Saturday 9:00am-8:00pm Sunday 10:00am-7:00pm

LG Electronics

Hours: Monday-Saturday 9:00am-8:00pm Sunday 10:00am-7:00pm

LG UPlus

Hours: Monday-Saturday 9:00am-8:00pm Sunday 10:00am-7:00pm

Brian Undies

Hours: Monday-Saturday 9:00am-8:00pm Sunday 10:00am-7:00pm

Military Autosource

Hours: Monday-Saturday 9:00am-8:00pm Sunday 10:00am-7:00pm

Men's Clothing

Hours: Monday-Saturday 9:00am-8:00pm Sunday 10:00am-7:00pm

Nature Collection

Hours: Monday-Saturday 9:00am-8:00pm Sunday 10:00am-7:00pm

Pottery

Hours: Monday-Saturday 9:00am-8:00pm Sunday 10:00am-7:00pm

Socks and Hats

Hours: Monday-Saturday 9:00am-8:00pm Sunday 10:00am-7:00pm

Jersey Shop

Hours: Monday-Saturday 9:00am-8:00pm Sunday 10:00am-7:00pm

Swarovski

Hours: Monday-Saturday 9:00am-8:00pm Sunday 10:00am-7:00pm

Watch and Repair

Hours: Monday-Saturday 9:00am-8:00pm Sunday 10:00am-7:00pm

Water Shop

Hours: Monday-Saturday 9:00am-8:00pm Sunday 10:00am-7:00pm

Wood burning art

Hours: Monday-Saturday 9:00am-8:00pm Sunday 10:00am-7:00pm

Pandora

Hours: Monday-Saturday 9:00am-8:00pm Sunday 10:00am-7:00pm

A note about Express stores

Since the terms shoppette and Class VI are no longer used by AAFES the term Express is used to describe a store that includes both the Shoppette and Class VI. So you will be able to find a selection of liquors and wines as well as those items you would expect at the shoppette. Troop Express is used by AAFES to describe a store that carries a limited number of household items including linens, small appliances, hardware and electronics.

Troop Express at #6803

Location: Building 6803

Services available at the Troop Express**Barber Shop**

Hours: Monday-Sunday 9:00am-7:00pm

Clothing Cleaner

Hours: Monday-Sunday 9:00am-7:00pm

Military Auto Source

Hours: Monday-Sunday 9:00am-7:00pm

Dining available at the Troop Express**Subway**

Hours: Monday-Sunday 6:30am-9:00pm

TacoBell

Hours: Monday-Sunday 10:30am-9:00pm

Starbucks

Hours: Monday-Friday 7:00am-7:30pm Saturday-Sunday 9:00am-5:00pm

Zoekler Express at #1228

Location: Building 1228

Hours: Monday-Thursday 7:00am-10:00pm Friday 7:00am-11:00pm Saturday-Sunday 9:00am-10:00pm

3rd MI Express at #2064

Location: Building 2064

Hours: Monday-Friday 7:00am-10:00pm Saturday-Sunday 8:00am-10:00pm

Army Family Housing (AFH) Express at #575

Location: Building S-575

Hours: Monday-Friday 7:00am-10:00pm. Saturday-Sunday 9:00am-10:00pm

Sentry Mini Mall at Bldg. #400

Location: Building 400

Dining at the Sentry Mini Mall**Baskin Robbins**

Hours: Monday-Sunday 10:00am-8:00pm

Popeyes

Hours: Monday-Friday 7:00am-9:00pm Saturday-Sunday 10:00am-9:00pm

Subway

Hours: Monday-Friday 7:00am-9:00pm Saturday 8:00am-9:00pm Sunday 9:00am-9:00pm

Tacobell

Hours: Monday-Sunday 10:00am-9:00pm

Starbucks

Hours: Monday-Friday 6:30am-7:30pm Saturday-Sunday 7:00am-7:30pm

Anthony's Pizza

Hours: Monday-Sunday 10:00am-9:00pm

Krispy Kreme

Hours: Monday-Friday 7:00am-6:00pm Saturday-Sunday 8:00am-6:00pm

Freshens

Monday-Saturday 8:00am-4:00pm Sunday closed

Gas Station

The gas station has unleaded, premium and diesel gas available for purchase at rates similar to those in the US. It is important to remember gas off base is by the liter and tends to be a lot more expensive.

- Building T-205
- Hours: Monday-Friday 6:30am-10:00pm. Saturday-Sunday 9:00am-10:00pm.

Barber Shop

- Location: Building 1406
- Hours: Monday-Friday 10:00am-6:00pm Saturday 10:00am-5:00pm Sunday closed.

Quiznos

- Location: Building 6400 (Onestop)
- Hours: Monday-Friday 7:30am-5:00pm Saturday 10:00am-5:00pm Sunday closed

National Rentcar Co.

- Location: Building 6400 (Onestop)
- Booking phone: 010-2450-4899
- 24/7 Service: 010-9819-8386
- Hours: Monday-Sunday 9:00am-8:00pm

LG UPlus

- Location: Building 6400 (Onestop)
- Hours: Monday-Friday 8:00am-5:00pm Saturday-Sunday closed

H&R Block

- Location: Building 6400 (Onestop) January 15th-April 15th
- Hours: Monday-Saturday 10:00am-7:00pm Sunday closed

April 16th-January 14th

- Hours: Monday-Friday 10:00am-5:00pm Saturday-Sunday closed

Army Community Service

Army Community Service (ACS) provides family assistance and support services to military, DoD civilians, contractors and their family members. ACS encourages you to stop in the office and see what services/programs can help you during your stay in Korea.

- Location: One Stop Building 6400, 1st Floor
- Phone: 050.375.2363 DSN: 757.2363 Website: <https://humphreys.armymwr.com/> Facebook: <https://www.facebook.com/acs.humphreys/>
- Hours: Monday-Friday 8:00 am-5:00 pm (Closed Thursday Mornings)

The following is a list of some of the services provided by ACS

Army Emergency Relief (AER)

AER offers financial assistance for rent, food, utilities, emergency travel expenses, and other verified emergencies. AER also provides scholarships for college students and spouses.

Website: www.aerhq.org

Army Family Team Building (AFTB)

AFTB was created for family members to ease the challenges associated with military life. AFTB is open to all military, DoD civilians, and all family members. Free classes are available on topics such as: military acronyms, customs and courtesies, stress management, leadership, problem-solving, military benefits, and time management.

Master Resilience Training (MRT)

MRT provides resilience training to soldiers and family members. MRT classes help build resilience through teaching skills such as: assertive communication, effective praise and active constructive responding, energy management, problem solving, goal setting, real time resilience and character strengths.

Mobilization and Deployment

ACS provides, upon request, Non-combatant Evacuation Operations (NEO) briefings to units and Family Readiness Groups. ACS also processes families for deployment and operates a FAC, coordinating support and safe haven areas for families in case of a mass casualty or emergency event.

Employment Readiness

ACS offers assistance with resume writing, employment opportunities and job preparation. See the Employment section of this publication for more information on employment opportunities both on and off post.

Exceptional Family Member Program (EFMP)

ACS offers EFMP information and referral, advocacy, support group meetings, respite care information, help in-and out-processing, and command sponsorship information.

Family Advocacy Program (FAP)

Family Advocacy works to reduce domestic violence through education, prevention, and training. FAP offers a number of classes to include parenting and anger management. These classes are for both individuals who are referred due to domestic violence or simply wish to work on things they have identified in themselves.

Additional Services Offered by the Family Advocacy Program

The Domestic Abuse Victim Advocate (DAVA)

The DAVA is accessible by walk-ins as well as by hotline and by using the USAG-Humphreys APP.

Phone: 050-3364-5997 DSN: 1530

New Parent Support Program (NPSP)

The New Parent Support Program for all families or individuals expecting a child or has a child birth through the fourth birthday. A trained registered Nurse can come to the home and assist in all stages of newborn and early child development as well as prevention for abuse. NPSP can also be accessed by walk-ins or calling 757-2368. To report child abuse or any domestic violence please call the hotline at DSN 101.

Financial Readiness

ACS offers consumer affairs assistance, information and advocacy, financial counseling and budgeting assistance, checkbook management, and personal financial management classes. Group counseling classes are available.

Military And Family Life Consultation Program (MFLC)

MFLC provides confidential short term, situational, and problem-solving counseling to individuals, couples, families, and groups.

Phone for Garrison MFLC: 010-8693-9926 or 010-4149-1551

Relocation Readiness

ACS provides relocation information to military personnel and families. Support programs include newcomer orientations, welcome packets, Korean public transportation classes, English and Korean Language classes and a lending closet.

Sexual Harassment/Assault Response and Prevention (SHARP)

The SHARP program exists so the Army can prevent sexual harassment and sexual assaults before they occur by providing information and briefings on their prevention. The SHARP program is here to assist victims of sexual assault and sexual harassment 24 hours a day seven days a week. Our goal is to eliminate sexual harassment and sexual assaults by creating a culture of respect and dignity for every member of the Army family.

24-hour response information: If you or someone you know is a victim of sexual assault or sexual harassment, please contact our 24hr Hotline. Phone: 0503-363-5700 DSN 158.

Garrison SARC

The SHARP Response Center is located on the 3rd floor of building #572. You can also contact the Garrison SARC directly. Phone: 010-8636-7783 DSN: 753-8435

Volunteers Program

Interested parties are directed to volunteer opportunities across the installation and provided information on registering in the Volunteer Management Information System (VMIS).

American Red Cross

The primary mission of the American Red Cross in Korea is to serve military personnel and their families, improve the quality of human life, enhance self-reliance and concern for others, and help people avoid, prepare for, and cope with emergencies. The USAG Humphreys medical clinic hosts a wide spectrum of Red Cross volunteer opportunities including: leadership, administrative, and casework positions.

American Red Cross services include: health and safety classes such as CPR, First Aid and AED classes, Lifeguarding and Water Safety, Babysitter Training, Instructor Training, Pet First Aid and Disaster Services. Available classes vary by community. Please contact your local area Red Cross station for class availability and cost.

- Location: One-Stop Building 6400 2nd Floor

- Phone: 0503-357-2348 DSN: 757-2348
- Website: <http://www.redcross.org/>

Armed Forces Emergency Service (AFES)

The Red Cross provides rapid communications between military members, DoD civilians and their families regarding death, serious illness, childcare breakdowns, birth, health and welfare reports, and other personal or family problems. Family members back home should call their local Red Cross to request emergency message service. Your family will need your current rank, social security number, and military address for the request.

Answers to frequently asked questions are listed below

How do I send a message?

For requests between 8:00 am and 4:00 pm, call your installation Red Cross Office. After hours, contact the Stateside 24/7 call center 1-877-272-7337. A caseworker will process your message. To expedite service, please provide as much pertinent information related to the situation as possible (e.g., local point of contact, name and phone numbers, doctor's name and phone number, location of patient, your 1SG's or Company Commander's name and phone numbers).

What do I do if I get a message?

For emergency messages, your 1SG will be called to copy its contents and deliver them to you. If a non-emergency message arrives, every effort will be made to locate you in order to deliver its contents to you directly. Once you have received your message, discuss the situation with your chain of command.

Will the service pay my way home?

If you have been placed on Emergency Leave with Funded Travel Orders, the military will pay for your plane ticket. Ordinary Leave under Emergency Conditions requires that you pay for the plane ticket. Contact your chain of command regarding travel regulations for your family.

Redcross Location:

Location: To locate a local chapter, visit www.redcross.org and enter the zip code in the space provided.

Phone: 0503-357-2348 DSN: 757-2348

24-hour toll free number: 877-272-7337

Child & Youth Services (CYS)

Parent and Outreach Services (Parent Central)

Child & Youth Services (CYS) provides quality child and youth development options. USAG Humphreys CYS services children and youth from six weeks to 18 years old. Programs include the Child Development Center (CDC), Family Child Care (FCC), the School-Age Center (SAC), the Middle School & Teen Center (MST), Youth Sports & Fitness, and SKIES Unlimited. Registration is open to active duty military personnel, DoD civilian personnel, reservists on active duty or during inactive duty personnel training, DoD contractors, and their families.

To enroll in any CYS program, including the CDC, children must first be registered with CYS at Parent Central. Parent Central is located in the One Stop Building 6400 on the 2nd floor. An appointment to register is required. Walk-ins are on Thursdays; but may incur a long wait. Complete the registration packet, which can be picked up at Parent Central or requested via phone (they will email it to you) prior to the appointment. Bring copies of school physicals, PCS orders, and shot records. For quicker processing, also have your DEROS (anticipated date of departure), official email of sponsor, and two emergency contacts with access to post other than parents. There is a waiting list for childcare on post. To find out your priority placement and get on the waiting list, contact Parent Central.

Location: One Stop Building 6400, 2nd floor

Phone: 050-3357-2246/2250 DSN: 757-2246/2250

Parent's Night Out

Parent and Outreach Services usually offer weekend care options on one night per month for children from six weeks to 11 years old. Payment and reservations must be made ahead of time at Parent Central. Dates will be advertised on the CYS facebook page, at Parent Central and in the Humphreys Happenings.

SKIES Unlimited

SKIES Unlimited offers classes for children six weeks to eighteen years of age. All new enrollments for SKIES classes must be done through Parent Central. Classes include various levels of dance, martial arts, and gymnastics. Class brochures and schedules can be found at Parent Central. Registration and payment for classes is also at Parent Central.

Location: BLDG. 6317

Phone: 05033-57-2253 DSN:757-5523

Child Development Center (CDC)

The Child Development Center (CDC) offers child care options for children six weeks to six years old (Kindergarten). The CDC offers full-time and hourly care (subject to availability). Monthly childcare fees are determined on a sliding scale based on family income. Priority goes to children of single Soldiers and dual military couples. To get on the waiting list for full-time care contact Parent Central. Parents need to attend an orientation and register children at CYS prior to children receiving care. CYS requires additional documents to enroll in the CDC. Bring an LES from each working parent and a DD Form 2652 (application for Child Care Fees) to the registration appointment. A completed family care plan for single or dual military parents is required. Hourly care is also offered and can be requested 2 weeks in advance.

Location: BLDG. 5410

Phone: 05033-56-1104 DSN:756-1104

Hours: 5:30-6:00 (M-F) Closed Weekends

School-Age Center (SAC)

The School-Age Center (SAC) offers out-of-school care and activities for children in first through fifth grades. After-school activities include 4-H Clubs, Boys and Girls Club of America activities, and art and fitness programs. A full-day Summer Camp program operates for ten weeks from June-August. Hourly care is also provided when space is available. Reservations can be made by calling the number listed below.

Children in first through fifth grades are able to visit the SAC facility on the first Saturday of each month from noon to 4:00 pm to participate in some of the SAC activities. Priority use is given to children who are not enrolled in the before-and after-school program. Families must be registered with CYS to participate. Home school families are encouraged to participate and use the center as available.

Location: BLDG. 5230

Phone:05033-56-3001/3002 DSN:756-3001/3002

Hours: 5:30am-6:00pm (M-F) Closed Weekends

Middle School & Teen Center (MST)

The Middle School & Teen (MST) Program is for youth in sixth through twelfth grades and/or 11-18 years old. The MST program is affiliated with the Boys and Girls Club of America (BGCA) and 4-H organizations.

The MST program is for youth to hang out with friends and take part in various programs, clubs, and activities such as Smart Girls and Club Tech. The MST program has a Youth Technology Lab with computers and school textbooks. The staff is ready to assist youth with homework as well. Video games, DDR machine, pool table, table tennis, and

foosball, as well as paints and other arts and crafts supplies are available. The center provides transportation from school to the center after school. Sign up is required.

- Location: BLDG. 570
- Phone: 05033-53-8507 DSN: 753-8507
- Hours: 2:00pm-8:00pm (M-Th) 2:00pm-10:00pm (Fri-Sat) Closed Sunday

Youth Sports & Fitness (YSF)

Youth Sports & Fitness (YSF) provides opportunities for children and youth to be engaged in fun physical activities. YSF programs utilize standardized programs and curricula from the National Alliance for Youth Sports, National 4-H, and Boys and Girls Clubs of America.

Children may participate in sports throughout the year. They include basketball, soccer, volleyball, baseball, flag football, cheerleading, swimming, and a variety of other special activities for youth to develop and enhance their sports abilities.

Location: BLDG. 6400 2nd Floor

Phone: 05033-57-2246 DSN: 757-2246 Hours: 8:00am-5:00pm

School Support Services (SSS)

The School Support Services liaison officer addresses educational concerns involving military children. SSS provides assistance with school issues, support during transitions to and from Humphreys, and homeschool support.

Humphreys Central Elementary School

www.dodea.edu/HumphreysCentralES/Registration.cfm

Humphreys West Elementary School

www.dodea.edu/HumphreysWestES/registration.cfm

Humphreys Middle School

www.dodea.edu/HumphreysMS/registration.cfm

Humphreys High School

www.dodea.edu?HumphreysHS/index.cfm

What's required for school enrollment:

- Birth Certificate
- Shot Record
- Social Security Number
- Copy of the child's physical exam

- Proof of Parent/Custodian address
- Copy of orders (on post school)
- Custody or guardian papers filed through the court. (If applicable)

Note: For additional information please see the "Education" section of this chapter.

- Location: BLDG. 6400 2nd Floor
- Phone: 05033-57-2241 DSN: 757-2241
- Hours: 8:30am-5:30pm

Volunteering for CYS Programs

CYS is always looking for qualified adult volunteers and coaches for various youth programs. Parents/guardians can assist CYS by coaching/assistant coaching a Youth Sports & Fitness program, chaperoning a field trip, assisting with a sporting event, directing a play, judging a contest, teaching a craft, leading a special interest group, lifeguarding water activities, or assisting in the computer lab or classroom. Background checks are required for volunteers and take time to process, so plan accordingly. Contact Youth Sports or Parent Central if you would like more information on how to get involved as a volunteer.

- Location: BLDG. 6400 2nd Floor
- Phone: 05033-57-2250/2246 DSN: 757-2250/2246

Housing Services

As USAG Humphreys expands, housing is also expanding and at the time of this publication new housing is under construction. At the end of the construction USAG Humphreys is expecting 40% of its command sponsored families to live on base.

Housing Office

- Location: One Stop Building 6400
- Phone: 050-3354-9898 DSN: 754-9898
- Hours: Monday-Friday 8:00am-4:00pm
- Housing Maintenance (24 Hr Office)
Contact Information: 031-654-4034

Appliance Repairs

For government-issued washers, dryers, refrigerators, dishwashers, and stoves (on and off post) CONTACT INFORMATION.

- Phone: 050-3336-4034/5570 DSN: 736-4034/5570
- Hours: Monday-Friday 8:00 am-5:00 pm
- Website: <https://www.army.mil/e2/c/downloads/365895.pdf>

Emergency Repairs

For 24/7 emergency repairs to on post housing (not including appliances). Also for repairs to government-owned housing during normal business hours.

Phone: 050-3324-3360/3361/3362 DSN: 724-3360/3361/3362

Self Help Center

For simple repairs and improvements, you can rent tools and obtain products at the Self Help Center in Building 1019. They can also provide contact information for people to assist with heavy lifting or other tasks. This service is only available to residents of housing on post.

- Location: Building 1019
- Phone 050-3353-7410 DSN: 753-7410
- Hours Mon-Fri, 7:30 a.m.- 4:30 p.m. Closed for lunch-11:30 12:30

Legal

The Humphreys Legal Assistance Office offers a wide variety of legal services in the following areas. Services in a particular listed area may be limited:

- Family law: Includes marriage, annulment, legal separation, divorce, financial nonsupport, child custody/visitation, paternity and adoption.
- Estates: Wills, living wills, health care powers of attorney, and the designation of beneficiaries under life insurance policies.
- Real and personal property: Purchase, sale, or rental of property.
- Economic issues: Includes debt, banking, credit and non- government claims.
- Civilian administrative issues: Includes immigration and naturalization.
- Military administrative issues: Line of duty investigations, reports of survey, evaluation, report appeals and security clearance revocation.
- Other Services: Notarization, powers of attorney, passport and visa services, tax services.

Eligibility

The following people are eligible to receive legal assistance at the Humphreys Legal Assistance Office: Active Component (AC) members of the US military and their family members; Reserve Component (RC) service members serving on active duty pursuant to orders and their family members; surviving family members of AC, RC, and retired service members who would be eligible for legal assistance if the service member or retired member were alive; DoD civilian employees and their family members and civilian contractors if the Department of Defense is contractually obligated to provide such assistance. Contractors must

provide a copy of their contract or accreditation letter to verify this obligation (not all services are available to contractors).

- Location: Building Number: 6400 Room: 301 (Third Floor)
- Phone: 0503-357-2617 DSN: 757-2617 Website:
- Website: <http://8tharmy.korea.army.mil/sja/legal-services/>

Website: <https://www.facebook.com/pg/USAGHumphreysClientLegal-Services>

- Hours: Monday - Wednesday and Friday: 9:30am - 4:30pm Thursday: 1:00pm - 4:30pm Closed Daily from 1200 - 1300 Closed On All Us And Training Holidays

United Services Organization (USO)

The USO provides a lounge, Korean language classes, cultural and sporting event trips, information, referral, occasional breakfasts, lunches, midnight breakfasts, food socials, United Through Reading program, unit support, and outreach services. It is an excellent place to book Korridor tours throughout Korea at reasonable prices. The USO also has a comprehensive selection of helpful guidebooks and maps. It is a go-to place for information on how to get around town USO locations offer free Skype phone service, Wi-Fi, printing, computer access, and many social activities including free or inexpensive food and/or snacks and beverages.

USO Area Office Contact

- Location: Building 12002
- Hours: Monday-Friday, 9:00 am-5:00 pm

USO Humphreys North

- Location: One Stop, Building 6400 Room H105
- DSN: 755.8025
- Hours: Monday-Friday 9:00 am-5:00 pm, not open on weekends
- Facebook Website: <https://korea.uso.org/humphreys-north>

USO Humphreys South (USO Sentry Village)

- Location: Old Library, Building 301
- DSN: 753.6249
- Hours: Monday-Sunday 9:00 am-6:00 pm,
- Facebook Website: <https://korea.uso.org/humphreys>

Veterans Affairs

The Department of Veterans Affairs (VA) office at USAG Humphreys is identified as a Benefits Delivery at Discharge (BDD) Center. The Humphreys BDD provides separating and retiring military members of

all services the opportunity to start VA claims for service-connected disability compensation before they retire. The VA office offers information on health care, disability compensation, vocational rehabilitation, employment, home loan guaranty, survivors' benefits and insurance. Veterans residing on the Korean peninsula will be served by the regional office in Pittsburgh, Pennsylvania. The correspondence address is Department of Veterans Affairs, Pittsburgh Regional Offices, 1000 Liberty Avenue, Pittsburgh, PA 15222. If you are already a veteran needing services in Korea, you will be directed to contact the Pittsburgh office. To schedule an appointment, email John.Wright.ctr@calibresys.com or stop by during office hours.

- Location: Building Phone: One Stop (bldg. 544), on the 3rd Floor.
- DSN: 753-8063.
- Hours: The office hours are Monday - Friday 8:00 a.m.-5:00 p.m.,

To mail a claim see address below:

Veteran Affairs Office
Eighth US Army
Unit #15237
APO, AP 96205-5237

Foreign Embassies

Most countries maintain an embassy or consulate in Seoul. They can be very helpful in providing you with travel information for their country and will assist in any visa arrangements if you are not traveling with a group that is handling details for you. The embassies can also tell you of any necessary vaccinations/immunizations required for travel in their country. Do not expect foreign embassies to warn you of potential difficulties/dangers of travel in their country; most try to encourage tourism. Please visit the Department of State's Bureau of Consular Affairs website at <http://travel.state.gov> to find travel warnings, travel advisories and entry requirements for specific countries. The library and internet is a good source for current telephone numbers or addresses you may need. Service members will need permission from their command and country-specific training from the Foreign Clearance Guide website prior to any travel abroad.

US Embassy & Services

US Ambassador Mark Lippert and the US Embassy in Seoul welcome you to Korea. Assisting Americans overseas is their highest priority, and they look forward to serving you.

American Citizen Services (ACS)

The American Citizen Services (ACS) section accepts applicants for US passports, adjudicates Consular Reports of Birth Abroad (CRBA) for children born to US citizen parent(s) abroad, notarizes documents, offers voting assistance, transmits benefits applications to Social Security, Veterans Affairs and other federal agencies for action, repatriates destitute US citizens, conducts welfare and whereabouts searches, assists the family members of US citizens who die in Korea, and visits US citizens who are arrested for violating the law. For details on ACS services and to download application forms, visit the ACS website below.

- Phone: 02-397-4114 (In an Emergency) DSN: 721-4114
- Email: SeoulInfoACS@state.gov
- Website: http://seoul.usembassy.gov/acs_citizenship.html

US Embassy Seoul

ACS services at the Embassy are provided by appointment only. Payment for services can be made in cash (US dollars or Korean won) or credit card.

- Location: 188 Sejong-daero, Jongno-gu, Seoul 110- 710
- Website: http://seoul.usembassy.gov/acs_appt_contacts.html (for appointments) Hours: Monday-Friday 8:45 am - 11:15 am and 1:00 pm -3:00 pm (closed Wednesday afternoons, weekends, and American and Korean holidays)

Passport Assistance at USAG Humphreys

Customers based at USAG Humphreys can apply for passports and Consular Reports of Birth Abroad (CRBAs) directly through the Post Passport Acceptance Agent located in the One Stop Building. Passport payments through the passport office can only be paid with a money order.

- Location: One Stop Building 6400 Room 1-201
- Phone: 050.3357.2460 or 050.3357.2458 DSN: 757-2460 or 757-2458
- Hours: 9:00AM-4:00PM Monday, Tuesday, Thursday, Friday. Wednesday closed.
- Website: <https://kr.usembassy.gov/u-s-citizen-services/passports/military-passport-services/>

Passports

ACS encourages all US citizens, including military and dependents, to maintain a valid US passport at all times. Tourist passports are required for personal travel; official or "no-fee" passports should only be used for official travel such as PCS or TDY travel. Always hand-carry your passport when traveling. When you're out and about, keep your

passport in a secure location, such as a hotel safe. If you hold a no-fee passport that contains your SOFA stamp, you will need to carry both the no-fee and tourist passports if you wish to visit a country other than the United States. You must show the no-fee passport to Korean authorities and the tourist passport to authorities in other countries.

Visas

While stationed in Korea, you may wish to take advantage of the wonderful travel opportunities in Asia. Before traveling, be sure to check the entry requirements for each country you plan to visit. In addition to a valid passport, many nearby countries require US citizens to obtain a visa. Some visas may be obtained at the airport upon arrival; others must be obtained at the Embassy of the country you are visiting prior to travel. Many countries require a traveler to hold a passport with at least six months remaining validity and/or two blank pages. For entry requirements of your destination, visit the US Department of State's Bureau of Consular Affairs website listed below.

- Website: <http://travel.state.gov>

SOFA Stamps

The US Embassy does not issue Status of Forces Agreement (SOFA) stamps. Please see Chapter 2 "What to Expect When You Arrive" for more information.)

Getting Married In Korea

While consular officers at the Embassy are not authorized to perform marriages, they can assist US citizens with the paperwork necessary for a legal marriage in Korea. There are specific marriage requirements for USFK members. For details, visit the website below.

- Website: http://seoul.usembassy.gov/acs_getting_married.html

Registering a Baby In Korea

The Embassy strongly encourages all US citizens who have children born in Korea to apply for a Consular Report of Birth Abroad (CRBA) and passport as soon as possible after the birth of the child. A CRBA is an official record confirming that the child acquired US citizenship at birth. It can be issued only at a US Embassy or Consulate overseas, and only before the child reaches 18 years of age. For details, visit the website below.

- Website: http://seoul.usembassy.gov/acs_report_of_birth.html

Naturalization and Immigration

The Department of Homeland Security, US Citizenship and Immigra-

tion Service (USCIS), maintains an office at US Embassy Seoul. USCIS can assist with issues such as US citizenship, naturalization, and immigration applications for non-US citizen spouses and other family members.

- Website: <http://seoul.usembassy.gov/dhs.html>

Staying Safe in Korea

Crime rates in Korea are low compared to the US, but you should never let your guard down. The Embassy has received reports of US citizens who have been victims of crime from petty theft to sexual assault and rape. Conversely, Americans are arrested in Korea every year for violating the laws of the Republic of Korea. Alcohol abuse is often a contributing factor. If you are a victim of crime, first call the police by dialing 112. If you need further assistance, contact the Special Citizen Services (SCS) Unit at the US Embassy. For more information on crime and staying safe in Korea, please visit the website below.

- Location: Special Citizen Services (SCS) Unit at the US Embassy
- Website: <http://travel.state.gov/content/passports/english/country/korea-south.html>

Staying Connected

The Embassy encourages all American citizens overseas to register their whereabouts through the Smart Traveler Enrollment Program (STEP) and to receive the monthly newsletter and email alerts. You can also follow the Embassy on Facebook or Twitter (see below). The Embassy's goal is to reach all US citizens in the Republic of Korea with current security information and other important updates.

State Department's Smart Traveler Enrollment Program (STEP)

- Facebook: <https://www.facebook.com/americansinkorea>
- Website: <http://travel.state.gov/content/passports/english/country/korea-south.html>

Postal Services

USPS

The Army Post Office (APO) processes all mail coming from and going to the Armed Forces Pacific, AP, Region. Sending mail to and from this region costs the same as continental US postal rates. Several USPS mail drop boxes are located throughout USAG Humphreys. General delivery is available for those not serviced by a unit mailroom. Use the contact information below for more information

- Location: Near the Sentry Mini Mall (Please note this location is changing to the parking lot of the Commissary/PX at some point

after the publication of this book)

- Phone: 0503-353-7554
- Hours: Monday-Friday 9:00 am-5:00 pm, Saturday & Training Holidays, 9:00 am-1:00 pm

UPS and FEDEX

FedEx and UPS deliver to Korea at international rates. There are 11 UPS shipping centers in Korea, these can be found on the UPS website. The location posted in this book is the nearest location to USAG Humphreys.

- Location: Near the Sentry Mini Mall however this location may change after the publishing of this book.
- Phone: 02.517.5522
- Hours: Monday-Sunday 10:00 am to 6:00 pm
- Location: 8, Changmarwit-gil, Uiwang-Shi, Gyeonggi- Do
- Phone: 031-462-2311

Korea Post

To ship items within Korea (not including to other military installations), you may need to use the Korean postal service, Korea Post. There are many post drop boxes in the USAG Humphreys area, and the nearest post office is located outside the walk out gate just passed the 3/8 Market on the left side. If you have passed the Brooklyn English Used Book Store you have gone too far. A Korean post office can also be found just outside of the Quarry gate near the GS25. Please remember that it is not legal to ship goods purchased at the PX or Commissary to non-US military personnel in Korea.

- Location: Outside walk gate and near the Quarry gate.
- Website: <http://www.koreapost.go.kr/eng/main/index.jsp>

Pets

Pet Laws and Regulations

For public safety, the laws regarding pets in South Korea are changing. South Korea's newest leash law requires all dogs to be on a leash that is no longer than 6 feet and 6 inches. Potentially dangerous breeds of dogs (pit bulls, rottweilers, chow chows, etc.) must wear muzzles. Fines for not abiding by these may be up to ₩500,000 or approximately \$500. For additional information on these new laws please reach out to the military veterinary clinic. It is also important to ensure your dog's excrement is picked up and disposed of properly (as general waste). Fines for not picking up after your pet may range between ₩50,000 to ₩600,000 won or approximately \$50-\$600.

Living with Your Pet

Government and civilian housing policies differ as to authorization, number, and types of pets. It is very important to remember that only up to 2 pets (domestic dog or cat only) can be shipped back to the US in the event of noncombatant evacuation operations (NEO), when traveling via the Patriot Express, and on many commercial airlines. When bringing your pet to Korea or adopting a pet in Korea please do your research. Speak with the military vet regarding the rules and regulations, as well as the costs for transporting your pets in and out of the country to ensure you are prepared for the financial costs and work that goes into having your pet with you.

USAG Humphreys on-post housing allows two pets (dogs, cats, or ferrets) and up to four small caged animals or birds and/or an aquarium not to exceed 50 gallons. If a member of your family has a service animal, discuss that with the Housing Office so they can factor that into determining your housing assignment.

Just like anywhere else, some off-post/civilian apartments allow pets, and some do not. Ask your property manager or landlord about pet allowances before signing a lease.

Pet Services

Veterinary Services

Per regulation, all pets (on or off post) must be registered at the Humphreys Veterinary Treatment Facility (VTF) within 10 days of arrival or purchase. Pet owners not living on a military installation must also register (license) pets at the city hall nearest their residence. ISO-compatible microchips are mandatory for all pets, on and off the military installation.

The 106th Medical Detachment primarily provides preventive veterinary medical and surgical care for privately owned animals on a space available basis. There are six VTFs in Korea: USAG Humphreys, Camp Casey, USAG Red Cloud, USAG Yongsan, Osan Air Base, and Camp Walker. The six clinics work

together to provide a range of veterinary care services including vaccinations, lab work, x-rays and ultrasound, microchips, surgery, and health certificates. VTFs do not provide after-hour emergency care services. Veterinary care at VTFs is limited during military training exercises.

- Location: Humphreys Veterinary Treatment Facility (VTF), Building 2260 (near the PX and Commissary)
- Phone: 0503-337-9720 or 0503-337-9815 (CONUS) DSN: 737.9720 or 737-9815
- Website: <https://www.korea.amedd.army.mil/Veterinary/index.html>

A list of off post veterinarians (including several with 24 hour emergency services) is available online (see below). You can also obtain a list from the Military Veterinary Treatment Facility and by asking on some of the facebook groups and pages.

Off Post Veterinarians

Hemaru Animal Hospital

Full Emergency and Specialty Referral
Location: USAG Humphreys Yongsan, and Osan
Phone: 031-781-2992

A & D Animal Medical Center

Routine Care and Emergency.
Location: USAG Humphreys and Osan
Phone: 031-234-5550

Kim, Gi Hyuk Animal Hospital

Location: USAG Humphreys and Osan
Phone: 031-618-8275

Teunteun Animal Hospital

Location: USAG Humphreys and Osan
Phone: 031-372-8333

Jumanji Animal Hospital

USAG Humphreys
Phone: 031-374-0275

Osan 25 hours General Animal Hospital

Location: USAG Humphreys and Osan
Phone: 031-378-1114

Pet 25 hours Animal Hospital

Location: USAG Humphreys and Osan
Phone: 031-655-6941

For 24 hour emergency care, and specialty services such as cancer treatments, non routine surgeries, etc. Seoul National University College of Veterinary Medicine is highly recommended. Your veterinarian can provide you with a referral or you can just take your pet into the center for diagnosis and treatment.

Seoul National University College of Veterinary Medicine

Phone: 02-880-8666 / 02-880-8661
Website: <http://vmth.snu.ac.kr/english.html>

Pet Boarding and Grooming

Osan Pet Lodge

The Osan Pet Lodge offers great prices for overnight pet boarding! The kennel has a large outdoor exercise area where the dogs can run and stretch their legs during their kennel stay. Reservations can be made 60 days in advance, and they do fill up quickly during the holidays and busy PCS seasons!

- Location: Osan Building number; 421-B
- Phone: 0505-784-4314 DNS 784-4314
- Hours: Sunday- Saturday 7:00am to 10:00am, and 2:00pm to 5:00pm.
- Facebook: <https://www.facebook.com/pg/OsanPetLodge>
- Website: <https://www.51fss.com/petlodge/>

Soulmate Pet Care

Soulmate Pet Care offers grooming services as well as kennel services. Location: They are located right outside of the Humphreys walk in gate on the 3rd floor.

- Phone number: 010-4446-9123

Dogtown

Dogtown offers grooming and kennel services.

- Location: They are located just a short drive from the main gate of USAG Humphreys.
- Phone number: 010-4000-9614
- Website: <https://www.facebook.com/pg/DogtownClub>

PetAirline

Pet Airline offers kennel services as well as transportation services to and from Humphreys and the airport.

- Location: Seoul Korea Room 201,2nd floor, 1340-7, Gonghang-Dong, Gangseo-Gu. Phone: 010-2667-0112
- Hours: Monday-Friday 9:00am-6:30pm Saturday 9:00am to 1:00pm.
- Facebook: <https://www.facebook.com/PetAirline/>

The Pet Care Center

The Pet Care Center at USAG Yongsan is an official quarantine facility for the Republic of Korea. It can house up to 21 dogs and 17 cats in condo-like quarters; grooming and boarding services are also available. The staff can also function as a pet broker and will pick your pet up at the airport, clear customs, and deliver it to the Pet Care Center for a fee. The Pet Care Center is not part of the VTF.

- Location: Yongsan Pet Care Center, Building 5256 (located next to Gate 13)
- Phone: 050.3336.6426, 050.3323.3291 DSN: 736.6426, 723.3291
- Facebook: <https://www.facebook.com/yongsanpcc/>
- Hours: Monday-Friday 9:00 am-6:00 pm, Saturday 9:00 am-4:00 pm, Closed Sunday and Holidays

Dog Parks

Korean apartments generally do not provide areas for walking pets, and single homes with yards can be difficult to find and are expensive. USAG Humphreys does have some very nice dog parks. There is a small dog park by old housing, 2 small dog parks by new housing, and a large dog park by the super gym. The small dog park by old housing has a small parking area that makes it very convenient for those who live off base. These can be used by all ID card holders (living on or off post) to exercise and socialize dogs.

Please observe the “rules of petiquette” posted in the park.

- Owners must pick up and dispose of all pet waste.
- You may have up to two dogs per adult per visit. Owners are responsible and liable for their pets’ actions; aggressive pets or pets in heat are not allowed in the park.

Note: Pets are not allowed on ball fields, tennis courts, or basketball courts, or school grounds even if on a leash.

There is at least one dog park off post, and it is located across from PIEF (Pyeongtaek Information Exchange Foundation) near the Oscarville apartments. Please be a good neighbor and follow posted rules.

Pet Adoption


There are many options to acquire a pet both on and off your local installation. Visit your local VTF for informational websites, maps, and directions on where to purchase a pet.

Most VTFs handle the adoption of strays and surrendered animals needing new homes including many pure breeds. Every year during the PCS season many owners find themselves struggling to get their pets home because they did not realize the true responsibilities of pet ownership. Please be sure to fully research the responsibilities and costs of pet ownership and travel before adopting a new pet to help reduce the number of pets in the already overcrowded shelters.

Additional information regarding having your pets in Korea can be found at <https://www.korea.amedd.army.mil/Veterinary/index.html>

Tip: Small animals adopted in Korea such as guinea pigs, hedgehogs, fish, hamsters etc, cannot be imported back to the United States. Please keep this in mind when purchasing.

CHAPTER 4 TRAVEL



DMZ to the Sea Adventures

Gyeongbokgung Palace and the adjacent Gwanghwamun Plaza.

Gyeongbokgung Palace was the major legal residence of the royal family during the Joseon Dynasty. Carrying a meaning of “a place where the new king can enjoy prosperity of great blessings,” this was the first palace built during the Joseon Dynasty. The palace is unique for its vast area and harmony of buildings, and is the only palace to have all four major gates still remaining to this day.

Within the palace grounds, you can see a multitude of restored buildings. Visitors will enjoy looking at the variations among buildings, each serving a unique purpose. Of course, even before entering the palace, tourists enjoy gathering at Gwanghwamun Gate to watch the Royal Guard Changing Ceremony; be sure to time your visit to include this cultural performance in your tour. Gyeongbokgung Palace also offers special evening admissions once a year, so don't miss the opportunity to enjoy the evening atmosphere at the palace grounds if your schedule allows.

- Directions: Gyeongbokgung Station (Seoul Subway Line 3), Exit 5.
- Operating hours: November-February 09:00-17:00 / March-May, September-October 09:00am-6:00pm / June-August 09:00pm-6:30pm (Last admission: 1 hr before closing) Closed Tuesdays
- Admission: Adults 3,000 won / Teenagers & Children 1,500 won
- Open period: April-October (7 months)
- Admission hours: 10:00am, 2:00pm, 4:00pm (and 11:00am on weekends)
- Reservation method: Online reservation via palace website during open period 1~6 days in advance
- Website: www.royalpalace.go.kr (Korean, English)

Tip: A reservation is required for admission to the Gyeonghoeru Pavilion.

N Seoul Tower

Seoul's landmark attraction is none other than N Seoul Tower, located atop Namsan Mountain in the center of the city. The tower draws in visitors year-round, and is most famous for the view it offers of the cityscape at night. For hallyu fans, the tower is a must-visit attraction, having been featured in dramas like “My Love From the Star (2013)” and “Legend of the Blue Sea (2016).”

The tower features not only an observation deck, but also atmospheric cafés and restaurants among other facilities. N. Seoul Tower is a great place to spend an enjoyable evening with friends or loved ones, taking in the beautiful nightscape over a cup of coffee.

Photo: Angkor Wat Sunrise
By: Jessica Lister

- Directions: Chungmuro Station (Seoul Subway Line 3, 4), Exit 2 → From Chungmuro Station Exit 2•Daehan Theater Bus Stop, take Namsan Circulation Bus No. 02 to N Seoul Tower Bus Stop. Namsan Cable Car (Ticket booth): Myeong-dong Station (Seoul Subway Line 4), Exit 3. Walk approx. 10min. (Address: 83, Sopa-ro, Jung-gu, Seoul)
- Operating hours (Observatory): Sunday-Friday 10:00am-11:00pm, Saturday 10:00am-midnight. Admission (Observatory)
- Admission: Adults 10,000 won / Children 8,000 won. Adult fare applies from age 13, and child fare applies to ages 3-12. Children under 3 years of age enter free of charge
- Website: www.nseoultower.com (Korean, English)

Tip: The secret of N. Seoul Tower's color: The light on the pillar of N Seoul Tower is not random; the light changes to reflect the concentration of micro dust in the air. A blue light indicates clear air with little dust, green indicates an average amount of dust, while a red light signals an extreme amount of micro dust in the atmosphere.

Namsan

Namsan is Seoul's most iconic landmark. Walk or take the cable car that lead to the top of the mountain. At the top stands N. Seoul Tower, where you can go for a dinner date at "N. Grill," a rotating restaurant.

Namiseom Island

The island became a popular tourist attraction after appearing in the Korean drama "Winter Sonata (2002)." Originally just a hilltop, Namiseom Island became an island with the construction of Cheongpyeong Dam, which elevated the surrounding water level. The island is rather small, allowing visitors to complete a full tour within half a day. The island's effort to preserve nature and reuse recyclable items is quite noteworthy.

- Location: Namiseom Ticket booth, 1024, Bukhangangbyeon-ro, Gapyeong-eup, Gapyeong-gun, Gangwon-do Directions (Namiseom Dock): Take a taxi for approx. 5-10 min. from Gapyeon station. Namiseom Island is accessible via ferry from Namiseom Dock.
- Operating hours (Namiseom Ferry): 07:30am-9:40pm
- Admission: Adults 10,000 won / Teenagers (Middle-High school) 8,000 won / Children (Age 3 – Elementary school) 4,000 won International tourists can receive discounted fee of 8,000 won. Admission includes round-trip ferry ticket.
- Website: namisum.com (Korean, English, Japanese, Chinese)

Tip: Souvenir photo spots: The best places to visit on Namiseom Island are Metasequoia Lane and Ginkgo Tree Lane. Frequently featured

in dramas and movies, these two walking paths are at the top of the list for visiting Namiseom Island.

DMZ Tour

Every Thursday and Saturday Koridoor Tours has a Half DMZ tour. This tour includes the Unification Bridge, 3rd infiltration tunnel, Dora Observatory, Dorasan Train Station (Unification train link) and Imjingak Park. The price is \$57 for military and civilian. Tour departs at 7:00 am and returns around 4:00 pm. For more information give them a call. Phone: 070-4194-7142 DSN 753-6248,

Every Tuesday and Thursday Osan ITT has a full tour that includes the JSA, Dora Observatory, Freedom Bridge, the Unification Bridge, 3rd infiltration tunnel, Dorasan Train Station (Unification train link) and Imjingak Park Cost is \$55 per person, includes transportation, admission, buffet lunch, and guide. At least four days advanced registration is required.

Osan ITT

- Bldg. 924 | 784-4254
- Hours: Monday-Friday: 10:00am-6:00pm, Saturdays & Exercises: 10:00am-2:00pm. Sundays & Holidays (US & Korean): 10:00-2:00pm
- Website: <https://www.51fss.com>

DMZ To The Sea Day Trip Ideas

Trickeye Museum

Bring your best camera and visit the Trickeye Museum in Seoul. Website: http://trickeye.com/seoul_wp/main/?tl=en_US.

Museums

Seoul has some of the largest museums around. Visit the National Museum of Korea (including the National Hangeul Museum), the National Folk Museum of Korea, Korean War Museum and the National Museum of Contemporary Art. Many offer free admission, English guides, and special exhibits. To learn more and plan your visit the websites listed below.

- Website: www.museum.go.kr/site/eng/home
www.nfm.go.kr
www.mmca.go.kr/eng/

Attend a Festival

Experience one of the many cultural festivals, such as the Seoul Lan-

tern Festival (early Fall) or the Lunar New Year Celebrations (February). Check out visit.korea.com for additional information on festivals happening this year.

KIDS' DMZ to the Sea Adventures List

Though the list above certainly includes many activities that can be enjoyed by the whole family, the following recommendations are perfect for the kids and kids at heart!

Seoul Grand Children's Park

Located in Gwangjin-gu, Seoul Grand Children's Park includes a zoo, botanical gardens, a theme park, and a family park.

- Location: 216 Neungdong-ro, Gwangjin-gu.
- Phone: 02.450.9356
- Website: <http://www.sisul.or.kr/global/main/en/sub/park.jsp>

Seoul Grand Park

Seoul Grand Park complex is to the south of Seoul in the city of Gwacheon. It includes hiking trails, Seoul Grand Park Zoo, rose gardens, and Seoul Land Amusement Park.

- Location: 102 Daegongwongwangjang-ro, Gwacheon-si, Gyeonggi-do.
- Phone: 02.500.7337/7338
- Website: <http://grandpark.seoul.go.kr/engMain.jsp>
<http://eng.seoul-land.co.kr/eng/index.asp>

Lotte World

Lotte World is a major recreation and entertainment complex in Seoul with an outdoor amusement park.

- Location: 240 Olympic-ro, Songpa-gu.
- Phone: 02.1661.2000
- Website: <http://global.lotteworld.com/main.asp>

Everland & Carribean Bay

Everland is Korea's largest theme park; it includes a zoo and Caribbean Bay water park. There are parades held nightly throughout the park.

- Location: 199 Everland-ro, Pogog-eup, Cheoin-gu, Yongin-si, Gyeonggi-do.
- Phone: 031.320.5000
- Website: <http://www.everland.com/web/multi/english/>

KidZania

KidZania is a child-sized replica of a real city, including buildings, shops, and theaters, as well as vehicles and pedestrians moving along its streets. In this city, children work in branded activities such as bottling carbonated beverages, as well as roleplaying in a dentist's office, at a ramen noodle factory, as an airline attendant, and as firefighters.

- Location: 40-1, Jamsil 3(sam)-dong, Songpa-gu.
- Phone: 02.1544.5110
- Website: <http://www.kidzania.co.kr/web/eng/home>

COEX Aquarium

One of Korea's largest aquariums, COEX Aquarium features more than 40,000 creatures from over 650 species, and theme areas such as undersea tunnels and ocean kingdoms.

- Location: 513 Yeongdong-daero, Gangnam-gu.
- Phone: 02.6002.6200
- Website: http://www.coexaqua.com/index_eng.asp

Seoul Forest

You can participate in a variety of outdoor activities (feeding deer, bicycling, skate boarding, horseback riding, etc.) in Seoul Forest. There are also insect and plant museums to explore.

- Location: 685, Seongsu 1(il)-ga 1(il)-dong, Seongdong-gu.
- Phone: 02.460.2905

Korean Folk Village

The Korean Folk Village is a living museum where elements of traditional Korean life and culture are displayed, traditional dances are performed, and equestrian skills are demonstrated. It is located in Yongin, a satellite city in the Seoul Metropolitan Area.

- Location: 90, Minsokchon-ro, Ki heung-gu, Yongin.
- Phone: 031.288.0000
- Website: <http://www.koreanfolk.co.kr/multi/english/>

Traveling in Korea

From Korea, to the many countries beyond, there is a world of opportunity awaiting you and your family, but to maximize your enjoyment, it is wise to be properly informed and prepared. This section will help you become acclimated to your new home, prepare to welcome visitors, and to explore both Korea and the region.

General Information

Public Restrooms

Public restrooms may have western style toilets and/or in-ground toilets. Signs are usually on the doors to identify which type of toilet is inside. You may find a toilet that has seat warmers and other features. Look at the pictures carefully before pressing any buttons.

Foreigners sometimes miss toilet paper in bathrooms because it is often in large dispensers similar in size to a paper towel dispenser located outside the stalls. When you walk into the restroom, you may notice toilet paper dispensers on the wall. This signals that the stalls do not have their own rolls, so take some with you. A good rule of thumb is to carry tissues with you, just in case. You might see a wastebasket and signs that read “do not to throw toilet paper into the toilet.” if you see this then the wastebasket should be used to dispose of your used toilet paper. Be aware that soap for washing and hand towels are often communal.

Space-Available Travel

Patriot Express

Space Available Flights, also referred to as Space A travel or Patriot Express, is air travel that is offered at a highly reduced cost to active and retired members of the military as well as qualifying members of their families. Space A travel is possible if seats remain available after military personnel traveling under orders receive their seats. There are various restrictions governing Space A travel so familiarity with these guidelines is highly recommended.

In Korea, Space A travel is provided at Osan and Kunsan Air Bases. Osan Air Base is located about 30 minutes from USAG Humphreys and is conveniently and inexpensively reached by bus service departing from USAG Humphreys bus Terminal. To ensure the most accurate and up to date information, travelers should speak directly to personnel.

The passenger terminal at Osan Air Base has excellent modern facilities including a spacious, well-equipped play area for families traveling with children. The Space A flights depart from Osan Air Base and arrive in the United States at Seattle International Airport. Connections from Seattle are via regular commercial airlines. Connecting commercial flights are not part of Space A travel and are at the traveler’s personal expense.

Keep in mind that Space A travel is not a reliable means of transportation. Unlike commercial airlines, there are usually no back-up flights if a plane is diverted. There are also no guarantees that seats will be available. This means travelers must be flexible and prepared with an alternative travel plan. If you keep this in mind, and follow all the required guidelines, you will no doubt find that Space A is a great option.

Here are the basic steps for successful Space A travel:

- Identify your eligibility travel category.
- Determine your departure and arrival points, and intended travel dates.
- Prepare required documentation and obtain requisite authorization.
- Register with the Passenger Terminal (the earlier this is done, the better). Be sure to register for both your departing flight and your return flight.
- Call the Passenger Terminal 24-48 hours prior to departure date to receive flight status updates, required “show-time” and projected seat availability.
- Check-in at the Passenger Terminal on flight departure date. Be sure you have all required travel documents (Passport, ID card, authorized letter to travel, and any other documents you were instructed to bring).
- Listen for the seats available announcement. If you are selected for a space available seat, be prepared to check in immediately.

Visas

The best way to get accurate information on visas is to contact the relevant embassy several months prior to the time you are interested in traveling. Conditions are constantly changing around the world, so be prepared for some travel changes. Travel agents or the USO can help groups of travelers obtain passport information and visas. For visitors to Korea, a visa is not required if the period of stay in Korea is 90 days or less.

Korea Tourism

There is an abundance of things to see and experience in Korea, and it can be hard to know where to begin. Be adventurous! Buy a good map and an English/Korean dictionary, acquire some won, and just go explore.

Koreans are friendly and relish the opportunity to teach you about their country and culture. Another option is to start your exploration by joining a group tour with the USO, outdoor recreation or an United Club Bus tour.

Korean Tourism Organization (KTO)

KTO is an excellent source of information and assistance. KTO has information on festivals, museums, dining, and just about anything else you may want to know about Korea.

- Website: <http://english.visitkorea.or.kr/enu>

Things to do in the Pyeongtaek/Osan/Cheonan/Asan Area

Mr. Toilet House (Haewoojae)

This is a unique museum that is in the shape of a toilet that was created to celebrate the establishment of the World Toilet Association (WTA). This is a way to learn a lot about the history of restrooms in Korea.

- Location: 9 Jangan-ro, 458-beon-gil, Jangan-gu, Suwon-si, Gyeonggi-do

Railroad Museum

This museum has materials and artifact like items and vehicles from over 100 years of Korean railroad history.

- Location: 142 Cheoldobangmulgwan-ro, Uiwang-si, Gyeonggi-do

Gakwonsa Temple

This beautiful temple is at the foot of Mt. Taejosan. The location is well known for its large bronze buddha statue. There is a 100 space parking lot and parking costs 1500 won or about \$1.50. Admission to the temple is free.

- Location: San 98-83, Anseo-dong, Cheonan-si, Chungcheongnam-do

Independence Hall of Korea

The Independence Hall displays Korean historical documents and relics with a focus on the independence movements of the Japanese Colonial Period. The building was originally the interim government building of Korea in China and was brought over to Korea after the liberation from the Japanese rule on August 15, 1945.

- Location: 95, Sambang-ro, Mokcheon-eup, Dongnam-gu, Cheonan-si, Chungcheongnam-do

The Korea History and Culture Park

The park is based on the creation myth of Dangun's Gaecheon & Hongik. At the center of the park is a 33 meter high statue of the founder of Korea, Dangun holding a globe and is the largest of its kind in Korea.

- Location: 284-88, Gyocheonjisan-gil, Dongnam-gu, Cheonan-si, Chungcheongnam-do

Hwaseong Haenggung Palace (Suwon Fortress)

This fortress was the temporary palace for the king and royal family during a war. There is a guard ceremony that is held at the front gate every Sunday from April to October. While here be sure to check out the Hwaseong Fortress Tourist Trolley for a wonderful ride around the fortress.

- Location: 825 Jeongjo-ro, Paldal-gu, Suwon-si, Gyeonggi-do

Yongjusa Temple and Yungneung

The temple is only a 5 minute walk from the joint tomb of King Jangjo and Queen Heongyeong. The temple is beautiful and hosts multiple templestays that you can enjoy.

- Location: 136, Yongju-ro, Hwaseong-si, Gyeonggi-do

Jebudo Island

You can witness the parting of the sea at Jebudo island! There is a 2.3 kilometer stretch of water between Jebudo Island and Songgyo-ri, Seosin-myeon that parts twice a day during the low tide.

- Location: 96, Jebumal-gil, Hwaseong-si, Gyeonggi-do

Pocheon Art Valley

This is an environmental restoration project that is led by Pocheon-si. They host various programs including special exhibitions as well as weekend and special performances.

- Location: 234, Artvalley-ro, Sinbuk-myeon, Pocheon-si, Gyeonggi-do

Unaksan Mountain

The mountain is 936 meters above sea level and has trails that are beautiful with purple magnolias in mid April and azaleas in May.

- Location: 39, Hwadong-ro 184beon-gil, Hwahyeon-myeon, Pocheon-si, Gyeonggi-do

Dangjin Marine Tourism Organization

At the Dangjin Marine Tourism Organization you can tour and explore old battleships. In this area you will also find a carnival, fish market and a very nice park that you can walk around and view the unique sculptures.

- Location: 79, Sapgyocheon 3-gil, Sinpyeong-myeon, Dangjin-si, Chungcheongnam-do

Onyang Hot Spring

This is the oldest hot spring in Korea and is 1300 years old. This location has been operating as a hot spring for about 600 years. The water temperature is around 57 and is known for being effective in treating arthritis, skin problems and high blood pressure.

- Location: Oncheon-dong, Asan-si, Chungcheongnam-do

Onyang Folk Museum

The folk museum preserves and displays traditional Korean folk culture. The museum has indoor and outdoor halls so visitors can learn about the lifestyle and culture of Korea's past.

- Location: 123, Chungmu-ro, Asan-si, Chungcheongnam-do

Hyeonchungsa (Admiral Yi's Shrine)

You can learn all about Admiral Yi or General Lee Sun-Shin (1545-1598). Admiral Yi was one of the best naval commanders Korea has ever known and was never defeated at sea even though he had no prior naval training.

- Location: 126, Hyeonchungsa-gil, Asan-si, Chungcheongnam-do

Baseball

You can see the KT Wiz play baseball at the Suwon Stadium! Check out this website for additional information and details.

- Website: www.homeplate.kr/suwon-stadium-suwon

Basketball

The Seoul Thunders play basketball at the Jamsil Stadium Complex. The websites below will provide you with the information you need.

- Website: <http://eng.koreabaseball.com/>

Website: <http://www.kbl.or.kr/english/greetings.asp> to see a game!

Ice Hockey

Attend a Ice Hockey game such as Anyang Halla in Anyang Ice Arena

- 1023 Bisan-3dong, Dongan-gu, Anyang City, Gyeonggi-do
- Website: <http://www.alhockey.com/team/halla/>

Bear Tree Park

You can see bears at this family friendly park!

- Location: 217, Sinsong-ro, Jeondong-myeon, , Sejong-si
- Phone: 82-41-866-7766
- Operating Hours: April - September: 09:00am - 6:30pm. October - March: 09:00am - 6:00pm Closing time: around sunset
- Website: www.beartreepark.com

Tip: Visitors will be granted admission up to 2 hours before closing

Pinnacle 4 Hike

This little mountain is great for casual hikers since it is short, has steps, and is an easy path. The views on the way to the top are quite amazing as you overlook the river and a few lakes. The top of the mountain is flat and is a great place to have a picnic. It is highly recommend as an easy afternoon or lazy weekend trip. The hike is quite close to Camp Humphreys and Pyeongtaek so it's a relaxing weekend event.

- Location: 신봉길 Sinbong-gil, 아산시 ASan-Si, South Korea

Asan Pinnacle Land

This themed park is perfect for both couples and families. Families will love the knee deep paddling pool for the children in the summer, as well as lots of candies and treats to enjoy.

- Entrance Fee Adults 7,000 won / Children 6,000 won
- Hours: Summer 10:00 am - 6:30 pm Winter 10:00 am -5:00 pm
- Location: 20-42 Wolsan-gil, Yeongin-myeon, Asan-si, Chungcheongnam-do
- Phone: 041-534-2580

Blue Crystal Village in Asan

This place is also called Asan Mediterranean Village, is located in Asan-si, Chungcheongnam-do. There are various cafes, restaurants, galleries, and shops in the relatively small area. Some of the shops belong to famous brands like Michael Kors and Polo. Asan itself is actually famous for its hot springs.

- Location: Search Blue Crystal Village in Waze.

Gwangmyeong Cave Glow caves

This cave was used to mine gold, silver, bronze, as well as zinc. It is now open to tourists to visit and have a cultural and art experience. This cave also has a wine tasting area.

- Location: 142, Gahak-ro 85beon-gil, Gwangmyeong-si, Gyeonggi-do
- Website: cavern.gm.go.kr/

Mallipo Beach

The beach is just a short drive from Camp Humphreys and Osan Air Base. It is only about 60 miles from either base. Highway 32 dead ends right into Mallipo Beach. It is a nice sandy beach with shallow water. Umbrellas, tubes, and ATV rentals are available. Showers and bathrooms are right at the beachfront next to 7-Eleven. There is also camping nearby.

- Location: Maps: iPhone, Google, Naver, Waze – search for Mallipo Beach

Cafes

Cafes in Korea are interesting! They are not your normal sit down drink coffee and read cafes, the cafes here are themed and usually include an activity or experience along with your coffee or bite to eat!

Indoor Fishing

Many think of fishing as a peaceful sport that can only be enjoyed at the outskirts of cities. However, indoor fishing cafes can be found across the nation and are proving such stereotypes to be untrue.

- Location: JungAng 2-Ro, PyeongTaek-Si, South Korea

Archery Cafe

Grab a bow and arrow and practice your “Hunger Games” stance in an Archery Cafe!

- Location: Search Shooting Zone in Waze.

Dog Cafe

Dog cafes allow you to drink your coffee while petting and providing treats, you can purchase, to the cute pups at the cafe!

Sams Dog Cafe

- Location: peangseognam-Ro Phone 031-658-9235 Search Sam’s Dog Cafe in Waze

Cat Cafe

Similar to the dog cafes, at the cat cafe you can drink your coffee while attempting to pet cats!

- Location: PyeongTaek-si Search for Cat Cafe in Waze.

Raccoon Cafe

In a racoon cafe you can get up close and personal with racoons! Coffee is provided in your admission and you can purchase treats that will encourage the racoons to get close! You can usually ask the server to take your picture and they may help you create some unique photos by getting the racoons to do things like climb on your head!

- Location: CheonAn-S you can search for Raccoon Cafe in Waze.

Meerkat Cafe

This is your chance to see and pet a meerkat! Please be advised children under the age of 15 are not allowed.

- Location: (Seoul) Wausan 19-10 Search for Meerkat Cafe in Waze.

Sheep Cafe

Have you ever wanted to drink coffee and meet sheep? You have your chance at the sheep cafe!

- Location: (Seoul) Seogyo-dong, Mapo-gu, Seoul Search Sheep Cafe in Waze

Other things to do

Screen Golf at Golf Zone

Screen golf lets you use real golf clubs to hit a real golf ball into a screen! You will watch the ball fly through the air on the screen and land on the green or in the rough depending on how good of a golfer you are! This is an excellent indoor activity for those hot summer days when it is too hot to golf outside! You can bring your own golf clubs or use clubs that are provided by the location.

- Location: 286-12 Seokgok-ri, Dunpo-myeon, Asan-si, Chungcheongnam-do

Tip: There are many golf zone locations, You can also search golf zone in waze to find other golf zone locations!

Screen Baseball

Similar to screen golf, screen baseball uses real bats and real baseballs to allow you to get the full baseball experience without the running! Some locations even have screen pitching! This is a great activity for a group or for just a few friends!

- Location: 15 Bijeon 5-ro Pyeongtaek-si Gyeonggi-do

Kids Cafes

There are many cafes for children to play!

Jump Nori

Located near USAG Humphreys this kids cafe is for children under 8 years old and under 120cm tall. They have two trampoline rooms as well as some books, riding toys and a sand room!

- Location: Gyeonggi-do, Pyeongtaek-si, Paengseong-eup, Nam-san-ri, 98-68 Beonji You can also search Jump Nori in Waze

Tayo Cafe

This cafe has the normal kid cafe items including toys and play houses.

- Location: Search Tayo Kids Cafe in Waze

Piko Island

This cafe has a variety of activities for children including slides, climbing areas and legos.

- Location: Search Piko Island in Waze

La Cartata

As well as the normal kids cafe items this cafe features a long race-track where children can drive themselves or have a parent drive them via remote control.

- Location: Search La Cartata in Waze

Bang Bang Zone

This cafe features a trampoline for older kids as well as playhouses for children under 6 years old.

- Location: Search Bang Bang Zone in Waze

Pea pod:

This cafe is for younger children.

- Location: Search PeaPod in Waze

This is just to name a few in the immediate area... there are more in Pyeongtaek by AK plaza and Beyond!!!

Things to do in Seoul

The majority of the sites in this section can be easily reached using the Seoul subway or bus systems. You may want to stop by the USO or ACS before heading out to pick up English maps, information on local cuisine and culture, subway maps, and bus schedules. Once out in the city, most tourist areas have tourist information booths or guides wearing red shirts, with maps of the local neighborhoods and businesses.

Seoul has many cultural, historical, and entertainment venues. The following list includes some of the most popular, but it is by no means exhaustive! Explore the many palaces, museums, parks, and other attractions beyond this list.

Points of Interest

Bukchon Hanok Village

Bukchon Hanok Village is an area where traditional Korean houses called hanok form a group, which encompasses Gahoe-dong, Jae-dong, and Samcheong-dong in Jongno-gu. Bukchon has been a traditional residential district for more than 600 years. The village is located between two palaces. The eaves of houses are connected and walls are shared. These homes are often still occupied, so consideration should be made regarding large groups and rowdy behavior.

The Gahoe-dong Traditional Village Cultural Festival is held in the streets of Bukchon Hanok Village by the Bukchon Nobility Life & Culture Pavilion, where visitors can learn about the lives of historical Koreans. Location: Public Transportation: Anguk Station (Subway Line 3, Exit 3) Website: <http://bukchon.seoul.go.kr/eng/index.jsp>

Cheonggyecheon Stream

Cheonggyecheon Stream is 8.4 km long and offers wonderful walkways and rocky areas to sit and have lunch. At night, lights accentuate the fountains and provide a romantic feel for an evening stroll. Start at either Gwanghwamun or City Hall stations.

- Location: Cheonggye Plaza Public Transportation: Gwanghwamun Station (Subway Line 5, Exit 5), City Hall Station (Subway Line 1 or 2, Exit 4) and head toward the pink seashell
- Website: <http://english.sisul.or.kr/grobal/cheonggye/eng/WebContent/index.html>.

Han River Boat Cruise

A boat cruise along the Han River is one of the best ways to view Seoul's riverfront areas. Several boats cruise the waters of the Han, making one-way and round-trip tours. In addition to the regularly scheduled tours, the boats can be chartered for special occasions and parties. You can get more information and purchase tickets at the Discover Seoul desk inside the Dragon Hill Lodge.

- Phone: 02-3271-6900, 050-3338-2222 x6286
- Website: <http://www.elandcruise.com>

N Seoul Tower

Visible from almost anywhere in Seoul, N Seoul Tower serves as an excellent landmark. Built on a 262-meter peak in Namsan Park, the tower reaches to 480 meters above sea level. When the weather and pollution levels cooperate, visiting the observation tower (370 meters above sea level) allows you to view the entire city and surrounding areas. There are several restaurants at the Tower, including a rotating restaurant above the observation deck, and a Trick Eye Museum.

- Website: <http://www.nseoutower.co.kr/eng/index.asp>

Namsangol Traditional Folk Village

Located just north of Namsan Park, the Seoul government recreated a small village that resembles the architecture and gardens of the area during the Joseon Dynasty (1392-1910). The area contains five restored traditional houses with furniture and decorations authentic to the period. There are standing programs featuring traditional Korean arts and cultural activities and admission is free.

- Location: Public Transportation: Chungmuro Station (Subway Line 3 or 4, Exit 3 or 4)

Seoul Arts Center

This center houses many concert halls and galleries. There is an Opera House, Music Hall, Hangaram Art Museum, Hangaram Design Museum (which features rotating exhibits), Seoul Calligraphy Art Museum, several gift shops and a small restaurant.

- Location: Public Transportation: Nambu Bus Terminal Station (Subway Line 3, Exit 5) then take the free shuttle bus (just outside exit 5)
- Phone: 02-580-1300
- Website: www.sac.or.kr/eng

Seoul City Bus Tour

This bus tour takes you all over the city. You can get on and off the bus as many times as you wish, visiting whatever interests you. There are English speaking guides, as well as audio guides on the bus. Tickets may be purchased as you get on the bus. Look for red pillars marked "Seoul City Bus Tour." The bus is also marked "Seoul City Bus Tour."

- Location: Public Transportation: Multiple stops around the city, including outside Gate 1 (Main Gate/DHL Gate)
- Hours: Buses do NOT run on Mondays.
- Website: <http://en.seoulcitybus.com/>

63 Building

The towering, golden building south of the Han River is one of the tallest skyscrapers in Seoul and was the tallest building in Asia when it opened in 1985. It is an indoor space that offers high quality entertainment in five attractions: Seaworld Aquarium, the Sky Art Gallery and observation deck, an IMAX Theater, 63 Art Hall, and a Wax Museum.

- Location: Public Transportation: Yeouinaru Station 527 (Subway Line 5, Exit 1)
- Website: <http://www.63.co.kr/home/63CITY/eng/main.do>

Palace Districts

The Palace District of central Seoul is bounded by five grand palaces. Check out the traditional tea shops and trinkets of the major tourist center in Insadong, the art galleries in Samcheong-dong, and stroll through streets studded with traditional hanok buildings in Bukchon-dong. The official South Korean presidential residence, Cheongwadae, also known as the "Blue House," is also located within this district.

The royal palaces of Seoul are the pride of Korea. Although most of the buildings were damaged or destroyed by war, their historical and aesthetic significance are still appreciated throughout the world. All of the palaces and their contents date from the Joseon Dynasty (1392-1910) and restorations are ongoing.

At specific times during the day, there are special ceremonies performed, such as the changing of the guard or a traditional Korean wedding ceremony. Special tickets can be purchased for multiple palaces at discounted rates.

Changdeokgung and Biwon (Secret Garden)

A UNESCO World Heritage site, this palace was first built in 1405; the buildings have all been recently restored and repainted. Buildings of particular note include the blue-roofed Seonjeongjeon, which was the king's office, and the Daejojeon ("Great Making Hall"), his bedchamber. Most famous of all is the Biwon ("Secret Garden"). Access to the Biwon complex is by guided tour only.

- Location: Public Transportation: Jongno 3-ga Station (Subway Lines 1, 3 or 5, Exit 6) or Anguk Station (Line 3, Exit 3)
- Hours: 9:00 am-5:30 pm (closing hours vary upon season), Closed Monday
- Website: <http://eng.cdg.go.kr/main/main.htm>

Deoksugung

This palace is a vivid contrast to other nearby palaces. Built during the mid-fifteenth century, the architecture is a fusion of both Korean and Western architecture, and a modern art museum is located on the grounds. Deoksugung is located across from Seoul City Hall.

- Location: Public Transportation: City Hall Station (Subway Lines 1 or 2, Exit 2)
- Hours: 9:00 am-9:00 pm. Closed Monday; Changing of the Royal Guards ceremonies: 11:00 am, 2:00 pm, and 3:30 pm.
- Website: http://english.visitkorea.or.kr/enu/ATR/SI_EN_3_1_1_1.jsp?cid=264316

Changgyeonggung

Changgyeonggung Palace ("Palace of Bright Rejoicing") was built in 1104 as a summer palace by Goryeo King Sukjong. It later became one of the main palaces during the Joseon Dynasty and was used as a temporary home for the king while Gyeongbok Palace was being built. It is accessible on the same entry ticket as the UNESCO World Heritage site, Jongmyo Shrine.

- Location: Public Transportation: Hyehwa Station (Subway Line 4, Exit 4)
- Hours: 9:00 am-5:30 pm (closing hours vary upon season). English tours: 11:00 am and 4:00 pm. Closed Monday.
- Website: http://english.visitkorea.or.kr/enu/SI/SI_EN_3_1_1_1.jsp?cid=264350;

Gyeongbokgung

Built in 1395, Seoul's grandest and most beautiful palace was the

seat of power for centuries before it was razed in 1592 and again in 1910 by the Japanese. Large parts have been restored and the most representative edifices of the Joseon Dynasty, Gyeonghoe-ru Pavilion and Hayangwonjeong Pond, are still relatively intact. The vast grounds house the National Palace Museum of Korea and the National Folk Museum. At specific times during the day, there are special ceremonies performed, such as the changing of the guard or a traditional Korean wedding ceremony. Special tickets can be purchased for multiple palaces at discounted rates.

- Location: Public Transportation: Gyeongbokgung Palace Station (Subway Line 3, Exit 5) or Gwanghwamun Station (Subway Line 5, Exit 2)
- Hours: 9:00 am- 5:00 pm (closing hours vary upon season). Closed Tuesday. English tours are available at 11:00 am, 1:30 pm, and 3:30 pm.

Gyeonghuigung

This palace, which historically served as a secondary palace where the king moved to in times of emergency, boasts beautiful architecture that complimented the slanted geography of the mountains surrounding it. Also called Seogwol, "A Palace of the West," this palace was commissioned by King Gwanghae in 1617 and is located near the Seoul History Museum and Deoksugung Palace.

- Location: Public Transportation: Seodaemun Station (Subway Line 5, Exit 4)
- Hours: 9:00 am-6:00 pm. Closed Monday.
- Website: http://english.visitkorea.or.kr/enu/ATR/SI_EN_3_1_1_1.jsp?cid=264308

Unhyeongung

Located in the middle of Seoul's business district, Unhyeongung Royal Residence was the home of young Gojong, who later became Emperor during the Joseon Dynasty. This small palace has several elegant buildings to tour.

- Location: Public Transportation: Anguk Station (Subway Line 3, Exit 4) or Jongno 3-ga Station (Subway Line 5, Exit 4) Phone: 02.766.9090
- Hours: 9:00 am-6:00 pm (closing hours vary upon season). Closed Monday.
- Website: http://www.unhyeongung.or.kr/index_eng.php

Museums

National Museum of Korea

The museum houses a collection of artifacts from the Paleolithic Age to modern times. There is a food court, a children's museum, gift shops, tea and coffee shops, and other restaurants. No admission fee is required for the permanent exhibits, the children's museum, and temporary exhibitions. Visitors must get a free admission pass at the ticket booths before entering the museum. Special exhibits sometimes require separate tickets.

- Location: Directions: Walk out gate 13 in Yongsan (South Post Visitor Center Gate), turn left, and walk about 150 meters toward Yongsan Family Park. The museum will be on your left.
- Website: <http://www.museum.go.kr/site/eng/home>

War Memorial of Korea

Across the street from Korea's Ministry of Defense, and next to USAG Yongsan, sits the War Memorial of Korea. Its granite facade and surrounding park with vintage airplanes and tanks is impressive. The museum displays nearly 5,000 years of history of foreign invasions, from before the Three Kingdoms Period through the Korean War.

This free museum also has rotating exhibits, a free Children's Museum annex, and periodic play areas that are featured in the lower level of the building. Special exhibits require separate tickets be purchased.

- Location: Public Transportation: Samgakji Station (Subway Lines 4 and 6, Exit 12) Directions: From the Dragon Hill Lodge gate, turn left; the Museum will be across the street.
- Hours: 9:00 am-6:00 pm, closed Monday. If a holiday falls on a Monday, then the museum will be open that Monday but closed the following day.
- Website: <https://www.warmemo.or.kr/newwm/eng/main.jsp>

National Folk Museum of Korea

The National Folk Museum of Korea is an educational venue where visitors can learn how Koreans lived from the past to present. It is located in the center of Seoul (adjacent to Gyeongbokgung Palace).

The Museum operates three permanent exhibition halls and an open-air exhibition hall, including one dedicated to the history of daily life and culture of the Korean people, another hall about the Korean Way of Life and a hall for the life cycle of Koreans. Additionally, special exhibitions are held at least four times a year to further broaden the understanding

of Korean folkways.

- Location: Public Transportation: Gyeongbokgung Palace Station (Subway Line 3, Exit 5) or Gwanghwamun Station (Subway Line 5, Exit 2)
- Phone: 02-3704-3114
- Hours: Hours vary by season; closed Tuesday and January 1.
- Website: <http://www.nfm.go.kr/language/english/main.jsp>

Busan

City Tour Bus

Busan City Tour Bus The city has a well-developed public transportation system, but for a more convenient and all-inclusive tour, hop aboard a Busan City Tour bus, which is comprised of a variety of one-day tours that cover the area's major attractions.

- Website: www.citytourbusan.com

Busan Sea Life Aquarium

This aquarium maintains over 250 species of marine life and over 10,000 specimens. Sea Life's 80m underseas tunnel is a spectacular sight and the touch pool area allows visitors to touch live creatures. Located near Haeundae Beach Get there on the Busan Line 2, Exit 3 & 5

- Location: 266 Haeundaehaebyeon-ro, Haeundae-gu, Busan
- Hours: Weekdays 10am-7pm, weekends 9am-9pm.

Dalmaji-gil Road

This hill leads to Songjeong Beach from Haeundae Beach. It offers a refreshing view of the seashore. Each corner on the street contains pretty cafes, restaurants and galleries. Beautiful cherry blossoms fill the road in the spring.

- Location: Jung 2-dong, Haeundae-gu, Busan

Dongbaekseom Island

This island offers a panoramic view of the sea, Gwangandaegyo Bridge and Oryukdo Island. The Nurimaru APEC House is a venue for international meetings and is an icon of the island and one of Busan's landmarks. The Bay 101, located near the entrance offers various options for leisure including water skiing, yachting as well as dining in restaurants or cafes. Yacht tours: start at 60,000 won.

- Location: 116 Dongbaek-ro, Haeundae-gu, Busan
- Website: www.thebay101.co.kr

Gwangalli Beach

Trendy cafes, bars and restaurants have taken up shop along the coastline making Gwangalli a frequently sought out destination for young adults. Fresh seafood can be enjoyed at more than 300 restaurants or at the marketplace specializing in live seafood. An outdoor stage is host to various festivals and events, including the annual Busan Sea Festival that takes place in August. At night the Gwanggandaegyo Bridge boasts over 16,000 glittering LED lights. In late October, the skies above the bridge are lit up by the Busan Fireworks Festival.

- Location: 219 Gwanganhaebyeon-ro, Suyeong-gu, Busan

Haedong Yonggungsa Temple

Most Korean Temples are nestled in mountain, but Haedong Yonggungsa Temple rests atop rocks along the coastline. The sounds of waves accompany the majestic view of the temple at harmony with the sea. The temple is one of the best spots to watch the sunrise in Busan.

- Location: 86 Yonggung-gil, Gijang-eup, Gijang-gun, Busan
- Directions: Haeundae Station, Busan Line 2, then a 20 min ride by taxi

Dongnae Hot Springs

This alkaline hot spring began surging some 1,500 years ago and is known to be effective for illnesses affecting the skin, joints and gynecological disorders. It is also ideal for resting the body after traveling.

- Location: Oncheon-dong, Dongnae-gu, Busan
- Directions: Oncheonjang Station, Busan Line 1, Exit 1
- Website: www.dongnaespa.com

Jagalchi Market

This market is Korea's largest fish market and sell seafood caught from the seas surrounding Busan and the South Sea. The market opens at the crack of dawn, offering visitors the freshest seafood at a great value.

- Location: 52 Jagalchihaean-ro, Jung-gu, Busan
- Directions: Nampo Station, Ext 2 on Busan Line 1
- Website: www.jagalchimarket.bisco.or.kr

Bupyeong Kkangtong Market

This market was established in 1910 and has the honor of being Korea's first permanent night market. Many of Korea's most popular snacks can be enjoyed here including bibim dangmyeon (spicy noodles), tteokbokki (spicy rice cakes), and danpatjuk (red bean porridge).

After 6pm the night market comes alive, offering foods from the countryside as well as Vietnam, Indonesia, Turkey and Japan. Merchants sell clothing and accessories.

- Location: 32 Junggu-ro 39beon-gil, Jung-gu, Busan
- Directions: Jagalchi Station, Busan Line 1, Exit 3, 5 & 7

Yongdusan Park

This park is located in the heart of the city on the Yongdusan Mountain. It offers a panoramic view of the sea and downtown Busan from its observatory on Busan Tower. An escalator located in Gwangbok-dong Cultural and Fashion Street near Exit 1 of Nampo Station takes visitors uphill.

- Location: 37-55 Yongdusan-gil, Jung-gu, Busan
- Directions: Nampo Station, Busan Line 1, Exit 7
- Website: www.yongdusanpark.bisco.or.kr

Gamcheon Culture Village

This residential village offers a unique landscape produced by the sight of tightly huddled houses with colorful rooftops built upon upwardly sloping roads along the seashore. Young artists have painted all over the walls in its mazy-like alleys. This village was first settled by refugees of the Korean War in the 1950s, some of whom still reside there. Various hands-on programs such as pottery making, woodcrafts and traditional shoes are available for those who reserve by phone.

- Location: 200 Gamnae 1-ro, Saha-gu, Busan
- Directions: Toseong Station, Busan Line 1, Exit 6
- Phone: 051-293-3443
- Hours: March-October 9am-6pm, November-February 9am - 5pm
- Website: www.gamcheon.or.kr

UN Memorial Cemetery

Constructed in 1951, this is the only cemetery in the world dedicated to Soldiers of the United Nations, and houses the remains of UN Soldiers who gave their lives during the Korean War. Flags from 21 participating countries as well as that of the UN are hoisted. Memorials honoring the war dead and an exhibition hall are also onsite.

- Location: 93 UN Pyeonghwa-ro, Nam-gu, Busan
- Directions: Daeyeon Station, Exit 3 or Kyungsoo Univ. Pukyong National Univ. Stn, Busan Line 2, Exit 5
- Website: www.unmck.or.kr

Taejongdae Park

This hill located on the southernmost tip of the Yeongdo coast features magnificent views of fantastically shaped cliffs and a lush back pine forest at harmony with this wide open sea.

- Location: 24 Jeonmang-ro, Yeongdo-gu, Busan
- Directions: : 25 min taxi ride from Nampo Station, Busan Line 1
- Website: www.taejongdae.bisco.or.kr

Gangwon-Do Region

This region is over 70% mountainous. It is also the most popular holiday destination for Koreans

Eco Green Campus

This ranch lies along the longest mountain ridge of Korea along the Baekdudaegan Mountain Range, and is also the largest ranch in Asia. Visitors will enjoy the peaceful and pastoral ranch where herds of sheep and cows move naturally in groups. Visitors can feed the sheep. The ranch is beautiful throughout the four seasons and on clear days the East Sea can be viewed from its observatory.

- Location: San 1-107 Hoenggye-ri, Daegwallyeong-myeon, Pyeongchang-gun, Gangwon-do
- Directions: 20 min by taxi from Hoenggye Intercity Bus Terminal
- Website: www.ecogreencampus.com

Odaesan National Park

This mountain is famous for its lush forests and snowy landscape. In the fall autumn foliage and evergreens create picturesque scenery; and Sogeu-gang Valley's unusual rock formations produce a stunning landscape. There are two Buddhist temples at this mountain that were built during the Silla Period. Woljeongsa Temple is ideal for hiking with trails lined with fir trees. Visitors can also enjoy over 20 dishes made with mountain vegetables.

- Location: 2 Odaesan-ro, Jinbu-myeon, Pyeongchang-gun, Gangwon-do
- www.odaesan.knps.or.kr

Jeong Gang Won

Jeong Gang Won is a Korean traditional food culture experience center set in a remodeled traditional Korean house. Many traditional programs are offered. Guest can try on traditional Korean clothing (Hanbok), make various Korean dishes like bibimbab or kimchi or even spend the night and experience the life in a traditional Korean home.

- Location: 2010-13 Geumdang-gyegok-ro, Yongpyeong-myeon, Pyeongchang-gun, Gangwon-do
- Directions: 10 min taxi or 30 min bus from Jangpyeong Terminal

Hwanseongul Cave

The largest cave in Asia, Hwanseongul Cave measures 6.2 km long. The cave is a complicated structure, full of fantastic shaped stalactites and inhabited by many cave creatures. Visitors may also take the monorail that departs from the ticket booth to the entrance of the cave, which offers a beautiful view of the Deokhangsan Mountain that sits on top of the cave.

- Location: 800 Hwanseon-ro, Singi-myeon, Samcheok-si, Gwangju-do
- Directions: 40 min by bus from Samcheok Bus Terminal; 15 min bus from Singi Station

Gangneung Anmok Beach Coffee Street

This area along the coast of Anmok Beach has 30 local and franchised coffee shops. Visitors can taste various types of roasted coffee all while enjoying a scenic view of the sea. The Gangneung Coffee Festival is held annually in October and offers plenty to see, including dessert cook-offs and coffee themed art exhibitions.

- Location: 17 Changhae-ro, Gangneung-si, Gangwon-do
- Directions: 20 min by taxi from Gangneung Express Bus Terminal
- Website: www.coffeefestival.net

Ojukheon House

This is the birthplace of Yulgok, the leading Korean scholar of the 16th century, and his mother Shin Saindang, who was a painter and poet. She symbolized the Korean version of "Good Wife, Wise Mother" The Joseon-era house and shrine have been well preserved and the museum displays relics that were excavated from nearby regions and date back to prehistoric times. Yulgok is featured on the 5,000 won notes and Shin Saindang is featured on the 50,000 won note.

- Location: 24 Yulgok-ro 3139 beon-gil, Gangneung-si, Gangwon-do
- Directions: 15 min by bus from Gangneung Express Bus Terminal
- Website: www.ojukheon.gangneung.go.kr

Daegu

Daegu City bus tour.

The bus tour makes a round of stops of Daegu's highlights. During specific seasons, there will be special events like Strawberry Picking or farm tours included on the tour. www.daegucitytour.com

- Location: Starts at the Daegu Bus Terminal, Sinnam Metro Station, or Dongdaegu Train Station

Daegu Farm Tour with EPIK

Farm tour takes you 20 min out of Daegu city to the country area. It is a day filled with cultural activities. EPIK bridge teaching experiences with learning about Korean culture. Learn to weave Korean straw baskets while eating homemade duk (aka glutinous rice). Herb Hills Amusement Park is an amusement park which revolves around the idea of nature and herbs. There are a few amusement rides, interactive classes in soap making, a petting zoo and a beautifully manicured park to saunter through. Then end the day visiting the Herb Wellness Museum in Daegu city's herb district to learn a bit about Korean herbal tradition.

Jin Golmok Alley

This alley was once inhabited by affluent residents during the early 20th century and it is still full of old western style architecture and historical landmarks. Traces of the early 20th century history can be observed at Gyesan Catholic Church, which was built by a French priest, Mido Dabang, which was a popular teahouse for writers and politicians, and the Samirundong-gil Road, where students fought for independence against the Japanese colonial rule.

- Location: 31 Jin Gol Mok-gil, Jung-gu, Daegu
- Directions: Banwoldang Station, Daegu Lines 1 & 2, Exit 14 & 15, Jungangno Station, Daegu Line 1, Exit 1

Daegu Herb Wholesale Market

Boasting almost 360 years of history, this is Korea's oldest medicinal herb market. Stores selling various medicinal herbs, including ginseng, line the 715m long market. This wholesale market is this main distribution center for medicinal herbs across the country. Visitors can partake in medicinal foot baths and soap making at the Yangnyeongsi Museum of Oriental Medicine, or enjoy the Daegu Yangnyeongsi Herb Medicine Culture Festival held every May, which features a wide variety of activities including free oriental treatments and medicinal food tastings.

- Location of wholesale market: 51-1 Namseong-ro, Jung-gu, Dage
- Location of museum: 49 Dalgubeol-daero 415-gil, Jung-gu, Daegu
- Directions: Banwoldang Station, Daegu Lines 1 & 2, Exit 14 & 15
- Website: www.dgom.daegu.go.kr

Seomun Market

This market specializes in fabric-related items. Visitors will also be able to find a selection of clothing, crafts and dried seafood. The market is famous for their Kalguksu (noodle soup), yangnyeom eomuk (season fish cake), and napjakmandu (flat dumplings).

- Location: 45 Keunjang-ro 26-gil, Jung-gu, Daegu
- Directions: Sinnam Station, Daegu Line 2, Exit 1
- Website: www.seomun.net

Duryu Park

Inside is an E-world Theme park, public library, baseball field, and outdoor stage. E-World's 83 tower includes observation deck, ice rink, restaurant, cafe and museum.

- Location: 161 Duryongwon-ro, Dalseo-gu, Daegu
- Directions: Duryu Station, Daegu Line 2, Exit 10 & 14

Shilla Millennium Park

This is a theme park that integrates the history and culture of the Silla Period with fun. A reproduction of an aristocratic village with Silla architecture. Visitors can enjoy making arts and crafts, and watch plays and martial arts performances based on major events during the Silla Period. The park also features Ragung, a traditional hanok hotel built by master artisans.

- Location: 55-12 Expo-ro, Gyeongju-si, Gyeongsangbuk-do
- Directions: 30 min by taxi from Singyeongju Station, KTX
- Website: www.smpark.co.kr

Buseoksa Temple

This temple was built in 676, the temple is considered to be one of Korea's most beautiful examples of traditional architecture. The temple houses Silla's most beautiful stone lantern (National Treasure No. 45). With the Bonghwasan Mountain as its backdrop, the temple is also famous for its autumn scenery.

- Location: 345 Buseoksa-ro, Buseok-myeon, Yeongju-si, Gyeongsangbuk-do
- Directions: 50 min by taxi from Yeongju Intercity Bus Terminal
- Website: www.pusoksa.org

Cheongdo Wine Tunnel

This tunnel was converted from an old train tunnel and is now a wine cellar that stores wine made from the Cheongdo persimmons. The tunnel houses a wine fermentation tank and artwork related to it. Visitors can participate in wine tastings and wine making programs.

Location: 100 Songgeum-gil, Hwayang-eup, Cheongdo-gun, Gyeongsangbuk-do

- Directions: 10 min by taxi from Nam Seong Hyeon Station
- Website: www.gamwine.com

Ulleungdo Island

The island is a lone volcanic island in the East Sea. Walk around the path along the cliff coast for spectacular views of the ocean and rocky cliffs. The 3 hour ferry ride to the island can be a slight inconvenience, but the island's unique charm still attracts many visitors.

- Location to ferry: 121, Imhang-ro, Donghae-si, Gangwon-do
- Website: <http://www.ulleung.go.kr/english/>

Baegam Hot Springs

Located in Uljin, the hot springs are the most famous sulfur hot springs on the east coast. The natural spring water is good for aches, arthritis and atopic dermatitis.

- Location: Oncheon-ro, Onjeong-myeon, Uljin-gun, Gyeongsangbuk-do
- Directions: 55 min by taxi from Uljin bus terminal

Chilseong Market

This is a giant fish, produce, herb and hardware market that has the rugged demeanor of farm and country folk. Exploring this market will either amaze or shock you. It is not like the United States where your food comes pre-packaged or frozen, instead you will see heads and eyes on it here. Taking a trip down the row of pork sellers was a trip for those with the stomach to see pig heads perched for display on each table; one thing is for sure- if you're a tourist, the only souvenirs you're sure to get are pictures. You will smell its waft before you even emerge from the train station. People who enter the train from this stop, usually bear some kind of faint odor on them.

- Directions: The market is located outside the Chilseong metro stop.

Gatbawi Hike

Sitting at the peak of the mountain is a giant rock Buddha sculpture, where you can say a prayer and light incense or place a coin on the

rock. You can either hike the stairs or the trail. If you want the more scenic route, take the trail. If you want a workout, take the stairs. This is an intensive 3-hour hike up Palgongsan mountain and there are two ways to go about it 1) you can take the rock steps directly up a steep 80 degree incline climb or 2) go by way of a longer, winding hiking trail.

- Directions: Take the red line to Ansim. Exit at Dongdaegu Station and walk upstairs to the Dongdaegu KTX/Korail station. The Tourist Information booth is located outside the train station near the line of waiting taxis. At the booth, purchase a ticket for the Daegu City Bus Tour to Gatbawi.

Dongwasa Temple and the Giant Standing Buddha

- Getting there: From Dongdaegu Train station, exit next to parking lot No. 3 and go to the bus stop located nearby and take Express Bus No. 1 (about 45-min). Get off at entrance of Donghwas Temple Bus Stop and walk about 8 min to the temple.

Korean jjimjilbang and bathhouses

Korean jjimjilbang and bathhouses are an interesting cultural experience that you won't want to miss. Unfortunately, it demands being comfortable wearing your birthday suit in front of your own sex. A jjimjilbang is a 24-hour bathhouse that allows you to sleep overnight; whereas a Korean sauna/bathhouse is just there for bathing. The waters are generally herbal and all tout medicinal properties to help heal different ailments (so Koreans believe).

Sungwon Nexus Jjimjilbang

- Location: Manchon-dong, Daegu, not far from Dongdaegu station.
- Website: <http://www.swnexus.co.kr/>

Goong Jeon Lavender

- Location: Shinam-dong, Dong-gu, Daegu, near the Pyeonghwa Market and Dongdaegu Station.
- Website: <http://www.goongjeon.com>

Palgongsan Spa

- Location: Mt Palgongsan (has hotel accommodations). Outdoor hot springs, oxygen room and more.
- Directions: Take bus Palgong 1, Palgong 3 to Palgongsan Donghwa Facilities Complex

Festivals

For a complete list of the many festivals in Seoul and all of Korea, visit the Korea Tourism website where you can search by date, key word, and location.

Cherry Blossom

Festivals to celebrate the spring season, specifically the blooming of the cherry blossom trees, happen throughout the peninsula, usually in April. The Yeouido Spring Flower Festival, the closest to USAG Yongsan, is the most popular. It is located near the National Assembly building, and is famous for its 1,400-1,600 Korean cherry trees.

- Direction: Take public transportation to Yeouido Station (Subways Lines 5 or 9, Exit 5) and then take Bus 162, 262, or 461 to National Assembly or National Assembly Station (Subway Line 9, Exits 1 or 6).

Hi Seoul Festival

The Hi Seoul Festival features a variety of cultural and art programs and numerous exhibits. Taking place in the fall, this event is held along the famed Gwanghwamun Square, Seoul Plaza, Cheonggye Plaza and in downtown Seoul.

- Website: <http://www.hiseoulfest.org/eng/main/main.php>

Lotus Lantern Festival/Buddha's Birthday

Seoul celebrates the birth of Buddha with a festival of paper lanterns. Before the festival, traditional lanterns are exhibited at Bongeunsa Temple. On Yeondeung-nori, the eve of the festival, there are traditional Buddhist celebrations at the 14th-century Jogyesa Temple in Insadong. The opening ceremony for the parade itself is held at nearby Dongdaemun and the procession of lanterns then moves along Jongno Street to the Jogyesa Temple. The festival is notable not only for its large colorful lanterns, but also for the thousands of delicate hand-held lanterns in the shape of lotus flowers carried by adults and children wearing traditional hanbok.

- Website: www.llf.or.kr/eng

Seoul Performing Arts Festival

The festival features international artists as well as Korea's finest. These events take place at various venues across Seoul during a three-week period in September or October.

- Website: http://spaf.or.kr/2014/index_ing.php

Travelling to Other Countries

The biggest adventure of which everyone should take advantage during their stay in Korea is travel to other countries.

Here are a few tips to make the most of your travel

Register with STEP: the Smart Traveler Enrollment

Program (STEP) is a free service to allow US citizens and nationals traveling abroad to enroll their trip with the nearest US Embassy or Consulate. English as an official language: consider traveling to countries where English is prevalent; this allows you to travel on your own with ease.

- Website: <https://step.state.gov/step/>

Carry local currency and monitor your bank account.

Many countries impose fees upon arrival that must be paid in local currencies. Additionally, transportation from the airport to your hotel, if not prepaid, will have to be paid. Not everywhere accepts credit cards so keeping local currency on hand is helpful. ATM machines will allow you to pull money from your US bank account. Study the international currency rates online or using a phone app before going on your trip so that you will know the amount of local currency you can expect for your dollars/won. Airports and hotels typically have the lowest exchange rates; only get what you absolutely need from these places. Seoul KTX station also has a money exchange counter next to the ticket counter.

Travel to more than one country per trip.

This can improve the adventure while minimizing costs.

Roll with it!

Whatever happens, remember to laugh and add it to the list of memories that you made with your family!

Know the USFK foreign travel regulations and request travel in advance.

Military members must request permission from their commander for foreign travel. Some areas are restricted and others require higher-level approval. Service members should initiate travel requests early to ensure they receive approval prior to planned travel dates.

Check Visa/Passport Requirements.

Check with your travel agent on the visa/passport requirements for the country you are visiting; they vary from country to country. Leave ample time for processing these documents.

*****We recommend always traveling with a tourist passport.*****

*****No fee passports are only for official travel.*****

Review immunization requirements.

Always know the immunization requirements of the countries you're visiting.

Plan ahead.

Dealing with travel agents or airlines in Korea is somewhat different than the experiences you may have had elsewhere, so you need to have plenty of time to make sure all details are in order and to ensure that you are getting the best deal possible. Don't allow your travel agent/group tour promoter to wait until the last minute to provide you with your tickets, accommodations confirmation, etc. It's not easy to get your military leave orders changed if a travel agent lets you down at the last minute.

Research, research, research.

Once you have selected a destination, find out everything you can about which airlines are available, hotel promotions, and travel agents. You will find you can save hundreds of dollars by shopping around.

Benefit from the experiences of others.

Talk with those who have traveled during their tours in Korea. Their experiences can often save you a lot of time, trouble, and money.

Look for discounts and deals.

Check with the airline yourself to view current fares and always ask about discount rates. Check with the international reservations center of the local hotels that give military discounts (Hilton, Hyatt, Sheraton, Ramada, and Intercontinental). You will often find that you can put your own package together for less than what some of the tour operators quote.

Luggage Insurance.

If it's offered, always buy baggage insurance when traveling in Asia. If your luggage does get lost, you can buy enough personal items to

hold you over until it finally shows up. Never check valuables in your luggage; always hand-carry them.

Do your homework.

Learn as much as possible about your intended destination and don't pay for a lot of "optional" tours to places you don't really want to see. Be aware of the fact that most of the airports in Asia have an airport tax, some of which have to be paid in the local currency. Always know what this is and put money aside to pay it.

Be prepared to communicate.

If you're going on your own without the assistance of an English-speaking tour guide consider buying an English translator dictionary or downloading one to your phone. Even if you can't speak the language, being able to point at the appropriate words often helps. Also, learn a few key words and phrases. Knowing enough to be polite will often encourage others to help you.

Know in advance what the customs are and dress accordingly.

Many Westerners unintentionally offend people of Asian cultures by wearing "improper" clothing into temples and shrines. Remember, you are representing your family and your country.

Be respectful.

Remember that many things are different in Asia (voltage for appliances, driving on a different side of the road, etc.), and you need to prepare yourself and your children for these differences. The last thing you want is for your children to be offensive by telling people, even the waiter, that things are weird or gross.

Travel light.

You undoubtedly will find many treasures to purchase during your journey. Many veteran travelers travel with an empty lightweight bag folded into their luggage just so they'll be able to get their purchases home safely.

Know the customs and laws of each country you plan to travel in.

You can check with the embassy of your destination for current information on their laws.

Have a Plan B

This is especially important if you are flying Space A. Always be prepared to pay for a commercial ticket back to Korea if the Space A flights are suddenly not available. Also, be prepared to pay for lodging if you need to stay in an area longer than anticipated.

References: Tourism Outside of Korea

Centers for Disease Control and Prevention (CDC) Advisory

Website: www.cdc.gov

World Health Organization (WHO) Advisory

Website: www.who.int/en

United States State Department Public Announcement

Website: <https://travel.state.gov/content/travel/english.html>

Where To Go

The following is a list of possible places to explore. Due to changing world conditions, always check with the embassy and USFK to see if travel to your country of choice is recommended, or even prohibited.

Tip: An International Driving Permit (IDP) may be required to operate a vehicle in your chosen destination and is only valid when used in conjunction with a valid US driver's license. IDPs may be obtained at AAA offices in the United States or by mail via AAA or through the National Automobile Club.

- AAA Website: www.aaa.com/vacation/idpf.html
- National Automobile Club Website: www.thenac.com/idp_faqs.htm

Australia

The “land down under” is beginning to enjoy a real surge in popularity with travelers from Korea. There are several package tours on the market. You can easily obtain your visa from the Australian Embassy in the Kyobo Building downtown near the American Embassy or you can obtain a visa online through the Australian Government's Department of Immigration and Citizenship Electronic Travel Authority. Qantas, Korean Air, and Asiana have direct flights to Sydney and many other cities.

Sydney Points of Interest

There are many things to see and do in Sydney, including visiting the Sydney Opera House. A Circle pass is good for unlimited one day travel

with stops at most of the famous Sydney sights. Sydney also has a subway system you can use to get around. The Australian Naval Base is accessible with a valid US military ID, and then you can walk on base straight down to the harbor.

If you are traveling on a flexible itinerary, try visiting a travel agency while in Sydney and check into their tours of the Gold Coast. They offer some specials for the Great Barrier Reef area. Call the Australian Embassy or visit one of the travel services on post to book a trip.

Resources

Australian Government's Department of Immigration and Citizenship Electronic Travel Authority website at <https://www.eta.immi.gov.au/ETA/etas.jsp>.

Australian Embassy: 02-2003-0100

Cambodia

Korean Air has a direct flight into Siem Reap and the Temples of Angkor Wat, making it much easier to reach them. Although the city is modernizing at a fast pace, this still may not be a trip for children. Healthcare is not easily accessible and there is a lot of walking through old stone ruins. The temples date back to 800 AD and are mainly of Hindu origin with Buddhist influence in the later temples.

China

Americans and other foreign visitors are touring China in increasing numbers to visit Beijing, Guangzhou, Shanghai, Guilin, Xian, and Hangzhou. A visa is required to visit China and they can be expensive. Travel services on or off post offer individual or group tours to many destinations in China for varying lengths of time and prices. These trips are an excellent value for the money especially with the travel services arranging all visas, tours of your choice, and great four and five star hotel accommodations. A flight from Incheon Airport to Beijing is about two hours.

Guam/Saipan

Located off the coast of Japan in the Mariana Islands, Guam is a four and a half hour flight from Incheon International Airport and the short hop to Saipan is less than an hour from Guam. In addition to white sandy beaches and breathtaking views, Guam, a US territory, is home to two

military bases where you can pick up discount tickets for local activities. For a more tranquil setting consider Saipan. This US Commonwealth is smaller and does not have the hustle and bustle of Guam. Both Guam and Saipan have a variety of luxury hotels and recreational activities.

Hong Kong

Hong Kong is an amazing city with skyscrapers jutting out of the surrounding mountains and the bustling harbor down below. It's truly a shopper's paradise since imported goods enter Hong Kong duty free. Shop carefully and compare prices and quality. Always deal with reputable dealers. Look for the Hong Kong Tourism Board symbol, as it normally indicates an established merchant with a good reputation.

Upon arrival at the Hong Kong airport, pick up one of the free tourist travel kits available in the baggage claim area or download the free app offered by the Hong Kong Tourism Board. The kit contains an excellent map and a good guidebook. The Hong Kong subway can get you just about anywhere you want to go. Buy a tourist pass; it's cheaper and you won't have to wait in the long lines to pay for a ticket each time.

The Fleet Arcade shopping area is located on the Hong Kong island side of the city and can be easily reached from the Admiralty Subway Stop. The United States Navy Fleet Post Office (FPO) is in the Fleet Arcade and is a full-service United States Post Office. A commercial packaging facility is located next to the FPO and makes mailing home your purchases very convenient! To use FPO services, identification is required. Payment is accepted in US dollars or by personal check (no credit cards).

If you are looking for a vacation to remind you of the US, Disneyland Hong Kong is a great option. With the least expensive prices of the Disney resorts in Asia, it is an affordable spot to treat your kids or treat yourself like a kid.

Resources:

FPO and Fleet Arcade Shopping Area

Location: Fenwick Pier, 1 Lung King St. Wan Chai (FPO is on the second floor of the Fleet Arcade)

Hours: Monday-Friday 10:00 am-4:00 pm and 10:00 am-6:00 pm.

Closed on Holidays and Weekends. (when US ships are in port)

India

India's rich diversity is comprised of many languages, religions, tradi-

tions and beliefs. This fascinating country is awe-inspiring, though first-time visitors may be surprised in other ways as poverty remains a harsh reality for many of India's residents and witnessing this can be jarring.

Resources:

Website: <http://www.indembassy.or.kr>.

Japan

Traveling to Japan from Korea is relatively inexpensive and easy if you plan your trip carefully. There are several ways of going to Japan: commercial airlines, AMC flights from Osan, and by ferry from Busan. Try to use the US military facilities in Japan (particularly the New Sanno in Tokyo) as much as possible because Japan is the most expensive country in the world. The New Sanno Hotel has an extremely high occupancy rate, so make your reservations at least six months in advance by calling or visiting their website.

If you are using commercial transportation while in Japan, consider buying a Japan Rail Pass while you are still in Seoul as they aren't available inside Japan. These passes allow unlimited travel on trains throughout the country and are a real bargain. You can purchase them from Global Travel near City Hall or other agencies in Seoul. There is so much to see and do in Japan that you will want maximum flexibility in getting around. It is also advisable to buy a tourist subway pass (you can get them at the New Sanno or at the airport) for easy movement in Tokyo.

Shopping in Japan can be a very expensive experience if you shop on the Japanese economy. Many Americans have found they get better value by shopping in the arcade at the New Sanno or at the bases located throughout Japan.

Okinawa

One of the four Ryukyu Islands, Okinawa is an easy destination for anyone wanting to use Space A from Osan to Kadena. Call the Osan AMC terminal for information. You will find the AMC terminal personnel much more helpful if you call at a time when they are not processing a flight. Ask when you call if this is the case and if so, when could you call back. Also, the Osan Passenger Terminal Facebook page offers an abundance of information including flight schedules and updates. The climate of Okinawa is subtropical and an interesting change from Seoul. Shopping for local crafts and fine china is excellent. Be aware that Jap-

anese taxis are expensive. Use base transportation whenever possible to get as close to your destination as possible.

The most logical and inexpensive place to stay is Kadena Airbase, which has 24-hour billeting. Another option is the Camp Foster Westpac Lodge. For some family fun time try the Torii Beach Cabins. A secret of Okinawa is Okuma Resort located 50 miles North of Kadena Airbase. There is also occasionally Navy BOQ space available; you can check with the Navy Billeting office in Building 4198 before 4:00 pm.

Resources

Japanese Embassy
Phone: 02-733-5626

Tokyo

New Sanno Hotel
Phone: 050-332-9712 Internationally: 011-81-33-440-7871 ext. 7121
Website: www.thenewsanno.com

Okinawa

Kadena Airbase
24-hour billeting Phone: 011-81-98-962-100 DSN: 632-1100

Camp Foster Westpac Lodge
Phone: 011-81-6117-45-2455 DSN: 645-2455

Torii Beach Cabins
Phone: 011-81-611-744-4659 DSN: 644-4659

Okuma Resort
Phone: 011-82-98-962-3102 DSN: 632-3102
Hours: 8:00am-5:00pm.

Macau

This tiny country on the tip of China is often a destination for tourists while they are in Hong Kong. Macau is easily accessible from Hong Kong by ferry or hydrofoil. The Portuguese heritage of Macau gives it its own special flavor. Go to Macau, if for nothing else, to eat the uniquely flavored food and drink the good, inexpensive wines.

Gambling is also a big attraction here and huge casinos line the shore. Some of these casinos boast fabulous restaurants. Excellent, inexpensive places to eat are also easily found.

Resources

Website: <http://en.macautourism.gov.mo/index.php>.

Malaysia

Malaysia is an inexpensive and marvelous place to visit. The Malaysians are a friendly people, eager to visit with foreigners. English is the dominant language here, making it generally easy to communicate with everyone from the cab drivers to the shopkeepers. Kuala Lumpur is very child-friendly. There are beautiful, clean beaches throughout the country and special package tours for golfers interested in playing on the lush Malaysian courses. Eating and shopping are inexpensive, with the best buy possibly being the beautiful Selangor pewter, produced just outside Kuala Lumpur.

Johor Bahru, located across the Johor Strait from Singapore, is also another rapidly growing tourist location. Consider this as an option if you want to see Singapore, as hotels in Johor Bahru are less than half of the cost of hotels in Singapore. Taxis and public transport travel between Johor Bahru and Singapore daily but due to the more than 100,000 Malaysians that use the only bridge into Singapore, you can save a lot of time by using the public transport system. If you are traveling with small children, you are able to go to the front of the bus lines, but even without this advantage, the trip takes less than 45 minutes and will save an hour or more during heavy traffic times.

Resources

Website: <http://www.tourism.gov.my/en/us>

Nepal/Tibet

These ancient countries in North-Central Asia are visited by few of the personnel stationed in Korea. Those who have gone have come back with varying reports. Some cite the primitive living and traveling conditions while others talk about the fascinating cultures. Neither country has an embassy in Seoul, so you will have to do your own research online, at the USAG Humphreys library, or find a good travel agent. Make sure any plans or itineraries are confirmed in writing before departure.

New Zealand

This wonderfully scenic country is very affordable now that you live in Korea. Make sure your tour incorporates both the North and South Islands. The North Island offers world-class dining in Auckland, hot water beaches along the Pacific Coast Highway, and mud pools and geysers in Rotorua, just to name a few. The South Island's charm is endless and includes six of New Zealand's eight "Great Walks," Stewart Island is one of the best spots to see the rare Kiwi bird, and overnight cruises to take in the scenery or spot fur seals and bottlenose dolphins. Call your travel agent to arrange for the things you are most interested in including in your tour package.

Resources

Phone: 02.3210.1107.8

Website: <http://www.newzealand.com/int/>

Singapore

This small island country is a truly international city, and almost every nationality is noticeably represented. As it was once a British colony, English is predominantly used (although somewhat broken), with the other three official languages being Mandarin, Malay, and Tamil. It is also one of the cleanest and safest cities in the world.

The island is small and public transportation is affordable as cars are strictly regulated. Taxi costs are similar to Seoul, so don't be afraid to jump in a cab because you really don't have far to go. For a family of four, a taxi is generally cheaper than the subway. However, cab prices vary between taxi companies, so beware of deluxe taxis that will cost more.

The most popular places to stay are Clarke Quay, Marina Bay and Chinatown. Chinatown was gentrified in recent years, and has been brought back to its early 1900s colonial style. AirBnB rentals are easy to find if you book ahead. Unless you want to watch the Formula One, avoid going during the race week in September. Besides the road closures and large crowds downtown, hotel prices tend to be very high.

Activities for Couples/Single Adults

- Check out the nightlife in Clarke Quay, a neighborhood of clubs, bars and restaurants on the river that don't close until sunrise.
- If you have ever wanted to experience a true superclub, Zouk is THE place to go. It is known as one of the best night clubs in the world and has been at its location for over 20 years. If you can, attend ZoukOut, the

largest beach party held every year featuring world famous DJs.

- Have a drink at Ku Dé Ta on the rooftop of the Marina Bay Sands Hotel, and watch the sunset over the entire city. Free admission on weekdays. You can have a close-up view of the hotel's rooftop pool from the bar, but only guests are allowed in the pool area.
- Have champagne service in the Singapore Flyer, the large Ferris wheel, while watching city lights and ships out at sea.

Fun for All

- Shopping is a popular pastime in Singapore. Orchard Road is the main shopping street, but Chinatown, Kampong Glam and Marina Bay have lots to offer.
- Singapore river cruises can be one of the most breathtaking ways to take in the architecture and beauty of the city. Among the sites that can be seen on the various cruises are Empress Place, which has been an architectural treasure since 1865, and the Merlion, one of the most recognized landmarks, known as the symbol of Singapore.
- Singapore Botanic Gardens, Singapore's first UNESCO World Heritage Site nomination, is a beautiful place. Filled with thousands of rare tropical plants and a separate orchid garden, it is the only botanic garden in the world that is open 5:00 am- midnight every day of the year and does not charge any entrance fees for the main garden. A small fee is charged for the National Orchid Garden which houses 400 species and more than 2,000 hybrids. The orchid is Singapore's national flower.
- Gardens by the Bay is a large park behind the Marina Bay Sands. The main attraction is the grove of Supertrees, which are steel pipes shaped like trees (think Dr. Seuss meets Avatar). The park was created on reclaimed land, and is a biomass recycling center for all the greenery in the city; the Supertrees are the ventilation pipes for the biomass generator. Admission is free for the garden, but some of the attractions in the park such as Cloud Forest require an entrance fee. The park is also open in the evening when the Supertrees are lit up, making for some exciting night photography. Marina Bay Sands puts on a light show most evenings. The show is best viewed from across the bay from the hotel at One Fullerton.
- Visit the neighborhoods of Little India and Arab Town.
- Royal Caribbean Cruise Lines also offer very affordable cruise options, embarking from Singapore for many travel destinations throughout Asia.

Eating in Singapore

Singapore is known as a food mecca but it can be very expensive if you don't know where to go. All restaurants are very strictly regulated

for safety and hygiene, including street vendors or “hawker stalls.” Authentic international food can be found anywhere and everywhere, and there are many, many food review websites for Singapore to help narrow down the choices. Some very affordable local options include hawker stalls (outdoor food courts that sell mostly local food), food courts in shopping malls, and Little India.

Taipei, Taiwan

Taipei is Taiwan’s largest city and also its capital. Check with the US Embassy before booking a trip.

Some of the things to see include the National Palace Museum, Chiang Kai-shek Memorial Hall, Taipei 101 which was ranked as the world’s tallest building until 2010; Wulai, which is a mountain village famous for the aboriginal village, waterfall, and hot springs; and Taroka Gorge.

Popular items from Taiwan are painting reproductions, pottery and other ceramic wares, furniture, jewelry made of coral and other semi-precious stones, Hualien marble, Taiwan jade, temple carvings, hand puppets, old coins, cloisonné, and rosewood furniture.

Thailand

With its 800-year-old history, vast cultural attractions, exotic beaches, islands, and national parks, Thailand offers something for everyone. Not only are the Thai people very friendly and hospitable, but the country also offers an abundance of amenities from excellent food to inexpensive quality accommodations, making it an ideal vacation spot for military families.

The best buys in Thailand historically have been silk, rubies, and star sapphires. For more information visit www.tourismthailand.org. Another great website is www.nancychandler.net which contains “Nancy Chandler’s map of Bangkok,” which is most helpful.

Major tourism destinations in Thailand include:

Bangkok

New buildings reach for the sky around the corner from ancient temples, many of which are home to enormous images of Buddha inlaid with gold and mother of pearl. Points of interest include floating Markets, Mae Sa Elephant Camp, the Grand Palace and Wat Po, the National Museum, Nakhon Kasem, Chatuchak Weekend Market, and Pattaya beach resort.

Chiang Mai

Chiang Mai’s reasonable cost and abundance of activities geared to the family makes for a very relaxed and enjoyable vacation. The Chiang Mai cultural center has evening dinner shows; khantoke and a dance show is performed most nights with audience participation expected. The massage retreats in Chiang Mai are another popular attraction.

Phuket

Being Thailand’s largest island, Phuket is famous for its beaches. Patong, Karon, and Kata are popular beaches. If you prefer peace and quiet, however, stay away from these beaches as they can be crowded and noisy. There are many water sport activities. Check out the beautiful waterfalls, Ton Sai and Bang Pai. The islands off Phuket (Andaman, Similan, and Phi Phi) offer some of the best scuba diving in Southeast Asia. Phuket tends to be more expensive than other areas in Thailand because it has long been a popular tourist destination.

Korat

If it’s the Khmer culture you are after, then head about 260 km north of Bangkok to Korat where you will find several stunning examples of 12th century architecture. Plan to visit nearby Phimai, a Khmer complex constructed on a manmade river islet. Its sanctuary tower is home to stunning Khmer artistry.

Koh Samui

This island has become a popular alternative to Phuket, and lies off the opposite coast of Thailand. Chaweng beach is the most popular area (and can be very crowded), but there are many other beautiful beaches around the island. Koh Samui is close to Ang Thong National Marine Park, and other popular diving sites.

Vietnam

There are many places to see from Hanoi in the north to Saigon in the south.

Hanoi

A flight from Incheon Airport to the northernmost city of Hanoi is only about four hours and there are many places to visit such as excavations at Hanoi Citadel, floating villages, military history museums, art museums, temples, pagodas, markets, and a myriad of other tourist venues which are scattered in and around this historical city. Places of interest

in Hanoi; Hoa Lo Prison, the Old Quarter, Thang Long Water Puppet Theater, Ha Long Bay, and the many caves and grottoes.

Saigon (Ho Chi Minh City)

Saigon teems with energy, activity, and motion and everywhere you look seems to be the meeting of traditional and modern life. Visit the Reunification Palace, formerly the Independence Palace of the South Vietnamese president that was famously stormed by tanks in 1975 and signified the fall of South Vietnam. Visit the bustling markets and tour the temples and museums of Saigon. For tour destinations and prices, visit one of the travel service offices or visit www.vietnamtourism.com.

References: Travel Services

US Airline Alliance (travel packages)

The US Airline Alliance is the contracted on post travel agency for official and leisure travel on USFK installations, offering a full range of travel products. Check their website for office locations, contact phone numbers, and hours of operation.

Website: <http://www.ustraveloffice.com/main/index.php>

Airlines

American Airlines

Phone: 050-3323-8790

Asiana Airlines

Phone: 050-3323-8790

Delta Airlines

Phone: 050-3323-854

Korean Air

Phone: 050-3323-8549

United Airlines

Phone: 050-3323-8790

Koridoor Tours

Location: USO Sentry Village, Building 375

Phone: 050-33-53-6249/6281

Member Testimonials



Lunar New Year Sunrise over Seoul

To help you plan and decide what trips will be best for you and your family while stationed in Korea, the United Club members have provided testimonials of the trips they have taken during their time here. We asked some basic questions including the number of people and ages, the type of transportation used, and for a few things they highly recommend! We hope these testimonials will help you to make the most of your trip and planning. Additionally, we highly recommend that you reach out to others when planning your trip to ask similar questions and any others you may have before finalizing your plans! Safe travels!

Location: Jeju Island

Date(s) Visited: March 29 - April 2, 2018

Who traveled with you? 2 Adults, 1 teen, 2 children

Visa Required? No

Transportation:

- **To the airport:** From Post we took a cab to AK plaza, then the train to Seoul Station (buy ticket ahead of time to be sure to get seats) from there we took the Airport Express to Gimpo Airport to catch our flight.
- **To the locale:** We too a flight from Gimpo Airport using T Way airlines... booked through Kayak!!!
- **Around your destination:** We rented a car through SixT rentals... great value!!! Only way to get around as their public transportation on island is horrible!!!

Accommodations: We stayed in Jeju City and it was a great area, but for future recommendation we will stay in Seogwipo-si.

Foods to try: Jeju black Pork, Jeju mandarins, hallabong juice and all things made from the local citrus fruit, U-do peanut, and the tasty Abalones!!!

Attractions, Festivals, Tours, etc.: The Cherry blossom festival is a must see!

Personal Tips: Bring plenty of Won... everything you do costs money!! The average family will pay 7,000 won to do the sights that are popular!!!

Things to avoid: paying too much for food... don't be afraid to look at menu's then go next door and do the same!!! Jeju is expensive... remember it's an island... and a vacation spot... so be prepared to pay for your meals!!!

Submitted by: *Stephanie Laser*

Location: Bali, Indonesia

Date(s) Visited: March 23-April 1

Who traveled with you? Family of 4 (two adults, two children 5 & 8)

Visa Required? No

Transportation:

- **To the airport:** Drove POV and parked in longterm parking
- **To the locale:** Commercial flight (Garuda Indonesia International, direct flight, 7 hours)
- **Around your destination:** Private tour guide from airport to hotel and all around the island then back to the airport. Tour guide used was Suweca Ketut. He was full of wonderful information of the island and very good with our children. We were given fresh mineral water at the start of every adventure.

Accommodations: 5 nights at Hilton Bali Resort - hotel in Nusa Dua area (on the beach) then 3 nights at Anantara Vacation Club- Seminyak (near the beach)

Foods to try: Try suckling Pig, chicken satay with peanut sauce and nasi goreng (fried rice), Luwak coffee, LacaLaca in Seminyak, and seafood barbecue dinner at Jimbaran beach

Attractions, Festivals, Tours, etc.: Uluwatu Temple, Kecak and fire dance show during sunset, Barong Balinese Dance, Rice terrace (Ubud), Klintamani Mt., Lunch overlooking Batur Volcano and Lake, Luwak coffee plantation, Elephant safari park

Personal Tips: Prices are always negotiable! Massages are amazingly affordable, please take advantage. We paid just over \$5 for an hour massage. Suweca Bali Tour is an amazing and very affordable way to travel the amazing island of Bali! He is reliable, affordable, and very safe. Please, make the best of your stay by using his services. www.balitouradvisorandguides.com

Customs/Courtesies/Good to Know Info: You will need to wear a sarong to cover your legs when you visit a Hindu temple (they are provided for you on location).

Things to avoid: Hibiscus restaurant in Seminyak. All our lunches came out undercooked and some still frozen in the middle.

Submitted by: *Reagan Sawyer*

Location: Bali, Indonesia

Date(s) Visited: April 2017

Who traveled with you? Family of three (two adults, one 12 year-old)

Visa Required? No

Transportation:

- **To the airport:** To Incheon – POV
- **To the locale:** Commercial flight (Korean Air, direct flight)
- **Around your destination:** Airport shuttle to hotel, private tour guide around island (Suweca Ketut), private guide to airport upon departure

Accommodations: Grand Astin Bali Beach Resort - hotel in Nusa Dua area (near beach)

Foods to try: Visit Bumbu Bali restaurant for a nice dinner. Try chicken satay with peanut sauce and nasi goreng (fried rice), which can be found at Ketut's BBQ Kitchen.

Attractions, Festivals, Tours, etc.:

1. Sacred Monkey Forest Sanctuary (Ubud)
2. Tegalalang Rice Terrace (Ubud)
3. Elephant Safari Park (Tegalalang)

Private tour with Suweca Ketut (Bali Tour Advisor and Guides)

Personal Tips: Like many destinations in Asia, your guide might bring you to factories where goods are produced and sold. Be sure to try and negotiate prices. For some goods, you might be better off buying at a souvenir shop than buying at the factory.

Customs/Courtesies/Good to Know Info: You will need to wear a sarong to cover your legs when you visit a Hindu temple

Things to avoid: Be cautious when drinking arak, which is a local liquor. Many places distill their own. We tried it at one restaurant and were fine, but we had some stomach issues after drinking it at another restaurant.

Submitted by: Amanda Nowlin

Location: Phuket, Thailand

Date(s) Visited: April Spring Break 2017: This is the off season it is very hot

Who traveled with you? 4 adults and one teenager

Visa Required? No a visa is not required

Transportation:

- **To the airport:** Resort Shuttle
- **To the locale:** Karon Beach
- **Around your destination:** taxis

Accommodations: Mandarava Spa and Resort. Our villa had a private pool.

Foods to try: Everything. The seafood was amazing

Attractions, Festivals, Tours, etc.: The Phuket Big Buddha entry is free. It's a nice walk with a small hike up to the top. Karon Beach is one of the largest in Phuket beautiful white sand beach. Tiger Kingdom. You can pet the all of the tigers including the cubs. 18 and over can only pet the large adult cats. Wat Chalong- Grand Pagoda which is said to contain a small splinter from the bone of Lord Buddha. Thai Fights. Our hotel reserved our tickets and arranged a car. The Night market is so vibrant at night and full of wonderful restaurants. Elephant Sanctuary.

Personal Tips: It's very hot and humid drink plenty of water Sunscreen is a must! See the Elephants

Customs/Courtesies/Good to Know Info: Thai people are generally polite and friendly, so smiling is important. You should be aware that the concept of "face" is important in Thailand, and therefore you should avoid doing or saying anything that may cause someone else to be embarrassed or to "lose face". Try to avoid showing the soles of your feet, which are unclean. Do not point at people or things, as this is considered rude. Elderly people are considered to be important in Thai culture and are revered.

As such, if you are talking to or greeting someone who is your elder, you need to show them the proper respect by dropping your gaze after initially making eye contact. Furthermore, Buddhist monks should be treated with great respect, as Thai people hold them in such high regard that there are laws protecting them. Visiting Temples Most types of attire are tolerated in areas frequented by tourists. It is a good idea, however, to cover up when visiting temples and shrines. Those wearing sleeveless tops, short skirts, shorts, and flip flops may be denied entrance.

Things to avoid: You should avoid showing any sign of anger. You should also avoid initiating confrontation. Thailand isn't called the 'Land of Smiles' for nothing. Keeping yourself cool is essential.

Submitted by: Tracy Schreurs

Location: Guam

Date(s) Visited: December 18-28, 2017 December is less hot than other months, but it is at the end of the rainy season. We were lucky that it didn't rain a lot. The weather was warm (80s every day) and very humid and the water was perfect.

Who traveled with you? 2 Adults, 1 teen, 1 10yo

Visa Required? Not required

Transportation:

- **To the airport:** We drove our car to Incheon Airport and parked in long term parking
- **To the locale:** We flew Jen Air to Guam, flight is about 4 hours
- **Around your destination:** We rented a car at the airport (made reservations in advance)

Accommodations: We stayed at the Navy Lodge at Nimitz Hill. They have more than one location, so be sure to ask about that when making reservations. Our room was a small suite with a Queen bed in a separate bedroom with a fold out couch in the living room. It had one full bath and a tiny kitchen. No pool. It was not actually on the Navy Base, but up on a high hill where the 07s live, kind of far from the beach.

Foods to try: Mosa's Restaurant was great. It is a local place that originated from a food truck.

Attractions, Festivals, Tours, etc: Chamorro Village – tourist place, but kind of fun. Local foods and crafts available. Only open on Wednesday evenings and perhaps Fridays too. Kids can ride a water buffalo, climb a rock wall, drink a fruit smoothie, eat fresh mango, eat local BBQ

Personal Tips: Guam's water and sea life are amazing. It's like being in the movie "Finding Nemo". You will want to go snorkeling to see it for yourself. It is just amazing. You can purchase snorkel gear at the NEX, I recommend buying water shoes, they are next to the flip-flops. The beaches have lots of shells and coral and will hurt your feet. Bring and wear lots of sunscreen, rash guards, hats, sunglasses, mosquito repellent, etc. You can go to a resort or beach club that has packages for activities like parasailing, jet skis, dolphin watching, etc. Ritidian Point is one of the most beautiful places on Guam. It is on the northernmost part of the island and it is only accessible by a very long road filled with huge potholes. It is worth the hassle, but be prepared for a long bumpy ride.

Customs/Courtesies/Good to Know Info: Some restaurants in the Tumon Bay area, where the big hotels and high-end shops are located, put the gratuity on the bill because a lot of Koreans are tourists there and won't tip.

Things to avoid: Don't Climb Mount TamTam after the rain; your hike will be very slippery and muddy. Avoid getting sunburned on your first day.

Submitted by: Rachel Spinuzzi

Location: Saipan

Date(s) Visited: March 2017

Who traveled with you? 2 Adults, 1 Toddler

Visa Required: Not required

Transportation:

- **To the airport:** Rental Car
- **To the locale:** Rental Car
- **Around your destination:** Rental Car (you'll want one as the attractions are spread out)

Accommodations:

Hyatt Regency Saipan

Royal Palm Avenue, Micro Beach Road, Garapan, Saipan, MP 96950

Saipan, Mariana Islands, Micronesia

Tel: +1 670 234 1234

Foods to try: Spicy Thai Noodle Place

Attractions, Festivals, Tours, etc: Dive with Harry at Axe Murder Dive Tours. He is amazing and offers classes for all levels of divers. We did two dives with him and it was the best diving we have ever done. On the easy dive (beginners could do it) we saw enough turtles we stopped counting. He offers a military discount. If you do nothing else while visiting do this!

Personal Tips: The Hyatt offers a fabulous babysitting services using their housekeepers. We used their service for our toddler (who was too young to go to their group childcare) and by the end of the week employees knew her by name from her "field trips" with her babysitter.

Customs/Courtesies/Good to Know Info: Don't take your valuables with you when you go hiking. The big tourist locations (like the Grotto) have security; however, our vehicle was broken into (they broke the window and popped the trunk) at a more remote location.

Contact Info For Follow-Up Questions: Emily Brainard

Location: Siem Reap, Cambodia

Date(s) Visited: 18 November 2016 – 20 November 2016

Who traveled with you? 1 Adult, 1 Teen

Visa Required: Yes: roughly \$30 – Need a picture

Transportation:

- **To the airport:** Tuk-Tuk
- **To the locale:** Tuk-Tuk
- **Around your destination:** Tuk-Tuk, Private Car
- **Accommodations:** Siddharta Boutique Hotel

Attractions, Festivals, Tours, etc:

1. Angkor Wat; Temple, Being Mealea, Bateay Srei, Terrace of the Leper King, Ta Prohm
2. Angkor National Museum
3. Phare, Thi Cambodian Circus
4. Victory Gate

Personal Tips: Keep drinking water and eat little things throughout the day, you will get dehydrated. Negotiate clearly with close to everything. You can use USD or Cambodian Notes.

Customs/Courtesies/Good to Know Info: Dress respectfully, remove your shoes before entering a temple, women are not allowed touch monks, do not point the bottom of your feed (considered rude).

Things to Avoid: Buying from the local children – mostly outside of temples, using a ripped note (money), riding the elephants, drinking the tap water, being scammed with buying food or tuk-tuks

Contact Info For Follow-Up Questions: *Elayna Snyder*

Location: Beijing, China

Date(s) Visited: May 26, 2017 – May 29, 2017

Who traveled with you? 2 Adults, 2 Teens, 1 Child

Visa Required: Yes: roughly \$150 per person – lasts 10 years

Transportation:

- **To the airport:** Bus
- **To the locale:**
- **Around your destination:** Walking or public transportation
- **Accommodations:** Lee Garden Apartments (through Hotel.com)

Foods to try: Crispy Roast Duck @ Liqueur Roast Duck, Dumplings, Moon Cakes

Attractions, Festivals, Tours, etc:

1. Forbidden City – palace and museum
2. Tiananmen Square – plaza
3. Temple of Heaven – temple
4. Great Wall of China – “Ride the Cart” down

Personal Tips: get a sim card – you’ll need directions and to look up places to eat, you will be asked (have a phone shoved in your face) to be taken a picture with, the air quality in the city is awful, bring comfortable shoes.

Customs/Courtesies/Good to Know Info: Burping is a sign of satisfaction, tipping is unnecessary, haggling is very common so do it, bring your own toilet paper, have your hotel name written down (for giving to taxis)

Things to Avoid: Pointing, drinking tap water, consuming vegetables, milk products, fish, frogs/eels, shellfish, smoked food.

Contact Info For Follow-Up Questions: *Elayna Snyder*

Location: Tokyo, Japan

Dates Visited: July 1, 2017 – July 4, 2017

Who traveled with you? 2 Adults, 2 Teens

Visa Required: Not required

Transportation:

- **To the airport:** Train
- **To the locale:**
- **Around your destination:** public transportation or walking
- **Accommodations:**

Foods to try: Ramen, sushi, sashimi, tempura

Attractions, Festivals, Tours, etc:

1. Tokyo Skytree – tallest structure in Japan, combo ticket 4,000 yen = 35 USD
2. Yoyogi Park and Meiji Jingu Shrine
3. Mt. Fuji
4. Shibuya Crossing – go to the starbucks to get a good view


Personal Tips: walking/driving is on the left not right, smoking is common – only inside, you only need one card for trains & buses

Customs/Courtesies/Good to Know Info: know how to properly use chopsticks, shoes are not worn inside, don't flag the waiter there are buttons on the table

Things to Avoid: Tipping, pointing

Contact Info For Follow-Up Questions: *Elayna Snyder*

CHAPTER 5 USFK



USFK INSTALLATIONS

USFK is in the process of repositioning and consolidating into two enduring hubs south of Seoul, near the cities of Pyeongtaek and Daegu. By moving into these locations, USFK will improve readiness, efficiency, and further enhance its partnership with local communities. The consolidation of US forces in Korea will support US and South Korean national interests, including a strong combined defense and credible deterrence.

The USFK transformation program is accomplishing the relocation through two major plans: the Yongsan Relocation Plan (YRP) and the Land Partnership Plan (LPP). The Republic of Korea Government (ROK) funds the YRP agreement to relocate the headquarters of USFK and the United Nations Command (UNC), primarily to USAG Humphreys.

The LLP agreement primarily consolidates forces from north of Seoul to USAG Humphreys, while still providing access to northern training areas and ranges. USFK will thus reduce its theater footprint with all non-enduring sites returning to the Korean government.

USFK manages the \$10.7 billion transformation program already well underway at USAG Humphreys, with more than \$1 billion in current construction. In total, there are 121 projects in the works, which will result in the construction of 655 new facilities.

The transformation efforts underway at USAG Humphreys has triple its size from 1,210 to 3,538 acres, with the garrison population growing from approximately 10,000 to 36,000 military, civilian, and family members. Main construction projects include unit headquarters, vehicle maintenance facilities, hangars, soldier quarters, family housing, medical facilities, a military communications complex, a downtown shopping area, schools, child development centers, fitness centers, and numerous other facilities.

This is an exciting time for Eighth Army and the ROK-U.S. Alliance as we move towards a future that ensures we are properly postured to continue our enduring legacy of service here in the Republic of Korea. Many of you are already aware of the ongoing efforts to relocate the majority of our operations to two enduring hubs in the vicinity of the cities of Pyeongtaek and Daegu. These moves will not only improve our readiness as an Alliance, they will also enhance our partnerships within local communities.

USAG Humphreys will be one of the largest Army installations in the region. More information can be found on the USAG Humphreys Facebook page.

Photo: After The Storm
By: Stephen Bruekner

Camp Casey/Camp Hovey

Camp Casey was named in 1952 after Major Hugh Boyd Casey who was killed in a plane crash near the campsite during the Korean War. Camp Casey is one of several U.S. Army bases in South Korea near the Korean Demilitarized Zone (DMZ). Camp Casey, Camp Hovey, and neighboring Camp Castle and Camp Mobile hold the main armor, engineer, and mechanized infantry elements of the 2nd Infantry Division (United States) in South Korea. Camp Castle has been largely abandoned, with only a warehouse remaining. Camp Mobile was severely damaged during a flood in July 2011 and has been abandoned except for an unmanned aerial vehicle (UAV) company. Camp Casey spans 3,500 acres (14 km²) and is occupied by 6,300 military personnel and 2,500 civilians. There are plans for the relocation of most of the 2nd Infantry Division to USAG Humphreys, which are underway with the latest estimate for completion being 2019. As of 2015, there are plans for one brigade (most likely, the Field Artillery Brigade) to remain at Camp Casey, with closure of adjacent Camp Hovey.

Camp Hovey is a United States Army military base in Dongducheon, Gyeonggi Province, South Korea. It was named after Master Sergeant Howard Hovey who was killed in action at Pork Chop Hill during the Korean War. The camp is adjacent to the larger Camp Casey, connected by a road known as "Hovey Cut". The nearest city to Camp Hovey is Dongducheon (also spelled Tongduch'on), which is roughly 15 miles (24 km) from the Korean Demilitarized Zone (DMZ). There is a south gate into Camp Hovey from Gwangam-dong village, but there are not as many things to do as outside Camp Casey's main gate.

Area #: Area North (Formerly known as Area I)

Installation Name: Camp Casey/Camp Hovey

Province: Gyeong-Gi-Do

City/County: Dongducheon City,

Post Website: <https://www.army.mil/redcloudcasey>

Post Operator Phone: 011-82-333-661-1110

Emergency Numbers

Police/Fire/Ambulance

Camp Casey: 05033-30-2089

DSN (all bases): 911

MP Station Phone:

Phone: 0503-330-4417

DSN: 730-4417

Dialing Guidelines

To call Camp Casey from the US., dial 011-82-31-869-XXXX (LAST 4).

To call an on-post number in Area North from the US dial 011-82-31-Local number.

To call Camp Casey from a cell phone or civilian number, dial 05033-XXXXXX (LAST 6).

To call Military Information from on-post, dial 869-1110.

Camp Casey Facilities

Lodging

Location: Bldg S-2626

Name: Camp Casey Lodging

Front Desk Phone: 031-869-4247 DSN: 315-730-4247

Email: usarmy.casey.imcom-pacific.mbx.usag-area-1-lodging@mail.mil

Website: <http://redcloud.armymwr.com/pacific/redcloud/programs/area-1-us-army-lodging>

Gas Station

Location: S-1068

Phone: 0503-330-1614

DSN: 730-1614

Hours of Operation: Monday-Saturday 8:00am-7:00pm, Sunday 10:00am-6:00pm

PX

Location: Bldg S-3008

Phone: 0503-330-4860

DSN: 730-4360

Hours of Operation: Monday-Sunday 10:00am-8:00pm

Commissary

Location: Bldg. 3003

Phone: 031-869-4451

DSN: 730-4451

Hours of Operation: Sunday, Tuesday, Friday, Saturday 11:00am-7:00pm, Wednesday and Thursday 11:00am-7:00pm, Closed Mondays

Laundry/Dry Cleaning

Location: Bldg S-1950

Phone: 05033-30-2922 DSN 730-2922,

Hours of Operation: Tuesday-Friday 10:00am-6:00pm, Saturday-Sunday 10:00am-5:00pm, Closed Monday

Dining Establishments

Camp Casey

Exchange Food Court: Anothony's Pizza, Baskin Robbins, Burger King, Taco Bell, Charley's Philly Steaks, Robin Hood
Location: Bldg S-3008
Hours: Vary by establishment

Indian Head Golf Course (Upscale Dining)
Location: S-650
Phone: 0503-330-4511 DSN 730-4511
Hours: Monday-Sunday and Holidays 8:00am-5:00pm (November-April), Monday-Sunday and Holidays 8:00am-7:00pm (May-October)

Gateway Club: Primo's Express, Java Cafe, The Gateway
Location: Bldg S-2540
Phone: 0503-330-4795/3400 DSN 730-4795/3400
Hours: Monday-Sunday and Holidays 11:00am-11:00pm

Camp Hovey

Burger Bar
Location: Bldg T-3820
Hours: Monday-Sunday 7:00am-9:30pm

Krispy Kreme
Location: Bldg S-3807
Hours: Monday-Sunday 8:00am-5:00pm

Smoothie King
Location: Bldg S-3816
Hours: Monday-Sunday 8:00am-9:00pm

Panda Fusion Kitchen
Location: Bldg S-3816
Hours: Monday-Sunday 11:00am-9:00pm

Iron Triangle Club
Location: Bldg S-3794
Phone: 0503-330-5167 DSN 730-5167
Hours: Thursday 5:00pm-10:00pm, Friday-Saturday 5:00pm-2:00am

Medical Facilities

Camp Casey Health Clinic

Location: Bldg S-807
Hour of Operation: Monday, Tuesday, Wednesday, Friday 8:00am-5:00pm, Thursday 1:00pm-4:30pm

Primary Care: 13-99 years
Front Desk: 050-3330-2762/2763 DSN 737-2762/2763
Appointment Line: 050-3337-2273 DSN 737-2273

Audiology
Monday-Friday 8:30am-1130am, 1:00pm-4:30pm
Phone: 05033-37-3590 DSN 737-3590

Behavioral Health (Building 802)
Monday-Friday 8:30am-5:30pm
Phone: 05033-30-4304 DSN 730-4304

Immunizations
Monday-Friday 8:30am-1200pm, 1:00pm-5:00pm
Phone: 05033-37-3577 DSN 737-3577

Laboratory
Monday-Friday 8:30am-5:00pm
Phone: 05033-37-3580 DSN 737-3580

Optometry
Monday - Friday 9:00am-12:00pm, 1:00pm-5:00pm
Phone: 05033-37-3594 DSN 737-3594

Pharmacy
Monday-Friday 8:30am-5:00pm
Phone: 05033-37-3598 DSN 737-3598

PHAs
Call Appointment Line for an appointment: 05033-37-2273 DSN 737-2273
Must complete Part 1 first

Physical Therapy
Monday-Friday 8:30am-12:00pm, 1:00pm-5:00pm
Phone: 05033-37-3588 DSN 737-3588

Public Health Nurse
Monday-Friday 8:30am-5:30pm
Phone: 05033-37-3557 DSN 737-3557

Radiology
Monday-Friday 8:00am-11:30am, 12:30pm-5:00pm
Phone: 05033-37-3585 DSN 737-3585

Emergency Room

Dongducheon Jooang St. Mary's Hospital
Location: 53 Donggwang-ro Dongducheon Gyeonggi-do 483-030
Phone: 031-863-0550 (ext. 104)

Dental Clinic
Location: Bldg 808
Phone: 05033-379011 or 05033-37-9012 DSN 737-9011/737-9012
House: Monday-Friday 7:30am-4:30pm
Sick Call: 7:30am-9:30am
In/Out Processing: Monday-Friday 7:30am-4:00pm, Lunch 11:30am-12:30pm
Exams: By Appointment
After Hours Emergency Care: Contact the Camp Casey Triage and Transport Center at Phone: 05033-30-6142 DSN 730-6142.

Chapel Services

Collective Protestant
Location: West Casey Chapel
Sunday 9:00am

Liturgical Protestant
Location: Hovey Chapel
Sunday 10:00am

Gospel
Location: Camp Casey Memorial Chapel
Sunday 10:15am

KATUSA
Location: Camp Casey Memorial Chapel
Tuesday 6:30pm

Location: Hovey Chapel
Tuesday 6:00pm

Catholic Service/Mass
Location: West Casey Chapel
Sunday 11:30am

Latter-Day Saints
Location: West Casey Chapel
Sunday 1:30pm

Division Chaplain Deputy Phone: 05033-32-7998 DSN 732-7998
Division Chaplain Operations NCO Phone: 05033-32-7144 DSN 732-7144

MWR Activities

Bowling Alley
Camp Casey
Location: Bldg S-3014
Phone: 0503-330-4577 DSN 730-4577
Hours: Monday-Friday 11:00am-9:00pm, Saturday-Sunday and Holidays 11:00am-10:00pm

Camp Hovey
Location: Bldg S-3823
Phone: 0503-330-5168 DSN 730-5168
Hours: Monday-Sunday and Holidays 11:00am-10:00pm

Library
Camp Casey
Location: S-2236
Phone: 0503-330-4563 DSN 730-4563
Hours: Monday-Saturday 10:00am-7:00pm, Closed Sunday and Korean Holidays

Camp Hovey
Location: Bldg 3754
Phone: 0503-330-5172 DSN 730-5172
Hours: Tuesday-Friday 11:00am-7:00pm

Community Activities Center
Location Bldg S-2236
Phone: 0503-330-4601/0503-330-6811
Hours: Monday-Saturday 9:00am-9:00pm, Sunday 9:00am-7:00pm, Holidays 10:00 am -7:00 pm

Nearby Points of Interest

Shopping at the Downtown Dongducheon in Jiehaeng.
Around Uijeongbu (Uijeongbu train station, the Underground Market, Shinsigae Mall)

Jajaeam Temple
Soyo Mt. San1 Sangbongam-dong, Dongducheon, Gyeonggi-do 483-100, South Korea, Phone 031-865-4045

Freedom Protection Peace Museum
96-63, 2910-gil, Pyeonghwa-ro, Dongducheon, Gyeonggi-do 483-100, South Korea, Phone: 031-860-3330

Camp Red Cloud/Camp Stanley

Camp Red Cloud, the U.S. Army installation in Uijeongbu that serves as headquarters for the 2nd Infantry Division in Korea, is named for CPL Mitchell Red Cloud Jr., the Soldier whose fight-to-the-death valor in the Korean War was recognized with a posthumous Medal of Honor. CPL Red Cloud was killed in action against Chinese forces in North Korea in November, 1950 and was awarded the medal for “dauntless courage and gallant self-sacrifice.”

Camp Stanley began as a tent city in 1955. The first US Army helicopters moved to the base in 1954 and aviation units were stationed there until 2nd ID's relocation in August 2005. Various 2nd ID units operated out of the camp from 1971 through 2005. The camp was home to both 2nd ID's Division Artillery and Aviation units until base realignment handed command of the installation to the 501st Corps Support Group.

Area #: Area North (Formerly known as Area I)

Installation Name: Camp Red Cloud / Camp Stanley

Province: Gyeong-Gi-Do Province

City/County: Uijeongbu

Post Operator Phone: 011-82-31-869-3107/011-82-31-869-4005

Commercial: 050-3330-3107 DSN: 315-730-3107

Emergency Numbers

Police/Fire/Ambulance

DSN (all bases): 911

Camp Red Cloud: 05033-32-6617

Camp Stanley: 05033-30-2089

MP Station Phone

Camp Red Cloud: 05033-32-6693

Camp Stanley: 05033-32-5319

Dialing Instructions

- To call Camp Red Cloud or Camp Stanley from the U.S., dial 011-82-31-870-XXXX (Last 4).
- To call an on-post number in Area North from the U.S., dial 011-82-31-Local number.
- To call USAG Red Cloud or Camp Stanley from a cell phone or civilian number, dial 05033-XXXXXX (LAST 6).

To call Military Information from on-post, dial 869-1110.

Camp Red Cloud Facilities

Lodging:

No Lodging on Camp Red Cloud, nearest lodging is Camp Casey

Location: S-2626

Name: Camp Casey Lodging

Front Desk Phone: 031-869-4247 DSN: 315-730-4247

Email: usarmy.casey.imcom-pacific.mbx.usag-area-1-lodging@mail.mil

Website: <http://redcloud.armymwr.com/pacific/redcloud/programs/area-1-us-army-lodging>

Gas Station

Location: Bldg. T-42

Hours of Operation: Daily 10:00 am-6:00pm

Phone: 05033-32-8901 DSN 732-8901

PX

Location: Bldg T-9

Phone: 0503-332-9048 DSN: 732-9048

Hours of Operation: Monday-Saturday 11:30am-7:00pm, Sunday 12:00pm-6:00pm

Commissary

Location: S-410

Hours of Operation: Daily 11:00am -7:00pm, Closed Wednesdays

Phone: 031-870-7649 DSN: 732-7649

Laundry/Dry Cleaning/Alterations

Location(s) Bldg. T-242

Phone: 031-878-5775

Hours: Monday-Friday 10:00am-6:00pm, Saturday 10:00am-3:00pm, Closed Sunday

Dining Establishments

Food Court: Anthony's Pizza, Popeye's, Mainstreet X-Presso, Robin Hood

Location: Bldg T-9

Phone: DSN 732-6468, Com 0503-332-6468

Mitchell's Club (full-service restaurant)

Location: Bldg S-340

Phone: DSN (315)732-8189, Com 05033-32-8189

Hours: Monday-Friday 10:00am-2:00pm and 5:00pm-10:00pm, Saturday 5:00pm-1:30am, Holidays 11:00am-2:00pm, Closed Sunday

Medical Facilities

Camp Red Cloud TMC

Location: BLDG S-306

Phone: 05033-32-6011 DSN 732-6011

Patient Representative Outlying Clinics

Phone: 05033-37-5676 DSN 737-5676

Patient Representatives

Phone: 05033-37-1125 DSN 737-1125/26

TRICARE Service Center

Phone: 05033-30-4695 DSN 730-4695 w

Website at www.tricare.osd.mil

Pharmacy

Hours: Monday-Friday 8:30am-11:30am & 1:00pm-4:00pm, Thursday 1:00-4:00pm

Audiology

Hours: Monday-Friday 1:00pm-3:30pm

Immunizations

Hours: Monday-Friday 1:00pm-4:30pm (Small Pox Vaccinations only on Thursdays 1:00pm-4:30pm)

Appointments

Primary Care

Hours: Monday-Friday 8:00am-11:30am & 1:00pm-4:00pm, Thursday 1:00pm-4:00pm

Laboratory

Hours: Monday-Friday 8:00am-11:30am & 1:00pm-3:30pm, Thursday

1:00pm-3:30pm

Radiology

Hours: Monday-Friday 7:30am-11:30am & 1:00pm-1600, Thursday 1:00pm-3:30pm

Physical Therapy

Hours: Tuesday/Thursday 7:30am-11:30am & 1:00pm-4:00pm

Occupational Health

Hours: Monday, Tuesday, Thursday, & Friday 8:00am-11:30am & 1:00pm-5:00pm

Blood Pressure Checks

Hours: Daily 6:00am-8:00pm

Transportation to MOU hospital: Monday-Friday 8:50am & 12:30pm

Camp Red Cloud Dental Clinic

Location:BLDG S-306 - TMC

Phone Number: 05033-37-9009 DSN737-9009/737-9010

Hours of Operation: Monday-Wednesday 7:30am-4:30pm, Thursday 1:00pm-4:30pm, Friday 7:30am-3:30pm

Sick Call: Monday-Wednesday & Friday 7:30am-8:30am

Exam: By appointment only

In Processing: During normal hours of operation

After Hours Emergency Care: Call the CRC Dental Clinic After Hours Clinic at 010-4645-9640

Emergency Room

St. Mary's Hospital

Location:#65-1 Geumo-dong, Uijeongbu, Gyeonggi-do, 480-130

Phone Number: 031-820-3636/010-8931-3435

Civilian taxis accept mostly Korean Won and will take you to the gate of your choice, but they will not be allowed on post.

Camp Red Cloud Chapel Services

Location: CRC Warrior Chapel

Collective Protestant: Sunday 11:00am

Cogic: Sunday 1:00pm

KATUSA: Sunday 7:00pm

Catholic Service / Mass: Sunday 9:00am

Camp Red Cloud MWR Activities

Bowling Alley

Location: Bldg S-12

Phone:0503-332-6458 DSN:(315)732-6458

Hours: Monday-Thursday & Sunday 11:00 am- 9:30 pm, Friday-Saturday 11:00 am- 11:00 pm, Holidays 11:00 am- 10:00 pm

Library

Location: Bldg S-58

Phone: 0503-332-6723 DSN 732-6723

Hours: Tuesday-Friday 11:00am-7:00pm, Saturday 10:00am-6:00pm

Community Activity Center

Location:Bldg S-2

Phone:0503-332-6246 DSN: (315)732-6246

Hours of Operation: Monday-Sunday 9:00am- 9:00pm, Holidays 9:00am-9:00pm

Swimming Pool

Location:Building S-265

Hours of Operation:

Phone: 0503-332-6553 DSN:(315)732-6553

Hours of Operation: Monday, Wednesday, and Friday 6:00am-2:00pm, Tuesday 6:00am-8:00pm, Closed Thursdays, Saturday-Sunday 10:00am-6:00pm, Holidays 10:00 am - 6:00 pm

Golf Course

Location:Bldg S-120

Phone: 0503-332-6843 DSN: (315)732-6843

Hours of Operation: Monday-Sunday 8:00am-5:00pm, Holidays 8:00 am - 5:00 pm

Nearby Points of Interest

Hike Soyosan Mountain - Soyo-dong, Gyeonggi, South Korea, South Korea

PreHistory Festival in neighboring Yeongcheon in April - <http://www.yc.go.kr/ycForeign/Eng/contents/contents.do?mId=0401060000>

USAG Yongsan

Japan officially annexed Korea in 1910, but it was much earlier that Japan began to make its military might felt in Korea. Japanese forces set up a military compound at Yongsan in April 1906. They built permanent structures to support the thousands of troops that poured into the city to maintain order. The Japanese forcibly occupied Korea as a colony during most of the first half of the 20th century.

In 1945, following the Japanese surrender at the end of World War II, American forces moved into the Japanese base in Seoul. The U.S. Army's 7th Infantry Division established its headquarters at Yongsan Garrison in September 1945. The fledgling Republic of Korea officially agreed to allow the U.S. Army to occupy the compound. At the time, the area was known as "Camp Seobingo." In 1952, the U.S. military changed the name to "Yongsan," which literally translates to "dragon hill."

Area #: Area North (Formally known as Areas 1 and 2)

Installation Name: USAG Yongsan

City/County: Seoul

Post Operator Phone: 011-82-2-7913-1110 or DSN 315-723-1110

Emergency Numbers

Police/Fire/Ambulance

DSN (all bases): 911

Commercial/Cell

K-16: 050.3341.6001

Yongsan: 050.3338.0117

MP Station Phone: 05033-38-4247 DSN: 738-4247

Dialing Instructions

- From a Commercial or Cell Phone
- To call a DSN phone number, dial 05033+ the last six digits of the phone number.
- To call a commercial phone from a cell phone, dial 02+ the
- Calling Seoul From The Us
- To call a commercial phone in Seoul, dial 1+011+822+XXX+XXXX
- To call a cell phone in Seoul, dial 1+011+ last two prefix digits + rest of phone number.
- To call a DSN phone in Seoul, dial 1+011+822+791X+XXXX.

American Forces Spouses Club

More than just a spouses' club - We are a support network of friends! The American Forces' Spouses' Club (AFSC) is a community-focused military spouses' organization that operates at United States Army Garrison (USAG) - Yongsan, South Korea. We are Army, Air Force, Navy and Marine spouses, both active duty and retired. We are Department of Defense (DoD) civilian employees and spouses; Department of Defense Dependent Schools (DoDDS) teachers and their spouses; directors and spouses for the American Red Cross, United Service Organizations (USO), Special Services; adult family members of U.S. Department of State and U.S. Diplomatic Mission personnel; and United Nations Command Officers' spouses.

- Website: <https://www.afscyongsan.org>

Lodging

Dragon Hill Lodge

Be sure to check with their in-house travel concierge, Discover Seoul, located in the main lobby. They're enthusiastic local experts who can help you take full advantage of all the activities, sights and culture you can soak up in Seoul. You'll be surprised at how far your budget can go, too. You can email DiscoverSeoulDesk@dragonhilllodge.com or call DSN: 738-2222, Ext 2 or (82-2) 6903-6286/6234 if you're calling from outside South Korea.

- Front Desk Phone: 050-3338-2222
- Website/Email: <https://www.dragonhilllodge.com>

Gas Station

Location: Bldg S-4723

Hours of Operation:

Mon-Fri 0800-1900 Sat 0800-1900 Sun 0900-1800

Commissary

Store Phone: 82.2.7916.3084 DSN: 736.3084

<https://www.commissaries.com/shopping/store-locations/yongsan>

Location:

Hours of Operation: Closed Mondays Sun, Tues, Weds, Thurs 10:00 am - 7:00 pm

Fri, Sat 10:00 am - 8:00 pm Early Bird Tues- Thurs 7:00 am - 10:00 AM

Medical Facilities

121 Brian Allgood

Location: BAACH Building 7005

1st Floor Main Hallway

Emergency Room (ER)

Ambulance Service

050.3337.5545 DSN 737.5545/6001 737.3505

PCC 737-1147/1142

PEDS 737-1144/1142

Hours: M-W, F 8:30 am- 5:00 pm Thurs. 1:00 pm - 5:00 pm

Late Clinic 10:00 - 7:00 pm

Hospital Telephone Directory

Alcohol Treatment Center

Phone: 050.3337.5208 DSN 737.5208

Location: 121st CSH, Bldg 3707

Hours: Monday-Friday 7:30 am- 4:30 pm

Ambulatory Care Clinic (ACC)

Phone: 050.3337.1142 DSN 737.1142/1147

Location: 121st CSH

Hours: Monday-Friday 7:30 am-1:00 pm Thursday 1230-4:30 pm

Ambulatory Surgical Clinic (ASC)

Phone: 050.3337.3209 DSN 737.3209/1257

Location: 121st CSH, 2nd Floor

Hours: Monday-Friday 7:30 am-4:30 pm

Anesthesiology

Phone: 050.3337.1353 DSN 737.1353/1362

Location: 121st CSH 2nd Floor

Hours: Monday-Friday 7:30 am-4:30 pm

Audiology

Phone: 050.3337.1225 DSN 737.1225/1061

Location: 121st CSH 1st Floor

Phone: Monday-Friday 7:30 am-4:30 pm Thursday 1:00 pm-4:30 pm

Behavioral Health

(Outpatient Psychiatry)

050.3337.5508

DSN 737.5508/1900

121st CSH Monday-Friday

7:30 am-4:30 pm

Thursday

1:00-4:30 pm

Behavioral Health

(Inpatient Psychiatry)

050.3337.1386

DSN 737.1386/1387

121st CSH Monday-Friday

7:30 am-4:30 pm

Behavioral Health Clinic

Patient Appointments Phone: 050.3337.5508 DSN 737.5508

Location: 121st CSH

Hours: Monday-Friday 7:30 am-4:30 pm Thursday 1:00-4:30 pm

Billing Office, Insurance

Phone: 050.3337.1859 DSN 737.1859

Location: 121st CSH 1st Floor, next to PAD

Hours; Monday-Friday 7:30 am-4:30 pm Thursday 1:00-4:30 pm

Central Appointment Line

Phone: 050.3337.2273 DSN 737.2273

Location: 121st CSH 2nd Floor

Hours: Monday-Friday 7:00 am-6:00 pm Except US Holidays

Chaplain Services

Phone: 050.3337.1635 DSN 737.1635/1638
Location: 121st CSH Monday-Friday
Hours: 7:30 am-5:00 pm

Dental Clinic #1

Phone: 050.3325.8271 DSN 725.8271/3063
Location: Next to TMC Main Post
Hours: Monday-Friday 7:30 am-4:30 pm

Dental Clinic # 2 050.3336.4479

DSN 736.4779
Next to Hospital Monday-Friday
7:30 am-4:30 pm

Dental Clinic # 3

Phone: 050.3336.5221 DSN 736.5221/5799
Location: Behind Elementary School
Hours: Monday-Friday 7:30 am-4:30 pm

Dental Emergency

Phone: 050.3337.5545 DSN 737.5545/6001
Location: 121st CSH
Hours: After Working Hours/Holidays

Dermatology Clinic

Phone: 050.3337.1172 DSN 737.1172
Location: 121st CSH
Hours: Monday-Friday 7:30 am-4:30 pm

EDIS (Educational and Developmental Intervention Services)

Phone: 050.3337.1300 DSN 737.1300/1301
Location: 121st CSH
Hours: Monday-Friday 7:30 am-4:30 pm

Ear, Eye, Nose & Throat (EENT)

Phone: 050.3337.1285 DSN 737.1285
Location: 121st CSH
Hours: Monday-Friday 7:30 am-4:30 pm

Exceptional Family Member Program (EFMP)

Phone: 050.3337.1282 DSN 737.1282/1283
Location: 121st CSH
Hours: Monday-Friday 7:30 am-4:30 pm

Emergency Room (ER) Ambulance Service

Phone: 050.3337.5545 DSN 737.5545/6001 737.3505
Location: 121st CSH
Hours: 24/7

Family Advocacy Program

Phone: 050.3337.1901 DSN 737.1901
Location: 121st CSH
Hours: Monday-Friday 7:30 am-4:30 pm

Immunization Desk

Phone: 050.3337.1162 DSN 737.1162
Location: 121st CSH
Hours: Monday-Friday 7:30 am-4:30 pm

Information Desk (After 4:30 pm hrs Staff Duty)

Phone: 050.3337.1411 DSN 737.1411/3085/3155
Location: 121st CSH
Hours: 24/7

Intensive Care Unit (ICU)

Phone: 050.3337.1455 DSN 737.1455/1456
Location: 121st CSH
Hours: Monday-Friday 7:30 am-4:30 pm

Internal Medicine

Phone: 050.3337.1143 DSN 737.1143
Location: 121st CSH
Hours: Monday-Friday 7:30 am-4:30 pm

Laboratory

Phone: 050.3337.2062 DSN 737.2062
Location: 121st CSH
Hours: Monday-Friday 7:30 am-4:30 pm 1st Thursday of the Month
Closed 8:00-9:00 am

Medical Records

Phone: 050.3337.1856 DSN 737.1856
Location: 121st CSH
Hours: Monday-Friday 7:30 am-4:30 pm

Mental Health Clinic/Hotline

Phone: 050.3337.5508 DSN 737.5508
Location: 121st CSH
Hours: Monday-Friday 7:30 am-4:30 pm

Multi-Care Unit

Phone: 050.3337.5561 DSN 737.5561/1824
Location: 121st CSH
Hours: Monday-Friday 7:30 am-4:30 pm

Neurosurgery

Phone: 050.3337.1375 DSN 737.1375/1378
Location: 121st CSH
Hours: Monday-Friday 7:30 am-4:30 pm

New Parent Support Home Visit Nurse

Phone: 050.3338.5311 DSN 738.5311/7034

ACS

Hours: Monday-Friday 7:30 am-4:30 pm

Nutrition Clinic

Phone: 050.3337.1572 DSN 737.1572
Location: 121st CSH
Hours: Monday-Friday 7:30 am-4:30 pm

OB/GYN

Phone: 050.3337.1310 DSN 737.1310/1311
Location: 121st CSH
Hours: Monday-Friday 7:30 am-4:30 pm

Occupational Health Services

Phone: 050.3337.1750 DSN 737.1750
Location: 121st CSH
Hours: Monday-Friday 7:30 am-4:30 pm

Occupational Health Nurse

Phone: 050.3337.1746 DSN 737.1746
Location: South Post Bldg. 5477
Hours: Monday-Friday 7:30 am-4:30 pm

Occupational Health Nurse

Phone: 050.3337.6167 DSN 737.6167
Location: 121st CSH
Hours: Monday-Friday 7:30 am-4:30 pm

Operating Room

Phone: 050.3337.1362 DSN 737.1362/1363
Location: 121st CSH
Hours: Monday-Friday 7:30 am-4:30 pm

Optometry

Phone: 050.3337.1464 DSN 737.1464
Location: Main Post Bldg. 1625
Hours: Monday-Friday 7:30 am-4:30 pm

Oral Surgery

Phone: 050.3337.8102 DSN 737.8102
Location: 121st CSH
Hours: Monday-Friday 7:30 am-4:30 pm

Orthopedic Surgery

Phone: 050.3337.1375 DSN 737.1375/1378
Location: 121st CSH
Hours: Monday-Friday 7:30 am-4:30 pm

OT/Physical Therapy/Physical Medicine

Phone: 050.3337.1180 DSN 737.1180/1181
Location: 121st CSH
Hours: Monday-Friday 7:30 am-4:30 pm

Pathology

Phone: 050.3337.2062 DSN 737.2062
Location: 121st CSH
Hours: Monday-Friday 7:30 am-4:30 pm

Patient Administration (PAD)
Phone: 050.3337.1846 DSN 737.1846/1847
Location: 121st CSH
Hours: Monday-Friday 7:30 am-4:30 pm

Patient Advocacy
Phone: 050.3337.1125 DSN 737.1125/1126
Location: 121st CSH
Hours: Monday-Friday 7:30 am-4:30 pm

Pediatrics Clinic
Phone: 050.3337.1144 DSN 737.1144/1145
Location: 121st CSH
Hours: Monday-Friday 7:30 am-4:30 pm

Pharmacy for Inpatient
Phone: 050.3337.2072 DSN 737.2072/3055
Location: 121st CSH
Hours: Monday-Friday 7:30 am-8:00 pm Saturday, Sunday & Holidays 8:30 am-5:00 pm

Pharmacy for Outpatient
Phone: 050.3337.2081 DSN 737.2081/2075 737.2070
Location: 121st CSH
Hours: Monday-Friday 7:30 am-6:00pm

Pharmacy for Refill
Phone: 050.3337.7939 DSN 737.7939
Location: 121st CSH
Hours: Monday-Friday 7:30 am-6:00 pm

Podiatry Surgery
Phone: 050.3337.1180
Location: 121 st CSH Monday-Friday
DSN 737.1180 7:30 am-4:30 pm

Primary Care Clinic
Phone: 050.3337.1142 DSN 737.1142
Location: 121st CSH
Hours: Monday-Friday 7:30 am-4:30 pm

Pulmonary Function Tests
Phone: 050.3337.1579 DSN 737.1579
Location: 121st CSH
Hours: Monday-Friday 7:30 am-4:30 pm

Radiology
Phone: 050.3337.1476 DSN 737.1476
Location: 121st CSH
Hours: Monday-Friday 7:30 am-4:30 pm

Respiratory Therapy
Phone: 050.3337.1579 DSN 737.1579/1577
Location: 121st CSH
Hours: Monday-Friday 7:30 am-4:30 pm

Social Work Services (Counseling Behavior)
Phone: 050.3337.1901 DSN 737.1901
Location: 121st CSH
Hours: Monday-Friday 7:30 am-4:30 pm

Speech Pathology
Phone: 050.3337.6792 DSN 737.6792
Location: 121st CSH
Hours: Monday-Friday 7:30 am-4:30 pm

Surgical Clinic
Phone: 050.3337.1237 DSN 737.1237
Location: 121st CSH
Hours: Monday-Friday 7:30 am-4:30 pm

Tobacco Cessation
Phone: 050.3325.4930 DSN 725.4930/4919
Location: 121st CSH
Hours: Monday-Friday 7:30 am-4:30 pm

Treasury Office for DoD Civilians
Phone: 050.3337.1858 DSN 737.1858
Location: 121st CSH
Hours: Monday-Friday 7:30 am-4:30 pm

TRICARE Office for Active Duty FM & Retirees
Phone: 050.3337.1433 DSN 737.1433/1074
Location: 121st CSH
Hours: Monday-Friday 7:30 am-4:30 pm

TRICARE Dental Clinic
Phone: 050.3336.5051 DSN 736.5051/1450
Location: 121st CSH
Hours: Monday-Friday 7:30 am-4:30 pm

Veteran Affairsfor Medical
Phone: 050.3338.5121 DSN 738.5121
Location: 121st CSH
Hours: Monday-Friday 7:30 am-4:30 pm

Women Infant Care Unit
Phone: 050.3337.4243 DSN 737.4243
Location: 121st CSH
Hours: Monday-Friday 7:30 am-4:30 pm

Women Infant Care Overseas
Phone: 050.3337.6074 DSN 737.6074
Location: 121st CSH
Hours: Monday-Friday 7:30 am-4:30 pm

Yongsan Health Clinic (Troop Clinic)
Phone: 050.3337.1396 DSN 737.1396/1397
Location: Main Post Bldg 1663
Hours: Monday-Friday 7:30 am-4:30

References: Chapel Services

South Post Chapel
Location: South Post, Building 3702
Phone: 050.3338.6054/4043, DSN: 738.6054/4043

Protestant R.O.C.K. (Contemporary): Sunday, 9:00 am
Protestant Cornerstone (Non Denominational): Sunday, 11:00 am
Protestant (Gospel): Sunday, 1:00 pm
Latter-day Saints (LDS)/Mormon: Sunday, 4:00 pm
Jewish: Friday, 7:00 pm

Memorial Chapel
Location: Main Post, Building 1597
Phone: 050.3325.4076/8182, DSN:725.4076/8182

Catholic Mass:
Monday, Wednesday, Thursday, and Friday, 11:45 am,
1st Saturday of the Month,
9:00 am, Saturday, 5:00 pm, Sunday, 8:00 am and 11:30 am

ROK Catholic Mass: 3rd Thursday of Month, 5:30 pm
Protestant (Traditional): Sunday, 9:30 am
United Pentecostal Church International: Sunday, 1:00 pm
KATUSA Worship: Tuesday, 6:30 pm

Brian Allgood Community Hospital Chapel
Location: South Post, Building 7005
Phone: 050.3337.1636 DSN:737.1636

Protestant: Sunday, 9:30 am
Episcopal: Sunday, 11:00 am
Seventh Day Adventist: Saturday, 9:30 am
Catholic Mass: Thursday, 11:30 am

K-16 Chapel
Location: K-16 CAC, Building S-302
Phone: 050.3341.6280 DSN:741.6280
Protestant: Sunday, 10:30 am

Dining Establishments

Dragon Hill Lodge

Sables
Top-quality steaks and seafood are served with our world-renowned hospitality and service.
Hours: Tuesday – Sunday 5:00 p.m. to 9:30 p.m.

Greenstreet
American classics are celebrated at Greenstreet with familiar, family-friendly entrées, buffet options and wholesome scratch-made cooking.

Hours: Breakfast: Daily 6 to 11 a.m.
Lunch: Daily 11:00 a.m. to 2:00 p.m.
Dinner: Daily 5:00 pm to 9:30 p.m

Oasis

Enjoy modern Tex-Mex and American Southwest-inspired cuisine in the heart of Seoul, and wash it down with our house-brewed Imperial Pale Ale.

Hours: Monday – Wednesday 11:00 a.m. to 9:00 p.m. Thursday 11:00 a.m. to 2:00 p.m. Friday and Saturday 11:00 a.m. to 9:30 p.m. Sunday 12 p.m. to 9 p.m.

Buffet Service:

Lunch: Monday – Friday 11:00 a.m. to 2:00 p.m.
Dinner: Monday – Wednesday 5 p.m. to 8:30 p.m.
Weekend Buffet: Saturday 11:00 a.m. to 9:00 p.m.
Sunday 12 to 8:30 p.m.

Bakery / Deli

Here's your quick, convenient stop for sandwiches, snacks and so much more.

Hours: Daily 6:00 a.m. to 8:00 p.m.

Sun Dae's

This is the place to find gourmet homemade ice creams, pastry treats, hand-dipped chocolates, cappuccino, lattes and panini.

Hours: Monday – Friday 10:30 a.m. to 8:00 p.m. Saturday and Sunday 12:00 p.m. to 8:00 p.m.

Yongsan Main Exchange

Phone: 724-3088

Location: Bldg. 1435

Hours: Sun-Thu 10:00 am -7:00 pm Fri.& Sat 10:00 am -8:00 pm

The Exchange Food Court

Location Bldg 1435

Sit down or take out

Hours: 6:00am -8:00 pm

K-16 Facilities & Food

Location Bldg. #S-244

Food in Bldg. #S-302

<https://www.shopmyexchange.com/exchange-stores/South%20Korea/ROK/Seoul/Yongsan-Main-Exchange-1761025>

Laundry/Dry Cleaning

Location(s) South Post

Phone: 0503-338-4441 Dsn 738-4441

Hours: Mon-Fri 0900-1800 Sat 0900-1500 Sun Closed

Second Hand Rose Thrift shop

Location: Building 4222, across from Movie Theatre

Phone: 02-795-7675

Hours: Mon & Weds 10:00 am-3:00 pm

MWR Activities

Website: <https://yongsan.armymwr.com/programs>

Bowling Alley

USAG Yongsan Main Post

Location: Bldg Bldg. 2267

Hours of Operation: Mon, Tues, Weds, Thurs, Sun 11:00 am -9:00 pm

Fri, Sat 11:00am - 12:00 am

Phone: +82 (0)50-3323-7830 DSN (315)723-7830

Swimming Pool(s)

Outdoor

Location: Bldg #3618 South Post

Phone: +82 (0)50-3338-4193 DSN 738-419

Hours of Operation: Summer hours Memorial day to 5 September

Daily 12:00 pm - 7:00 pm

Indoor

Location: Bldg #1515 Main Post

Phone: +82 (0)50-3325-6984 DSN 725-6984

Hours of Operation: Closed Sundays PT Hours 6:00am - 8:00 am

Mon- Fri 10:00 am - 7:00 pm Sat. 8:00 -5:00 pm

Community Activities Center

Location: Bldg S- 2497

Phone:+82(0)503-332-5366 DSN: (315)732-5366

Hours of Operation: Mon, Tues, Weds, Sun 10:00 am - 7:00 pm Thurs
10:00 am -12:00 pm Sat 10:30 am -1:30 pm Holidays 9:00 am -7:00 pm

USAG Yongsan Gates

Most websites and tourist brochures will include information on how to access them via subway or bus, but until you learn which lines are accessed from which post gates, it can be frustrating to know where to begin. The following chart is a good place to start.

Gate #	Gate Name	Hours	Drive or Walk	Finger-print Access	Bus Routes at Nearest Stop	Nearest Subway Station (Subway Line)
1	Dragon Hill Lodge	24/7	Both		110A, 421, 740	Samgakji (4,6) Noksa-pyeong (6)
2	R&R Bar and Grill	Closed			110A, 421, 740	Samgakji (4,6) Noksa-pyeong (6)
3	MAR-FOR-K	5:00am-12:00am	Both		100A, 421, 740	Noksapyeong (6)
4	CPAC	5:00am-9:00am M-F	Drive		110A, 421, 740	Noksapyeong (6)
5	PX Gas Station/ Itaewon	6:00am-12:00am	Walk	Yes	03,110B, 421	Itaewon (6) Noksapyeong (6)
6	Commis-ary	24/7	Drive		100, 143, 401, 406, 740	
7	TMP	24/7	Drive			
8	Blackhawk Village	24/7	Walk	Yes	100, 405	Seobinggo (GJ)
9	Seobinggo	24/7	Drive			
13	South Post	24/7	Both			Ichon (4, GJ)

14	Hospital	5:00am-6:00pm M-F	Both	Yes		Sinyongsan (4)
16	MP Station	5:00am-9:00pm	Drive		100, 150, 151, 152, 421, 500, 501, 502, 504, 506, 507, 605, 750A, 750B, 751, 752, 6001	Samgakji (4, 6)
17	Camp Kim	24/7	Drive			
18	Camp Coiner	24/7	Walk	Yes	100, 150, 151, 152, 421, 500, 501, 502, 504, 506, 507, 605, 750A, 750B, 751, 752, 6001	Sookmyung Women's University (4)
19	Camp Coiner Visitor	5:00am-1:00am	Both		201, 400, 605	
21	Friendship House (Kimchi Pot Gate)	24/7	Walk	Yes	2, ,3, 143, 401, 406, 9007	Noksapyeong (6)

Tip: Take some time and stay in Seoul. There is so much to see and do refer to our Travel Section for additional information.

Kunsan Air Base

Originally built by the Japanese as a fighter-interceptor base in 1938, Kunsan became the home of the U.S. Military Assistance Advisory Group in Korea at the end of World War II. In 1949, U.S. forces left Korea, turning the base over to the then-fledgling Republic of Korea Air Force.

In July 1950, at the outset of the Korean Conflict, North Korean forces occupied Kunsan Air Base. The U.S. Army's 3rd Battalion, 24th Infantry recaptured the base and Kunsan City on Sept. 30, 1950. In April 1951, the 27th Air Base Group became the first Air Force unit assigned to the base. The group oversaw the base's rehabilitation. The Army's 808th Engineer Aviation Battalion built a 5,000-foot runway to replace the sod runway built by the Japanese. The 3rd Bombardment Wing moved to the base Aug. 22, 1951, as Kunsan's first assigned aircraft wing.

Following the 3rd Bombardment Wing's return to Japan at the end of the Korean Conflict, Kunsan became the home to several Air Force units. The 6170th Air Base Group and the 6170th Air Base Squadron operated and maintained the base from 1954 to 1968. From 1968 to 1970, the 354th and later the 54th Tactical Fighter Wing ran the base. The 6175th assumed responsibility for the installation in the mid-1970s until the 3rd Tactical Fighter Wing returned to Kunsan in March 1971. In September 1974, the 8th Tactical Fighter Wing was assigned to Kunsan Air Base. As a part of an Air Force-wide reorganization, the 8th Tactical Fighter Wing was redesignated the 8th Fighter Wing on Feb. 3, 1992.

Area #: 6

Installation Name: Kunsan

Post Operator Phone: Out of Country: 011-82-63-470-1110

In Country: 063-470-1110 DSN: 315-782-1110

Emergency Numbers:

Ambulance / Fire / Police: 911

Off Base: 119

MP Station Phone: 782-4944

Wolf Pack Lodge

Location: Bldg : 314

Phone: Comm 063-470-1844

DSN 782-1844

Operation Hour 24 Hour / 7 Days

Website/Email: <http://www.8forcesupport.com/wolf-pack-lodging.html>

Gas Station & Garage

Location: Bldg. 1108

Hours of Operation: Mon-Fri 10:00 am - 5:00 pm Sat 11:00 am - 3:00 pm Sun Closed

Kunsan Main Exchange

Location: BLDG 1102, unit #2105

Hours of Operation: Sat 10:00 am-8:00 pm Mon-Fri 10:00 am-8:00 pm Sun 10:00 am-8:00 pm

Commissary:

Location:

Phone: 011.82.63.470.5437 DSN: 315.782.5437

Hours of Operation: Normal Hours Closed Mondays Sat & Sun 10:00 am - 6:00 pm Tues-Fri 11:00 am - 7:00 pm

Medical Facilities

Emergency Room

Phone: 063-470-0911 DSN: 782-0911

Location: off post

Medical Group Appointment Line: 782-2273

Website: <http://www.airforcemedicine.af.mil/MTF/Kunsan/Clinics-Services/>

Dental Clinic

Location: Building 409 (next to the Medical Clinic)

Hours of Operation: 0800 – 1700 Monday – Friday, except for holidays and wing down days

Phone: 315-782-4847

Dental care is provided for all active duty military personnel assigned to Kunsan AB. Annual dental examinations are scheduled for active duty members through their Unit Health Monitor. Follow-up appoint-

ments are made at the time of the dental exam or by calling the Dental Clinic. Specialized treatment to include Endodontics, Prosthodontics, Periodontics, Oral Surgery and Orthodontics is available on a limited basis. Dental Sick Call is available to personnel by call-in/walk-in at 0800 hrs and 1300 hrs, Monday through Friday.

Pharmacy

Location: Bldg 405
Phone: 782-5177
Hours of Operation: M-F 8:00 am -5:00 pm

Religious Services

Base Chapel

Mon-Fri: 8:00 am-4:30pm
Number: 782-HOPE
For after hours emergency contact Command Post at 782-6000

Son Light Inn

Monday-Thursday: 8:00 am-10:00 pm
Friday: 8:00 am-11:59 pm
Saturday: 12:00 am-11:59 pm
Sunday: 10:00 am-11:00 pm
Holiday: 12:00 am-11:00 pm

Worship Services

Sunday Catholic Mass: 9:45 am
Sunday Protestant Gospel: 11:30 am
Sunday Protestant Contemporary: 5:00 pm
Monday-Friday Catholic Mass: 11:00 am

Other Activities and Bible Studies at the Son Light Inn

Women's Bible Study Wednesday: 6:00 pm
Men's Bible Study Wednesday: 7:00 pm
General Bible Study Thursday: 6:00 pm
Free Community Meal Sunday: 6:00 pm
(excluding holiday weekends)
Monthly Community Volunteer Events
Chaplain: 782-4300

Dining Establishments

O'Malley Military Dining Facility

Location :Bldg: 550
Style: Sit down and Take out
Phone: 063-470-5160 DSN 782-5160
Hours: Mon-Fri
Breakfast: 5:30 am-9:00 am
Lunch: 11:00 am-2:00 pm
Dinner: 5:00 pm- 8:00 pm / Midnight: 11:00 pm-1:00 am
Hours: Weekends, Holidays and Down Days
Brunch: 7:00 am-1:00 pm
Supper: 4:30 pm -7:00 pm / Midnight: 10:00 pm-12:00 am

D-PAD Military Dining Facility

Location: Bldg: 2548
Style: Sit Down
Phone: DSN 782-4688
Comm 063-470-4688
Hours: Mon-Fri
Lunch: 11:00 pm-1:30 pm /
Dinner: 4:00 pm-6:00 pm

Loring Club Entertainment

Location: Bldg : 1025
Phone: DSN 782-4312
Comm 063-470-4312
Hours of Operation: Office: Tue-Fri 8:00 am-4:30 pm
Cash Cage: Sun & Mon 10:00 am-4:00 pm Tue-Thu 10:00 am-10:00 pm
Fri & Sat 10:00 am-12:00 am

Mickey's Pub:

Hours: Tue-Thu 4:30 pm-12:00 am Fri 4:30 pm -3:00 am Sat 6:30 pm-3:00 am
Down Days & Holidays 4:30 pm-3:00 am

Laundry/Dry Cleaning

Location: Bldg 1104
Hours of Operation: Mon-Fri 10:00 am - 6:00 pm Sat 10:00 am -4:00 pm
Sun Closed

Take It North Bowling Center

Location: Bldg : 1057

Phone: 063-470-7659 DSN 782-7659

Hours of Operation: Mon-Thurs: 11:00 am-11:00 pm Fri: 11:00 am-3:00am Sat: 12:00 am -3:00 am Sun: 12:00 am-11:00 pm

Swimming Pool

Location: Bldg : 1060

Phone: DSN 782-5394

Comm 063-470-5394

Hours of Operation: Mon: Closed Tues-Fri: 5:15 pm-6:15 Sat, Sun & Holiday: 10:00 am-7:00 pm

Recreation

West Wind Golf Course

Location: Bldg : 387

Phone: DSN 782-5435 or Comm 063-470-5435

Hours of Operation: Golf Course Daily 07:00 am-Dusk Driving Range 24 Hour / 7 Day

Your golf course features a nine-hole course, a full-service Pro Shop with a variety of golf clothing and gear, personalized club fitting, a driving net, and a full-service lounge where you can grab a cool beverage and select menu items to include sandwiches, wings, and more.

For our avid golfers, we also offer discounted multi-round play cards, and professional demo days by Mizuno and Nike.

For our beginning golfers, or for those who just want to brush up on their golf skills, we offer FREE lessons.

Nearby Points of Interest Off Post (Why travel there?)

Eunpa Lake Park

Playgrounds, Bodies of Water and Outdoor Activities

Location: 9 Eunpasunhwan-gil, Gunsan, Jeollabuk-do 54146,

Dongguksa Temple

Religious Landmarks

Location: 16 Dongguksa-gil, Gunsan, Jeollabuk-do

Japanese-style House in Sinheung-dong (Hirotsu House)

Landmarks

Location: 17 Guyeong 1-gil, Gunsan, Jeollabuk-do

USAG Daegu

Camp Walker is an U.S. military base in Daegu, South Korea. Camp Walker was named in 1951 after General Walton Walker, commander of the Eighth Army who was killed in a jeep crash in December 1950 during the Korean War. Camp Walker, Camp Henry, and Camp George are the three U.S. military bases in Daegu, part of the U.S. Army Garrison Daegu.

Camp Henry was built by the Japanese Army in 1921 and served as the headquarters for General Minami and the Japanese Forces located in the Taegu Area. During the Korean War, the camp saw little action as it was on the northern edge of what is known today as the Pusan Perimeter. After the Korean War, the base was named after Lt. Frederick Henry, a medal of honor recipient.

Camp Carroll lies in the evening shadow of Hill 303 where one of the most notorious atrocities of the Korean War was committed by communist forces. Forty-one soldiers from the 1st Cav. Div. were captured on the hill during the attempt to break through communist lines during the early days of the Pusan Perimeter. Evidence shows that these men were bound and shot in the back. Shortly after this, the United Nations Command dropped nearly 1,330 tons of high explosives onto the communist lines near Waegwan and, with the second front opening at the communist rear after the landing at Inchon, the 1st Cav. Div. recaptured Hill 303.

Camp Carroll is the only military post located in the Waegwan area since Japanese forces maintained a replacement depot here some 400 years ago.

Camp George was named in honor of Private First Class Charles George of Cherokee Indian descent, who served in Company C, 179th Infantry Regiment, 45th Infantry Division, during the Korean War. George was posthumously awarded the Medal of Honor for action near Songnae-dong, Bucheon City, Korea on 30 November 1952. The installation was originally constructed by the Imperial Japanese Army. Camp George was located on 16 acres (19,586 pyeong) in the Nam-gu District of Daegu City, less than one-quarter mile west of Camp Henry and about one-half mile north of Camp Walker.

Area #: 4

Installation Name: Camp Carroll, Camp George, Camp Henry and Camp Walker,

City/County: Taegu

Post Operator Phone: DSN (315) 723-1110/1113
from CONUS 011-82-2-7913-1110/1113

Emergency Numbers

MP Station Phone: 764-4141, 911

Ambulance

On Post: Dial 911 from any DSN line, or 05033-64 -5911 from any cell phone for ambulance dispatch.

Off Post: Dial 02-1339 from any cell phone or landline for English Ambulance dispatch.

Police

Off Post
0503-364-4141(CW)

Fire

English Off-Post (Fire, Police, Ems) 119
Korean Fire Dept 119

Dialing Instructions

- To dial dsn numbers from off-post or cell: 0503-3Xx-Xxxx (X= Last 6 Numbers Of Dsn Number); To Dial Dsn Numbers From Conus Dsn You Must First Dial The 315 Pacific Area Code.
- To dial dsn numbers from the U.S.: 011-82-53-470-Xxxx (Ch/Cw); 011-82-54-970-Xxxx (Cc)

Daegu Civilian & Spouses Club

The Daegu Civilian and Spouses Club promotes friendship and goodwill among the US and Korean Soldiers, Civilians, and Family Members who live in and work in the Area IV Garrison Community.

As part of this, the DCSC manages the Apple Tree Gift and Thrift Store, conducts other fundraising activities, provides welfare donations to aid community projects and agencies, awards annual scholarships, and conducts social events for members and guests.

Facebook: <https://www.facebook.com/DaeguSpouses>

Lodging

Camp Walker Army Lodge
Location Building 701 Camp Walker/Camp Henry
Front Desk Phone: DSN (315) 764-5536 or 053-82-470-5536
<http://army.dodlodging.net/property/Camp-Walker--Camp-Henry-Lodging>

Camp Carroll Lodge
Location Building Bldg. #S-100
Front Desk Phone: +82 (0)50-3365-7722 DSN Tel:(315)765-7722

Camp Walker Px
Location: Bldg# S-310 Army Base
Hours of Operation:
Mon-Sun 10:00 am- 8:00 pm

Camp Henry Express
Hours of Operation: Sun 9:00 am-7:00 pm Fri 7:00 am-10:00 pm Sat 7:00 am -9:00 pm

Commissary

Hours of Operation: Closed Mondays Early Bird Tues & Fri 9:00 am-11:00 am Sun 10:00 am -6:00 pm Tues - Thurs 11:00 am - 7:00 pm Sat 9:00 am - 7:00 pm
Website: <https://www.commissaries.com/shopping/store-locations/daegu>

Medical Facilities

ER - Gumi Cha Hospital

Location: (off post)
There is a fully qualified Emergency Room located at Gumi Cha Hospital ,
Phone Numbers: Office: 054-450-9869/9870, Cell: 010- 9707-0911(24hr) Fax: 054-450-9899.
Directions: To Gumi CHA by train are available at the Camp Carroll TMC. The SM's unit is responsible for transportation back to post.

Wood Army Medical Clinic

Location: BLDG S180
Appointment Line Phone: 05033-37-2273
Clinic hours 0800-1700 Mon-Wed & Fri, 1300-1700 on Thur
Closed during all Federal Holidays
We do not have sick call.
Medical Advice Line After Hours Phone: 050-3337-4782 DSN: 737-4782

Camp Carroll TMC

Appointment Line 05033-37-2273

Audiology: by appointment, please call 765-8505 to schedule an appointment.

Pharmacy:
Hours: 7:00am-11:30am & 1:00pm-4:00pm
Mon-Fri Thursday-1:00pm-4:00pm

Laboratory: 7:00am-11:30am & 1:00pm-2:00pm Mon-Fri Thurs
1:00pm-3:30pm.

Radiology: 7:00am-4:00pm Mon-Fri Thursday-1:00pm-4:00pm

Transportation to MOU hospital:
- Gumi Cha Hospital: Mon-Fri 0830, 1100, 1500 hrs

Dental Clinics

Bodine Dental Clinic
Location: (BLDG 220)
Phone Number:
DSN: 737-9452 / 737-4791
Hours of Operation:
Mon - Fri: 07:30am-4:30pm
Sick Call: Mon - Wed & Fri: 7:30am - 9:00am, Thurs: 1:00pm - 2:00pm

Dental Exams:
Activity Duty: Mon - Wed & Fri (Walk in only): 9:00am - 11:00am,
Thurs: 1:00pm - 3:00pm *LIMITATIONS DUE TO SERGEANTS
TRAINING
Activity Duty Family appointment only: (Call 12:30pm-3:30pm Mon-Fri)
Space Available appointments.
After Hours Emergency Care: Call Wood Medical Clinic at
DSN: 764-4057, OFF POST: 05033-64-4057

Camp Carroll Dental Clinic
Location (BLDG S180, Second Floor)
Updated on August 26th, 2014
DSN: 737-4201/4202
Hours of Operation:
Mon - Fri: 09:30am - 4:30pm
Sick Call: Mon - Wed & Fri: 9:30am - 12:30pm, Thurs: 2:00pm - 4:30pm

Call to make appointments for all dental treatment
After Hours Emergency Care: Call the Area IV Dental CQ at 010-9872-0488

Religious Services

Chapel
Temporary Locations due to remodel refer to Facebook page for services and locations
<https://www.facebook.com/USAGDaegu/posts/10153539761121796>

Dining Establishments

Cactus Jack's
Location: Camp Carroll Bldg. S-138
Style: Sit Down
Hours: Lunch Mon- Fri 11:00 am - 1:30 pm Dinner Wed- Fri 4:30 pm - 9:00 pm
Bar 5:00 pm - 7:30 pm

Henry's Place
Location: Camp Henry Bldg. T-1241
Monday
9 a.m. - 6 p.m. (Game Room)
Tuesday
11 a.m. - 1:30 p.m. (Lunch)
9 a.m. - 6 p.m. (Game Room)
Wednesday
11 a.m. - 1:30 p.m. (Lunch)
5 p.m. - 8:30 p.m. (Dinner)
9 a.m. - 9 p.m. (Game Room)
Thursday
11 a.m. - 1:30 p.m. (Lunch)
5 p.m. - 8:30 p.m. (Dinner)
9 a.m. - 9 p.m. (Game Room)
Friday
11 a.m. - 1:30 a.m. (Lunch)
5 p.m. - 8:30 p.m. (Dinner)
9 a.m. - 12 a.m. (Game Room)
Closed Sat, Sun Closed US/Korean Holiday Closed

Services

Laundry

Location: Bldg. S-318

Hours of Operation: Daily 24 Hours

Dry Cleaning

Location: Mini Mall Bldg. S-371

Hours of Operation:

Mon-Fri 10:30 am -7:00 pm

Sat-Sun 10:30 am -6:00 pm

Garage

Location Bldg. S-200

Phone: 0503-364-4364 DSN 764-4364

Hours of Operation: Tue-Sat 8:30am-5:00pm Sun-Mon Closed

Hilltop Club

Location: Camp Walker Bldg. S-376

Style: Sit Down

Hours: Mon - Fri 4:30 pm - 9:00 pm Sat 12:00 pm - 11:30 am Sun

12:00 pm - 9:00 am

Gas Station

Location Bldg. S-217

Hours of Operation: Mon-Fri 7:00 am- 8:00 pm Sat-Sun 9:00 am-5:00 pm

Apple Tree Gift & Thrift Shop

Hours of Operation: Tues & Thurs. 10:00 am - 2:00 pm 1st Sat of the month 12:00 pm - 3:00 pm

Facebook: <https://www.facebook.com/Apple-Tree-Gift-Thrift-Shop>

MWR Activities

Camp Carroll Bowling Center

Location: Bldg. S-138

Phone +82(0)50-3365-4470 DSN:(315)765-4470

Hours of Operation: Mon- Thurs & Sun 11:00 am - 10:00 pm Fri & Sat. 11:00 am - 11:00 pm

Camp Walker Bowling Center

Location: Bldg. S-320

Phone: +82(0)50-3364-4334 DSN: (315)764-4434

Hours of Operation: Mon- Thurs & Sun 11:30 am - 9:00 pm Fri. 11:30 a.m. - 1:00 p.m. Sat. 12:00 p.m - 11:00 pm Sun 12:00 - 9:00 pm

Swimming Pool(s)

Camp Walker Aquatics

Location :Bldg. S-265

PT Hours of Operation: Mon- Fri 6:00 am - 8:00

Normal Hours of Operation: Mon.- Fri. 9:00 am -7:00 pm

Sat, Sun & Holidays 10:00 am - 6:00 pm

We have over 18,000 square feet of multiple swimming areas, a multi-purpose room, playground, tube slide and sunbathing deck. This facility is well-equipped to support your needs for mission and recreation. Our qualified and enthusiastic staff offers mission-oriented training as well as a myriad of programming throughout the year for all age groups. As an added benefit, our state-of-the-art UV/Bromine hybrid filtration system lets you experience levels of comfort superior to chemically dedicated systems.

Main Pool: The Aquatics Center boasts an Olympic-size pool available for open swimming, Personal Readiness Training and competitions.

Wading Pool: Children love this exciting wading pool and splash pad! The children's theme and overhead fountain will have your kids begging to visit again and again.

Slide: The slide is located adjacent to the main pool and next to the children's wading pool. At 20-feet in height, it's just the right size to be fun and safe for older children and adults alike. Swimmers must pass the swim test to use the slide.

Camp Carroll Aquatics

Location:Camp Carroll Bldg. S-161

PT Hours of Operation: Mon- Fri 6:00 am - 8:00

Normal Hours of Operation Weds - Sun 11:00 am - 6:00 pm

Indoor Pool: This facility includes a full-length pool, pool toys, flotation devices, outdoor patio area, locker room with restrooms, showers and daily-use lockers. The facility closes when the outdoor pool opens for seasonal use.

Outdoor Pool: On Memorial Day weekend, the indoor pool closes and the outdoor pool becomes the location for PRT and open swim. The outdoor pool features a children's splash pad, water slide, and a patio and deck area perfect for parties and get-togethers. A locker room with restrooms, showers and daily-use lockers is also available.

Recreation

Golf Course:

Location: Camp Walker Bldg. S-249

Phone: +82(0)50-3364-4628 DSN:(315)764-4628

Hours of Operation: Daily 6:30 am - 6:00 pm

The Evergreen Golf Course is a beautiful, well maintained 9-hole course played twice to complete a full, 18-hole game. The course is skirted by a rich variety of Korean pines, willows and cherry trees and offers the challenge of 2 water holes. The bunkers are well positioned and at times deep. While not long in length, the holes are challenging for all skill levels. Stop at Hole 5's Halfway House for a quick snack and a refreshing cold beverage before moving on to the longer holes. In addition to lessons and special programs, the course hosts several community tournaments throughout the year.

Nearby Points of Interest Off Post (Why travel there?)

Yeongnam Jeil Gwan

Historic Site

Location: 248, Palhyeon-gil, Suseong-gu, Daegu 42064, South Korea

Apsan Park

Nature & Parks

Location: Daedeoksa 574-116 Apsansunhwan-ro, Daegu 42502, South Korea

Donghwasa

Sacred & Religious Sites

Location: Dohak-dong, Dong-gu, Daegu, South Korea

Chinhae Naval Base

The Fleet Activities, Chinhae had its origin as a U.S. Naval Advisory Group in 1946. This Command was subsequently established as a detachment of the Naval Component of the U.S. Naval advisory Group for the Republic of Korea. Upon reorganization in July 1969, the command became the first Fleet Detachment, Naval Station, JUSMAG-K. In 1972, the Command was reorganized as the Chinhae Facility. U.S. Naval Forces Korea and Fleet Detachment, Naval Station, JUSMAG-K broke out to become a tenant activity. The latter activity, renamed in 1972 as Field Logistics Center, Chinhae, was disestablished in 1988. Chinhae Facility was reorganized as Commander, U.S. Naval Forces, Korea Detachment, Chinhae in 1978. Reorganization in 1984 established Commander, Fleet Activities, Chinhae with Commander, U.S. Naval Forces, Detachment Chinhae as a tenant activity.

Chinhae is located at the Southeast tip of the Republic of Korea (ROK). The city of Chinhae is home to the largest ROK Navy base, as well as the only U.S. Navy base in the ROK. The base is about 10 minutes from downtown Chinhae, 20 minutes from downtown Changwon, 1-1.5 hours from downtown Busan (by car), and 5 hours from Seoul (by car, KTX train is 3 hours).

Area #: 5

Installation Name: Chinhae Naval Base

City/County: Busan

Town: Changwon

Emergency Numbers

Police/Fire/Ambulance

0505-762-5110

DSN (all bases): 911

MP Station Phone:

055-540-5345

DSN: 762-5345

Dialing References

- DSN PREFIX IS: 762-XXXX
- IF CALLING FROM COMMERCIAL PHONE DIAL: 055-540-XXXX

Gate Hours:

Main Gate is manned 24 hours a day, 7 days a week. However, base access for military personnel via Main Gate will be denied between the hours of 0100-0500 due to curfew policy unless the military personnel was TAD, on leave, or has approval from the Chain of Command.

Back Gate via ROK Navy Main Gate is manned and open between the hours of 8:00am-8:00pm.

Lodging

Navy Gateway Inns and Suites

Location: Bldg. 721

Front Desk Phone: Toll Free:1-877-NAVY-BED

Main: 011-82-55-542-5336/5111 DSN: 315-762-5336/5111

Website/Email: <http://ngis.dodlodging.net/propertys/Chinhae-CFA->

Services

Gas Station:

Location:22099 Cuddihy Road, Building 2369

Hours of Operation: weekdays, 6:00 am. to 9:00 pm. Saturday, and 8 a.m. to 8 p.m. Sunday.

Pay at the pump 24/7 with a credit card.

Navy Exchange

Location: Chinhae

Hours of Operation: Mon-Sat 09:00 am-7 pm Sun Closed

Commissary:

Location: 2215 Cuddihy Road, Building 2173

Hours of Operation: Monday closed. Tuesday-Friday 9:00am-7:00pm.

Early Bird Tuesday-Friday 8:00am-9:00pm. Saturday 9:00am-6:00pm

Sunday 10:00am-6:00pm

Medical Facilities

BHC Chinhae

ER: Urgent Care Available 24/7

Location: On post

Clinical Hours: 8:30am-4:30pm M-F

Phone Number: DSN 762-5415 From US: 011-82-055-540-5415

Website: <http://www.med.navy.mil/sites/nhyoko/Pages/Chinhae.aspx>

Dental Clinic

- Provided once per quarter by visiting U.S. Army Dental Personnel from 618th Army Dental Command in Taegu.
- When here, they provide only examinations, cleanings and simple dental surgery.
- Acute care is obtained from local Korean civilian dentists or more distant US Army Dental facilities (Taegu).

Pharmacy

- The pharmacy is small but stocked to handle many common illnesses and conditions.
- Persons taking chronic medications must arrive with a 30-day supply in their possession. Most medications can be obtained through our on site formulary or through local Army pharmacy supply chains

Religious Services

Chapel:

Sundays

Catholic Mass: 0900-1000

Protestant Service: 1030-1130

Thursdays

Catholic Rosary Group: 1800-1830

Dining Establishments

3rd Deck

Location: BLDG 716

Style: Fast Food & Sit Down

Hours Tues-Sat: 11:00 am-9:00 pm Holidays: 11:00am-6:00 pm

Closed Sunday and Monday

Turtle Cove
Location: Bldg 798
Style: Sit Down
Hours
Monday-Saturday
Breakfast 7:00 am-9:00 am
Lunch 11:00 am-1:00 pm
Dinner 4:30pm -7:30pm

Sunday
Breakfast 8:30 am-10:00 am
Lunch 11:00 am-1:00 pm
Dinner 4:00 pm-7:00 pm
1st Sunday Brunch 09:00 am-1:00 pm

MWR Activities

Bowling Alley

Location: Bldg 714
Hours of Operation: Weds, Fri & Sat 3:00pm-10:30pm
Glow Bowling: Fridays 7:00pm-10:30pm
Nearby Points of Interest Off Post

Points of Interest

Busan, Beaches, Parks Museums and Temples

Please visit: english.gyeongnam.go.kr/jsp/main/main.jsp , Pusan,
Changwon, Masan, Buddhist Temple site

Area Events and Festivals

Changwon-si Jinhae Gunhangje Festival
Hwagae Fair Cherry Blossom Festival
Mt. Cheonjusan Royal Azalea Festival
The Jirisan Medicinal Herbal Festival
Hadong Wild Tea Cultural Festival
Geochoang International Festival of Theatre
Hansan Daecheop Festival
Gimhae Buncheong Ceramics Festival
Jinju Namgang Yudeung Festival

Please visit: eng.changwon.go.kr

Osan

Osan AB also was the site of the “Battle of Bayonet Hill” on Feb. 7, 1951, on and around Hill 180 where the Air Component Command’s Hardened Tactical Air Control Center and the headquarters of the 51st Fighter Wing are currently located. The battle took place during the U.S. Eighth Army’s Operation Thunderbolt. Capt. Lewis Millet led a bayonet charge of his “Easy” company of soldiers from the 27th Infantry Division up the hill against an unknown number of Chinese Communist Forces ensconced on its crest. “Easy” Company routed the CCF, and Captain Millett received the Congressional Medal of Honor.

Subsequent to the battle, the CCF were driven back north of the 38th parallel, and resulted in the return of Fifth Air Force tactical fighter units to peninsula. Aviation engineers, meanwhile, surveyed locations in the ROK to build an air base capable of supporting jet fighters. They decided upon the area southwest of Osan-Ni. Established in November 1951, the base originally was named Osan-Ni AB (and still referred to by its “K-55” airfield designation from the Korean War). The name “Osan-Ni” was chosen for practical reasons--it was the only village shown on most military maps of the time, and it was easy to pronounce.

A large ginko tree, more than 1,200 years old and a national treasure, is situated on a small hill where one of these villages was located, and still stands on the number four hole of the base golf course.

Area #: 3

Installation Name: Osan

Town: Osan

Base Web Site: www.osan.af.mi

Post Operator Phone: 011-82-784-1110 DSN: 315-784-1110

Emergency Numbers

Police/Fire/Ambulance
DSN (all bases): 911

Spouses Club

Team Osan Spouses' Club offers friendship, support, and opportunities to get involved in the Osan community. We urge you to make the most of your time here in Osan: learn the culture, travel and explore, and meet your neighbors. This assignment has so much to offer, and our club gives you the opportunity to make the most of it!

Web Site <http://www.teamosansc.com>

Lodging

Turumi Lodge

Front Desk Phone: 011-82-31-661-1844

Website/Email :<http://af.dodlodging.net/property/Osan-AB-Korea>

Passenger Terminal / Space A

Phones

Passenger Service:

+82-31-661-1854

Flight Recording:

+82-31-661-1854

Billeting:

+82-31-661-1844

Websites:

osanspacea@us.af.mil

<http://www.spacea.net/osan-ab>

<https://www.facebook.com/OsanABPassengerTerminal/>

Services

Gas Station:

Location: 511

Hours of Operation: Mon-Sun 8:00 am -7:00 pm

BX Exchange

Location: San-44 Sinjang-Dong

Hours of Operation: Mon-Fri 0900-2100 Sat 0900-2100 Sun 0900-2100

Commissary

Location: Bldg 230

Phone: 011.82.31.661.4403

Normal Hours

Closed Mondays

Sun, Tues Weds Fri

10:00 am - 7:00 pm

THURS 10:00 am - 8:00 pm

Early Bird Hours

TUES Wed Thurs

7:00 am - 10:00 am

FRI 7:00 am- 1:00 pm

Medical Facilities

ER: Osan Air Base

Location: 24 Hour Emergency Room: Building 777, Lower Level

The Osan AB Hospital has an Emergency Room for emergent care, which is available to all who present, regardless of enrollment status or TRICARE eligibility. For Non-enrollees, we refer patients seeking non urgent care to host nation hospitals to receive primary/routine care.

Phone Number: 031-661-2500 DSN: 784-2500

Dental Clinic:

Location: Bldg 777

Hours of Operation: Monday - Friday 7:00 a.m. - 5:00 p.m., Thursdays 9:00 a.m. - 5:00 p.m.,

Phone Number: DSN 784-2108; Off Base/Cell 0505-784-2108

Pharmacy:

Location: Building 777, Lower Level

Hours: 7 a.m. to 5 p.m., Monday - Friday

Chapel

Location Bldg 779/775

Bldg 779/775

DSN: 031-661-5000 DSN 784-5000

Emergency After Hours: 784-7000 / 031-661-7000

Religious services are listed on their Facebook page.

<https://www.facebook.com/OsanABChapel>

Dining Establishments

Exchange Food Court

Sit Down, Take out
Location: Bldg. 767
Phone 784-7271
Hours Daily 6:30- 8:00pm

Chili's

Style: Sit Down, Delivery
Location: Bldg. 767 |
Phone 784-7271.
Hours Sun-Thurs: 11:00am-10:00pm. Fri-Sat: 11:00 am-11:00 pm.
Delivery: Sun-Thurs: 11:00 am-9:30 pm. Fri-Sat: 11:00 am- 10:30 pm .
Chili's Bar & Grill offers a taste of home and is the perfect place to kick-back with friends and family. • To Go Menu. Effective 1 April New \$2.50 flat rate delivery ...

Checkertails

Style: Sit Down, Delivery
Location: Bldg. 924
Phone: 784-1581/5865
Open 24 hours

The Enlisted Club

Sit down
Location Bldg. 917
Phone 784-6900
Hours Monday-Thursday: 0630-2400 Friday: 0630-0200 Saturday:
0730-0200 Sunday: 1000-2400

The Enlisted Club

Sports Bar & Grill
To-Go Orders: 784-0608
Monday-Friday | Breakfast: 0630-1030| Lunch & Dinner: 1030-2100
Saturday-Sunday | Breakfast: 0730-1200 | Lunch & Dinner: 1330-2100
Friday-Saturday | Late Night Menu: 2100-0200
Sunday-Thursday: 0700-2300
Friday-Saturday: 0700-0100

The Officers' Club

Location Bldg. 910
Phone: 784-5530

The Dining Room
Lunch Monday-Friday: 1100-1300

The Officers' Club Pub

Thursday: 1700-2200
Friday: 1700-2400
Catering | 784-6749
Cashier's Cage | 784-2250
Monday-Friday: 1030-1700

The Osan Officers' Club features a large ballroom, dining room, special function room, barber shop, cashier's cage, and Pub.

Looking for somewhere to have a promotion ceremony, a hail and farewell, or a quarterly awards event? Look no further! The ballroom can accommodate groups of all sizes and guarantees a successful and memorable event.

Services

Laundry/Dry Cleaning

Location(s) BX Exchange
Phone: 0505-122-5181
Hours: Daily 1000-1900

Osan Thrift Shop

Location: Bldg 251
Hours Mon, Thurs 1:00 pm - 7:00 pm Tues - Weds 10:00 am - 2:00 pm
Second Saturday of each month 10:00 am - 2:00 pm
Website: <https://www.facebook.com/osanthriftshop/>

MWR Activities

Mig Alley

Location: Bldg. 975
DSN: 784-4229
Hours of Operation:
Monday-Thursday: 1100-2200
Friday: 1100-2400 Saturday: 1030-2400
Sunday: 1030-2200
MiG Alleys features:
20 state-of-the-art bowling lanes
4 kids lanes & play area
MiG Alleys Snack Bar with delivery
Full-service pro shop

Recreation

The Lakes at Osan

- Hours of Operation: Daily: 0600-1900

The Lakes at Osan Golf Course offers a beautiful course with 18 holes, driving range, a full-service Pro Shop, restaurant, and lounge. Most golfers will get a fair test of their abilities when they play, The Lakes at Osan. With a par 71, nine water features, and out-of-bounds factoring into 11 holes, this is a course that never gets boring! Practice at the driving range or hone your short-game skills on the putting green and chipping area. Certified golf professionals are available to help improve your game; lessons can be scheduled through the Pro Shop.

Pet Lodge

- Location: Bldg. 421-B
- Phone: 784-4314
- Hours of Operation: Sunday-Saturday: 0700-1000, 1400-1700

The Osan Pet Lodge offers you a piece of mind by caring for your dog or cat during a PCS in or out, vacation, or TDY. While being boarded, your pet is given the opportunity to exercise at least twice a day in our newly installed dog runs and exercise yard.

All animals must have a current copy of vaccination records upon registration. Dog vaccinations must also include kennel-cough. Puppies under four months are not allowed to stay at the kennel. Pet owners must supply food for their pets. Customers can make reservations up to 60 days in advance.

Nearby Points of Interest Off Post (Why travel there?)

The Osan Air Show is a must see for all ages, but be sure to bring sunscreen.

Mulhyanggi Arboretum

A peaceful area to relax and take a leisurely walk and visit themed centers throughout including the pine tree center and maple center.

- Location: 211, Cheonghak-ro, Osan-si, Gyeonggi-do Phone: +82 31-378-1261

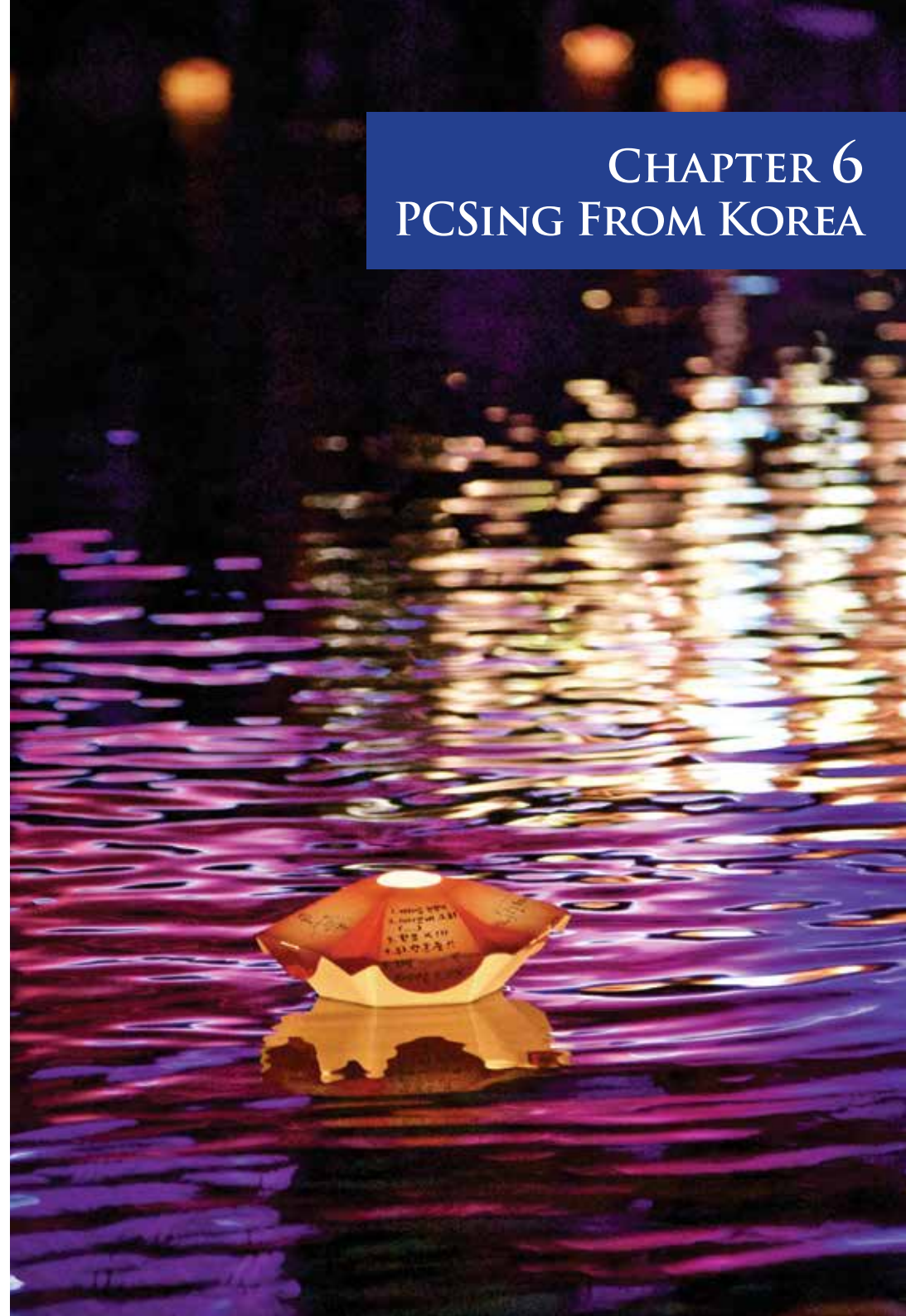
Bojeoksa Temple

A small temple set in a beautiful quiet landscape.

- Location: 150, Jigot-dong, Osan, Gyeonggi-do

CHAPTER 6

PCSING FROM KOREA



PCSing From Korea

Try to address all issues before departing. Once you leave Korea, it can be very difficult to resolve issues and reach your former Points of Contact when you are not physically located in the same time zone.

90 Days Before Departure from Korea

Approximately 90 days before departure, ensure your personnel office is aware of the impending move. Most of the out-processing requirements can only be started upon receipt of your Request for Orders (RFO), which is the official document that means you are about to PCS. With the RFO, you can attend the levy briefing with your servicemember, which will provide guidance about the upcoming move and any additional requirements that must be completed before orders can be issued. Currently, the Levy briefing is held weekly on Wednesdays at 13:00 in the Warrior Theater. The final steps in the PSC process, and making all official PCS appointments, will require military orders. Every service member receives their PCS orders at a different time. Generally it is within 90 days of your DEROS date, but it can take longer. Don't panic; even while you await your RFO and orders, there are many important tasks you can accomplish and ways you can prepare.

PCS Checklist 90 days before departure

Turn your NEO binder into a PCS binder; check it, update it, and add to it as necessary. Compile all of your PCS-related documents that you will hand-carry with you. Many of these documents are already in your NEO binder! Check that your binder includes the following:

- Copies of orders and amendments (10)
- Wills (originals)
- Power(s) of Attorney
- Birth certificates (originals)
- Marriage certificate (original)
- Shipping documents for your HHG and vehicle
- Passports - government-issued and personal
- ID cards
- Driver licenses
- Immunization/medical/dental/vision records (including any from civilian providers)

Photo: Latern Festival
By: Rachel Spinuzzi

- Pet documents
- School records
- Photo inventory of shipped goods
- Sort your possessions into categories: HHG, UAB, and Luggage.
- Obtain Power(s) of Attorney. This is especially important if the soldier will remain busy working up through the time of PCS. Spouses are required to have a special POA, to schedule PCS related appointments and participate in the PCS process.
- Update wills. You can get this at Client Legal Services. Camp Humphreys CLS is located at the One-Stop BLDG 6400, 3rd Floor. Please see Chapter 3. Support Services for additional information on Legal Assistance.
- Schedule medical and dental appointments to be completed before your move. Update school and sports physicals for children so they can be enrolled in CYSS upon their arrival at the next duty station.
- Request all medical and dental records.
- Remember to request records from your civilian orthodontists and any other specialty providers you utilized while in Korea.
- Update EFMP paperwork.
- Contact your insurance provider and determine policy changes.
- If needed, renew your driver license and/or military ID.
- Purchase Korean souvenirs and gifts that you will want sent along with your HHG
- If you know your future housing arrangement at your next duty station, pre-register school-aged children online.
- If you will be withdrawing your children from school early, contact the school about their accelerated withdrawal deadlines and requirements.
- Make a tentative timeline of your move.
- LODGING: Make lodging reservations.
- HOUSEHOLD GOODS: Determine your preferred time frame for your household goods and unaccompanied baggage shipments. With orders, contact your transportation office for scheduling.
- POVs: Prepare to ship your vehicle. You will be required to present proof of no outstanding recalls on your vehicle. Check now and make appointments as needed to address any recall issues, and have all routine maintenance completed before shipping.
- TICKETS/TOLLS: Ensure you have no outstanding tickets or fines.
- PETS: Begin speaking to your veterinarian and gathering the necessary paperwork. Please see the Pets section of this chapter for additional information as well as the pets checklist.
- HOUSING: Once you have orders, contact your off-post landlord or

the housing office to schedule housing inspections and move out date.

- FLIGHTS. With orders, you can make your appointment with the official travel office to obtain airline tickets for service member, dependents, and pets.
- Check with Army Community Service (ACS) in BLDG 6400, to see if the Relocation Readiness office has information or materials about your next duty station, once you find out what it is.

30 Days Before Departure

- Make reservations for temporary accommodations when you arrive in CONUS.
- Verify your lodging dates with on-post lodging and cancel/adjust reservation dates as needed.
- Contact the postal service either online or go in person.
- Contact your internet provider, cell phone provider, cable provider, etc., to set up termination of services.

14 Days Before Departure

- Plan your baggage for the plane, including entertainment options and/or any treats for children.
 - If possible, start shifting your schedule to CONUS time by staying up as late as possible before going to bed.
 - Use up or give away perishable or opened foods, anything in glass containers, flammable items, aerosols, etc. Check with your shipping company to determine any other items they will not ship or store.
 - Contact banks/credit card companies to update your address and status that you are traveling.
 - If you are traveling with pets, obtain their health certificate within 10 days of your pets travel date.
 - Plan for withdrawal dates of children from daycare and CYSS activities.
- Formally withdraw children from school and pick up school records.
- Return equipment to service providers, such as modems, remote controls, extenders, or cable boxes.
 - Contact the furniture management office for pick up of loaned government furniture. They must be notified at least three days prior to the desired pick up date. Government Furniture Delivery and Pick-up 0503.353.5796 DSN 753.5796
 - Change won to dollars. You can pre-roll your coins and then ex-

change your won for US currency at on-post banking facilities. If you are flying commercial, Incheon airport has multiple money exchanges.

- RATION CARDS: Return USFK rations cards to the DBIDS Office. Remember that access to the Commissary and some AAFES services will be denied once you turn in your cards.
- Complete pet export forms within 3 days of the travel date, at either Pyeongtaek Port or at the Incheon Airport. (See PETS section below)

- _____
- _____
- _____
- _____

Household Goods

It's time to pack up your household goods (HHG). Sort your possessions into categories: luggage and items that you will pack and carry with you; unaccompanied baggage (the "quick ship" smaller-item move); the household goods (larger-item move that will take an estimated 60 to 75 days to return to CONUS), and items to donate/discard. Make sure you identify any Government furniture that you had kept from when you first PCS'd in. You will want to make sure your packers know not to include these in your shipment of HHG if you are not having them picked up prior to shipment. Identify and set aside the items you will be hand carrying.

Items to Hand Carry Checklist

- Orders
- Passport(s)
- ID Card(s) front and back
- Marriage License/Certificate
- Birth Certificate(s)
- Items you'll pack in your suitcases
- Identify your unaccompanied baggage. This is the stuff that will be shipped faster than the rest of your HHG. This would consist of smaller items such as:
 - Pots and Pans

- Cooking Utensils
- Silverware
- Plates and bowls
- Linens
- PC, Printer and Paper
- Clothing and shoes, keeping in mind the weather at your destination
- Small tool set, including scissors
- Small TV/ DVD player
- Cleaning supplies (i.e. Mop, Broom, vacuum)
- Pro-Gear
- Laptop
- Phone and cords

- _____
- _____
- _____
- _____

Identify and separate your HHG. Ideally this will be the last shipment left, but things can change so be aware of what goes in what shipment. This shipment includes all the larger items that cannot go in the Unaccompanied baggage. It's a great idea to make a list for each shipment and physically separate (as much as possible) the items that are in the different shipments, sometimes things can get included where they shouldn't.

Identify those things that you will not be taking with you. You can consider donating those items to The Painted Door thrift shop on Camp Humphreys, giving them away to friends staying behind, or selling them online. Remember that 220V items will need a converter to use in the U.S.

An amazing resource that is highly recommended is the Official DoD Moving portal at their website www.move.mil. They have many tips and tricks that are immensely helpful in keeping things a bit more sane and organized. It gives you step-by-step instructions on everything you will need to do to pack up and ship out. It also helps you with after you have moved to your new duty station regarding claims that need to be made for damages.

You can also check out the MWR's Relocation Readiness Program

online humphreys.armymwr.com/programs/relocation-readiness-program or in person at:

Camp Humphreys ACS
Location: Marne Avenue Bldg. 6400
Phone: +82 (0)50-3357-2363
or +82 (0)50-3357-2372

Daegu ACR
Camp Henry
Bldg. T-1103
+82(0)50-3368-8120

Contact info for HHG Shipment
Camp Humphreys, South Korea, Personal Property Processing Office (PPPO)
Republic of Korea
Phone: 82-31-690-6634 DSN 315-753-6634
Email: usarmy.humphreys.403-afsb-lrc.list.pppo@mail.mil

Osan AB, Japan, Personal Property Shipping Office (PPSO)
Location: Building 635, Osan AB
Phone: 011-82-505-784-6019 DSN 784-6019
Email: 51lrs.outboundhhg@us.af.mil

“Dumping the Weight”/What to do with all that stuff?

Bring it to the Painted Door! The United Club’s thrift store gladly accepts donations of gently used items. The large shed behind the Thrift Store is available 24-hours for you to drop off donations at any time.

Donate to local orphanages and charities. There are a number of facilities always accepting donations. The local Boy Scouts and Knights of Columbus frequently organize clothing and toy drives. They will often come and collect these donations within housing, or at post chapels and places of worship.

Sign up for an onpost yard sale. In the Spring and Fall, MWR offers frequent Saturday morning yard sales at Transformation Park (in between the old library and the USO). Held from 09:00 – 14:00, there is a \$10 fee required to reserve your space and table; \$5 for those with PCS orders.

Be sure to pre-plan the dates you want to ship your items, as well as know the dates you will be ready to receive your household goods. You will also be asked to schedule the delivery of your goods that have been in storage while in Korea. The items in storage can be shipped to you at a date much earlier than your overseas baggage will arrive.

POVs

You got your orders to leave Korea, there are a few things you need to get done before you can call your PCS off Penn a success. Specifically concerning you POV there are a few steps you need to complete.

Do you have a vehicle that needs to be trashed or sold? Let’s look at some information for that. If you are going to junk your hooptie, make sure any tickets or fines are paid off. You cannot proceed if there are any outstanding fees on your vehicle that you want to get rid of. You will then have to coordinate with a facility OFF-POST to dispose of it. Make sure to scrape off your USFK vehicle registration decal before turning over your vehicle. When you go to turn it over, you will need to provide your Korean vehicle registration, your USFK form 207, your vehicle to be junked and all keys for your junker vehicle. Check with the facility you are junking it with if there are any specifics you need aside from those mentioned above. After you have junked your vehicle, make sure to get a Certificate of Junk with the correct Vehicle Identification Number (VIN) on it. You will need this to de-register your vehicle. More on de-registration a little later.

Do you want to sell your vehicle? Selling will require a little bit of a different process. Aside from both registrations, you may also need to get a USFK safety inspection depending on the manufacture date of your POV, USFK Form 20-E (Bill of sale) and USFK Form 32EK-E (Application for Cancellation of USFK POV). You will need to go with your buyer to transfer registration to them at the time of sale. Only a person that is authorized a vehicle will be able to purchase it from you. There is no “lemon lot” on military installations. The easiest way to sell your vehicle is online through Facebook groups, posting a flyer in your mailroom,

Note: Your vehicle will need to be sold before you leave Korea. USFK Regulation 190-1 provides specific information on when you would be allowed to give someone else a power of attorney to sell your vehicle. At the time of this publication the only allowed situations are:

If you have a short notice PCS assignment or humanitarian assignment and received less than 90 days notice, if you leave on emergency leave and may not be returning, if the member has been court-martialed and will enter confinement or if the member has been medically evacuated to the US and will not be returning.

Do you plan to ship a vehicle?

Your most important resource for shipping your vehicle out of Korea is the website for the Vehicle Processing Center (VPC) www.pcsmypov.com. Make sure you check this website for any changes that may have occurred between this publishing and your PCS timeframe. They will have all the updated info you will need to have a smooth transition. There is a VPC in Daegu and Pyeongtaek (which replaced the Seoul VPC), so keep this in mind when thinking of where you want to out-process. Below we have added a checklist to make it a little easier to keep track of what you will need to ship your POV.

With all this information, it brings us to one of the most important things you will need to get done for any option you choose. You will need to de-register your vehicle at your DMV. Again, make sure you do not have any fees or tickets to pay. You will not be able to de-register if your vehicle fees are not settled. You need to go to the DMV that you registered your vehicle at. There are some special instances where you might need someone else to de-register for you. The person you pick will need to fulfill certain criteria. Make sure the person you are asking has proper authorization or you will not be able to get the Special Power of Attorney (SPOA's) they will need to help you. You can get more information on SPOA's from your legal Center.

Pyongtaek DMV for Camp Humphreys and Osan ABS member
031-8024-5525 or 0503-357-4001 One stop SVC available at CP.
Humphreys
SOFA/Military Veh Registration office, BLDG 6400 (DSN 757-4001/4002).

Tip: If you purchased a vehicle in Korea, contact your sales agent to verify their shipping procedures and your arrangements to claim the vehicle in CONUS.

Shipping Your POV Checklist In order to ship your POV you will need

- Official orders (always carry several copies)
- Proof of entitlement
- Proof of identity
- Proof of ownership, title and/or registration of the car
- If applicable, lien holder shipment authorization letter
- If applicable, lease holder shipment authorization letter
- Power of attorney (if someone other than the service member is dropping the car off for shipment)

For further information, please visit: <https://www.pcsmypov.com>

Vehicle Requirements for shipping

- 1/4 Tank of fuel or less
- Clean inside and outside at the time of shipment *See the note below*
- Dry inside at the time of shipment
- Place wheel lock key inside glovebox when applicable
- Emergency brake 100% fully functional

Note: The AAFES at USAG Humphreys offers a Steam Car Wash service provider, who will come to you to detail/steam clean your vehicle. Call or send a text to 010-2963-2336. Multiple self-clean car washing facilities and a smaller number of automatic car washes are available in the Humphreys ville.

De-Registration Checklist

- ROK Vehicle Registration
- USFK Vehicle Registration (USFK Form 207)
- Valid DOD ID
- USFK Form 32EK-E (Application for Cancellation of USFK POV Registration)--May be obtained at DBIDS
- Korean license plates
- POV export worksheet or invoice
- Copy of import document
- Application for temporary plate
- Auto insurance
- Won for temporary plate and fee
- (If Junking a vehicle) Certificate of Junk
- (If selling a vehicle) USFK Form 20-E (Bill of Sale)
- (If needed) Special Power of Attorney for Out-processing DBIDS
- _____

Pets

In general, bringing your pet, cat or dog, back home to the US is easier than bringing them to Korea. Most animals meeting Korean requirements will meet US requirements. Korea requires a Korean Health Certificate for any pet to leave the country. These requirements apply equally to service animals, such as Seeing Eye dogs. Pet cats and dogs are subject to inspection at ports of entry. If a pet appears to be ill, or evidence of infectious disease is present, further examination by a licensed veterinarian at the owner's expense might be required and entry into the US may be denied.

If you are going to another country and not the US please note that some countries require a Fluorescent Antibody Virus Neutralization (FAVN) test to be completed for each pet within 180 days prior to arrival. The result needs to be readily available upon arrival. If completing a FAVN test in Korea, the blood sample is sent to the US for lab testing, and it can take four to eight weeks for the result to be sent to Korea. It may be wise to have the FAVN test completed before orders are issued because if the orders are received less than 180 days out from PCS date, it might not be enough time to receive the result before departing. The rabies-neutralizing antibody test must be administered by an internationally approved laboratory or by the competent authority of the exporting country within 24 months prior to boarding.

Tip: Research the country of your projected next duty station as early as possible and begin preparation six to eight months before moving.

If you are going back to the US and you have pets, check with the vet to ensure your pet is ready for the trip and begin the paperwork listed below that is necessary for travel. The post veterinary office will also be able to provide with you additional information you will need for your travels. For travel with your pet you must obtain a health certificate within TEN days of your pets' travel date. It is recommended that you utilize a military veterinarian, as they have the USDA endorsement required for health certificates. Additionally, you are required by Korean customs regulations to complete pet export documents. These forms must be obtained within THREE days of the travel date and can be completed at the Pyeongtaek Port for ₩10,000 or approximately \$10. Please note if you are not the service member you will need to take your passport with you to the port to receive the Korean Health Certificate. You should

schedule these appointments ahead of time, once you know your pets' travel dates

Pyeongtaek Port

Location: Gyeonggi-do, Pyeongtaek-si, Poseung-eup, Manho-ri

Outbound Pet Travel Paperwork Checklist

Within a year

- Valid Rabies Vaccination Certificate within the last year.

Within 10 days of travel

- USDA Health Certificate (APHIS form 7001)

Within 3 days of travel

- Korean Health Certificate

Transportation of Pets

If you will be flying Patriot Express, there are a set number of pet-reservation slots available per flight. This is the most cost-effective way to travel with your pets. If you will be flying commercial, the pet arrangements will vary by airline and need to be discussed with the Travel Office. If you need to ship your pets separately, these are two companies that assist with pet-shipping services:

PetAirline, 82-2-2667-0112

Location: Seoul Korea Room 201,2nd floor, 1340-7, Gonghang-Dong, Gangseo-Gu. Phone: 82-(0)2-2667-0112

Hours: Monday-Friday 9:00am-6:30pm Saturday 9:00am to 1:00pm.

Facebook: <https://www.facebook.com/PetAirline/>

Website: www.petairline.co.kr

Gina's Relocation/The First Class Pet

Phone: 070-4101-1169

Website: www.thefirstclasspet.com.

The Yongsan Pet Care center is also a part of First Class Pet that is specific for US Military families.

Location: Yongsan Pet Care Center, Building 5256 (located next to Gate 13)

Phone: 050.3336.6426, 050.3323.3291 DSN: 736.6426, 723.3291
Hours: Monday-Friday 9:00 am-6:00 pm, Saturday 9:00 am-4:00 pm,
Closed Sunday and Holidays
Facebook: <https://www.facebook.com/yongsanpcc/>

Additional information regarding pet transportation can be found in Chapter 2 under: Pets: Moving to Korea.

Note: Pets get left behind because their families are not prepared for the financial cost of transportation back to the states. Please utilize the resources in this book to assist with gathering all of the information you need to take your loved one back to the states with you.

EFMP

If a family member was enrolled in EFMP before coming to Korea, most EFMP packets will need to be reviewed and updated before new orders can be issued. Currently, the EFMP office is located at 121 Hospital in Yongsan, and there is not an office on Camp Humphreys. Packet updates can be coordinated via phone, and paperwork can be turned in to the Humphreys clinic to be faxed to the EFMP office. Please see Chapter 2: EFMP, and Chapter 3: Medical for additional information regarding EFMP and the office locations.

Lodging

Make a tentative timeline of when you plan to vacate housing, stay in lodging, fly to CONUS, and/or fly to your leave destination. There is a shortage of lodging on USAG Humphreys while the new lodge remains under construction. You can reserve your tentative lodging dates up to six months in advance, without any paperwork. These dates can be adjusted later, but if you wait, rooms may no longer be available. If you reside on post, you are authorized three nights lodging prior to travel date, but you may reserve more. If your travel dates fall over a weekend, you can stay up to five nights. If you reside in off-post housing you are authorized ten nights of lodging prior to departure.

Camp Humphreys Lodging Reservations
Email: usarmy.humphreys.imcom-pacific.mbx.dfmwr-lodging@mail.mil
Website: <http://army.dodlodging.net/property/Camp-Humphreys-Lodging>

Dragon Hill Lodge Reservations
Website: www.dragonhilllodge.com

Housing

You will have a pre-move out inspection so housing can notify of you of any damages to items that you will need to have repaired (if possible) prior to move out. A final on-post housing inspection is conducted after you have vacated/cleaned the unit, when they provide your housing clearance authorization.

Housing office
Phone: 0503.357.9898 DSN 757.9898

Tickets


The GI Bill Pay office at the old CAC can check under your name and vehicle registration and ensure that your record is clear. If you received tickets in the mail, you will be required to pay all outstanding traffic fines before you can complete out-processing. Fines can be paid at the local Korean bank in the ville at their face value, or they can be paid at the GI Bill Pay office in the old CAC on USAG Humphreys for an additional fee.

*Additional informatoin about tickets can be found in "Chapter 3: Transportation".

Post Office

You can arrange for a temporary Change of Address (COA) to a trusted friend or family member's address. When you know your new address you can put in another COA to your new address. You can go to your mail room for your mail to be held. The USPS does not offer online services for mail holding for an APO address. Fill out a DA Form 3955 Change of Address and Directory Card. Turn this in at the post office.

CHAPTER 7 RESOURCES



Websites

Life in Korea changes quickly, and you can keep up-to-date with the latest news by following some of the websites listed below. This is not an all-inclusive list, and inclusion in this list does not indicate official affiliation with USFK or Eighth Army, but they can help you make the most of your time in Korea.

Government/Military

8th Army

The official homepage of the 8th army, with helpful “newcomers” information and general info about the mission in Korea.

- Website: <http://8tharmy.korea.army.mil/site/>

Air Mobility Command

Information on Space Available (Space A) travel, including how to find flights and necessary documents to bring along.

- Website: <http://www.amc.af.mil/Home/AMC-Travel-Site/>

American Red Cross Military Services

Especially important for emergency communication with family back home.

- Website: <http://www.redcross.org/about-us/our-work/military-families>

My Army One Source

Information on volunteering, family team building, and Army life.

- Website: <http://myarmyonesource.com/default.aspx>

U.S. Embassy Korea

Information for U.S. Citizens living in Korea.

- Website: <https://kr.usembassy.gov/>

USAG Humphreys

Important phone numbers and general information about life and work at USAG Humphreys

- Website: <https://www.army.mil/humphreys>

United States Forces Korea

Homepage for USFK with links to various military resources on the peninsula.

- Website: <https://www.army.mil/humphreys>

Photo: Jeju Coast
By:Stephan Bruekner

DoDEA Pacific

Homepage for DoD schools in the Pacific where you can download student handbooks and enrollment forms.

- Website: <https://www.dodea.edu/Pacific/index.cfm>

Travel and Tourism

Interpark

Theater, Orchestra, Ballet and Concerts.

- Website: <http://ticket.interpark.com/Global/index.asp>

Korea Tourism Organization

Great resource for general information and directions to tourist destinations in Korea.

- Website: <http://english.visitkorea.or.kr/enu/index.kto>

VisitSeoul.net

Explore Seoul with this helpful site, offering advice on new experiences and authentic Korean experiences.

- Website: <http://english.visitseoul.net/index>

Viator

Group tours with experienced guides all around Korea.

- Website: <https://www.viator.com/Seoul/d973-ttd>

Templestay.

Locations and information about experiencing temple life in Korea.

- Website: <https://eng.templestay.com/index2.asp>

Life in Korea

USAG Humphreys United Club

The official website for the spouses' and civilians' association at USAG Humphreys.

- Website: <https://www.humphreysunitedspouses.com/>

Talk to Me in Korean

Free Korean language learning resources, including podcasts and online lessons.

- Website: <http://www.talktomeinkorean.com>

Seoul Global Center

Events and language classes for foreigners in Korea.

- Website: http://global.seoul.go.kr/index.do?site_code=0101

Seoulistic

Lots of tips and advice for making the most out of your trip to Seoul:

- Website: <https://seoulistic.com/>

Korea4expats

All about life in Korea, including practical information about daily life tasks such as using a dishwasher or floor heating.

- Website: <http://www.korea4expats.com/>

Waygook. Teach, Travel, Learn:

More directly related to teaching in Korea, this site has job postings and resources for teachers.

- Website: <http://www.waygook.org/index.php>

Seoul International Women's Association

A fellowship and volunteer organization in Seoul offering tours and introductions to Korean life.

- Website: <https://www.siwakorea.com/>

American Women's Club Korea

A group that offers tours, book clubs and other social events with international women in Seoul.

- Website: <https://awcsouthkorea.com/>

Cine in Korea

Movie information for foreigners in Korea

- Website: <http://www.cineinkorea.com/movie/index.php>

Meetup

A website to find hobby groups like hiking, biking or language exchange.

- Website: <https://www.meetup.com/>

American Forces' Spouses' Club

An organization at Yongsan, including hobby clubs and volunteer opportunities.

- Website: <https://www.afscopyongsan.org/>

Facebook pages

Facebook is a great tool to connect with other military families, learn about events on and off-post, as well as find hobby groups to make your time in Korea more enjoyable.

Here are a few of the groups you can join to get started

United Club Spouses' Club & Civilians'
Military Life
American Forces' Spouses' Club (Korea)
Dragon Hill Lodge
Eighth Army-Korea
K16 Spouses
Marine Spouses in Korea
NavyFamily ReadinessGroup Seoul [typed this way]
Seoul Military Community
U.S. Forces Korea (Official Page)
USO Korea
Military Families Learning Network

Life in Korea

Kids Fun in Seoul
KISS Korea Infertility Support System
Pregnant Army Wives in South Korea
Pregnant in Osan
Pet Sitting Network - South Korea
Seoul Eats
Where to Eat in South Korea
Pyeongtaek Food and Fun
Camp Humphreys & Osan Air Base Integrated Flea Market
Itaewon, HBC, Yongsan Flea Market
U.S. Embassy Seoul
Festivals and Events in Korea
Latinos en Corea...Latin People in South Korea
Latinos in Korea
Sites in Seoul
Expat Women in Korea

Travel and Tourism

Jeju Tourism Organization
Korea Tourism Organization

Osan AB Passenger Terminal
SeaTac AMC Passenger Terminal
Seoul Korea
Seoulistic.com
The Soul of Seoul
Trazy-Travel Crazy Korea
VisitSeoul
WinK Travels
Expats Who Love South Korea

Smartphone Apps

Using apps available on iTunes or the Google Play Store is one of the easiest ways to navigate and communicate in Korea. In fact, many Koreans rely on the same apps to get around! Here are a few, but not all, of the apps available currently:

Transportation Apps

City Mapper by Citymapper Limited

An all-inclusive app to get from point A to point B, including walking, buses and subway. Provides up-to-date information on arrival and departure times. Available on iOS and Android.

KakaoMetro by Kakao Corp.

Subway information for all major cities in South Korea. Fun feature: You can see which car to get in to arrive close to your subway station exit. Available on iOS and Android.

Subway Korea by Malang Studio Co. Ltd.

Free subway app for all major cities in Korea, including a timetable feature if you need to know first and last train information. Available on iOS and Android.

KakaoBus by Kakao Corp.

Features an interactive map that allows you to see which buses come to stops nearest you, and real-time arrival and departure information. Easy to use, although bus stop names are in Korean. Available on iOS and Android.

Kakao T by Kakao Mobility Corp.

Newly released in English, this app lets you call a cab wherever you are, similar to Uber. Save your home address in Hangul in the app for ease of use. Available on iOS and Android.

Waze Navigation and Live Traffic by Waze Inc.

Comparable to Google Maps but more accurate in Korea, Waze is helpful if you plan to drive in Korea. Available on iOS and Android.

Naver Map by NAVER Corp.

Newly updated to include English, this is an accurate navigation app similar to Waze or Google Maps. Available on iOS and Android.

AAFES Taxi by Kang KwonYoung.

Available on iOS and Android.

Communication Apps

KakaoTalk by Kakao Corp.

A messaging app used by many Koreans. Allows group messaging and private chats. Available on iOS and Android.

Skype by Skype Communications S.a.r.l.

A great tool to message or video chat. Free calling to 1-800 numbers stateside. Available on iOS and Android.

Rebtel by Rebtel Services S.a.r.l.

Free calling to US landline numbers from Korea. Available on iOS and Android.

OTO Free International Call by OPENVACS co, Ltd.

Free calling to US landline numbers from Korea. Available on iOS and Android.

Other

SOS: South of Seoul by Lanae Rivers-Woods.

Helpful information about Pyeongtaek and the surrounding area. Available on iOS and Android.

MangoPlate by MangoPlate.

A restaurant review site and app specific to Korea. Available on iOS and Android.

Foursquare by Foursquare Labs, Inc.

Find reviews and recommendations for food, drinks, bakeries and more, all near your current location. Available on iOS and Android.

MilSpaceA by Take-a-Hop.

If you're interested in getting on a Space Available flight out of Korea, use this app as a tool to find flight schedules and plan your trip. Available on iOS and Android.

Read List

There are countless books available on Korea, its culture, language, and tourist sites. Here is a small selection. All titles are available at www.amazon.com and local booksellers.

Fehrenbach, T.R. *This Kind of War: The Classic Korean War History. 50th Anniversary Edition.* Potomac Books; 2001

Holden, Trent and Richmond, Simon. *Lonely Planet Seoul (Travel Guide).* 8th Edition. Lonely Planet; 2016

Insight Guides. *Insight Guides South Korea.* 11th Edition. Insight Guides; 2016.

Kim, Minkyung and Hiltz-park, Jonathan. *Lonely Planet Korean Phrasebook & Dictionary.* 6th Edition. Lonely Planet; 2016.

Lee, Hyeonseo. *The Girl with Seven Names.* William Collins; 2016.

Oberdorfer, Don and Carlin, Robert. *The Two Koreas: A Contemporary History.* Basic Books; 2013.

Tudor, Daniel. *Korea: The Impossible Country.* Tuttle Publishing; 2012.


Barnet, Beverlee. *Camping in Korean National Parks (Seoul Selection Guide).* Seoul, South Korea: Seoul Selection; 2012.

Bartlett, Ray. *South Korea (Insight Guides).* 10th Edition. Insight Guides; 2013.

Kim, Hyung-Geun. Ask a Korean Dude: An Authoritative and Irreverent Guide to the Korea Experience. Seoul, South Korea: Seoul Selection; 2012.

Koehler, Robert. Seoul Selection Guides: SEOUL. Seoul, South Korea: Seoul Selection; 2012.

INDEX



Index

121st CSH Brian Allgood Army Community Hospital (BAACH) 118
24-Hour Pass 177
63 Building 225

- A** AAFES 144, 181
Accident Procedures 89
Accompanied Housing On Post/Army Family Housing (AFH) 48
Adult Education 109
Agitanseun Natural Birth Center 123
Airlines 252
Airports 99
American Citizen Services (ACS) 199
American Forces Spouses Club 279
American Red Cross 190
American Restaurants 171
Apgujeong 161
Appliance Repairs 76, 195
Appliances 33
Armed Forces Emergency Service (AFES) 191
Armed Forces Network (AFN) 80
Army Community Service 188
Army Emergency Relief (AER) 188
Army Family Team Building (AFTB) 188
Arts and Craft Center 131
Arts/Crafts/Quilting 151
Asan Medical Center 125
ATM Access 82, 83
Attend a Festival 211
Augusta West Miniature Golf Course 134
Auto Parts & Servicing 145
Automobile 37, 138
Automotive Skills Center 132
- B** Baby And Maternity 139
Baby items 29
Bali, Indonesia 255, 256
Banking and Financial Services 82
Banpo (Express Bus Terminal) 156
Beacon Hill 133
Beautiful Smile Orthodontic Clinic 130
Beijing, China 261
Bicycles 90, 140
Birthing Resources 122
Bless Birthing Center 123
Boats 100

Photo: Temple Rock
By: Stephen Bruekner

Bombit Women's Hospital 123
BOSS (Better Opportunities for Single Soldiers) 131
Boy Scouts 136
Bukchon Hanok Village 223
Busan 229
Buses 92

C C&I Dental Clinic 129
Cafes 220
Calendar 64
Calling Guidelines 55
Cambodia 243
Camp Carroll 305
Camp Casey 121, 146, 266, 267, 268
Camp Henry 23
Camp Hovey 266, 268
Camp Humphreys 23, 28, 45, 55, 121, 145, 146
Camp Red Cloud 121, 146, 272, 273, 274
Camp Walker 146, 147, 305
Car Rental 138
Carpets And Rugs 140
Carry-on Bag Checklist 34
Cashing Checks 82
Cell Phones 101
CG's Mess 136
Changdeokgung and Biwon (Secret Garden) 226
Changgyeonggung 226
Chapel Services 270, 288
Charm Women's Clinic 123
Checked luggage checklist 34
Checklist 26, 27, 47
Cheonggyecheon Stream 223
Child & Youth Services (CYS) 192
Child Development Center (CDC) 193
Childbirth Class 120
China 243
China and crystal dinner service pieces 33
Christmas/Easter 141
Chungdam IVY Orthodontic Clinic 129
Civil Defense Drills 68
Clothing 151
COEX 162, 213
Commercial Airline Transport 43
Commissary 141
Communication Apps 340
Community Bank 83
CONUS 40, 41
Conversation 63
Costco 163

Cuban/Caribbean Restaurantss 171
Culture and Customs 65
Currency Exchanges 82
Custom-Made Uniforms 143

D Daegu 234
Dankook Hospital 117, 124, 125, 130
DBIDS/Ration Card 48
Dental Clinics 302
Dental Services 128, 129
Deoksugung 226
Department Stores and Malls 162
De-Registration Checklist 327
Dining 63, 168
Dining Establishments 268, 279, 289, 297, 303, 309, 314
Diseases 118
DMZ Tour 211
Document Checklist 39
Documents 106
DoDEA Registration Process 105
DoDEA Teaching opportunities 110
Dog Parks 206
Dog Restrictions 42
Dongdaemun (East Gate Market) 156
Dragon Hill Lodge 289
Driver License Testing Requirements 88
Driver's License 36, 51
Drivers License Testing at USAG Humphreys 86

E Electric 79
Elementary School 104
Eligibility 196
E-Mart 164
Emergency Care 127
Emergency Numbers 114
Emergency Readiness 68
Emergency Repairs 196
Emergency Room 270, 276, 280
Emergency Treatment 129
Employment Readiness 189
Employment Records 35
Escorting a Vehicle 178
Esther Clinic 124
Everland & Carribean Bay 212
Ewha Women's University and Sinchon 161
Exceptional Family Member Program (EFMP) 189
Expenses 40

F Family Advocacy Program (FAP) 189
Family Documents 39
FEDEX 202
Festivals 238, 242
Filipino Restaurants 171
Filters 29
Financial Readiness 189
Fitness and Aquatics 134
Flowers and Plants 152
Food Waste 81
Foreign Embassies 198
Furniture Delivery Service 143
Furniture Management Office (Loaner Furniture) 50
Futon 31

G Garrison SARC 190
Gas Grills And Propane 145
Gas Masks 73
Gasoline 79, 144
Gateway Game Room 133
General Garbage 81
Getting Married In Korea 200
Ginseng 152
Girl Scouts 136
GLH Maintenance 77
GM Cheil Women's Clinic 124
Gmarket 138
Government Leased Housing 76
Government/Military 335, 339
GPS/Navigation Apps 87, 88
Guam/Saipan 243, 258
Gyeongbokgung and the adjacent Gwanghwamun Plaza 209, 226, 227

H Hair 139
Han Dong Hun Orthodontic Clinic 130
Han River Boat Cruise 224
Hanbok 152
Hanukkah/Passover 141
Happy Dental Clinic 129
Healthy Travel Tips 125
High School 104
Hi-Pass 86
Holiday Decorating 141
Home décor 31
Home Plus 165
Home Schooling 108
Home-Based Businesses 111
Hong Kong 244
Hospitals Near USAG Humphreys 117

Household Goods (HHG) 28, 29, 31
Housing 40, 48
Housing Assistance 76, 78
Housing Off Base 78
Housing Office 50, 195
Housing Services 76, 195
Humidifier/dehumidifier 32

I Identification Card (ID) 36
IKEA 164
Immunizations 38, 138
Independence Park 134
India 244
Indian Restaurants 171
Infertility Clinics 125
Insadong 157
Insurance 36
International Driver's Permit 36
Internet 77, 80
Internet Television 80
ISO-Compliant microchip 41
ISOS 127
Itaewon 159
Italian Restaurants 171
Items to Hand Carry Checklist 322

J Janghanpyeong and Dapsimni Antique Art Markets 157
Japan 245
Japanese Restaurants 172
Jeju Island 254
Jewelry 153

K K-12 Schools 104
Kids Cafes 222
KidZania 213
Kizwell Dental Clinic 130
Knights of Columbus 136
Korea Post 202
Korea Tourism 215
Korean Folk Village 213
Korean Language Courses 109
Korean Non-verbal Behavior & Etiquette 66
Korean Restaurants 172
Korean Tourism Organization (KTO) 216
KTX/KTX Sancheon 94

L Laser Tag 132
Laundry and Dry Cleaning 145
Leather 155

Legal 196
Leisure Travel Service 131
Life in Korea 336, 338
Living with Your Pet 203
Local Markets 155
Lotte World 212
Luggage 28

M Macau 246
Mail 36
Malaysia 247
Master Resilience Training (MRT) 188
Mattresses 31
Medical 38
Medical Care for Visitors 179
Medical Facilities 269, 275, 280, 295, 301, 309, 313
Medical Services 116, 121, 125
Medical, Dental and Vision Evaluations 38
Meeting and Greeting 66
Mega Mart 164
Mexican Restaurants 172
Middle School & Teen Center (MST) 104, 193
Military And Family Life Consultation Program (MFLC) 189
Military Transport (Patriot Express) 43
Mobilization and Deployment 188
Modeling And Acting 113
Morning Calm Birthing Services 123
Mosquitoes 32
Museums 211, 228
Musical Instruments 153
MWR 45, 77, 131, 161, 271, 274, 291, 304, 310, 315
Myeongdong 161

N N Seoul Tower 209, 224
Namdaemun (South Gate Market) 157
Namiseom Island 210
Namsan 210
Namsangol Traditional Folk Village 224
National & Religious Holidays 57
National Folk Museum of Korea 228
National Museum of Korea 228
Naturalization and Immigration 200
Navy Federal Credit Union 83
NEO Information 72
NEO Kits, NEO Kit Checklist 73, 74
NEO Warden 72
Nepal/Tibet 247
New Parent Support Program (NPSP) 189
New Zealand 248

Non-Temporary Storage (NTS) 28, 33
Noryangjin Fish Market 158
Numbers (in Korean) 64

O Off Post Housing 50
Off Post Veterinarians 204
Okinawa 245
On Call Nurse 117
On Post Dining 168
On Post Housing 49
Online Shopping 137
Optical Services 130
Orders 35
Orthodontist 130
Osan 147
Osan 51st Medical Group Emergency Department 117
Osan Air Base 52, 121
Outdoor Recreation 132

P Palace Districts 225
Parent and Outreach Services (Parent Central) 192
Parent's Night Out 192
Parking 81
Passport Assistance at USAG Humphreys 199
Passport 37, 199
Patriot Express 214
PCS Checklist 319
PCSing to Korea Pet Checklist 42
Pedodontist 130
Personal Property 37
Pet Adoption 206
Pet Airline 45
Pet Boarding and Grooming 205
Pet Evacuation 73
Pet Laws and Regulations 203
PET NEO Plan Checklist 75
Pet Quarantine 44
Pet Services 203
Pharmacy 119
Phuket, Thailand 257
Postal Services 201
Pottery 154
Power of Attorney (POA) 35
Prenatal Care 120
Prepaid Phone Cards 102
Preschools 103
Prescriptions 38
Privately Owned Vehicle (POV) 85
Pub Food 172

Public Restrooms 214
Public Telephones 101
Pyeongtaek Immigration Office 52
Pyeongtaek St. Mary's 124
Pyeongtaek St. Mary's 117

Q Quick Reference Phone Numbers 56

R Rabies Antibody Test (FAVN) 41
Ration Limits 167
Realtors 78
Recreation 132, 298, 306, 316
Recycling 81
Referrals 122
Registering a Baby In Korea 200
Religious Services 296, 303, 309
Relocation Readiness 190
Remote Employment 111
Rental Cars 89
Renter's/Homeowner's 37
Required Documents for Sofa Stamp Checklist 52
Router for Wireless Internet 32

S Saipan 259
School and Sports Physicals 120
School Records 35
School Support Services (SSS) 194
School-Age Center (SAC) 193
Seafood 173
Self Help Center 77, 196
Seong-Mo Dental Clinic 129
Seoul Arts Center 224
Seoul City Bus Tour 225
Seoul Folk Flea Market (Hwanghak-dong Flea Market) 158
Seoul Forest 213
Seoul Grand Children's Park 212
Seoul Immigration Offices 52
Services 304, 308, 312, 315
Sexual Harassment/Assault Response and Prevention (SHARP) 190
SFC Ray E. Duke Memorial Library 131
Shes Medi 124, 125
Shipping 137
Shipping Your POV Checklist 327
Shipping Your Pov to Korea 26
Shopping 62, 148, 159
Short-Term Visitors 178
Siem Reap, Cambodia 260

Singapore 248
Sit Down Dining 169
SKIES Unlimited 192
SOFA/Visa Stamps 51, 200
Soldier Field 133
Soo Dental Clinic 130
Space-Available Travel 214
Sports equipment 30
Ssamziegil 157
Staying Connected 201
Staying Safe in Korea 201
Subway 95
Super Park 133
Superstores 163
Support Services 114
Swimming Pool 298, 305

T Tailors & Seamstresses 142
Taipei, Taiwan 250
Taking a Taxi 63
Taxi 91
Television 77, 80
Thai Restaurants 173
Thailand 250
The Domestic Abuse Victim Advocate (DAVA) 189
The Korean Language 62
The Yongsan Pet Care Center 44
Theaters On Base 133
Things to do in Seoul 223
Thrift Stores 147
Tickets 89
T-Money Card 100
Tokyo, Japan 262
Tourist Trains 94
Toys-r-Us 165
Traditional Korean Food to Try Checklist 176
Traditional Korean Meals/Food 67
Trains 93
Transformation Park 133
Transportation of Pets 329
Trash 81
Travel and Tourism 336, 338
Tricare 127
Trickeye Museum 211
Turkish Restaurants 173

U UAB checklist 34
Unaccompanied Baggage (UAB) 28 29
Unaccompanied Personnel Housing (UPH) 49

Unaccompanied Transport 44
 Unhyeongung 227
 United Services Organization (USO) 197
 United Spouses Club 135
 UPS 202
 Urgent Care 128
 US Air Force 46
 US Army 46
 US Embassy & Services 198, 199
 US Marine Corps 46
 US Navy 46
 USAA 84
 USAG Daegu (Area IV) 23, 121
 USAG Yongsan (Area II) 23, 121, 292
 USAJOBS 110
 Useful Korean Phrases 62
 Using a DSN line 55
 USPS 201
 Utilities Off Post 79
 Utilities On Post 77

V Vegan Friendly Foods 174
 Vehicle 26, 27
 Veterans Affairs 197
 Veterinary Care/Services 40, 204
 VFW 135
 Vietnam 251
 Visas 37, 132, 200, 215
 Volunteer Work 112
 Volunteering for CYS Programs 195
 Volunteers Program 190
 VPC 25

W War Memorial of Korea 228
 Warrior Zone 132
 Water 79
 Women, Infants, and Children (WIC) 120
 Woo Lee Women's Clinic 124

Y Yongsan 146, 147
 Yongsan Electronics Market 159
 Yonsei Millennium Dental Clinic 130
 Youth Sports & Fitness (YSF) 194

Promotion Materials for Traveling in Gyeong-sangnam-do



Korea-Mecca for Healing & Romantic tour

Gyeong-sangnam-do located the end of southeastern region in Korea abuts on Busan Metropolitan City to the east and abuts on Daegu Metropolitan City to the north. This province is the fourth largest one in Korea where there are 8 cities and 10 guns (similar with county) and around 3.5 million people reside and indicates the moderate climate with 13°C of annual average temperature.

Traveling region in Gyeong-sangnam-do is divided into three regions: Eastern region, Western region, Southern Coast region. Western region having Sancheong-gun and Hapcheon-gun is tourist attraction for healing where its traditional culture is mixed with clean natural environments including dense forest and clear valley water of Jiri-san (Mt.) and Gaya-san (Mt.) which are famous mountains in Korea. Southern Coast region is an emotional travel destination where can experience beautiful coastal scenery and ocean leisure and families & couples can enjoy the romantic ocean view. Eastern region has many exciting spots. Where you can enjoy various leisure experiences Guch as water play in Lotte Water Park and skiing in winter, Let's Run Park

Also, Gyeong-sangnam-do is a mecca of Buddhist civilization in Korea having Yangsan Tongdo-sa (temple) and Hapcheon Haein-sa (temple) of Three Jewels Temples in Korea.



Place Name	Gyeongnam Provincial Government
Population	3.5million
Area	Encompassing 10.5% of South of Korea
Administrative Divisions	18 Cities and Counties, 315 Districts

Sancheong

Telephone and website for tour guide

- ☎ Culture and Tourism Dept., Sancheong-gun(in charge of tour promotion) : 055-970-6421-22
- 🌐 Website of Sancheong-gun : <http://www.sancheong.go.kr>

Transportation information

- 🚌 **By Bus** : Getting off at Sancheong Intercity Bus Terminal stop
- 🚄 **By KTX** : Jinju station (40 km distance from Jinju)
- 🚗 **By Car**
 - ☞ **From Seoul/Pyongtaek** : Gyeongbu Expressway → Tongyeong Daejeon Expressway → Sancheong (28.2km / 227 km, taking 3 hours / 2 hours and 25 minutes)
 - ☞ **From Daegu** : Jungbu Naeryuk Branch Expressway → Gwangju Daegu Expressway → Tongyeong Daejeon Expressway → Sancheong (121 km, about 1 hour and half)
 - ☞ **From Busan** : Namhae 2nd Branch Expressway → Tongyeong Daejeon Expressway → Sancheong (137 km, about 2 hours)
- 🏨 **Hotel**
Sancheong Korean Medicine Family Hotel
(43, 479 beon-gil, Donguibogam-ro, Geumseo-myeon, Sancheong-gun, 055-972-7000)

Major Tourist Sites



Donguibogam-village

The largest scale of Korean Medicine Healing Recreational Tourist Site in Korea

- 📍 45-6, 555 beon-gil, Donguibogam-ro, Geumseo-myeon, Sancheong-gun, Gyeongsangnam-do ☎ 055-970-7216

Mt. Jiri National Park



No. 1 national park in Korea. The 2nd highest sacred mountain in Korea.

- 📍 San 208, Jungsan-ri, Sicheon-myeonm, Sancheong-gun, Gyeongsangnam-do ☎ Jiri-san National Park Office 055-972-7771-2

Experiences



Energy Experience
T. 055-970-7216



Medicinal Herb Spa
T. 055-972-1318



Oriental Medicine Thermotherapy Experience
T. 055-970-6611-3



Oriental Medicinal Herb Bubble Experience
T. 055-973-2171



Jangsu (De-stressing) Pillow+Navel Moxibustion Experience
T. 055-973-2171



Making Gongjin-dan
T. 055-973-2171

Foods



▲ Medicinal Herb Shabu Shabu



▲ Wild Ginseng Bibimbap

Hamyang

Telephone and website for tour guide

- ☎ Culture and Tourism Dept., Hamyang -gun: 055-960-5555
- 🌐 Website: www.hygn.go.kr

Transportation information

- 🚌 **By Bus** : Getting off Hamyang Intercity Bus Terminal stop
- 🚗 **By Car**
 - ➡ From Seoul/Pyeongtaek : Gyeongbu Expressway → Tongyeong Daejeon Expressway → Gwangju Daegu Expressway → Hamyang (278 km / 211 km, about 3 hours / 2 hours and 20 minutes)
 - ➡ From Daegu : Gwangju Daegu Expressway → Hamyang (102 km, about 1 hour and 13 minutes)
 - ➡ From Busan: Namhae Expressway → Jungbu Expressway → Hamyang (158 km, about 2 hours)
- 🏨 **Hotel**
 - Raon Hotel (1148-2, Hamyang-ro, Hamyang-eup, Hamyang-gun, Gyeongsangnam-do, 055-962-1234)

Major Tourist Sites



Sangrim Forest

The oldest artificial forest in Korea

- 📍 349-1, Woonrim-ri, Hamyang-eup, Hamyang-gun, Gyeongsangnam-do ☎ 055-960-5756

Gaepyeong Hanok Village



The village which hundreds-year-old Hanoks (traditional Korean-style house) are well preserved

- 📍 910, Byeonggokjigok-ro, Jigok-myeon, Hamyang-gun, Gyeongsangnam-do ☎ 055-964-5800

Hamiang Wine Valley



Wild grapes farm located on 500m height of small plain in mountain range

- 📍 442-14, Sambong-ro, Hamyang-eup, Hamyang-gun, Gyeongsangnam-do ☎ 055-964-2500-1

Experiences



Hanok Stay
T. 1577-8958



Eomcheon-river Rafting
T. 055-964-1171



Hamiang Wine Foot spar
T. 055-964-2500

Foods



▲ Yeonnipbap
(Steamed Rice Wrapped in a Lotus Leaf)



▲ Solsong-ju | The traditional alcoholic drink brewed with the Pine needles and pine sprout, natural bedrock water of Jiri Mountain



▲ Sprout Ginseng, Beef & Mixed Mushroom Casserole, Bibimbap

Hapcheon

Telephone and website for tour guide

- ☎ Tourism Promotion Dept., Hapcheon-gun: 055-930-4665 ~ 4668
- 🌐 Website: www.hc.go.kr

Transportation information

- 🚌 **By Bus** : Getting off at Hapcheon Intercity Bus Terminal stop
- 🚗 **By Car**
 - ➡ **From Seoul/Pyeongtaek** : Gyeongbu Expressway → Yeongdong Expressway / Dangjin Yeongdeok Expressway → Jungbu Naeryuk Expressway → Gwangju Daegu Expressway (318 km / 257 km, about 3 hours and 35 minutes/ 2 hours and 45 minutes)
 - ➡ **From Daegu** : Jungbu Branch Expressway → Gwangju Daegu Expressway (68 km, about 53 minutes)
 - ➡ **From Busan** : Namhae Expressway (130 km, about 1 hour and half)
- 🏨 **Hotel** : Haeinsa Hotel (13-45, Chiyin 1-gil, Gaya-myeon, Hapcheon-gun, 055-933-2000)

Major Tourist Sites



Haein-sa (Temple)

As one of Three Jewels Temples in Korea, this temple has kept various cultural relics such as Janggyeong Panjeon (the Depositories for the Tripitaka Koreana Woodblocks, National Treasure no. 52) designated as UNESCO World Heritage in 1995 and Tripitaka Koreana (National Treasure no. 32) designated as UNESCO Memory of the World in 2007.

- ☎ 1502-9, Gayasan-ro, Gaya-myeon, Hapcheon-gun, Gyeongsangnam-do ☎ 055-934-3000

Movie Theme Park



The best open movie set for old times of Korea with the backgrounds from 1920s to 1980s.

- ☎ 418, Gaho-ri, Yongju-myeon, Hapcheon-gun, Gyeongsangnam-do ☎ 055-930-3754

Hwangmae-san (Mt.)



Hwangmae-san (Mt.) is the largest scale (600,000 m²) of Royal Azaleas population in Korea
 ※ Royal Azaleas Festival April 28 ~ May 13, 2018.

- ☎ San 1319, Dunnae-ri, Gahoe-myeon, Hapcheon-gun, Gyeongsangnam-do ☎ 055-930-4753

Experiences



- Vacation Festival (the end of July, every year) 88, Oksan-ro, Hapcheon-eup, Hapcheon-gun
- Ghost Park (the end of July ~ the middle of August) 757, Hapcheonhosu-ro, Yongju-myeon, Hapcheon-gun
- Haein-sa Temple Stay 122, Haeinsa-gil, Gaya-myeon, Hapcheon-gun

Foods



▲ Hwangto Hanwoo (Korean native cattle)



▲ Native black pork



▲ Sanchae Jeongsik (Set Menu with Seasoned Wild Vegetables)

Hadong

Telephone and website for tour guide

☎ Culture & Tourism Office, Hadong-gun: 055-880-2379
 🌐 Website: <http://tour.hadong.go.kr/main/>

Transportation information

- 🚌 **By Bus** : Getting off at Hadong Intercity Bus Terminal stop
- 🚆 **By Train** : Hadong station (Saemaoul train, Mugunghwa train, S-train), Guryegu station (KTX, 40 km distance from Hadong)
- 🚗 **By Car**
 - ⇄ From Seoul/Pyeongtaek : Gyeongbu Expressway → Nonsan Cheonan Expressway → Iksan Pohang Expressway → Suncheon Wanju Expressway (332 km / 265 km, about 4 hours and 22 minutes / 3 hours and 32 minutes)
 - ⇄ From Daegu : Jungbu Naeryuk Branch Expressway → Gwangju Daegu Expressway (146 km, 2 hours and 20 minutes)
 - ⇄ From Busan : Namhae 2nd Branch Expressway → Namhae Expressway (153 km, 1 hour and 50 minutes)
- 🏠 **Accommodation** : Kensington Resort (532-6, Ssanggye-ro, Hadong-gun / 055-880-8000)

Major Tourist Sites



Hadong Wild Tea Field

The oldest tea tree in Korea is growing at Hadong. Hadong Tea is the world important agricultural heritage.

☎ 571-25, Ssanggye-ro, Hwagae-myeon, Hadong-gun, Gyeongsangnam-do ☎ 055- 880-2895

100 Li (approx. 40km) Theme Road of Seomjin-river



The Cherry Blossom Walkway connecting from Hwagae Market Site to Ssanggye Temple is famous.

Zipwire in Geumo-san (Mt.)



With 3,186 km of the largest length in Asia, the zipwire flies down from 849 m altitude of Geumo-san peak with 120 km/h of speed

☎ San 84, Jungpyeong-ri, Geumnam-myeon, Hadong-gun, Gyeongsangnam-do ☎ 055-884-7715

Experiences



Wild Tea Culture Festival
 Areas of Hwagae-myeon, Agyang-myeon, Hadong-gun
 Period : 5. 19 ~ 5. 22 (4 days)



Seomjin-river Marsh Clam Festival
 Areas of Songrim Park Hadong-eup, Hadong-gun
 Period : 7. 20 ~ 7. 22 (3 days)

Foods



▲ Marsh Clam Dishes (Guk (stew similar) and Jeon (pancake similar))



▲ Change Tang (chinese Mitten crab)

Sacheon

Telephone and website for tour guide

- 📞 Culture and Tourism Dept., Sacheon-si: 055-831-2726
- 🌐 Website: <http://www.toursacheon.net/>

Transportation information

- 🚌 **By Bus** : Getting off at Sacheon Intercity Bus Terminal stop
- 🚆 **By Train** : KTX Jinju station (20 km distance from Sacheon)
- 🚗 **By Car**
 - **From Seoul/Pyeongtaek** : Gyeongbu Expressway → Tongyeong Daejeon Expressway → Namhae Expressway (347 km / 282 km, about 3 hours and 57 minutes / 3 hours)
 - **From Daegu** : Jungbu Naeryuk Branch Expressway → Gwangju Daegu Expressway (135.7 km, about 2 hours)
 - **From Busan** : Namhae 2nd Branch Expressway → Namhae Expressway (125.8 km, about 1 hour and 36 minutes)

🏨 Hotels

- Samcheonpo Seaworld Hotel: 80, Sacheondae-ro (Daebang-dong), Sacheon-si, 055-832-3004
- Sacheon Hotel: 12, Yeoksa-gil, Sacheon-eup, Sacheon-si, 055-855-0005
- Hotel Elinus: 70, Namildae-gil, Sacheon-si, 055-832-9800
- Sacheon Hot Springs Land & Grand Tourist Hotel: 126, Cheonggol-gil, Yonghyeon-myeon, Sacheon-si, 055-850-1500

🏠 Other Accommodations

- Bitoland Sinwoo Resort: 245-5, Toggi-ro, Seopo-myeon, Sacheon-si, 055-855-4242
- Arte Resort: 109-10, Haeangwangwang-ro, Sacheon-si, 055-833-5000

Major Tourist Sites



Marine Cable Car

The cable car with fantastic view which Hallyeohaesang National Marine Park is looked down from 100m height above the ocean.

- 📍 18, Sacheondae-ro (Daebang-dong), Sacheon-si, Gyeongsangnam-do 📞 055-831-7300

Siran Sunset



One of nine beautiful sunset views in Korea selected by Korea Tourism Organization

- 📍 17, Sacheondae-ro (Daebang-dong), Sacheon-si - the whole area of Daebang-dong coastal road Gyeongsangnam-do 📞 055-835-1023

Experiences



Samcheonpo Cruise Ship
T. 055-835-0172-3

Sacheon High-Tech Aero Space Science Museum
T. 055-831-3344

Canaan pasture T. 055-854-6682

Foods



▲ Silbi House Local Restaurants providing the various alcoholic beverage and snack at the inexpensive price



▲ Haemul Jeongsik (Set Menu with Seafood Dishes)



▲ Nangmyeon (cold noodles)

Namhae

Telephone and website for tour guide

Culture and Tourism Dept., Namhae-gun: 055-860-8603
 Website: <http://www.namhae.go.kr/>

Transportation information

By Bus : Getting off at Namhae Intercity Bus Terminal stop
By Car
 ⇨ **From Seoul/Pyeongtaek** : Gyeongbu Expressway → Nonsan Cheonan Expressway D Suncheon Wanju Expressway → Namhae Expressway → Hadong TG (371.6 km / 307.5 km, about 4 hours and 14 minutes / 3 hours and 23 minutes)
 ⇨ **From Daegu** : Jungbu Naeryuk Branch Expressway → Jungbu Naeryuk Expressway → Namhae EXpressway → Jingyo TG (185.8 km, about 2 hours and 16 minutes)
 ⇨ **From Busan** : Namhae 2nd Branch Expressway → Namhae EXpressway → Jingyo TG (157.9 km, about 2 hours)
Hotels : Namhae Southcape Owner's Club (1545, Heungseon-ro, Changseon-myeon, Namhae-gun, 1644-0280)
 Lapis Hotel (1503-16, Seobu-ro, Changseon-myeon, Namhae-gun, 055-867-1111)
 Hilton Hotel & Resort(40-109, Namseo-daero 1179beon-gil, Nam-myeon, Namhae-gun, 055-860-0100)

Major Tourist Sites



▲ Mt. Geum

Boriam & Mt. Geum

One of three prayer places in Korea

665, Boriam-ro, Sangju-myeon, Namhae-gun, Gyeongsangnam-do 055-862-6115

German Village & House N Garden



Characteristic tourist site linking German foreign culture with traditional culture & art village

92, Dokil-ro, Samdong-myeon, Namhae-gun, Gyeongsangnam-do 055-867-8897

Sangju Silver Sand Beach



Description: Wide sandy beach with fine silver sands and dense & beautiful forest

10-3, Sangju-ro, Sangju-myeon, Namhae-gun, Gyeongsangnam-do 055-863-3573

Experiences



Fishing Village Tour

Sinheung Haebari Village:
010-4702-9990
 Nangcheon Mudflat Experience Village:
055-867-5220
 Yoopo Fishing Village Tour:
010-5060-0735
 Munhang Fishing Village Tour:
055-863-4787
 Yieo Fishing Village Tour:
055-863-3697



Kayak Experience T.010-8500-5863

Foods



▲ Anchovy Leaf Wraps and Rice



▲ Live Fish Sashimi



▲ Seaweed Soup with Fish

Tongyeong

Telephone and website for tour guide

- Marine Tourism Dept., Tongyeong-si: 055-650-0510
- Website: www.tongyeong.go.kr

Transportation information

By Bus : Getting off at Tongyeong Bus Terminal stop

By Car

- From Seoul/Pyeongtaek** : Gyeongbu Expressway → Tongyeong Daejeon Expressway → Tongyeong IC (379.5.6 km / 315.5 km, about 4 hours and 6 minutes / 3 hours and 15 minutes)
- From Daegu** : Jungbu Naeryuk Branch Expressway → Jungbu Naeryuk Expressway → Tongyeong Daejeon Expressway → Tongyeong IC (159.1 km, about 2 hours)
- From Busan** : Namhae 2nd Branch Expressway → Tongyeong Daejeon Expressway → Tongyeong IC (109.7 km, about 1 hour and half)

Hotels : Kumho Tongyeong Marina Resort ☎ 055-650-2570 / Stanford Hotel and Resort Tongyeong ☎ 055-725-0000
 Club E-S Resort ☎ 055-644-0069 / Dongwon Royal Country Club & Resort ☎ 055-640-5000
 Hansan Marina Hotel & Resort ☎ 055-648-3332

Major Tourist Sites



Hallyeosudo Viewing Ropeway & Luge

Together with beautiful island, ocean, and Tongyeong port around Hallyeohaesang National Marine Park, you can view the whole beautiful scenery like an oriental painting

Luge : A gravity attraction with wheels designed to run down total 1.5 km of track

- Cable Car : 205 Balgae-Ro, Tongyeong-Si ☎ 1544-3303
- Luge : 319-3 Donam-Dong, Tongyeong-Si ☎ 070-4731-8473

Hansan-do (island) (Jeseungdang, the Hall to build victory)



The place where the command center of Admiral Sun-sin Yi.

- Yeomho-ri, Hansan-myeon, Tongyeong-si
- ☎ 055-642-8377

Tongyeong Hansan Battle Festival



The festival reproducing the Hansan Battle which was the Great Victory in Battle unparalleled in World Naval Battle History

- Areas of Tongyeong
- ☎ 055-644-5222

Dongpirang Mural Village



The tourist site where you can view Gangguan port and coastal waters of Tongyeong at one sight and it is good to take photos due to the wall paintings spread under blue sky.

- 6-18, Dongpirang 1-gil, Tongyeong-si
- ☎ 055-650-2570

Experiences



Image of Najeonchilgi (lacquerware inlaid with mother-of-pearl)
 T.055-650-3340, 645-3266



Yacht T.055-641-5051



Windsurfing

Foods



▲ Ggulbbang (Korean honey bread)



▲ Chungmu gimhap



▲ Oyster dishes

Geoje

Telephone and website for tour guide

- Tourism Dept., Geoje-si: 055-639-4161
- Website: <http://tour.geoje.go.kr> (125, Gyeryong-ro, Geoje-si)

Transportation information

- By Bus** : Getting off at Geoje(Kohyeon) Intercity Bus Terminal stop
- By Car**
 - From Seoul/Pyeongtaek** : Gyeongbu Expressway → Tongyeong Daejeon Expressway → Tongyeong IC (399.4 km / 335.1 km, about 4 hours and 24 minutes/ 3 hours and 32 minutes)
 - From Daegu** : Jungbu Naeryuk Branch Expressway → Jungbu Naeryuk Expressway → Tongyeong Daejeon Expressway → Tongyeong IC (179.1 km, about 2 hours and 17 minutes)
 - From Busan** : Namhae 2nd Branch Expressway → Garak TG → Gadok TG (72.5 km, about 1 hour and 13 minutes)
- Hotels** : Admiral Hotel ☎ 055-687-3761 / Samsung Hotel Geoje ☎ 055-631-2114
 Riviera Hotel Geoje ☎ 055-730-1101 / Daemyung Resort Geoje ☎ 1588-4888
 Hanwha Resort Geoje, To be opened in July 10, 2018

Major Tourist Sites



Oedo-Botania & Haegeumgang Islands

The Coastal Tourist Attraction, Oedo appreciating the Coastal Panorama on a Cruise is the important Coastal Park decorated with more than 3000 plants.

- Oedo-Botania : Naedo-gil (Wahyeon-ri), Irun-myeon, Geoje-si, Gyeongsangnam-do ☎ 070-7715-3330
- Haegeumgang Islands :Haegeumgang 1-gil (Galgot-ri), Nambu-myeon, Geoje-si, Gyeongsangnam-do ☎ 055-639-4165

Hakdong Mongdol Beach



A beach with round black pearl like black pebbles

- 264, Hakdong-ri, Dongbu-myeon, Geoje-si
- ☎ 055-639-4161

Geoje Tourism Monorail



The longest tourism monorail connecting Historic Park of Geoje POW Camp with Gyeryong-san (Mt.)

- 61, Gyeryong-ro, Geoje-si
- ☎ 055-639-0650

The Hill of Wind



Hot place being famous for Movies and Dramas filming site

- 292-11, Galgot-ri, Nambu-myeon, Geoje-si
- ☎ 055-639-4161

Experiences



Geoje Seaworld (Dolphine Show)
T.055-682-1551



Geoje Maengjongjuk Theme Park
(Bamboo forest therapy) T.055-637-0067



Deokpo Beach (Sealine) T.055-688-3351

Foods



▲ Grilled Dark Banded Rockfish



▲ Meongge Bibimbap
(Sea Squirt Bibimbap)



▲ Daegutang (Codfish Soup)

Changwon

Telephone and website for tour guide

- Tourism Dept., Changwon-si: 055-225-3701
- Website: www.culture.changwon.go.kr

Transportation information

- By Bus** : Getting off at Changwon Bus Terminal & Masan Express Bus Terminal stops
- By Train** : KTX Changwon station, KTX Changwon Central station, KTX Masan station
- By Car**
 - From Seoul/Pyeongtaek : Gyeongbu Expressway → Yeongnam Expressway / Dangjin Yeongdeok Expressway → Jungbu Naeryuk Expressway → Namhae 1st Branch Expressway → East Masan IC (369.2 km / 309.8 km, about 4 hours and 6 minutes / 3 hours and 15 minutes)
 - From Daegu : Jungang Expressway → South Miryang TG (95.1 km, about 1 hour and 20 minutes)
 - From Busan : Namhae 2nd Branch Expressway → Jangyu TG (44.3 km, about 44 minutes)
- Hotels** : Pullman Ambassador Changwon/055-600-0773, Changwon Hotel/055-283-5551, Hotel International/055-279-5392, Masan M Hotel/055-223-0550

Major Tourist Sites



Cherry Blossom Hot Spots in Jinhae (Yeojwacheon, Gyeonghwa St.)

Drama Romance filming site and hot spot for the world largest scale of Cherry Blossom festival

16, Yeojwacheon-ro, Jinhae-gu, Gyeongsangnam-do ☎ 055-225-3701

Jeo-do Kwai river Skywalk

Description: The bridge named as Bridge on the Kwai River because its shape is similar with actual bridge on the Kwai River constructed by prisoners of English Army during World War II.

- 1872-60, Haeyanggwangwang-ro, Gusan-myeon, Masanhappo-gu ☎ 055-225-3701



Masan Sangsanggil

The place where names of 230 million persons around the world are carved.

- Dongseobuk 10-gil, Masanhappo-gu ☎ 055-243-0053



Chang-dong Art Village

Description: Chang-dong Art Village is the place where can feel the memory and nostalgia of Masan, the center of culture & art.

- 24, Odongseo 6-gil, Masanhappo-gu ☎ 055-222-2155



Goodday Museum

Goodday museum, the Museum of World Liquor is the largest liquor museum in Korea exhibiting integratively the history and culture of liquor which has a long history with that of mankind.

- 22, Bongamgongdan 2-gil, Masanhoewon-gu ☎ 070-7576-2017



Experience



Double-decker Bus Tour T.055-712-0777



Moving Boat (Moving Café floating through downtown) T.055-262-8100

Foods



▲ Agwi Jjim
(Spicy Angler Fish with Soybean Sprouts)



▲ Warty sea squirt



▲ Grilled Bulgogi

Gimhae

Telephone and website for tour guide

- Tourism Promotion Dept. Gimhae-si : 055-330-4441
- Website: tour.gimhae.go.kr

Transportation information

- By Bus** : Getting off at Gimhae Passenger Terminal stop
- By Train** : KTX Gupo St. (Movable to lightrail transit), KTX Jinyeong St.
- Gimhae Airport** : After the flight of domestic airline from Seoul, can use lightrail transit
- By Car**
 - From Seoul/Pyeongtaek : Gyeongbu Expressway → Yeongnam Expressway / Dangjin Yeongdeok Expressway → Jungbu Naeryuk Expressway → Gyeongbu Expressway → Jungang Expressway → Chojeong IC (392.9 km / 333.8 km, about 4 hours and 26 minutes / 3 hours and 36 minutes)
 - From Daegu : Jungang Expressway → Samrangjin TG (91.4 km, about 1 hour and 27 minutes)
 - From Busan : Jungang Expressway → Namhae 2nd Branch Expressway → East Gimhae IC (25.1 km, about 32 minutes)

Major Tourist Sites



Nakdong-river Rail Park & Wine Tunnel

- Unique Railroad Theme Park in Korea by boarding on train running through Nakdong-river.
- Exhibition and sales of raspberry wine which is a specialty in this region

161, Gayatema-gil, Gimhae-si ☎ 055-340-7900

CLAYARCH Gimhae Museum



Unusual art gallery showing novel arts world through the connection between architecture and ceramicist

275-51, Jinrye-ro, Jirye-myeon ☎ 055-340-7000

Tomb of King Suro & Gaya History Theme Park



Tomb of King Suro founded Gaya, the country prospered most during the Iron Age

Tomb of King Suro : 26, Garakro 93 beon-gil, Gimhae-si ☎ 055-330-7313

Gaya History Theme Park : 161, Gaya thema-gil, Gimhae-si, ☎ 055-340-7900

Experiences



Lotte Water Park (the largest scale of water park in Korea)

T. Lotte Water Park 1661-2000

Foods



▲ Dongsang-dong Kalguksu (chopped noodles)



▲ Bulam Grilled Eel



▲ Jinyeong Galbi

Yangsan


Telephone and website for tour guide

- 📞 Tourism Promotion Dept. of City and Gun (county): 055-392-3233
- 🌐 Website: www.yangsan.go.kr, 39, Jungang-ro, Yangsan-si, Gyeongsangnam-do

Transportation information

- 🚌 **By Bus** : Getting off at Yangsan Intercity Bus Terminal stop
- 🚆 **By Train** : KTX Ulsan (Tongdo-sa) St. (31 km distance from Yangsan City Hall)
- 🚗 **By Car**
 - **From Seoul/Pyeongtaek** : Gyeongbu Expressway → Yeongdong Expressway / Dangjin Yeongdeok Expressway → Jungbu Naeryuk Expressway → Gyeongbu Expressway → Jungang Expressway → Jungang Branch Expressway → Namyangsan TG (386.3 km / 326.9 km, about 4 hours and 20 minutes / 3 hours and 29 minutes)
 - **From Daegu** : Jungang Expressway → Jungang Branch Expressway → Namyangsan TG (98.2 km, about 1 hour and 14 minutes)
 - **From Busan** : Jungang Expressway → Jungang Branch Expressway → Namyangsan TG (21 km, about 37 minutes)
- 🏨 **Hotels**
 - Benikea Yangsan Hotel (51, Geumo 10-gil, Dong-myeon, Yangsan-si, 055-384-0093)
 - Tongdo Fantasia Condo & Hotel (68, Tongdo 7-gil, Habuk-myeon, Yangsan-si, 055-379-7000)
 - Eden Valley Resort (1206, Eosil-ro, Wondong-myeon, Yangsan-si, 055-379-8000)
 - INSTA Hotel Yangsan (8, Bukannam 7-gil, Yangsan-si, 055-367-7217)

Major Tourist Sites



Eden Valley Resort

Four season leisure town for the southernmost ski resort, golf course, water park, and leisure sports.

- 📍 1206, Eosil-ro, Wondong-myeon, Yangsan-si, Gyeongsangnam-do 📞 055-379-8000

Tongdo-sa (Temple)



The famous temple as Bulbojongchal of Three Jewels Temples in Korea has Jinsinsari of Sakyamuni

- 📍 108, Tongdosa-ro, Habuk-myeon, Yangsan-si, Gyeongsangnam-do 📞 055-382-7182

Wondong Apricot Flower Festival



An apricot flower festival hosted during the blossom of apricot flowers known as the messenger of Spring on March, every year.

- 📍 16-23, Yongdang-ri, Wondong-myeon, Yangsan-si, Gyeongsangnam-do 📞 055-392-2547

Experiences



Murantteul Village Experience T.055-374-3533

Tongdo Fantasia (attractions, water park) T.055-379-7000

Foods



▲ Sanchae Bibimbap



▲ Freshwater Fish Maeuntang



▲ Parsley Pork

Miryang

Telephone and website for tour guide

- Culture and Tourism Dept., Miryang-si: T. 055-359-5644
- Website: <http://tour.miryang.go.kr/main/>

Transportation information

- By Bus** : Getting off at Miryang Intercity Bus Terminal stop
- By Train** : KTX Miryang St.
- By Car**
 - From Seoul/Pyeongtaek : Gyeongbu Expressway → Yeongdong Expressway / Dangjin Yeongdeok Expressway → Jungbu Naeryuk Expressway → Gyeongbu Expressway → Jungang Expressway → Miryang IC (346.4 km / 287 km, about 3 hours and 50 minutes / 3 hours)
 - From Daegu: Jungang Expressway → Miryang IC (58.3 km, about 49 minutes)
 - From Busan: Jungang Expressway → Miryang IC (62.2 km, about 53 minutes)
- Hotels** : Miryang Tourist Hotel (055-356-3882, 5-1, Gagok 7-gil, Miryang-si)

Major Tourist Sites



Ice Valley Cable Car (The Flame Grass plain of Saja plain)

You can view the scenery of ice valley and sliver flame grass in Cheonhwang-san (Mt.)

- 241, Eoleumgol-ro, Sannae-myeon, Miryang-si, Gyeongsangnam-do ☎ 055-359-3000

Pyochung-sa (Temple)

Characteristic temple where Buddhism and Confucianism coexist.

- 1338, Pyochung-ro, Danjang-myeon, Miryang-si
- ☎ 055-352-1150



Yeongnamru (pavilion)

One of three pavilions in Korea together with Jinju Chokseokru and Pyeongyang Bubyekokru.

- 324, Jungang-ro, Miryang-si
- ☎ 055-359-5590



Miryang Arirang Festival

The festival which is famous for real music theater that 2000 citizen actors perform against backgrounds of Yeongnamru and Miryang-river (Hosted for 4 days during May)

- 324, Jungang-ro, Miryang-si (The whole riversides in Miryang)
- ☎ 055-359-4523 (Miryang Cultural Foundation)



Twin Tunnel

The first theme park of light in Korea established using characters to the closed tunnel in old Gyeongbu Expressway.

- 537-11, Samrangjin-ro, Samrangjin-eup, Miryang-si
- ☎ 055-802-8828



Experiences



Making Red Bean Jelly
Miryang Hancheon Theme Park T. 1577-6526



Herb Experience
Kkotsaemi Village T. 055-391-1518



Harvesting Strawberries
T. Strawberry harvesting place in Geojok Village 010-9330-5104

Foods



▲ Dwaeji-gukbap (Pork and Rice Soup)



▲ Black Goat Bulgogi



▲ Soosan Guksu (noodle)

Characteristic Festivals for Four Seasons

Jinhae Gunhang Festival
(The World Largest Cherry Blossom Festival, 4.1~4.10)



Royal Azaleas Festival
(Hosted during April to May)



Jinju Namgang Yudeung Festival
(10.1~10.14)



Hadong Marsh Clam Festival
(Around July)



Masan Gagopa Chrysanthemum Festival
(October to November)



Sancheong Herb Medicine Festival
(Around September to October)



PAKS MALL

Mr. Pak, "PJ" Sung-Ik

Cell: 010-3933-8328

Cell from U.S.: 011-82-10-3933-8328

Fax: 031-651-5030

Email: paksmall@hotmail.com

Facebook: p72717@yahoo.co.kr

**Coin, Patch, Plaque, Guidon, Hat, Beanie,
Embossed ID Tag, Tumbler, Board, Laminating, Mug,
Laser Engraving, Name Tag, Ornament, and more...**

Bring Your Idea, We will Make it Happen!



Hours of Opertaion

Mon-Fri 1000-1900

Sat 1000-1700

Sun closed

The Duke Tailor



We make...

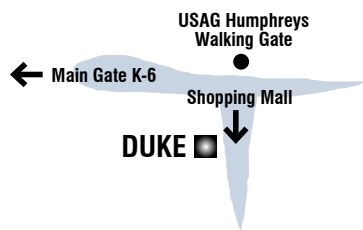
- ✂ Men's Suits
- ✂ Women's Dresses & Suits
- ✂ Men's & Women's Uniforms
- ✂ Party Shirts
- ✂ Costumes

If you can dream it, we can do it.

Located just outside the pedestrian gate of Camp Humphreys.

Mobile: 010-9431-7126

Email: thedukeoftailor@gmail.com



I am proud to serve you!

COLUMBIA TRICARE DENTAL CLINIC

TRICARE Dental Program Preferred Provider Since 2003

Woosung Yun, DDS

- Columbia University School of Dental & Oral surgery
- Columbia Presbyterian Hospital General Dentistry Residency
- Yale New Haven Hospital Dental Department Externship
- Columbia University School of Dental & Oral surgery
- Doctor of Dental surgery*
- North Carolina State University B.A. / B.S.
- Licensed in New York, New Jersey, Connecticut U.S.
- Diplomate of the American Board of Orthodontics



Son A Kim, DDS

- Columbia University School of Dental and Oral Surgery
- Advanced Education in General Dentistry*
- Columbia University School of Dental and Oral Surgery DDS
- Brown University: Bachelor of Science in Biology
- Bronx VA Hospital, NY, NY: Oral Biology Externship
- Columbia University School of Dental and Oral Surgery
- Oral Surgery Externship*
- Van Eten Hospital, NY, NY: Prosthodontics Externship



Orthodontics, General dentistry, Pedodontics

- Comprehensive dental care
- State of the art facility
- Infection control protocols following OSHA guidelines
- U.S. educated and licensed dentists
- English fluent doctors and staff members



Office Hours

Mon-Fri: AM 10:00 - PM 7:00
Lunch: PM 12:30 - PM 2:00
Saturday: AM 10:00 - PM 4:00
(Sun / Holiday: Closed)

For appointments,
 Call 02-3444-2872 or e-mail at
snip9@hanmail.net
www.cdental.co.kr

We Put You First



Navy Federal Credit Union serves the military, Coast Guard, veterans and their families. When you're a member, you benefit from a lifelong relationship with a financial institution that makes your financial goals a priority.

- **More than 300 branches worldwide, many located on or near bases**
- **24/7 access to stateside member reps**
- **Thousands of free ATMs¹ nationwide and fee rebates²**
- **Digital banking³ anytime, anywhere**
- **Early access to military pay with Direct Deposit**



ARMY
MARINE CORPS
NAVY
AIR FORCE
COAST GUARD
VETERANS

VISIT US TODAY.

Camp Carroll, Osan AB,
Yongsan, Camp Henry and
Camp Humphreys
(2 locations to serve you)

navyfederal.org

Federally insured by NCUA. ¹There are no fees for members who use their Navy Federal Debit Card at CO-OP Network® ATMs, in addition to participating California Walgreens. ²Up to \$10 per statement period with e-Checking, Flagship, and Campus Checking accounts; up to \$20 per statement period with Active Duty Checking*. Direct deposit required in order to receive fee rebates for Flagship Checking. ³Message and data rates may apply. Visit navyfederal.org for more information. Image used for representational purposes only; does not imply government endorsement. © 2018 Navy Federal NFCU 11445 (4-18)

