



Open the
[Online Form Filler](#)



Follow steps in
this presentation
to complete your
application.





Step 1: Getting Started

Read and agree to the “Privacy and Computer Fraud and Abuse Acts Notices and Disclaimers”.



TRAVEL.STATE.GOV
A SERVICE OF THE BUREAU OF CONSULAR AFFAIRS
U.S. Department of State

U.S. Passport Applications and Forms

Before you may enter your personal information to get a passport, you must review the Department of State's [Privacy and Computer Fraud and Abuse Acts Notices and Disclaimers](#)

This link opens a new page. Once you have read the notice and disclaimer, close that window and click on the box below to indicate you have read them.

I have read the Privacy and Computer Fraud and Abuse Acts Notices and Disclaimers.

Need Help?
For status checks visit passportstatus.state.gov or call 1-877-487-2778 or 1-888-874-7793 (TDD/TTY).
For general questions email NPIC@state.gov or call 1-877-487-2778 or 1-888-874-7793 (TDD/TTY).
For technical issues email PassportWeb@state.gov.

 This site is managed by the Bureau of Consular Affairs, U.S. Department of State. External links to other Internet sites should not be construed as an endorsement of the views contained therein. [Copyright Information](#) [Disclaimers](#)





Step 2: Click the Submit Button

U.S. DEPARTMENT of STATE
Online Passport Application

TRAVEL.STATE.GOV

[? Need help with this Site?](#)

[Estimate Your Passport Fees](#)

Fill out your application online

What you'll need:

- Most recent passport book (if applicable)
- Emergency contact information
- A printer
- [Adobe Acrobat Reader](#)

Complete Online & Print

- Apply for a first-time passport book or card
- Renew your passport book or card
- Apply for a child's passport book or card
- Update or correct passport information
- Replace a damaged or limited validity passport

Report Lost or Stolen

- **SUBMIT ONLINE:** A lost or stolen report for an adult
- **Print out and mail:** A lost or stolen report for an adult
- **Print out and mail:** A lost or stolen report for a minor

Check Status

- Check the status of a recently submitted passport application

Submit





Step 3: Complete All Fields of the Form



Do not leave a field blank, unless it does not apply to you.

About the Applicant

First Name: *

JOHN

Middle Name:

G

Last Name: *

DOE

Suffix:

Date Of Birth (MM/DD/YYYY): * ?

01/01/1975

City Of Birth: * ?

WASHINGTON

Country Of Birth: * ?

UNITED STATES ▼

State/Territory Of Birth: * ?

DC - DISTRICT OF COLUMBIA ▼

Social Security Number: * ?

000-00-0000

Sex: *

Male Female

Height: *

Feet: 6 ▼ Inches: 0 ▼

Hair Color: *

BLONDE ▼

Eye Color: *

BLUE ▼

Occupation: * ?

OFFICER

Employer or School: ?

ARMY

<< Previous

Next >>





Step 4: Indicate How You Want to Receive Your Completed Passport

Completed passports are returned in one of five ways:

1. **DET – Domestic** for domestic military personnel not described below.
2. **DET – Overseas** for overseas military personnel not described below.
3. **Courier** – for any military unit that delivers and picks up at SIA’s counter (e.g. DTRA, DDCT, DDGN, etc.).
4. **Pentagon** – for personnel currently assigned to the Pentagon.
5. **U.S. Embassy or Consulate** – for personnel applying from a diplomatic mission abroad.



Identify your location type from the list above, then continue. The next two slides provide directions about how to complete the Street Address fields of the online form based on your selection above.



Step 4a: Contact Information/Street Address



**In the Street Address field of the Online Form,
write one of the following to tell SIA
how to return your passport:**

DET-Domestic



Street Address/RFD#, P.O. Box, or URB: *

DOD/DET

DET-Overseas



Street Address/RFD#, P.O. Box, or URB: *

DET-ANSBACH

List "DET-" and your installation.
Example: DET-ANSBACH

[Overseas Military
Installation List](#)

Courier



Street Address/RFD#, P.O. Box, or URB: *

COURIER

Pentagon



Street Address/RFD#, P.O. Box, or URB: *

PENTAGON

[Remind Me What
Each One Means](#)

**US Embassy
or Consulate**



Street Address/RFD#, P.O. Box, or URB: *

CITY NAME (E.G. LONDON, BANGKOK)





Step 4b: Contact Information/Street Address

In the **Street Address 2** field enter your DOS-assigned [AGENCY CODE](#) and [REIMBURSEMENT CODE](#) (**mandatory**).

In the **City, Country, State, Zip** enter **WASHINGTON, UNITED STATES, DC, 20006**

Contact Information

Where should the passport be mailed?

Note: Please complete this section with a mailing address even if you are picking up your new passport directly from a passport agency.

Street Address/RFD#, P.O. Box, or URB: *

DOD/DET

Street Address 2

(apartment, company, suite, unit, building or floor if applicable): ?

DAGN, DOD/DAGN

City: *

WASHINGTON

Country: *

UNITED STATES

State: *

DC - DISTRICT OF COLUMBIA

Zip Code: *

20006

In Care Of (e.g. In Care Of - Jane Doe): ?

[What is my Agency or Reimbursement Code?](#)






Step 5: Travel Plans


Enter known or anticipated travel plans.

Travel Plans


Please complete this section with **known** or **anticipated** travel plans.

Date Of Your Trip (MM/DD/YYYY)? 

01/05/2019

Date Of Your Return (MM/DD/YYYY)? 

01/19/2019

Countries To Be Visited? 

ZIMBABWE

Note: If you are traveling within two weeks, do not mail in your passport application. If you do, your application may not be completed before your travel date. Please call the National Passport Information Center at 1-877-487-2778 (TDD: 1-888-874-7793) to make an appointment to appear in person at a Passport Agency and receive expedited processing. The automated appointment system is available twenty-four hours a day, seven days a week

[<< Previous](#)

[Next >>](#)





Step 6: Emergency Contact

Enter who to contact in case of an emergency.

Who should we contact in case of an emergency?

First & Last Name: ?

JANE DOE

Street Address / RFD# Or P.O. Box: ?

1 MAIN ST

Apt/Suite#:

City: ?

LOS ANGELES

State: ?

CA - CALIFORNIA ▼

Zip Code: ?

90020

Telephone Number (no dashes): ?

3101001000

Relationship: ?

SPOUSE

<< Previous

Next >>





Step 7: Your Most Recent Passport

- Enter the information for your most recent **SPECIAL ISSUANCE PASSPORT BOOK**.
- If you have never been issued a special issuance passport, you may enter the information of your most recent regular passport. You must submit a copy of the bio page of your regular passport with your application – **DO NOT SUBMIT YOUR REGULAR PASSPORT**.



The screenshot shows the 'Your Most Recent Passport' section of the U.S. Department of State's online passport application. The header includes the U.S. Department of State logo, the text 'U.S. DEPARTMENT of STATE Online Passport Application', and the URL 'TRAVEL.STATE.GOV'. A link for 'Need help with this Site?' is also present. The main question is 'Have you been issued any of the following? *' with four radio button options: 'Passport Book', 'Passport Card', 'Both', and 'None'. Below the options are two buttons: '<< Previous' and 'Next >>'. At the bottom, there is a 'Need Help?' section with contact information for status checks, general questions, and technical issues.

U.S. DEPARTMENT of STATE
Online Passport Application
TRAVEL.STATE.GOV

Need help with this Site?

Your Most Recent Passport

Have you been issued any of the following? *

Passport Book Passport Card Both None

<< Previous Next >>

Need Help?
For status checks call [1-877-487-2778](tel:1-877-487-2778) or [1-888-874-7793](tel:1-888-874-7793) (TDD/TTY).
For general questions email NPIC@state.gov or call [1-877-487-2778](tel:1-877-487-2778) or [1-888-874-7793](tel:1-888-874-7793) (TDD/TTY).
For technical issues email PassportWeb@state.gov





Step 7 cont'd: Your Most Recent Passport

Even if your most recent special issuance passport book was issued for two years or less, select “No” to the question below.



U.S. DEPARTMENT of STATE
Online Passport Application

TRAVEL.STATE.GOV

Need help with this Site?

Your Most Recent Passport

Was the data printed correctly in your most recent document? *

No, it was printed incorrectly on my passport book

Yes, it was printed correctly

Has your name changed since your most recent document was issued? *

Yes, it has changed since I got my passport book

No, it has not changed since I was issued a document

Was your most recent passport book limited for two years or less? *

Yes No

<< Previous Next >>


Note: Validity periods of two years or less for special issuance passports are considered full validity based upon entitlement.





Step 8: Applicant's Parent & Spouse Information

Enter parent and spouse information for the applicant.

 U.S. DEPARTMENT of STATE
Online Passport Application
TRAVEL.STATE.GOV

[? Need help with this Site?](#)

Applicant's Parent & Spouse Information

Note: Please fill in as much information as you know.
If completing as a THIRD PARTY or PARENT OF MINOR, complete the form in the context of the applicant NOT yourself.

Mother/Father/Parent Of Applicant Unknown

First & Middle Name: * Last Name (at Parent's Birth): *

Date Of Birth (MM/DD/YYYY): ? Place Of Birth: ? Sex: * Male Female U.S. Citizen: * ? Yes No

Mother/Father/Parent Of Applicant Unknown

First & Middle Name: * Last Name (at Parent's Birth): *

Date Of Birth (MM/DD/YYYY): ? Place Of Birth: ? Sex: * Male Female U.S. Citizen: * ? Yes No

Spouse Of Applicant

Has Applicant Ever Been Married? * ? Yes No

[<< Previous](#) [Next >>](#)





Step 9: Other Names

Enter any other names used. If not applicable, leave blank.

The screenshot shows the 'U.S. DEPARTMENT of STATE Online Passport Application' interface. The header includes the Department of State logo, the text 'U.S. DEPARTMENT of STATE Online Passport Application', and 'TRAVEL.STATE.GOV'. A link for 'Need help with this Site?' is visible. The main heading is 'Are you known by other names?'. Below this, there is a section for 'Other Names' with a help icon. Two input fields are provided: 'Other First Name:' and 'Other Last Name:'. A button labeled '+ Add Another Name' is located below the first field. At the bottom of the form area, there are two navigation buttons: '<< Previous' and 'Next >>'. A 'Need Help?' section at the bottom provides contact information: 'For status checks call 1-877-487-2778 or 1-888-874-7793 (TDD/TTY). For general questions email NPIC@state.gov or call 1-877-487-2778 or 1-888-874-7793 (TDD/TTY). For technical issues email PassportWeb@state.gov'.





Step 9: Personal Application Review

Check all information before printing the form.

Personal Application Review
Check your information before printing your form. Making handwritten changes will slow down our processing of your form.

Name Provided: **JOHN G DOE** [Edit](#)
Date Of Birth: **01/01/1975**
Place Of Birth: **WASHINGTON, DC**
Social Security Number: **000-00-0000**
Sex: **Male**
Height: **6FT. 0IN.**
Hair Color: **BLONDE**
Eye Color: **BLUE**
Occupation: **OFFICER**
Employer: **ARMY**

Mailing Street Address: **DOD/DET** [Edit](#)
Mailing Street Address 2: **DAGN, DOD/DAGN**
City: **WASHINGTON**
Country: **USA**
State: **DC**
Zip Code: **20006**
In Care Of:

Permanent Address Same As Yes [Edit](#)
Mailing Address?:

Email Address: **JOHN.G.DOE@MAIL.MIL** [Edit](#)
Home Phone: **7038365781**

Date Of Trip: **01/14/2019** [Edit](#)
Return Date from Trip: **01/21/2019**
Countries To Be Visited: **ZIMBABWE**



Step 10: Passport Products and Fees

To proceed, select “Passport Book (\$110)”.

Applicants do not pay fees to the Department of State for a special issuance passport.



The screenshot shows the "U.S. DEPARTMENT of STATE Online Passport Application" interface. The page title is "Passport Products and Fees". Below the title, it says "Travel Document For JOHN G DOE". Under "Passport Options", there are two choices: "Passport Book (\$110):" which is selected with a radio button and has a price of \$110, and "Passport Card (\$30):" which is not selected. A red arrow points to the "Passport Book (\$110):" option. The "Passport Book (\$110):" option has a checked checkbox for "52 Page Book (Non-Standard)". Below this, there is a description: "The Non-Standard Passport 52-page book is for those who frequently travel abroad and is recommended for applicants who have previously required the addition of visa pages." The "Passport Card (\$30):" option has a warning: "The U.S. Passport Card CANNOT be used for international air travel. This travel document can be used to enter the United States from Canada, Mexico, the Caribbean, and Bermuda at land border."

The application fee is billed separately and paid by the relevant agency as indicated by the reimbursement code.

Refer back to:

[Step 4 - Contact Information](#)







Step 11: Next Steps


Click on “Create Form” to generate PDF


Note: If multiple applications are being generated from the same computer, the button “Exit and Start New Form” must be clicked in between each application.

3 What to Submit With Your Form(s)

One Recent Passport Photo
 [Click here](#) to view details on submitting a passport photo

Correct Passport Fees
 Your total passport fees are: \$165
See the [Passport Fees](#) for more information.


Proof of U.S. Citizenship
 Birth Certificate, Certificate of Naturalization, Consular Report of Birth Abroad, Citizenship Certificate or a previous U.S. passport. See Section 2 of [How to Apply in Person for a Passport](#).

Proof of Identity
 Valid Photo ID, like a Driver's License. [Click here](#) for more information on submitting Proof of Identity

I have read and acknowledge the steps and information contained above.

1. Create Form This will generate your passport form(s) as a .pdf file. Review the .pdf file for accuracy and completeness. If there is an error in your form(s), please start a new application. Create Form * Adobe Acrobat is required	2. Exit and Start New Form This will delete any information you have typed in and return you to the beginning of the online process so you may complete another form. Start New Application
---	--

For more information on how and where to apply for a passport, See [Get or Renew a Passport](#).



Ignore the correct passport fees box





Example of Printed Application



U.S. PASSPORT RENEWAL APPLICATION FOR ELIGIBLE INDIVIDUALS

OMB CONTROL NO. 1405-0020
OMB EXPIRATION DATE: 09-30-2019
ESTIMATED BURDEN: 40 MIN

Please Print Legibly Using Black Ink Only

Attention: Read WARNING on page 1 of instructions

Please select the document(s) for which you are applying:

- U.S. Passport Book U.S. Passport Card Both
The U.S. passport card is not valid for international air travel. For more information see page 1 of instructions.
- Regular Book (Standard) Large Book (Non-Standard)

Note: The large book option is for those who frequently travel abroad during the passport validity period, and is recommended for applicants who have previously required the addition of visa pages.

1. Name Last

DOE

First

JOHN

Middle

G

2. Date of Birth (mm/dd/yyyy)

01 01 1975

3. Sex

M F

4. Place of Birth (City & State if in the U.S., or City & Country as it is presently known.)

WASHINGTON, DC

5. Social Security Number

000 00 0000

6. Email (Info alerts offered at travel.state.gov)

JOHN.G.DOE@MAIL.MIL

7. Primary Contact Phone Number

703-836-5781

8. Mailing Address: Line 1: Street/RFD#, P.O. Box, or URB.

DOD/DET

Address Line 2: Clearly label Apartment, Company, Suite, Unit, Building, Floor, In Care Of or Attention if applicable. (e.g., In Care Of - Jane Doe, Apt # 100)

DAGN, DOD/DAGN

City

WASHINGTON

State

DC

Zip Code

20006

Country, if outside the United States

9. List all other names you have used. (Examples: Birth Name, Maiden, Previous Marriage, Legal Name Change. Attach additional pages if needed)

A.

B.



D O DP DOTS Code _____
 End. # _____ Exp. _____



Find Your Organization (pg.1) ([pg.2](#))

Department of Defense (Branches followed by Misc. alphabetical listing)	Agency Code	Reimbursement Code
Air Force	DFGN	DOD/DFGN
Army	DAGN	DOD/DAGN
Marines (excluding Marine Corps Security Group)	DMGN	DOD/DMGN
Navy	DNGN	DOD/DNGN
89th Aerial Port Squadron Joint Base Andrews	DFMA	DOD/DFMA
Corporate Travel Services	DDCT	DOD/DDCT
Defense Contract Audit Agency	DOD/DCAA	DOD/DCAA
Defense Information Systems Agency	DISA	DOD/DISA
Defense Intelligence Agency	DDIA	DOD/DDIA
Defense Logistics Agency	DDLA	DOD/DDLA
Defense Mapping Agency	DDMA	DOD/DDMA
Defense Threat Reduction Agency	DTRA	DOD/DTRA
Department of Defense Education Activity (DODEA)	DDDS	DOD/DAGN
Invitational Travel Order	DOD/ITO	DOD/ITO
Marine Corps Security Group (For DIPLOMATIC PASSPORTS ONLY)	DMSG	STDS
Marine Corps Security Group (For OFFICIAL & "MILITARY DEPENDENT")	DMSG	DOD/DMSG

[← Go Back](#)

Special Issuance Agency • U.S. Department of State

Find Your Organization ([pg.1](#)) (pg.2)

Department of Defense (Continued - Misc. alphabetical listing)	Agency Code	Reimbursement Code
National Defense University	DDDU	DOD/DAGN
National Geospatial Intelligence Agency	DOD/NGA	DOD/NGA
National Task Force	DOD/NTF	DOD/NTF
Naval Support Unit, State Department	DNSB	DOD/DNSB
Secretary of Defense	DDSD	DOD/DDSD
Special Group 360C	DDGN/360C	DOD/DDGN
Special Group 360D	DDGN/360D	DOD/DDGN
Special Group 360H - Joint Special Operations Command	DDGN/360H	DOD/DDGN
Special Group 360HC - 160th SOAR (A)	DDGN/360HC	DOD/DDGN
Special Group 360N - Naval Special Warfare Development Group	DDGN/360N	DOD/DDGN
Special Group JTAT	DDGN/JTAT	DOD/DDGN
Special Group DMRAA - Defense Mission Resources an Alignment Activity	DDGN/DMRAA	DOD/DDGN
Special Group OGSR	DDGN/OGSR	DOD/DDGN
Special Group SOMD - Support Operations Management Division	DDGN/SOMD	DOD/DDGN
Special Group ECA - Executive Control Administration	DDGN/ECA	DOD/DDGN
White House - Communications Agency	DOD/WHCA	DOD/WHCA
White House - Military Office	DOD/WHMO	DOD/WHMO

[← Go Back](#)

What's Your Overseas Installation

Jump to your country:

([Aus-Ger](#))

([Hon-Jap](#))

([Kuw-UAE](#))

([United Kingdom](#))

COUNTRY	INSTALLATION IDENTIFIER <i>Write in Street Address (See Instruction)</i>	LOCATION OF ACCEPTANCE FACILITY <i>**Not to be written anywhere on the application**</i>
Australia	DET - Alice Springs	8 WHITTAKER STREET
Bahrain	DET - Warehouse Bay 6	UIC: 40396 BSA/GSK BANZ WAREHOUSE BAY 6, 1 JUFFAIR AVENUE
Belgium	DET - Benelux	LEUVENSESTEENWEG 13 ST.
Belgium	DET - SHAPE	RUE DU POTOMAC 253
Germany	DET - Ansbach	VON STUEBEN STR BUILDING 5818 ROOM 118
Germany	DET - Baumholder	BLDG 8660 BEYONET DRIVE, SMITH BARRACKS
Germany	DET - Boeblingen	PANZER STRASSE, PANZER KASERNE BUILDING 2915, ROOM 314
Germany	DET - Garmisch	BREITENAUER STRASSE 16, BUILDING 203
Germany	DET - Geilenkirchen	BUILDING 88 SACEUR AVENUE
Germany	DET - Grafenwoehr	BUILDING 244, ROOM 131 SUTTER STRASSE
Germany	DET - Hohenfels	GENERAL PATTON DRIVE BUILDING 10, ROOM 103
Germany	DET - Kaiserslautern	USAG-RP UNIT 23152 PASSPORT OFFICE
Germany	DET - Landstuhl	3766 MUNSON CIRCLE
Germany	DET - Ramstein	MITCHELL AVE, BUILDING 2106, ROOM 110
Germany	DET - Spangdahlem	52 FSS/FSPS/PASSPORT OFFICE GEB 131 RM 103
Germany	DET - Stuttgart	HQ SOCEUR ATTN: J1, GEB 2302, ZIM 215
Germany	DET - Stuttgart-Mohringen	PLIENINGER STR 289, GEB 3306
Germany	DET - Wiesbaden	USAG WIESBADEN, WELLS AVE. UNIT 29623 BUILDING 1023E, ROOM 160
Germany (DTRA)	DET - Kaiserslautern-DTRA	DTRA-EUROPEAN OPS DIV, KLEBER KASERNE BUILDING 3211, ROOM 218, MANNHEIMER STRASSE

[← Go Back](#)

Special Issuance Agency • U.S. Department of State

What's Your Overseas Installation

Jump to your country:

[\(Aus-Ger\)](#)

[\(Hon-Jap\)](#)

[\(Kuw-UAE\)](#)

[\(United Kingdom\)](#)

<u>COUNTRY</u>	<u>INSTALLATION IDENTIFIER</u> <i>Write in Street Address (See Instruction)</i>	<u>LOCATION OF ACCEPTANCE FACILITY</u> <i>**Not to be written anywhere on the application**</i>
Honduras	DET - Soto Cano	J1 DIRECTORATE
Italy	DET - Aviano	PASSPORT AGENT BUILDING 1413 AREA FLIGHT LINE
Italy	DET - Catania	SS 192 KM 76
Italy	DET - Napoli	COMANDO MARINA MILITARE AEROPORTO DI CAPODACHINO VIALE FULCO RUFFO DI CALABRIA
Italy	DET - Sigonella	STRADA STATALE 417, BUILDING 476
Italy	DET - Vicenza	VIALE DELLA PACE 193, Building 28, Room 16
Japan	DET - Atsugi	BUILDING 71, AYASE-SHI FUKAYA OGAMI KANAGAWA-KEN
Japan	DET - Camp Foster	HSBN MCB MCIPAC UNIT 35003
Japan	DET - Camp Zama	BUILDING 102, D-WING CAMP ZAMA ZAMA-SHI, KANAGAWA
Japan	DET - Iwakuni	ROOM 118, BUILDING 608, MCAS IWAKUNI MISUMI-CHO, IWAKUNI-SHI YAMAGUCHI-KEN
Japan	DET - Kadena	18 FSS/FSMPS UNIT 5134, BOX 50
Japan	DET - Kadena-Cho	515-1 NAKAHARA KADENA, BUILDING 3554 KADENA-CHO
Japan	DET - Misawa	64 HIRAHATA MISAWA, AOMORI
Japan	DET - Sasebo	PSD SASEBO, U.S. FLEET ACTIVITIES, SASEBO BLDG 200 HIRASE-CHO, MUBANCHI SASEBO-SHI
Japan	DET - Torrii Station	BUILDING 216, ROOM 121 SOBE YOMITAN-SAN
Japan	DET - Yokosuka	BUILDING 1555, 1-1 HONCHO, 3RD FLOOR, ROOM 300-B KANAGAWA YOKOSUKA
Japan	DET - Yokota	374 FSS/FSMPS BLDG 316 RM 121
Japan	DET - Yokota Fussi-Shi	J3OSSJ, UNIT 5217, BUILDING 106
Japan	DET - Yokota-Tokyo	BUILDING 803

[← Go Back](#)

What's Your Overseas Installation

Jump to your country:

[\(Aus-Ger\)](#)

[\(Hon-Jap\)](#)

[\(KuW-UAE\)](#)

[\(United Kingdom\)](#)

<u>COUNTRY</u>	<u>INSTALLATION IDENTIFIER</u> <i>Write in Street Address (See Instruction)</i>	<u>LOCATION OF ACCEPTANCE FACILITY</u> <i>**Not to be written anywhere on the application**</i>
Kuwait	DET - Camp Arifjan	ASG-KU-HNA, BUILDING 216, ROOM 104
Netherlands	DET - Brunssum	U.S. PASSPORT OFFICE, RIMBURGERWEG 30
Norway	DET - Stavanger	EIKESETVEIEN 29, BUILDING 24
Qatar	DET - Al Udeid	BUILDING 3895, 6671 PRECISION ROAD
Saudi Arabia	DET - USMTM Riyadh	3235 – Ad Difa Unit No. 11Ar
Singapore	DET - Singapore	COMLOG WESTPAC, PSA SEMBAWANG PSA SEMBAWANG TERMINAL BLDG 7-4
South Korea	DET - Camp Henry	ICHEON-DONG, NAM GU BUILDING 1805
South Korea	DET - Camp Humphrey's	BUILDING 577, ROOM 103
South Korea	DET - Kunsan	AVENUE C, BUILDING 755, ROOM 128
South Korea	DET - Osan	UNIT 2065, BUILDING 936, ROOM 120
Spain	DET - Rota	NAVAL STATION ROTA: RECEIVING BUILDING #55
Thailand	DET - Rajvithi	ARMED FORCES RESEARCH INSTITUTE OF MEDICAL SCIENCES 315/6 RAJVITHI ROAD
Turkey	DET - Adana	GUZELEVLER MAHALLESİ GIRNE BULVARI NO. 212 YUREGIR
UAE	DET - Al Dhafra	FB4811, 380 ELRS/LGRDDC, ATTN: 380 AEW/HNCO

[← Go Back](#)

Special Issuance Agency • U.S. Department of State

What's Your Overseas Installation

Jump to your country:

[\(Aus-Ger\)](#)

[\(Hon-Jap\)](#)

[\(Kuw-UAE\)](#)

[\(United Kingdom\)](#)

<u>COUNTRY</u>	<u>INSTALLATION IDENTIFIER</u> <i>Write in Street Address (See Instruction)</i>	<u>LOCATION OF ACCEPTANCE FACILITY</u> <i>**Not to be written anywhere on the application**</i>
United Kingdom	DET - RAF Alconbury	BLDG 671 ERMINE STREET
United Kingdom	DET - RAF Croughton	UNIT 4622, BRACKLEY
United Kingdom	DET - RAF Lakenheath	BUILDING 977, FIRST FLOOR
United Kingdom	DET - RAF Menwithill	UNIT 8431, BUILDING 416, ROOM 6 HARROGATE
United Kingdom	DET - RAF Mildenhall	100 FSS/FSMPS BLDG 436, RM 205, BURY ST
United Kingdom	DET - RAF Molesworth	UNIT 5805

[← Go Back](#)