

SOUTHERN EXPOSURE SEED EXCHANGE



SAVING THE PAST
FOR THE FUTURE



Dear Valued Customers & Gardening Friends,

Welcome to our 2023 catalog! This year we welcome 28 new varieties to the catalog, and welcome back many other varieties.

Interesting new varieties this year include Utopian Ultracross Collards (p. 23), a celebration of heirloom collards – 21 heirloom varieties crossed with each other for a wonderful range of colors and leaf shapes.

Nemagreen lima (p. 9) is a rare root knot nematode-resistant bush variety. Puerto Rico Everblush okra (p. 32) is a Puerto Rican heirloom that's been further selected for flavor, color, and vigor. Florida Conch southern pea (p. 36) is a rare heirloom, famous for its great flavor and creamy texture.

We've really enjoyed doing pepper trials the last several years, and many new peppers debut this year. Greek Pepperoncini (p. 41) is a nice pepperoncini variety, while Gochugaru (p. 42) is an early and productive Korean hot pepper that's great for drying.

Pimiento Lago Agrio (p. 40) and Pimiento Arrugado (p. 41) are Ecuadorean varieties – Pimiento Lago Agrio is a rare chinense-type sweet pepper, which gives it better disease resistance than most other sweet peppers, while Pimiento Arrugado is a very mild spice pepper with great flavor.

Returning varieties include Kentucky Rainbow dent corn (p. 15), Bowling Red okra (p. 31), and Tropic VFN tomato (p. 50).



**Southern Exposure
Seed Exchange**

Many heirloom tomatoes return this year, including Kentucky Pink Stamper (p. 51), Yellow Mortgage Lifter (p. 53), Hazelfield Farm Red (p. 49), and Yellow Oxheart (p. 53).

Here in central Virginia, we had decent enough weather, and were actually a bit on the cool side, with heavy rain in August, in contrast to most other folks. (It's strange to talk to folks in New Jersey and hear that they've been hotter and drier than we are!) Thankfully, wildfires weren't as bad this last year, but growers in Texas and the Southwest had terrible heat that killed off many crops, and the West Coast and the Pacific Northwest were still much hotter than usual. Some states in the Southeast had droughts, while others had heavy rain. The lumpiness of climate change weather is a thing! All told, crop failures added up to something like 10 varieties lost to heat, 10 lost to drought, 10 lost to heavy rains and flooding, and 10 lost to early fall frosts, plus 5 lost to critters (deer etc.).

We're getting to conferences again! See our events calendar on the inside back cover for conferences we'll be at this year. See our website for more events – Ira and Irena often give talks and seed cleaning workshops on our farm and in the local area.

*We wish you an
abundant harvest!*

Metric Madness!

We indicate weight in grams for most sizes. You may find these conversions helpful.

28 g = 1 oz

114 g = 4 oz = ¼ lb

227 g = 8 oz = ½ lb

454 g = 16 oz = 1 lb

4 Easy Ways to Order

Online

www.SouthernExposure.com

Our online store contains everything in our catalog and more! Browse our website or save time with our online **Quick Order** form.

Phone (540) 894-9480

Our phone hours are:

**9 am–5 pm, M–F, January 1–May 31, and
11 am–3 pm, M–F, June 1–December 31 (EST).**
Please have your order and credit card ready.

Fax (540) 266-1021

Fax your order anytime 24/7. Please use the order form on page 87 or download one at www.SouthernExposure.com

**Mail P.O. Box 460
Mineral, VA, 23117**

Please use the order form on page 87.

**Complete ordering instructions & conditions
can be found on page 86.**

Brief Index

Complete index on page 91.

Vegetables.....	5–59
Cotton.....	67–68
Garlic.....	19–20
Mushrooms.....	29–30
Perennial Onions.....	34
Herbs.....	60–65
Flowers.....	66–73
Grains & Cover Crops.....	74–77
Books.....	77–80
Supplies.....	80–81
Mixes & Sampler Packs....	82
Potatoes.....	83
Sweet Potatoes.....	84

Garden Planner

SouthernExposure.com/gardenplanner

Could you use help with garden planning? Our simple, powerful online tool helps manage your garden throughout the season and from year to year.

- ☞ Easily map plantings
- ☞ Organize crop rotations
- ☞ Twice-a-month email planting reminders
- ☞ Order seeds directly from the planner

Try it free for a week – then you decide whether to subscribe for as low as \$29 per year.



Featured SESE Seed Growers

Wild Garden Seed

Frank and Karen Morton have been running Wild Garden Seed (WGS) in Philomath, Oregon since 1994, selling hundreds of varieties that they grow through their own catalog (www.wildgardenseed.com) and to seed companies such as SESE.

Frank started out as a market grower in the early '80s, and soon started saving seed crops from favorite varieties and from interesting crosses that popped up in the fields. As more and more seed accumulated, Karen said he should start selling it, and they were off and running.

Oregon is usually blessed with mild, dry summers, and Frank has bred hundreds of colorful lettuce varieties over the years that love those conditions for making their seed. Many of them are featured in their Wild Garden Lettuce Mix, and SESE also carries the original varieties Mayan Jaguar and Outredgeous. Other great varieties bred by WGS that SESE carries include Delicata Zeppelin squash, Lacinato Rainbow Mix kale, and Scarlet Ohno Revival turnip.

In more recent years, more of their energies are going to flower seed crops – reducing their farm load by being able to grow a ton of flower varieties in a smaller amount of space. There's not much public information available about flower seed saving, so many seed savers are excited by Frank's work! Frank has done a lot to help seed growers by sharing knowledge in many areas related to growing and cleaning seed, such as using hot water to kill seed borne pathogens and working with inventor Mark Luterra to design the Winnow Wizard seed cleaner that's loved by so many seed growers. (SESE is a happy owner of the 10th Winnow Wizard that Mark built!)

Wild Garden Seed stays a small business. Karen runs the office, and their sons Kit and Taj maintain the website and the catalog. Along with a small, dedicated crew they grow the seeds and pack the seeds and it flies on out the door!



Sydney Penner and Family Farm

Sydney grew up in a Mennonite family on an organic farm in Nova Scotia, Canada. He met his wife, Erin, who is from Iowa, in college. They have 2 kids, Katherine and Nathaniel. They became teachers, moving to Kentucky to teach at Asbury University. Erin teaches English literature full-time, while Sydney teaches philosophy part-time. Juggling teaching and farming is an ongoing challenge, the balance of which has to adjust as the course load changes.

They grow many veggie crops for market; Sydney says he's often the guy who brings more unusual crops to market, such as roselle, kabocha squash, and red-skinned turnips. Beans are a particular passion – besides loads of green beans, he grows numerous varieties of drying beans for the market as well. And he grows many bean seed crops for SESE, including Black-Seeded Kentucky Wonder, Dean's Purple, and greasy beans. He also grows beans' leguminous cousins – southern peas – with varieties such as Big Red Ripper and Peking Black.

After renting land for 6 years, they bought their new farm in 2021, a 17-acre parcel in Central Kentucky near Harrodsburg that used to be part of a larger farm that raised grains and animals. The land had been overgrazed, and was full of prickly weeds, but the soil structure is mostly promising, and they're working on getting things back in shape. Besides market crops and seed crops, they're hoping to get into berries and grapes, as well as planting many trees to attract wildlife.



Order online for fastest service & largest selection:

www.SouthernExposure.com

You'll find everything in our catalog, plus:

- ☞ updated availability
- ☞ more growing guides
- ☞ retail stores that sell our seeds
- ☞ profiles of 20+ farms that grow seeds for us
- ☞ our popular Seed Saving handout
- ☞ our Blog
- ☞ Fall & Winter Quick Reference
-and more!

Our Guarantee We guarantee that you will be 100% satisfied with our seeds, bulbs, slips, and accessories, or we will replace the dissatisfactory item or refund the purchase price according to your choice. We do not sell, rent, or exchange any customer names, phone numbers, e-mail addresses or other information from our mailing list. See Ordering Information on page 86 for complete details.



AAS Winners All-America Selections (AAS) is an independent, non-profit organization that tests new varieties then introduces only the best garden performers as AAS Winners.

Open Source Seeds

The OSSI Pledge: You have the freedom to use these



OSSI- Pledged seeds in any way you choose. In return, you pledge not to restrict others' use of these seeds or their derivatives by patents or other means, and to include this Pledge with any transfer of these seeds or their derivatives.

Ark of Taste

The Ark of Taste is a listing of rare traditional foods compiled by the Slow Food movement to protect these products from extinction and encourage good, clean, fair food for all.



Especially Well-Suited to the Southeast: These varieties thrive in the conditions particular to the southeastern United States. All our varieties are well-adapted to the mid-Atlantic, but varieties with this symbol are particularly well suited to hot, humid summers.

Heirloom: We define heirlooms as varieties introduced before 1940. Our definition is stricter than that used by many others.

Seed from Small Eco Farms: Seeds from small farmers in our seed grower network. Most of these farms are family-owned. Some are cooperatives. For farmer profiles, see above, and more on our website.



OG USDA Certified Organic: we are certified by Quality Certification Services (QCS). Our organic certificate is online at www.SouthernExposure.com.

Join us for live and hybrid **food, farm, and gardening** events held throughout the year.



HERITAGE HARVEST FESTIVAL AT MONTICELLO



Visit heritageharvestfestival.com



Charlottesville
ALDEMARE COUNTY, VIRGINIA

VIRGINIA IS FOR LOVERS

Monticello

Southern Exposure Seed Exchange

Southern Exposure Programs & Affiliations

The Safe Seed Pledge

Agriculture and seeds provide the basis upon which our lives depend. We must protect this foundation as a safe and genetically stable source for future generations. For the benefit of all farmers, gardeners, and consumers who want an alternative, we pledge that we do not knowingly buy or sell genetically engineered seeds or plants. The mechanical transfer of genetic material outside of natural reproductive methods and between genera, families, or kingdoms poses great biological risks, as well as economic, political, and cultural threats. We feel that genetically engineered varieties have been insufficiently tested prior to public release. Further, we wish to support agricultural practice that encourages healthier soils, genetically diverse agricultural ecosystems, and ultimately, people and communities.

Plant a Row for the Hungry

Support those in need in our local communities. Learn how to get started in your town: www.gardenwriters.org/Par/



SEED PROGRAMS INTERNATIONAL works to provide quality seed to impoverished communities in developing countries. In addition to seed, SPI provides critical seed expertise and experience operating seed-based self-help programs. Learn more or make a donation: www.seedprograms.org

Gift Certificates

We offer gift certificates in any whole dollar amount. Simply send us the name and full address of the recipient along with payment. We will send a catalog with the gift certificate code. You may include a personal message to the recipient.



Fundraisers

Make your next fundraiser a bountiful experience! We help schools and nonprofit organizations raise money by selling easy-to-grow seed collections. Visit www.southernexposure.com/fundraisers to learn more, or contact us by email at fundraiser@southernexposure.com.




Seed Storage

Most seeds can be stored for more than a year if kept clean, cool, dry, and out of light. Some seeds (onions, parsnips, salsify, spinach, supersweet corn) are only good for a year unless stored well. For long-term storage, store packets in a larger container (such as an airtight tupperware or a mason jar with a two-piece lid) and tightly seal for storage in your fridge or freezer. (Be careful to let the container warm to room temperature before opening.)

Donation Seeds

We donate seeds to worthy causes. Read about our program on our website – we donated to more than 120 organizations in 2022.

Books by SESE's own Ira Wallace and our friend and neighbor Pam Dawling: See pg. 77.



We're proud to help sponsor the Charlottesville area **Buy Fresh Buy Local Guide**. The **Piedmont Environmental Council** launched Virginia's first BFBL chapter. Their work has inspired us to be more active in support of local food and farms. We hope you will be inspired as well. The website and guides explain why and how to buy from local growers, food artisans, farmers' markets, institutions, and restaurants. To learn more, visit BuyLocalVirginia.org and pecva.org.

We're donating 30% of your purchase of our **Welcome-to-the-Garden Pollinator Collection** (pg. 82) and **Virginia Heritage Seed Sampler** (pg. 82) to the Piedmont Environmental Council.

Beans

Phaseolus vulgaris

Culture: Beans grow well in any well-drained garden soil, but do best in soils with pH above 6.0. After the last frost, plant seeds 1 in. deep and 2 in. apart in rows 12–18 in. apart, thinning to 4 in. apart. Peppering seeds with inoculants before sowing helps ensure good growth. Beans may benefit from a source of soluble nitrogen (if your soil is low in nitrogen) during the first 3 weeks until nitrogen-fixing nodules develop, but do not apply nitrogen after this period. Dark-seeded beans are more resistant to rotting in cool soil than light-seeded beans. Beans need a minimum soil temperature of 65°F to germinate well, otherwise seeds may rot. Succession: Plant every 3 weeks for a steady supply. Hot weather: in deep summer heat, flowers may not set pods; southern peas and asparagus beans are more reliable producers at these times. **Harvest:** Pick when pods are small, before seeds fill the pods, for snap beans, pick before seeds fill the pods. Keep well picked so that plants continue to bear. Many beans are multi-purpose and can be harvested in snap, shelly, and dry stages. Storage: Keep dry – wet beans will mold in storage. **Diseases:** Rotate on a 3-year cycle if disease is a problem. Don't cultivate or harvest when foliage is wet since anthracnose, bacterial blight, and rust diseases may be spread. Avoid watering plants in the evening. Mulch plants to prevent rain from splashing dirt on beans. **Insect Pests:** The Pedio Wasp (*Pediobius foveolatus*) can biologically control Mexican bean beetles. Seed Savers: Isolate bean varieties a minimum of 25 ft. for home use. Isolate (non-lima) bean varieties by a minimum of 10 feet from other beans of the same species. For pure seed, isolate by at least 30 ft. **Packet:** 28 g (1 oz) for bush snap beans, unless otherwise indicated (about 50–105 seeds depending on variety) sows 10–18 ft.

Snap Beans (Bush Plants)




Blue Lake Bush

BLUE LAKE BUSH (Blue Lake 274) OG 55 days. A vigorous bush producing round pods with fine flavor. Prolific. Resistant to bean mosaic virus. 15–18 in. plants with mostly stringless 6–8 in. pods. Excellent for freezing or canning. **#13104 Pkt (~76 seeds) \$3.25; #13104F (¼ lb) \$5.25**



Contender

CONTENDER OG (Buff Valentine) 49 days. [1949, SC/AES. Possibly derived from pre-1855 Early Valentine.] The best early green bean for gardeners who desire good flavor, disease resistance, and high yield. 5½ in. long pods. Fairly hardy under adverse conditions and well suited to greenhouse use. Resistant to common bean mosaic virus (race 1) and tolerant of powdery mildew. **#13103 Pkt (~50 seeds) \$3.25; #13103F (¼ lb) \$5.25; #13103G (½ lb) \$7.25; #13103H (1 lb) \$12.75**



Tricolor Bean Mix

NEW! TRICOLOR BEAN MIX OG S With this mix, you get 3 different colors of organic bush snap beans in one packet! Includes Provider, Gold Rush, and Royalty Purple Pod. Upon cooking, Gold Rush remains yellow, while Royalty Purple Pod reaches a darker green than Provider. Three distinct colors of seeds mean you can plant the varieties separately, or make sure you're including all 3 in the same space. **#13951 Pkt \$3.25**

GOLD RUSH YELLOW WAX OG S 52 days. 5-6 in. tender stringless pods have good flavor, are easy to pick, hold well on the plants, and have great disease resistance – what's not to like? **Pkt. #13302 Pkt (14 g ~57 seeds) \$3.00; #13302F (¼ lb) \$5.75**



Gold Rush Yellow Wax




Maxibel

MAXIBEL OG 55 days. One of the best gourmet French “haricot vert” beans. Sturdy bush plants produce abundant yields of dark green, pencil thin, flavorful 7 in.

pods in a concentrated set for easy picking. The stringless beans hold well on the plants. Folks have been asking us for years for this one; we're happy to finally have a good supply to offer! **#13201 Pkt (14 g, ~60 seeds) \$2.75; #13201F \$6.50**

PROVIDER OG 48 days. [Introduced by Dr. Hoffman of South Carolina in 1965.] A favorite of many market growers, this widely adapted snap bean offers heavy early yields. Virus resistant and slow to wilt. 16–18 in. plants with 5–8 in. green beans. **#13110 Pkt (~82 seeds) \$3.25; #13110F (¼ lb) \$5.25; #13110G (½ lb) \$7.75**



Provider



Tanya's Pink Pod

TANYA'S PINK POD OG S 60 days. Romano-type beans from a sport of 'Sequoia.' Flat pods are a lovely mottled green and phosphorescent pink. Pink color fades when cooked. **#13371 Pkt (~67 seeds) \$3.25; #13371F (¼ lb) \$7.25**

Artichokes

Cynara scolymus

Culture: In the mid-Atlantic region it can be difficult to over-winter artichokes. We only offer annual artichokes that are able to produce in one season. Sow indoors 2 months before last frost, ½ in. apart and ¼ in. deep. Germinate at 70–80°F, then transplant to 2–4 in. pots at 60–70°F day and 50–60°F at night; by two months transplant outdoors, 2–3 ft. apart and protect from frost.

IMPERIAL STAR The first artichoke bred to produce in one season. **#09101 Pkt (1 g, ~24 seeds) \$3.50**



Imperial Star

Purple-Podded Bush Beans

ROYALTY PURPLE POD OG 51 days. [1957.] Has a natural blanching indicator: the purple pods blanch to green after 2 minutes of boiling. Easy to pick – purple pods are easily visible against the green foliage. Plants have short runners and need either wide row spacing or a fence for climbing. 5 in. pods are slightly curved. Very meaty and flavorful, great for soup. Buff-colored seeds germinate well in cool soil. **#13351 Pkt (~79 seeds) \$3.00**



Royalty Purple Pod

Purple-Podded Pole Beans

DEAN'S PURPLE S 52 days. [Family heirloom from TN. Supplied to us courtesy Seed Savers Mark Schonbeck, Valerie Lyle, and Dean Turley. Dean received the beans as a gift from a student whose family brought it to Frost Bottom, TN, where they settled 150 years ago.] Plants form a gorgeous purple and green screen loaded with vivid 5–6 in. purple beans. Save both light and dark seeds to replant for more tender pods and a finer taste. Good bean beetle resistance. **#13602 Pkt (~46 seeds) \$3.50**



Dean's Purple

BACK! LOUISIANA PURPLE POD S 51 days. Our earliest pole bean. Great production with a long harvest season.



Louisiana Purple Pod

Purple-green vines have good drought-resistance. 6-in. pods are bright purple and turn green when cooked (blanch indicator). Very good flavor, especially when minimally cooked. Young beans are stringless. We steamed some of the pods in the shelly stage: while stringy, they were hearty and delicious. **#13753 Pkt (~49 seeds) \$3.75**

Snap Beans (Pole & Cornfield)

Culture: Pole beans usually bear later than bush beans and generally give higher yields, usually bearing for six or more weeks. Poles or other means of support should be at least 8 ft. high. Sow seeds 1 in. deep. Along a trellis, sow seeds 4 in. apart, thinning to 8–12 in. apart. With a bean teepee, sow 6–8 seeds around the base of each pole. Corn plants may be used as bean poles. We recommend using tall, sturdy dent corns like Tennessee Red Cob, Pungo Creek Butcher, and Hickory King. **Note:** Only certain varieties of beans are shade tolerant and adapted to growing in corn, though most grow well along the outside rows. **Packet:** 14 g unless stated (about 35–55 seeds depending on variety) sows 6–9 poles



Aunt Bea's

AUNT BEA'S S ☀️ ⌘ 60 days. [Family heirloom, original seed courtesy of Gil Gillespie via sisters Beatrice and Bernice Heuser who brought the beans from Louisiana to Norfolk, VA ~1960. Introduced 2015 by SESE.] 4-6 in. curved pods, green with purple streaks.

Vigorous plants, give this one extra space on the trellis. "Rebranching" habit gives new growth and more beans right up to frost. #13518 Pkt (~46 seeds) \$3.50



Black-Seeded Kentucky Wonder

BLACK-SEEDED KENTUCKY WONDER S ☀️ ⌘ 75 days. [Central Ohio heirloom. Original seed from Tom Knoche's Aunt Marge, who kept this variety alive for 60 years.] Germinates well in cool soil. Good flavor and texture. 6-8 in. stringless, fleshy, fiberless pods. #13511 Pkt (~45 seeds) \$3.50



Cherokee Cornfield

CHEROKEE CORNFIELD S ☀️ ⌘ 58 days. Heirloom with pretty earthtone shades and markings. Yields well, especially when grown up corn stalks. The story goes that the different color varieties should not be separated out or else they will barely flower – that much like a family, they are stronger when kept together. Traditionally eaten

as a shelly bean – boil the pods like one would with edamame, then pop the small beans out of their pods. #13513 Pkt (~42 seeds) \$2.75



Genuine Cornfield

BACK! GENUINE CORNFIELD (Scotia, Striped Creaseback) S ☀️ ⌘ 83 days. [Possibly of pre-Columbian origin, one of the oldest beans cultivated by the Iroquois who used it as a corn soup bean and bread bean. In the Cayuga Iroquois dialect its name means 'warm-pump bean.'] Shade tolerant, an old favorite for growing with corn. Straight 5-7 in. pods, gray-brown seeds with

brown mottles and stripes. Best harvested before seeds fill the pods. Strung pods are tender even in the shelly stage. Produces very well during high heat. A valuable variety for keeping the nitrogen in your corn patch. #13501 Pkt (~51 seeds) \$3.75

GRANDMA NELLIE'S YELLOW MUSHROOM OG S ☀️ ⌘ 56 days. [Original seed from Marge Mozelisky, given to her by her grandmother.] Has the unusual characteristic of tasting somewhat like mushrooms when cooked. Tender when

picked at 5 in., this bean is a true treasure. Heavy yielder of light yellow pods. #13512 Pkt (~39 seeds) \$3.75



Grandma Nellie's



Ideal Market

IDEAL MARKET ☀️ ⌘ (Brown Creaseback) 55 days. [First sold in 1914 as Black Creaseback in Mobile, AL by Van Antwerp's Seed Store. Later reintroduced in 1924 in New Orleans as Reuter's Ideal Market by Chris Reuter Seed Company.] 5-6 in. green stringless pods, good flavor, crisp texture. Other qualities making these ideal for market are earliness, long season, and the pods' good keeping quality on the vines! #13527 Pkt (~59 seeds) \$3.00; #13527F (¼ lb) \$6.50

KENTUCKY WONDER OG ☀️ ⌘ (Old Homestead) 66 days. [Pre-1864, first known as 'Texas Pole.'] Popular since its introduction, though it has undergone some change over the years. Resistant to bean rust. 8 in. pods, stringless and tender when small. Use fresh, for canning and freezing, or as a dry bean. #13503 Pkt (28g, ~75 seeds) \$3.00

MCCASLAN ☀️ ⌘ 70 days. [Introduced 1912, though it was grown well before 1900 by the McCasland family in GA.] Southern favorite with delicious flavor. Good as a stringless snap bean, and as a green or dry shell (white-seeded) bean. Productive vines bear slightly flattened 7 in. dark-green pods. Pods are finely-grained, fleshy, and brittle. Drought tolerant vines produce all season if closely picked. #13505 Pkt (~39 seeds) \$2.75; #13505F (¼ lb) \$4.75; #13505G (½ lb) \$6.75



McCaslan

NT HALF-RUNNER ☀️ S 73 days. In recent years the commercial strains of white half-runner beans have been contaminated by pods with tough hulls. Bill Best of the Sustainable Mountain Agriculture Center spent years carefully selecting this variety to bring back the tender hulls they should have! Great production and flavor. 4-6 in. pods, white seeds. #13251 Pkt (~45 seeds) \$3.75



NT Half-Runner

RATTLESNAKE ☀️ 56 days. A heavy producer in the hot, humid areas of the coastal Mid-Atlantic and South where sandy soil prevails. Steamed snaps are sweet, rich, and full flavored. Stringless when pods are small to medium size. Vigorous vines bear 7 in. round purple-streaked pods containing buff-colored seeds splashed with brown. #13508 Pkt (~39 seeds) \$2.75



Rattlesnake

RED STICK S ☀️ ⌘ (South Carolina Red Stick Bean) 65 days. [SC heirloom, brought to Catoosa, TN, in the early 1800s. Thanks to Steve Todd for sharing his family's heirloom. Introduced 2015 by SESE.] Productive and richly flavored, 5-6 in. pods, can be eaten fresh, as shelly beans, or dried. Cook long and slow for best quality; Steve's family likes eating them as snap beans with a few red shelly beans mixed in. #13521 Pkt (28 g, ~62 seeds) \$3.50



Red Stick

SELMA ZESTA OG S ☀️ ⌘ 54 days. [Heirloom from the J. C. Metzger family of Newberry, SC, offered by Parks Seed in the 1960s.] Rattlesnake type. Lovely olive green pods speckled with purple. Tasty pods at any stage, even when large. The seeds remain small in the pods for a long time; it is the meat of the bean that thickens, giving you a real mouthful. Small beans are excellent eaten raw. Older, thicker beans make a great meat substitute in vegetarian meals. #13515 Pkt (~37 seeds) \$3.75



Selma Zesta

SPARKMAN CUTSHORT S ☀️ ⌘ 70 days. [Northern Alabama family heirloom from grower Dan Geer. Introduced 2021 by SESE.] 6-7 in. curved pods, good fresh or as shelly beans. Brown and tan seeds with speckles and swirls. #13523 Pkt (~55 seeds) \$2.75

BACK! TURKEY CRAW ☀️ ⌘ 67 days. [Heirloom from VA, NC, and TN. According to folklore, a hunter shot a turkey and removed a bean from its craw; the bean was later planted and saved, hence the name Turkey Craw.] Often used as a cornfield bean. Excellent fresh flavor. Good canned. Similar to other beans for freezing and drying quality ("leather britches on a shuck"). Pods grow 3½-4 in. long and cling to the vines. Seeds are buff, frosted with brown on one end. #13510 Pkt (~52 seeds) \$3.75



Turkey Craw

Drying Beans (Bush Plants)

Harvest dried pods before rains so seeds won't mold inside pods. Continue drying pods for 2–4 weeks indoors or under cover before shelling and storing.



Calypso

BACK! CALYPSO (ORCA, YIN-YANG) **OG S** 90 days. [Caribbean heirloom] Dependable yields of 4–5 beans per pod on sturdy bush plants. Distinctive black and white pattern is retained in cooking. Mild flavor and creamy rich textured beans double in size when cooked. #13410 Pkt (28 g, ~66 seeds) \$3.25; #13410F (¼ lb) \$6.75



JACOB'S CATTLE **OG S** 86 days.

[Popular northern heirloom, though it was likely developed in VA by Jacob Trout.] Beautiful and distinctive seeds. Large, kidney-shaped beans are spotted with maroon markings on a white

coat. Excellent for baking and soups. #13402 Pkt (~45 seeds) \$3.25; #13402F (¼ lb) \$6.75; #13402G (½ lb) \$9.75; #13402H (1 lb) \$14.75

Asparagus Beans (Long Beans)

Vigna unguiculata ssp. *sesquipedalis*

Culture: Asparagus or “yard-long” beans originated in Southern Asia and are now grown extensively in Asia, Europe and more recently the U.S. Although they resemble pole snap beans, they are more closely related to southern peas (cowpeas). Asparagus beans are called “Dow Gauk” in China and “Sasage” in Japan. Asparagus beans are easily grown; produce heavily; harvest easily; thrive in hot weather when snap beans may not produce; are slightly more resistant to drought than snap beans; are much more resistant to bean beetles; and are tolerant of a wide range of soils. Need warm soil to germinate – sow a month after last frost. Grow in the same manner as pole beans or along a trellis, sow seeds ¾ in. deep, 4 in. apart, thinning to 8 in. One planting along a tall trellis will produce well all season.

Harvest: Harvest when pods reach pencil thickness, before the seeds fill the pods. May be cooked like snap beans.

Young leaves and stems are also edible. **Flavor:** Sweet and mild, resembling the combined flavor of asparagus, mushrooms, and beans. **Serving suggestion:** Braid or tie into knots before cooking.

Seed Savers: Isolate from southern

peas and asparagus beans by a minimum of 10–20 ft. for home use.

For pure seed isolate 50 ft. **Packet:** (4–7 g) (24–48 seeds, depending on variety) sows 6–10 ft.

CHINESE RED NOODLE **S** 59 days. Beans up to 22 in. long. Similar to Purple Podded, but with superior flavor and texture. Red-purple pods. Red-brown seeds. #11104 Pkt (5 g, ~30 seeds) \$3.50

BACK! GREEN POD RED SEED **S** 58 days. [Pre-1860] 24–26 in. green pods are tender to 18 in. Pink red seeds. Always a reliable, trouble-free variety that is excellent for the home garden. #11102 Pkt (6 g, ~39 seeds) \$3.75



Chinese Red Noodle

NEW! JAMAPA **OG S** 80–85 days. [Los Tuxtlas, Veracruz, Mexico; seed shared with Lalo Lazaro by his mother, Ofelia Aguirre.] Similar to Black Turtle Beans, but more

productive, and more tender skins make for faster cooking. The taller plants better keep their pods off the ground, helping to prevent rotting and disease. Bush plants may have short runners. They don't need staking, but may benefit from hilling. **Seed stewarded by Care of the Earth Community Farm in Corryton, TN.** #13412 Pkt (14 g, ~68 seeds) \$3.95

KEBARIKA **OG S** 75 days. [Kenyan heirloom.] Sturdy upright plants produce loads of dark purple mottled beans. 6 in. pods, 5 large seeds/pod. The window for picking as a snap bean is small, but it excels as a dry shell bean that tolerates heat and drought well. Widely adapted. #13406 Pkt (~50 seeds) \$3.75; #13406F (¼ lb) \$7.75



Jamapa



Kebarika



Liana



Purple Podded



Green Pod Red Seed

PINTO **OG S** 90 days. A wonderful shelling bean. Traditionally used for refried beans, they cook up smooth and creamy with great flavor. 4–6 beans per pod. #13408 Pkt (~101 seeds) \$3.25; #13408F (¼ lb) \$6.75



Pinto

SMALL RED **OG S** 75 days. 14 in. tall semi-bush plants tend to sprawl a bit, and produce small, dark-red beans. Very productive. 4–6 beans/pod. #13409 Pkt (~97 seeds) \$3.25; #13409F (¼ lb) \$6.75



Small Red

TIGER EYE **OG S** 55 days fresh shell bean, 80 days dry bean. [Heirloom from Chile/Argentina.] Versatile bean can be used three ways. When young it's a snap bean (green to light yellow), when the pods fill it makes a great fresh shelling bean (beans are mostly white at this stage), and when fully mature it's a dried bean with colors like a tiger's eye (orange with maroon stripes). The beans have a wonderful rich flavor and smooth texture. The tender skins disappear in cooking. #13411 Pkt (~40 seeds) \$3.75; #13411F (¼ lb) \$7.75



Tiger Eye

LIANA **OG S** 52 days. One of the earliest maturing asparagus beans. Like most black-seeded varieties it does well in the North and the South. Since it is day-neutral, in the South it can be planted for early market sales, late for a fall harvest, or year-round in the greenhouse. Green pods up to 23 in. long, but are best picked at 18 in. or shorter (less than pencil-width). A market favorite. #11105 Pkt (7 g, ~39 seeds) \$3.75



Taiwan Black

TAIWAN BLACK **S** 52 days. Pale green beans up to a full yard long! Vigorous, branching vines, with high yields. Black seeds. #11108 Pkt (5 g, ~40 seeds) \$3.50

WHITE GALAXY **S** 55 days. Pretty white and green-white pods up to 22 in. long, best harvested at 15 in. or less. Early, productive, and vigorous. #11107 Pkt (7 g, ~32 seeds) \$3.50

NEW! YANCHENG **S** 54 days. [Chinese variety. Thanks to Chris Hoetschl for our seedstock!] 10–14 in. green pods, reddish-brown seeds, very productive! Bushy habit in cooler conditions, vining in hotter conditions. #11110 Pkt (5 g, ~34 seeds) \$3.50



Yancheng

Small amounts of other bean varieties not listed here may be available – see our website!
www.SouthernExposure.com

Edamame (Soybeans)

Glycine max

Culture: Edamame is very easy to grow—as easy as growing any bush bean. It's planted the same way as bush beans, and a mature soybean plant (edamame plant) is 2–5 ft. tall. After the soil has warmed to 65°F, sow seeds 1 in. deep and 2+ in. apart, in rows 15–30 in. apart. Don't rush planting; if the soil isn't warm enough, seeds will not germinate. Do succession plantings for an extended harvest. **Harvest:** Manually pick the immature green pods when 80–90% filled out. If pods are allowed to turn yellow much of the quality is lost. Beans reach their maximum sweetness about a month after flowering. Quality is best when the pod is plump and bright green, similar to snow peas in color. **Cooking:** Most often served steamed in the shell – but don't eat the shell. **Seed Savers:** Isolate varieties a minimum of 25 ft. for home use. **Packet:** (14 g) (40–46 seeds depending on variety) sows 9–14 ft.



LANCO OG S
 ☀️ ⌚ 90 days.
[Grown in Pennsylvania for many years, "Lanco" is thought to stand for Lancaster County. May have come from Asia in

the early 1900s.] Large green seeds, mild nutty sweet flavor. Harvest beans when the tops of the plants start to lose their deep green color, but before the leaves start to turn yellow on top. (There will always be a few yellow leaves at the very bottom of the plants, that's natural.) Don't wait until the beans fill out all the way to the end of the pods, this variety won't do that. Hardy plants may grow 3–4 ft. tall if seeded early. Early group V maturity. #11503 Pkt (~40 seeds) \$3.75

BACK! TANKURO S ☀️ ⌚ 65 fresh shell bean, 90 days dry bean. For edamame, harvest when pods are filled out but green. Also traditionally harvested fully dry and used as a dry bean, such as in Japanese kuromame. Black-seeded soybeans are quicker to cook than most dry beans, and deemed to have a richer flavor than green- or tan-seeded soybeans. 30 in. plants. #11505 Pkt (~46 seeds) \$3.75



Fava Beans

Vicia faba

Culture: Favas have approximately the same cultural requirements as peas. Sow seeds 4–6 in. apart in rows 18–36 in. apart. Use as a frost-tolerant, spring-planted lima bean substitute from Virginia northward. Fava beans thrive in cool, rainy areas. Plant so that plants are flowering when daytime temperatures average less than 70°F. From Virginia northward, favas are planted in

the spring, whereas in Gulf Coast states and warm coastal areas they may be planted from October to December for harvest in March. Favas have a flavor that is similar to a blend of limas and peas, but are more nutritious than limas. For use as a snap bean, harvest the pods at 2–3 in. For use as a green shelled bean, harvest when pods are 4–7 in. long. Prepare in the same manner as peas or beans. **Caution:** A small percentage of people of Mediterranean descent may experience a hereditary reaction to fava beans. **Packet:** 1–1½ oz. sows 8–16 ft.

BROAD WINDSOR ☀️ ⌚ 85 days. 2–3 ft. tall plants produce 1 in. wide, 6–8 in. long pods containing 5–6 large beans. We love to substitute this bean for chickpeas in hummus. #11201 Pkt (42 g, ~30 seeds) \$2.95; #11201F (¼ lb) \$4.75; #11201G (½ lb) \$8.25

SWEET LORANE S 95 days. *[Bred by Steve Solomon.]* Glossy seeds in pretty earth tone shades are half the size of Broad Windsor and cook faster. Very cold hardy (to 10°F), an excellent nitrogen fixer, works well as a winter cover crop in mild winter areas. #11203 Pkt (28 g, ~50 seeds) \$2.75; #11203F (¼ lb) \$5.75; #11203G (½ lb) \$8.75




Lima Beans

Phaseolus lunatus

Culture: Limas need warmer soil than snap beans. Wait to direct sow until at least 2 weeks after last frost. Plant seeds 2–3 in. apart, thinning to 4–6 in. Be sure the soil is well drained. **Harvest:** Limas can be used fresh when beans fill the pod, or they can be left to dry in the pod to be used as dried beans. **Seed Savers:** Isolate varieties by at least 150 ft. **Packet:** Seed size varies considerably: 14g unless stated (10–42 seeds depending on variety, sows 5–14 ft.

Bush Limas



FORDHOOK 242 ☀️ ⌚ 65 days. *[1945, USDA Beltsville, IN. AAS winner.]* The standard lima for middle and northern latitudes where it bears well in warm years. Plants have dense foliage and are heat- and drought-resistant. Thick 4 in. pods have 3–5 large, flat greenish-white seeds with a nut-like flavor. #14102 Pkt (42 g, ~33 seeds) \$3.25; #14102F (¼ lb) \$5.75; #14102G (½ lb) \$8.75

Greasy Beans (Pole Beans)

Phaseolus coccineus

Greasy beans are a southern Appalachian specialty, mostly found in SE Kentucky and western North Carolina. The pods have a shiny/hairless look to them, hence "greasy"; the hairless pods keep fresh longer. Old-timers love them for their great texture and flavor, and will tell you that any bean that doesn't have to be stringed isn't worth eating!

BACK! CHEROKEE GREASY S
 ☀️ ⌚ 72 days. [Cherokee heirloom via Sustainable Mountain Agriculture Center.] 4 in. pods, 7–10 seeds/pod, best as shelly or dried beans. This prolific white-seeded greasy is still grown on the reservation at Cherokee, NC. #13605 Pkt (14 g, ~50 seeds) \$3.75

RED-STRIPED GREASY OG S
 ☀️ ⌚ 53 days. *[Appalachian heirloom. Also known as Striped Greasy Cut Short, although the seed is not squared off like a true cut short bean.]* 5 in. green pods with faint striping, mottled brown seed, great fresh or dried. #13606 Pkt (~52 seeds) \$3.75



Runner Beans

Runner Beans are perennial beans. They are tolerant of heat, drought, and cool nights. **History:** Many runner varieties can be traced back to the Hopi Indians before the arrival of the Spanish, and may have been previously cultivated by the Aztecs. Now widely grown in England. **Culture:** High temperatures over 90°F may prevent pod set; if grown for food, expect pod production only during late summer/early fall in the Mid-Atlantic and southward. A bulbous root is produced which in mild climates can be dug up in the fall and replanted in the spring. **Harvest:** Runner beans are eaten as snap beans when pods are small, and can be used as green shelly or dried beans. Dried beans have a nut-like flavor. **Seed Savers:** For home use isolate from other runner beans by at least 75–150 ft. For pure seed, isolate by ½–¼ mile. **Packet:** 28 g (1 oz, ~28 seeds) sows approximately 5 poles.



Jackson Wonder

JACKSON WONDER 66 days. [1888. Originated by GA farmer Thomas Jackson.] Popular heirloom yields well under hot, dry conditions. 3-5 seeds/pod. Fresh seeds are red; dried seeds are buff-colored with purple-black mottling. Good fresh or dried. Widely


adapted, also does well in northern areas. #14101 Pkt (28 g, ~58 seeds) \$2.75



Nemagreen

NEW! NEMAGREEN 62 days. [1958] Bred for root knot nematode resistance! Small, white-green seeds, good flavor. Bush plants sometimes have short runners. 3-4 seeds/pod. #14106 Pkt (14 g, ~38 seeds) \$3.75

THOROGREEN 60 days [1941. Selected from Henderson Bush.] Old time favorite with concentrated pod set for canning and freezing. Easy to grow, good flavor and texture. Similar to Henderson Bush, with 3-4 medium seeds/pod, but earlier, shorter (18 in.) plants, and light green seeds. Grower Cliff Slade's favorite bush lima. #14105 Pkt (28 g, ~71 seeds) \$3.25; #14105F (1/4 lb) \$5.75; #14105G (1/2 lb) \$8.75



Thorogreen

Southern Peas (Black-Eyed Peas & edible-podded) see p. 36

SCARLET RUNNER 68 days to snap stage, 115 days to dry shell stage. [Pre-1750. Grown by the early colonists who obtained seed from the Native Americans.] Grown mostly in the U.S. for its brilliant scarlet flowers, which are highly attractive to hummingbirds. 8-12 in. pods contain lovely, mottled red-dish-purple beans. #11301 Pkt \$3.75



Scarlet Runner

Pole Limas



Alabama Black Eye

ALABAMA BLACK EYE 85 days. [Alabama family heirloom.] Tall, vigorous plants, 3-4 small creamy white seeds per pod. Unusually for a lima, seeds have a small black eye! Good flavor, cooked seeds are rosy beige. #14514 Pkt (14 g, ~25 seeds) \$3.25; #14514F (1/4 lb) \$7.25

CHRISTMAS (Large Speckled Calico) 84 days. Dependable and flavorful. A high yielder in hot, humid conditions. Seeds are about the size of a quarter, 5-6 in. long pods. Full-flavored seed is an attractive cream color with irregular red stripes. Use fresh or dry. #14502 Pkt (42 g, ~30 seeds) \$3.00



Christmas

KING OF THE GARDEN 88 days. [Introduced 1883 by Frank Platt after selecting bigger pods of Large White pole lima.] 4-7 in. pods, contain 4-6 large creamy-white seeds with honey-like flavor. Vines grow to 9 1/2 ft. and bear heavily over an extended season. An old favorite of excellent quality. #14506 Pkt (42 g, ~34 seeds) \$3.25; #14506F (1/4 lb) \$5.75; #14506G (1/2 lb) \$8.75



King of the Garden

Beets *Beta vulgaris*

History: Until the 1800s, beets were referred to as blood turnips because of their red turnip-like roots. The round and flat-bottomed beets of today are an improved form. **Culture:** Beets should be grown in a light loam of pH 6.5-7.0. If soil pH is below 6, sprinkle limestone or wood ashes in the row as you plant; otherwise, yield will be seriously impaired. An even supply of moisture and absence of extended periods of hot weather is necessary for development of fine-quality roots. In dry, hot weather beets can become tough and stringy and must be harvested at an earlier stage. Sow seeds 1/2 in. deep directly in the garden from March through mid-June. Later sowings should be 3/4 in. deep. Sowing beets in deep summer heat can be difficult - young seedlings may wilt and disappear, and even thick sowings may have only spotty survival. However, beets sown after July may only make leaves and not sizable roots, so it's often worth taking a chance on a July sowing! Thin to 6 plants per foot for fresh beets, 3 plants per foot for beets used for winter storage, in rows 12 in. apart. **Seed Savers:** Plants are biennial. Isolate by 1/4 mile. For pure seed isolate by a minimum of 1/2-1 mile. Crosses with chard. **Packet:** Seed size varies considerably: 5 g (unless noted, average 385 seeds) sows 31 ft.



Bull's Blood



Worcester Indian Red Pole

BULL'S BLOOD 35 days for baby leaves, 60 days for roots. [1840, French variety.] Famous for its mild, dark leaves - usually harvested young for salad mix before the roots have even matured. Flattened round roots, but the leaves are the real attraction - their reddish-purple color comes out most strongly in cool weather. #31106 Pkt \$3.25

CHIOGGIA (Dolce Di Chioggia) 52 days. [Pre-1840, Italian variety.] Beautiful scarlet-red garden beet with interior rings of reddish-pink and white. Green leaves. Notable for its earliness, attractive color, relative absence of bleeding, and vigor. Has a small % of all-white beets. Good storage variety. #31101 Pkt (3 g) \$3.00



Chioggia

Beets continue on the next page.

Beets continued.

CROSBY EGYPTIAN 🌞 ⌘ (Early Crosby Egyptian) 60 days. [1880. The parent strain of the Egyptian beet was introduced from Germany in 1865.] This variety has been selected and refined over the years. 3–5 in. roots are very flattened in shape, and grow virtually on the surface of the soil. Roots have a dull red skin and dark red interior. #31102 Pkt \$2.75



Crosby Egyptian



Cylindra

CYLINDRA 🌞 ⌘ 55 days. [Danish heirloom.] Rich red beets are tender sweets. 6 × 2 in. carrot-shaped beets are easier to peel and slice than regular beets. #31107 Pkt \$3.25

DETROIT DARK RED 🌞 ⌘ 60 days. [1892. Developed from the popular variety Early Blood Turnip.] Widely adapted, very popular dark red beet. Dark green foliage has some red coloration. Use fresh or canned. Resistant to Downy Mildew. Excellent flavor. #31103 Pkt \$3.00; #31103E (28 g) \$6.50



Detroit Dark Red

EARLY WONDER TALL TOP 🌞 ⌘ 50 days. [1911.] Used for early spring sowings, this versatile beet has choice tall tops for greens and small- to medium-size dark red roots for salads, pickles, borscht, or sliced for cooking. Plant spring or fall. #31104 Pkt \$3.00



Early Wonder Tall Top

LUTZ GREEN LEAF 🌞 🌱 ⌘ (Winter Keeper) 76 days. One of the sweeter varieties available. An excellent keeper, a beet developed before the days of refrigerators. Retains its sweetness and texture even when large (unlike most beets, which become woody when large), just peel off the thin skin. Fall leaves are tender enough to use in salads. We've had problems finding good "true" seed for Lutz Green Leaf, but this is the good stuff - thanks to the fine folks at Uprising Seeds for sharing theirs! #31105 Pkt \$3.50; #31105D (14 g) \$7.75



Lutz Green Leaf

THREE ROOT GREX 🌞 🌱 54 days. [Alan Kapuler] Open-pollinated variety from a mix of beets with two shades of red and a really bright orange. Red roots are 3–4 in. and round, while orange roots are larger and more elongated. In our trials we saw 61% dark red, 32% medium red, and 7% orange. All produce abundant, sweet, delicious greens. #31111 Pkt \$3.50



Three Root Grex

Broccoli

Sprouting: *Brassica oleracea* var. *italica*;
Heading: *B. oleracea* var. *botrytis*

Culture: Culture of broccoli is similar to cabbage, but broccoli is more sensitive to hot weather. (See Cabbage section for detailed cultural notes.) Start seeds indoors 4–5 weeks before transplanting out. Transplants should have at least 4 leaves. Transplant starting 1 month before last spring frost. (If seedlings experience 20°F or lower they may "button up" and only make tiny heads, because the plants will think that they've gone through a winter and that it's time to flower.) Broccoli does best in cooler weather – avoid maturing heads in deep summer heat. For fall crops start seed 10–12 weeks before the first hard freeze date, and transplant to garden after seedlings are well developed. Broccoli requires a steady supply of moisture in a well-drained fertile soil. Any temporary arrest of growth will adversely affect production and taste. Keep a deep layer of mulch on the soil during hot weather. Side-sprouting varieties have smaller central heads with many side sprouts, a feature that is useful for extended harvest. Plant in raised beds or rows 12–16 in. apart. **Maturity Dates:** Days to maturity are from transplanting. Add 25 days if from seed. **Seed Savers:** Broccoli will cross with Brussels sprouts, cabbage, cauliflower, kale, collards, and kohlrabi. Isolate by ¼ mile for home use. For pure seed of small plantings isolate by ¼ to ½ mile. **Packet:** Open-pollinated varieties, 2 g (about 625 seeds) sows 50 ft. direct seeded or 350 ft. as transplants. Hybrids, 0.3 g (about 58 seeds).

CALABRESE 🌞 ⌘ (Italian Green Sprouting) 58 days. [Brought to U.S. by Italian gardeners, introduced to seed trade 1914–'18.] Produces central head (3–6 in. diameter) plus many side shoots. #21101 Pkt \$3.00



Calabrese



De Cicco

DE CICCO 🌞 ⌘ 49–78 days. [-1890.] Produces a 3–6 in. diameter central head and side sprouts which extend the harvest period. Use the young leaves like collard greens once the head is a quarter developed. Plants are light green and of medium height. May be planted in the early spring, late summer, or early fall. #21102 Pkt \$3.00



Umpqua


UMPQUA 🌞 🌱 95 days. [Tim Peters, 1990] Great fall variety. Dark green heads average 5–6 in. with good side shoot production. #21110 Pkt \$3.50

WALTHAM 29 🌞 ⌘ 74 days. [1954.] Widely adapted, drought-tolerant variety for fall crops. 4–8 in. diameter head holds for a long time. Also produces sideshoots for 6–8 weeks after harvest of the main head. Low, compact plant has a distinctive slate-green color. Good freezing variety. #21105 Pkt \$3.00

Brussels Sprouts *Brassica oleracea* var. *gemnifera*

Culture: Culture of Brussels sprouts is similar to cabbage. (See Cabbage section.) Sow seed ¼–½ in. deep in flats or pots in early June. Then transplant to the garden as soon as several sets of leaves have developed. Northern gardeners can sow seeds indoors in mid-May for transplanting in mid June. **Harvest:** As soon as the lower sprouts are harvested, break off the leaf below each sprout. Upper sprouts will continue to form. To produce a uniform harvest and to hasten maturity, top the plants when the lower sprouts are ¾ in. in diameter. For a non-uniform extended harvest, remove the leaf at the base of each sprout as soon it reaches ¾–½ in. in diameter. Brussels sprouts are cold-hardy to 0°F and their flavor is enhanced by frost. Do not top plants to be overwintered. **Storage:** May be stored about a month in the root cellar if the plants are pulled out by the roots and most of the leaves removed. **Note:** Days to maturity are from transplanting. **Seed Savers:** See Broccoli section. **Packet:** 2 g (about 625 seeds) sows 50 ft. direct seeded or 290 ft. as transplants.

CATSKILL 🌞 (Long Island Improved) 90 days. [1941.] Still the best garden variety for sustained production. Compact plants, about 20 in. tall. Produces large sprouts 1¼–1½ in. diameter, closely packed on the stem. Widely adapted variety. #20101 Pkt \$3.00



Cabbage

Brassica oleracea var. capitata

Culture: All members of the cabbage family grow best on a rich, moist, well-drained loam of high fertility. Early varieties require a higher soil fertility than mid- or late-season varieties. Since members of the cabbage family are shallow-rooted, irrigation may be necessary to provide adequate moisture. Cabbage needs a steady supply of water and full sun throughout the growing season. Heads may split if a heavy rain follows a long dry spell without irrigation. A thick layer of organic mulch conserves moisture and reduces the tendency to bolt in hot weather, as root temperature is more important than air temperature. **Early Crops:**

Use early varieties that will mature before heavy summer heat settles in, and start seed 4–6 weeks before transplanting to the garden. Sow seed ¼ in. deep. Seedlings need a soil temperature of 75°F, and strong, direct light. Soil temperature can be reduced to 60°F once the seeds have germinated. Maintain good air circulation around plants during all growth stages. Harden plants before transplanting starting a month before last frost. When plants have become properly hardened they can stand a temperature as low as 20°F without buttoning up. Space small head varieties 10–12 in. apart, large head varieties 16–18 in. apart. **Late Crops:** For fall crops, either transplant to desired spacing when plants have 3 true leaves or direct sow 6–12 seeds/ft at a depth of ¼–½ in. and thin as needed. Maintain adequate soil moisture during germination. **Note:** The tendency to bolt is decreased by applying a thick layer of mulch, and by twisting the head slightly to check the plant's growth when the head is fully grown. **Harvest:** After harvest, select the strongest side sprout and allow it to develop into a second, smaller head.

Solar Greenhouse Notes: Use early and mid-season varieties. Avoid varieties with savoyed leaves.

Diseases: Where *Fusarium* yellows may be a problem in the Mid-Atlantic region, use resistant varieties. A number of other diseases may affect cabbage. To reduce disease problems, maintain good air circulation, practice good sanitation, and follow a 3-year crop rotation. **Insect Pests:** Control cabbage worms and loopers with bT, flea beetles with spinosad, cutworms with paper cylinders around seedlings, and aphids with insecticidal soap. Introducing ladybugs helps control aphids in greenhouses, but they may “fly away home” when introduced into gardens. **Note:** Days to maturity are from transplanting. **Seed Savers:** See Broccoli section. **Packet:** 2 g (about 625 seeds) sows 70 ft. direct seeded or 350 ft. as transplants.


Early Cabbage

EARLY JERSEY WAKEFIELD ⚡
 ⌘ 64 days. [1840.] Dark-green, sweet, conical heads average 5 in. in diameter and weigh 2–3 lbs. Has a small core and good wrapper leaves. Good resistance to frost and cabbage yellows. For home, storage, or fresh-market. #22102 Pkt \$2.75; #22102E (28 g) \$6.25



Early Jersey Wakefield

Red Cabbage



Red Acre

RED ACRE ⚡
 ⌘ 76 days. Round, 5–7 in. reddish-purple heads weigh about 3 lbs. Adds a festive color to coleslaw. An excellent storage variety with resistance to cabbage yellows. Heads may sunburn in hot weather, so best for early spring and fall crops. #22104 Pkt \$3.00

Late & Winter Cabbage

JANUARY KING ⚡
 ⌘ 110-160 days. [1897] Northern European heirloom produces 3-5 lb firm heads with light green inner leaves and beautiful semi-savoyed purple-tinged outer leaves. Slow growing but hardy plants produce heads in January or February. Plant in the early Fall for mid-winter harvest. #22108 Pkt \$3.75



January King

PREMIUM LATE FLAT DUTCH ⌘ 100 days. [Introduced by German immigrants - 1840.] In the early 1900s, Virginia gardeners used to sow seeds of this variety and use it as a source of cut greens while the heads were forming. Large, flat heads weigh 10–15 lbs and measure 7 × 14 in. Low-growing heads have a short core and excellent wrapper leaves. May grow poorly in hot weather, but revives quickly in cool, wet weather. Very good keeper. #22103 Pkt \$2.75

Savoy Cabbage

SAVOY PERFECTION ⚡
 ⌘ 89 days. Flat-tened, round 6–8 lb heads are white inside, wrapped on the outside with well-savoyed, blue-green leaves. Good heat tolerance, makes especially beautiful heads in the fall. #22107 Pkt \$2.75



Savoy Perfection

GOLDEN ACRE ⚡
 ⌘ 62 days. Small, 5–7 in. heads can be spaced closer than larger, later varieties. 3–4 lb green heads don't store for long, but it's one of the fastest to mature. Resistant to cabbage yellows. #22106 Pkt \$3.25



Golden Acre

Order online at
www.SouthernExposure.com
 for fastest service and largest selection.

Celery & Celeriac

Celery: *Apium graveolens var. dulce*;
Celeriac: *A. graveolens var. rapaceum*

Culture: Celery and celeriac are moisture-loving, cool-season crops that have similar cultural requirements. They do well in muck soils and well-drained soils high in organic matter. Both crops do best in areas free of temperature extremes. Virginia temperatures are sometimes too hot to grow celery and celeriac well. Roots of celery rarely extend more than 8 in. in any direction and so must be kept well watered and fertilized during the growing season. Use a thick mulch to retain moisture. During the summer, partial shade at mid-day may be helpful. In the fall, dig up and transplant mature plants to a greenhouse; protected plants can keep producing stalks all winter that are milder than summer harvests. **Sowing Instructions:** Sow seed no more than ¼ in. deep in sterile seed starting mix. Keep temperature between 70–75°F. Transplant when plants are 2½–3 in. tall. Germination is slow, typically 14–21 days at 65–75°F. **Planting Times:** In Virginia, sow seed in late January or early February for transplanting into a cold frame in March. Then transplant to the garden from May 1st to June 1st. **Premature Bolting:** If plants are exposed to night temperatures below 55°F for more than 8–10 days the plants will go to seed. **Spacing:** Space 8 in. apart in rows 2½ ft. apart. **Packet:** Celery, 0.5 g (about 1230 seeds); Celeriac, 0.25 g (about 660 seeds).

GOLDEN SELF-BLANCHING CELERY ⌘ 85 days from transplant. [1886.] Compact celery with thick, tender, stringless stalks blanching to yellow. Thick hearts of good quality. #36101 Pkt (0.5 g) \$2.75

TALL UTAH CELERY ⚡
 110 days from transplant. [1953.] 30 in. plants are medium dark green, with 12 in. crisp, tender and tasty stalks. #36102 Pkt (0.5 g) \$3.25

MONARCH CELERIAC ⚡
 110 days from transplant. Celeriac is grown for its sweet, starchy globe-shaped roots. Harvest roots when 2–6 in. in diameter and use in soups and stews, boiled and pureed, fried in butter, or grated into salads. Culture is the same as for celery. Stores well. Best in Uprising Seeds' 2018 trial of OP celeriacs. #36502 Pkt (0.25 g) \$4.25



Carrots

Daucus carota

Culture: For best results, carrots need a loose sandy loam, free of rocks. Clay soils require loosening and lightening to a depth of 9 in. with organic matter such as leaf mold or peat moss to provide good drainage, loose structure, and adequate moisture-holding capacity. Do not add fresh manure before planting – too much nitrogen favors top growth and causes roots to become rough and highly branched. Maintain high levels of phosphorus and potassium. Plant seed ¼ in. deep, 3 seeds/in., and thin to 1–2 in. apart in rows 12 in. apart. Cover seeds with a fine light soil, and keep soil moist. For planting in blocks, mix seed with dry sand or fine soil, and add some radish seeds to prevent soil crusting and broadcast seeds over a prepared bed. Seeds take 5 days to germinate – longer in cool weather. After foliage is several inches high, add mulch to conserve moisture. Extreme fluctuations of soil moisture between dry and wet conditions may cause cracking of the roots. Carrots maturing in cool weather have the sweetest roots. **Diseases:** Follow a 2- to 3-year rotation to help prevent disease. **Pests:** Avoid planting in previously sodded ground and sprinkle wood ash along the row to prevent wireworm damage. Carrot rust flies can be controlled by skipping the spring planting for a year to break the life cycle by starving the spring generation of rust fly. Interplanting carrots with onions in a ratio of 1:2 reduces carrot fly damage by 70%. Sow seed 2–3 times as thick in late summer plantings to help carrots survive grasshoppers. **Harvest:** Best quality roots are no larger than 1 in. in diameter. **Storage:** Cut off the tops, leaving ¼ in. Store in the refrigerator or overwinter the roots in the garden by covering with a thick, loose mulch such as straw. **History:** Carrots have historically been used to make jelly, syrup, wine, liquor, and dye. **Seed Savers:** Isolate from other carrot varieties and Queen Anne's lace by a distance of 330 ft. for home use. For pure seed, isolate by ½ to ¼ mile. **Packet:** 3 g unless stated (about 1500–1950 seeds, depending on variety) sows 84–110 ft.



Chantenay Red Core



Danvers 126

DANVERS 126 OG ☀️ 75 days. [1947.] Widely adapted, productive, and heat-tolerant. Dark-orange roots 6–7 in. long, 2 in. at the shoulder, tapering to a blunt point. Especially suited to growing in clay soil, and the strong tops aid harvesting. Good storage variety. #35103 Pkt \$3.00; #35103E (28 g) \$6.50

IMPERATOR (Tendersweet) 74 days. [AAS winner.] Sweet, crisp, and tender. 7–9 in. orange-red roots are coreless, have semi-blunt ends and narrow shoulders. Requires loose, deep soil to achieve its full potential. #35108 Pkt \$2.75; #35108E (28 g) \$6.50

MINICOR OG S ☀️ (Amsterdam Minicor) 54–75 days. A gourmet carrot from Holland, grown for tender baby carrots 3–4 in. long, or 6–7 in. long when grown to full size. Roots are sweet, fine-grained, deep orange, and uniform in size and shape. Excellent for canning or eating fresh. #35105 Pkt \$3.25; #35105D (14 g) \$7.75

NANTES FANCY OG S ☀️ 68 days. Dark orange carrots with a blunt end are excellent keepers, but the fresh, crisp taste also makes it especially nice for early spring planting. #35112 Pkt (1 g) \$3.00; #35112C (7 g) \$10.25



Oxheart

OXHEART ☀️ 90 days. [1884.] Thick, sweet “oxheart”-shaped carrots, 5–6 in. long and 3–4 in. wide, weighing up to a pound! Give this one extra growing space. A good carrot choice for shallow or clay-heavy soils that most carrots don't like, and a good storage variety. #35107 Pkt \$3.25; #35107E (28 g) \$8.50

SCARLET NANTES OG ☀️ (Coreless, Nantes Half Long) 70 days. [1870.] A garden favorite appreciated for its fine texture, mild flavor, and very small core. Cylindrical roots 6½ in. long, 1–1½ in. at the shoulder. Can be grown for winter storage, but best flavor is from spring-grown carrots. #35106 Pkt \$3.00; #35106E (28 g) \$6.50



Scarlet Nantes

YELLOWSTONE OG S ☀️ 70 days. Pretty yellow roots, 8–10 in. long, have good flavor raw or cooked. Vigorous plants have strong tops for easier harvesting, and have good winter storage indoors or in the field. #35114 Pkt (1 g) \$3.50; #35114C (7 g) \$10.50



Yellowstone

Cauliflower

Brassica oleracea var. botrytis

Culture: Culture of cauliflower is similar to broccoli and cabbage. (See Cabbage section.) **Blanching the Curd:** When the white head or curd begins to form, tie the top leaves together over it to protect the curd from sunlight that causes the curd to yellow. **Harvest:** Harvest while the curd is in the tight bud stage. Don't harvest for storage when heads are wet – the curds will mold in storage. **Maturity Dates:** Days to maturity are from transplant date. Add 25 days if direct seeded. **Seed Savers:** See Broccoli section. **Packet:** 2 g (about 600 seeds) sows 72 ft. direct-seeded or 360 ft. as transplants.

Spring Cauliflower

EARLY SNOWBALL ☀️ 50 days. Highly recommended for the Mid-Atlantic. The best in our trials of spring-planted cauliflower. Good coverage of the curd by wrapper leaves. Head denser than other early snowball varieties. Compact plants. Can also be used for fall crops. #23101 Pkt \$3.00

Fall Cauliflower

Fall varieties are larger than spring varieties. However, fall varieties are daylength-sensitive, and should not be planted for spring harvest.

SNOWBALL Y OG ☀️ 80 days. [1947.] Large, smooth, white heads are uniform, solid, and smooth. Widely adapted, well suited for fall crops. #23103 Pkt \$2.75

SNOWBALL SELF-BLANCHING ☀️ 68 days. [Developed by Dr. Homna at MSU.] Self-wrapping leaves protect the white curds from heat and sunlight during late summer or early fall. No tying of the leaves is necessary unless heads grow larger than 6 in. in diameter. During hot weather growth slows until cooler weather, thus preventing formation of undersized heads. #23102 Pkt \$3.00



Sweet Corn

Zea mays

Culture: Sweet corn seed requires a soil temperature of 65°F to germinate well, otherwise seed may rot easily due to its high sugar content. Don't rush your first planting; wait until after the first average frost-free date. An old saying is to plant corn when oak leaves are the size of squirrel ears. Succession plantings can then be made 2–3 weeks apart. Sow seed 1 in. deep in rows 36 in. apart and thin to 6–12 in. apart within rows. Later, taller varieties need wider spacing than early, shorter varieties. For good pollination and well-filled ears, plant in blocks at least 5 rows wide. **Harvest:** After silk has dried and turned brown, puncture the skin of a kernel with your thumbnail. If a sweet, milky juice is released (milk stage) the corn is ready for harvest. Prepare corn for eating quickly after harvest. At room temperature, harvested ears lose 50% of their sugar in 24 hours. **Pests:** Corn earworm can be suffocated by inserting a medicine dropper half filled with mineral oil into the silk after it has wilted and browned at the tip (4–5 days after silk appears). Corn borers can be prevented by composting corn refuse and stubble as soon as possible. **Disease:** Corn smut forms large puffy, gray, irregular masses of fungus during dry hot weather. Corn smut is a delicacy in Mexico, but if you want corn rather than corn smut, remove and destroy the fungus; otherwise the black spores will re-infest your corn for several years. **Medicinal:** Cornsilk is used as a diuretic. **Seed Savers:** Corn is wind pollinated. Separate varieties by 600 ft. for home use, or ½ to 1 mile for absolute purity. Save at least 500 seeds from at least 10% of the plants to maintain vigor and genetic diversity of the variety. **Packet:** 28 g (1 oz., ~115–210 seeds, depending on variety) sows 30–45 ft.

Hybrid Sweet Corn



Bodacious RM

BODACIOUS RM – “Sugary Enhanced” Hybrid (yellow) 74 days. Sweet, tender, golden kernels. 18 rows/ear. Ears are 8 in. long on sturdy 7 ft. stalks. Good disease resistance. For best germination, avoid planting during early cold spells. #41904 Pkt (~138 seeds) \$3.75; #41904F (¼ lb) \$7.50

SILVER QUEEN – “Normal Sugary” Hybrid (white) 90 days. One of the most popular and dependable hybrid sweet corns. Ears are 8½ in. long, filled with 14–16 rows of sweet white kernels. Stalks average 7½ ft. Tolerant of the majority of leaf blights and of Stewart's wilt. Has some drought tolerance and better insect-resistance than other hybrids. Seeds germinate poorly in cold soil, so don't rush the season!

Early plantings can be started by setting out transplants or by pre-sprouting seeds. Wide adaptability and well suited for the Mid-Atlantic. #41901 Pkt (~135 seeds) \$3.75; #41901F (¼ lb) \$7.50



Silver Queen

Open-Pollinated Sweet Corn



Ashworth

ASHWORTH OG S (yellow) 69 days. An early maturing, widely adapted sweet corn with good flavor and dependability. Stalks average 5 ft. with 1-2 ears (6-7 in. long), 12 rows of yellow kernels per ear. #41101 Pkt (~113 seeds) \$3.75



Aunt Mary's

AUNT MARY'S S (white) 69 days. [Ohio heirloom, Our stock is from the original 1800s native strain. Later selected for canning and commercial seed sales.] Aunt Mary's has attracted a loyal following among gardeners and Seed Savers. 6–8 ft. sturdy stalks, 1–2 ears/stalk, 6–8 in. ears, most with 12–14 rows of white kernels. Great flavor. #41102 Pkt (~134 seeds) \$3.75



Buhl

BUHL S (yellow) 81 days. [From Sandhill Preservation Center via SSE member B.W. White 1981.] 6-7' stalks bear 2 ears of amazingly uniform sweet yellow corn of superior quality. You'll have to fight the raccoons to enjoy it! #41111 Pkt (~153 seeds) \$3.75; #41111F (¼ lb) \$9.75

COUNTRY GENTLEMAN OG S (Shoeppeg) (white) 93 days. [1891.] The dense, round kernels are irregularly arranged instead of in rows, giving these ears a striking appearance. The sweet 8 in. ears remain in the milk stage longer than many varieties. 2 ears per stalk. A favorite for freezing and creamed corn. Well known throughout the Hudson Valley, well adapted to the northern Mid-Atlantic. More resistant to corn smut than earlier, smaller varieties. #41104 Pkt (~271 seeds) \$3.75



Country Gentleman

Open-pollinated or hybrid sweet corn?

Which to grow depends on what is important to you. Old-fashioned, open-pollinated corn is not as uniform in size and maturity as hybrid corn. For the home gardener, this means the convenience of an extended harvest from one planting. Hybrid corn tends to mature all at once, an advantage to some farmers. The new supersweet and extrasweet hybrid corns are sugary sweet and hold their sweetness in storage, but they may have weak seedling vigor, are more susceptible to ear damage by insects, and the seeds rot readily in cool soil. Standard, open-pollinated sweet corn is still preferred by many gardeners because of its old fashioned corn flavor. When pigs, chickens, horses, and cows are given a choice between open-pollinated and hybrid corn the animals invariably prefer the old open-pollinated varieties, possibly because of the higher protein content. For good pollination and ear development, open-pollinated corn should be planted in blocks at least 5–6 rows wide, whereas hybrid corn should be planted in blocks at least 4 rows wide. Note: If open-pollinated corn is new to you we suggest planting less than ¼ lb. until you are familiar with its characteristics.

LUTHER HILL OG S (white) 82 Days. [Developed 1902 in Andover Township, NJ, by horticulturist Luther Hill.] Produces two 6 in. ears on each 5½ ft. tall stalk. A home garden variety adapted to the Appalachian foothills. Can be grown as far north as southern Ontario. Flavor is unsurpassed compared to other open-pollinated corns. One of the parental lines of the very successful 'Silver Queen' hybrid sweet corn. Still used by breeders to impart exceptional flavor to hybrid sweet corn. Does best on a well-drained ridge, not soggy bottom. We recommend pre-sprouting the kernels and sowing in warm soil at 12 in. in-row spacing. Once established provide plenty of water and nitrogen. When grown for seed in a humid climate it must be watched carefully to produce quality seed. #41109 Pkt (~171 seeds) \$3.75



Luther Hill

PAINTED HILL OG S 75-80 days. [Alan Kapuler, from a stabilized cross of Painted Mountain flour corn and Luther Hill sweet corn.] This beautiful, widely adapted, super hardy sweet corn is mostly white in its fresh stage, with some other colors, before drying to its full range of colors. Short milk stage, and not very sweet, but lots of old-timey corn flavor. Taller (6-7 ft.) and with much better cold soil tolerance than Luther Hill. 2+ ears per stalk, 7-8 in. ears with tight husks. #41112 Pkt (~167 seeds) \$4.25



Painted Hill

See the next page for
Dent, Flint & Flour Corn

Dent, Flint & Flour Corn

Zea mays

Culture: Plant these grain (field) type corns when the soil is at least 55°F, or when the dogwood leaves are the size of squirrel's ears. Space plants 12–24 in. apart, leaving more room for taller varieties, in 36 in. rows. Harvest for roasting when ears have just reached full size, or for dry corn when the husks have fully yellowed. In other respects, grow like sweet corn. Two maturity dates may be given: the first is for use as roasting ears, the second is for drying and grinding. **Dent, Flint, and Flour Types:** These three broad categories of field (grain) corn differ in climactic adaptation, kernel composition, kernel shape, and best culinary uses. Flint corns tend to do well in wet and cold climates, they are especially common in the Northeast. They have pointed kernels in which the hard part of the kernel predominates, and they are especially good for cooking methods that involve boiling, such as polenta and johnnycakes. Flour corns are most common in the Southwest, but have been traditionally grown in many areas. Flour corns have rounded kernels in which the soft part of the kernel predominates, and can be ground into flour fine enough to use like wheat flour. They are especially good for baking. Dent corns include most of the heirloom corns from the Southeast and Midwest, and as well as most modern hybrid field corns, though these hybrids have much less flavor. A dent corn kernel typically has a flinty ring around a floury center; as the kernel dries the center contracts, creating a dent in the top of the kernel. Heirloom dent corns make great cornbread, hominy, and roasting ears. All our field corns are dents unless otherwise stated. Some old-timers actually prefer eating the starchy dent corns in the same manner as sweet corns. **Disease Resistance:** The tight husks of many dent corns gives them improved insect resistance. **Cooking:** To roast corn preheat oven to 375–400°F, or prepare a good bed of coals. Husk young ears, remove silk, replace husk, fill husk with water, drain, twist husk closed, and bake about 25 minutes. Alternately: husk completely, rub with butter, salt and pepper, foil wrap, and roast. **Packet:** 1½ oz (42 g) unless otherwise stated (78–150 seeds, depending on variety) sows 30–45 ft.

BLOODY BUTCHER S (red) 120 days. [1845. Originally from Virginia.] Stalks grow 10–12 ft. tall producing 2 ears per stalk. Kernels are blood-red with darker red stripes, and occasional white or blue kernels. For flour, cereal, or roasting ears. #41302 Pkt (~170 seeds) \$3.25; #41302G (½ lb) \$9.50; #41302H (1 lb) \$13.75; #41302K (4 lbs) \$48.50



Bloody Butcher



Blue Clarage

BLUE CLARAGE OG S (Ohio Blue Clarage) (blue) 100 days. [~1920, Ohio heirloom, selected from "Rotten Clarage."] A highly uniform, semi-dent corn. Solid blue, 8-10 in. ears on 10 ft. stalks, 2 ears/stalk. Originally developed as a meal and feed corn, it has a higher sugar content than most dent corns, and may be used fresh in the milk stage. As cornmeal it has a sweet flavor.

It mills easily and makes speckled blue and white flour, but if the bran is sifted out, a white flour is obtained. Older farmers who use this corn to feed chickens claim that the chickens will eat more, lay more eggs, and put on more meat. Sturdy stalks, excellent Corn Rootworm resistance, and tolerates crowding and smut better than many other open-pollinated corns. #41303 Pkt (~136 seeds) \$3.50; #41303G (½ lb) \$11.75; #41303H (1 lb) \$20.50; #41303K (4 lbs) \$77.75

BACK! CATETO SULINO FLINT S

(orange) 100 days. [Blend of Argentine and Uruguayan landraces, selected in TN by Joshua Gochenour, for insect resistance, virus resistance, and bright orange color that indicates high carotene content.] Ears up to 8 in. on 5-8 ft. stalks. Kernels are such a bright orange, inside and out, that Farm and Sparrow bakery in North Carolina says it's caused customers to ask why they'd put cheddar cheese in the bread they'd baked using it! Name may be roughly translated as "Southern Unrefined." #41329 Pkt (~158 seeds) \$3.25; #41329G (½ lb) \$11.25; #41329H (1 lb) \$19.75



Cateto Sulino Flint

CHEROKEE WHITE EAGLE S (blue and white) 110 days. A beautiful blue and white corn with a red cob. Occasionally there will be an all-blue ear. Some people can see the image of a white eagle in the kernels! 8-10 ft. tall stalks, mostly 2 ears/stalk, 6-7 in. stocky ears. #41314 Pkt (~127 seeds) \$3.25; #41314G (½ lb) \$12.25; #41314H (1 lb) \$20.75



Cherokee White Eagle

FLORIANI RED FLINT OG S (red) 100 days. [Family heirloom from the Valsugana valley of Italy near Trento, via William Rubel. Originally brought to Italy from America, it evolved over hundreds of years to become the staple polenta corn of the valley. Introduced by SESE and Fedco Seeds 2009.] Beautiful medium- to deep-red kernels are slightly pointed. Cornmeal has a pink cast, and makes a polenta with a remarkably rich, complex flavor. Plants grow 7–10 ft. tall – slightly smaller and faster maturing than other varieties we offer. Some tendency to lodge. #41318 Pkt (~150 seeds) \$3.50; #41318G (½ lb) \$13.25

HICKORY CANE OG S (white) 85/110 days. [Pre-1875.] Heirloom dent corn originally selected by Native Americans in n. Florida and s. Georgia. It came to be prized across the mountain South for roasting ears, creamed corn, grits, and hominy, and particularly for white corn meal, as well as fodder for animals. Plants up to 15 ft. tall. 1-2 ears/stalk. Tight ears keep out ear worms. Large ears stay in the green milk "roasting ear" stage longer than most heirlooms. #41325 Pkt (~80 seeds) \$3.50; #41325G (½ lb) \$13.25; #41325H (1 lb) \$24.50; #41325K (4 lbs) \$86.75



Hickory Cane



Hickory King

HICKORY KING (white) 85/110 days. [Pre-1875.] In the hills and hollows of Virginia this corn is still appreciated as a roasting and hominy corn. Considered the best variety for hominy because the skin of the kernel is easily removed by soaking. Also good for grits, corn meal, and flour. Makes a nice roasting corn. Extremely tall 12 ft. stalks provide good support for pole beans. 2 ears per stalk. Ears have very large flat white kernels. Husks are tighter than most varieties and give excellent protection from beetles and earworm. Has good tolerance to northern leaf blight (H. turicum) and southern leaf blight (H. maydis). #41304 Pkt (~85 seeds) \$2.75; #41304G (½ lb) \$8.50; #41304H (1 lb) \$14.50



Jelicorse Twin

JELICORSE TWIN S (white) 120 days. [Pre-1920.] Tennessee variety, similar to Neal's Paymaster but with a white cob. Extremely heat tolerant, has set seed even during 107°F temperatures! #41315 Pkt (~97 seeds) \$3.25



Floriani Red Flint



Kentucky Rainbow

BACK! KENTUCKY RAINBOW OG S (rainbow) 110 days. [Selected and bred since 2001 by Susana Lein of Salamander Springs Farm in Berea, KY. Its progenitor, Daymon Morgan's Kentucky Butcher, was grown by generations of Daymon Morgan's family in Leslie Co., eastern KY. Introduced 2009 by SESE.] Beautiful, multicolored, huge ears (up to 14 in. long!) on sturdy 12-18 ft. stalks, 1-2 ears per stalk, 10-14 rows per ear. Some all-red and all-blue ears along with an array of purple, white, and striped orange kernels. This variety's ancestors include Bloody Butcher and many other corns, crossed over the decades to create an immensely productive, drought tolerant, hardy dent corn, good for sweet roasting ears and gorgeous, delicious cornmeal. **#41317 Pkt (~78 seeds) \$3.50; #41317G (½ lb) \$13.25; #41317H (1 lb) \$24.50; #41317K (4 lbs) \$86.75**



Looney

LOONEY S (white) [Early 1900s SE TN variety selected by C. S. Looney of Winchester, TN. Introduced 2020 by SESE.] Rare old Southern white dent famous for its great flavor, and a favorite of moonshiners. Sturdy, 7-9 ft. tall stalks, does well even in poor soil. 9-12 in. ears are densely packed with good-sized seeds, 16-18 rows, good husk coverage, 1-2 ears/stalk. **Seed grown and stewarded by Jeff Swann in Sparta, TN. #41330 Pkt (~108 seeds) \$3.25; #41330G (½ lb) \$12.25; #41330H (1 lb) \$20.75**



Nalo Orange Flint

NALO ORANGE FLINT S (orange) Bred in Hawaii by Jay Bost, this corn has also done quite well in TN and VA, producing a high yield of large, dense ears. Strong orange color permeates the kernels, like in the South American Cateto types that are Nalo Orange's main parents. Stalks 9-11 ft. tall. **#41332 Pkt (~119 seeds) \$3.25; #41332G (½ lb) \$12.25**

McCORMACK'S BLUE GIANT OG S (blue) 85/100 days. [Introduced 1994 by SESE. Bred by Dr. Jeff McCormack from a cross between Hickory King and an unnamed heirloom blue dent.] The large, wide, smoky blue kernels can be ground into a light blue flour, suited for blue tortillas and blue corn chips. Also good as a roasting ear corn (old fashioned corn on the cob). Especially suited to the eastern U.S., clay soils, and drought-prone areas. The tall 10-12 ft. stalks are not recommended for loose soils or high wind areas. One or two 7-8½ in. ears per stalk. Good tolerance to leaf blights. **#41307 pkt (~95 seeds) \$3.50; #41307G (½ lb) \$11.75; #41307H (1 lb) \$20.50**



McCormack's Blue Giant

PUNGO CREEK BUTCHER OG S (rainbow) [Eastern Shore heirloom from Bill Savage, grown for 165 years by Pungo Creek, VA farmers. Genetic analysis shows it to be descended from Bloody Butcher. Introduced 2010 by SESE.] A tall, hardy corn with sturdy stalks up to 11 ft. Ears are a mixed rainbow of red, brown, yellow, and sometimes purple. 9-12 in. ears in tightly wrapped husks. Rough milled this is a nutritious feed for your flock, or the corn can be ground into a meal with rich flavor and unusual color. Pretty enough to grow just for looks, this corn is delicious baked into muffins or cornbread. **#41319 Pkt (~146 seeds) \$3.50**



Pungo Creek Butcher



Reid's Yellow Dent

REID'S YELLOW DENT S (yellow) 85/110 days. [1840s. A prize winner at the 1893 World's Fair and progenitor of a number of yellow dent lines.] One of the most productive, hardy corns ever developed. This old-timer is well known in the Mid-Atlantic region, where it is revered for its adaptability and dependability in Southern heat and soils. 7 ft. stalks with 9 in. double ears well-filled with 16 rows of deep, close-set, moderately flat seed. **#41308 Pkt (~130 seeds) \$2.75; #41308G (½ lb) \$8.50**


TENNESSEE RED COB S (white) 120 days. [Pre-1900. Original seedstock supplied by Harold Jerrell. For the last several years maintained and selected by Debbie Piesen and Edmund Frost at Living Energy Farm and Twin Oaks Seeds Farm.] High yielding, up to 150 bushels/acre here in Virginia. 10-13 ft. sturdy stalks are often used to support pole beans. 6-9 in. ears, 12-18 rows/ear, 1-2 ears/stalk. Mr. Jerrell reported that in 1995 this variety produced a good crop on only 2 in. of rain from mid-June until the first of September. It was one of the driest years on record in his growing area in Virginia, and was the only variety that produced. Makes great corn bread and polenta as well as attractive corn cob pipes. **#41311 Pkt (~135 seeds) \$3.50; #41311G (½ lb) \$13.25; #41311H (1 lb) \$24.50; #41311K (4 lbs) \$86.75**



Tennessee Red Cob

Baby Corn

CHIRES BABY SWEET CORN S 75 days. The tiny corn seen in Asian restaurants! 3-5 stalks per plant, 8-12 ears per stalk. 2-3 in. long ears. Harvest soon after the silks emerge (within 5 days) to stimulate the formation of more ears. Planting: same spacing as other corn. Easy to grow, as corn earworms don't have time to do damage and corn smut is rarely a problem. If dried on the plants, ears can be used for popcorn. **#41701 Pkt (4 g, ~100 seeds) \$3.25**



Chires

NEW! THOMPSON PROLIFIC, YELLOW

S (yellow) 110 days. Rare old yellow strain of Thompson Prolific dent corn. Back in the 1850s, this was the corn recommended for Kentucky farmers after a field had been in flax. 12-14 rows/ear, good husk coverage, 1-2 ears/stalk, 6-8 ft. sturdy stalks. Uniquely, ears hang straight down when they're mature – a useful harvesting signal! **Seed grown and stewarded by Donna Thompson in Cookeville, TN. #41334 Pkt \$3.50; #41334G (½ lb) \$13.50**



Thompson Prolific

TUXPEÑO S (103 days) Intermediate between dent and flint. Described by TN breeder Joshua Gochenour as "the Black Angus of Mexican corn: reliable, productive, and widely grown." Predominantly yellow and white, this strain also has occasional orange, purple, and red colors, making for a very pleasant husking experience. Tuxpeño corns are some of the main ancestors of midwestern dent corns, and of various tropical corns. Stalks 6-9 ft. tall. **#41333 Pkt (~116 seeds) \$3.25; #41333G (½ lb) \$12.25; #41333H (1 lb) \$20.75**



Tuxpeño

See the next page for
Gourseed Corn & Popcorn

Gourdseed Corn

Zea mays

Gourdseed corns are one of our oldest corns, and Gourdseed corns are one of our oldest corns, and were commonly grown in southern Virginia. The plants of gourdseed corn are heavily stalked and bear ears having a large number of rows of thin, deep kernels. These valuable corns originated from Indian gourdseed corn dating back to at least 1700. They were used for roasting ears, and for feed and flour. At maturity the kernels of some varieties are easily shelled by a light touch to the ear. Gourdseed corns were grown until about 1940, before hybrids became popular. In 1889, gourdseed corn won the Great Corn Contest sponsored by the American Agriculturist, yielding 255 bushels per acre. Because of interest in hybrid corn, gourdseed corns were virtually extinct by the 1960s, but recently they have been found to be valuable because of their resistance to some diseases, notably southern leaf blight. Dr. Brown, former president of Pioneer Hi-Bred, rediscovered gourdseed corn on a Texas farm, after a year-long search. **Packet:** 1½ oz. (42 g) (about 150–165 seeds) sows 35 ft.




Texas Gourdseed

TEXAS GOURDSEED OG S ⚡ ♂ (white) 120 days. [Reintroduced 1987 by SESE.] Originally brought to south Texas by German farmers who migrated from Appalachia during the late 19th century. Descendants of these farmers maintain flocks of turkeys, and the birds are let into the cornfields to eat the corn right off the cobs. Stalks average 8 ft. tall, 2 ears/stalk, containing 18–22 rows of cream-colored, narrow kernels, compactly united from the cob to the surface. Although it is susceptible to smut, it is resistant to other diseases, withstands drought, and does well in clay soil. This variety closely approximates original gourdseed characteristics. In south Texas, this is considered to be the best choice for tortilla flour. **#41501 Pkt (~175 seeds) \$3.50; #41501G (½ lb) \$11.75; #41501H (1 lb) \$20.50**

Popcorn

Zea mays


We tend to think of popcorns for popping only, but some Native Americans also grind popcorn to make bread. Grown and dried in the same manner as dent corn or flint corn. Popcorns are resistant to ear damage by birds. **Packet:** 14g (~90-125 seeds, depending on variety) sows 22-32 ft. See Sweet Corn for cultural info.



Cherokee Long Ear Small

CHEROKEE LONG EAR SMALL OG S ⚡ (rainbow) 100 days. [Seedstock from Merlyn Niedens, combining several strains of long ear Cherokee popcorn sent by Carl Barnes of Turpin, OK. Carl has helped save many of the Cherokee corns that came west over the Trail of Tears.] Small kernelled variety makes surprisingly large pops, yielding for a low hull/corn ratio. Great flavor. Highly ornamental, 5–7 in. ears have many shiny colors including red, blue, orange, white, and yellow. 6–8 ft. plants. **#41609 Pkt (~110 seeds) \$3.75**


DAKOTA BLACK OG S ⚡ (maroon-black) 90 days. Beautiful 4½ in. ears, great flavor. 15 rows per ear. 6 ft. stalks, 1 ear per stalk, above-average pest resistance. **#41605 Pkt (~90 seeds) \$3.50; #41605F (¼ lb) \$11.25**



Dakota Black


DYNAMITE OG S ⚡ ♂ (South American Yellow) (yellow)

110 days. High yields and great buttery flavor makes this a farmer's market best seller for grower William Hale. Sturdy 5 ft. stalks produce 2–3 ears with 12–14 rows of big kernels for easy popping. **Seed grown and stewarded by William Hale in Louisa, VA. #41610 Pkt (~100 seeds) \$3.50; #41610F (¼ lb) \$6.75; #41610G (½ lb) \$13.25; #41610H (1 lb) \$24.75**



Dynamite

PENNSYLVANIA BUTTER-FLAVORED OG S ⚡ ♂ (white) 102 days. [Pre-1885 heirloom popcorn maintained by the Pennsylvania Dutch. Introduced 1988 by SESE.] Flavor is superior to commercial popcorn. Produces white-kernelled ears, averaging 2 per 8 ft. stalk. 4–6 in. ears with 26–28 rows of kernels, 1½–1¾ in. at the butt, tapering to 1 in. at the tip. **Seed grown and stewarded by William Hale in Louisa, VA. #41602 Pkt (~125 seeds) \$3.50; #41602F (¼ lb) \$6.75; #41602G (½ lb) \$13.25; #41602H (1 lb) \$24.75**



Pennsylvania Butter-Flavored

Slicing Cucumbers

ASHLEY OG S ⚡ 58 days. {als, dm, pm} [1956, Clemson/AES.] Recommended for hot, humid areas where disease resistance is important. Good Downy Mildew resistance. Productive vines produce 7–8 in. dark-green fruits, tapered on the stem end. A popular variety in the Southeast. **#51101 Pkt \$3.50**



Ashley

DMR 401 SLICING CUCUMBER S ⚡ 59 days. {dm, pm} The next generation Downy Mildew resistant cucumber from Michael Mazourek's breeding program at Cornell U. The best in 2015 trials at Cornell and at Common Wealth Seed Growers, DMR 401 has foliage that will resist Downy Mildew pressure at levels that kill any other standard slicing cucumber plant! Early and productive, 8 in. long cukes. For best fruit, keep plants irrigated during dry spells. **#51113 Pkt \$3.75**



DMR 401

LEMON OG ⚡ ♂ 67 days. {an, cub} 7 ft. vines are covered with crunchy round yellow fruits. Harvest at 1½ in. for pickling, 2 in. for salads. Excellent, never-bitter, old-fashioned cucumber flavor with a hint of nuttiness. **#51505 Pkt \$3.00**



Lemon

MARKETMORE 76 OG 57 days. {cmv, pm, dm, als, an} A great high-yielding 8 in. bitter-resistant cucumber. Grows well in the Mid-Atlantic region as well as the North. A good dependable market variety. Dark green fruits are white-spined. **#51108 Pkt \$3.25; #51108E (28 g) \$7.25**



Marketmore 76

POINSETT 76 OG ⚡ 56 days. {als, an, dm, pm, spm} [Developed by Clemson and Cornell.] An improved version of Poinsett, having multiple disease-tolerance. Produces dark green cukes 7–8 in.



Poinsett 76

long and 2½ in. in diameter. The best open-pollinated slicer for the Southeast and Mid-Atlantic coastal areas as a disease-resistant main crop garden variety. **#51103 Pkt \$3.00**

SPACEMASTER OG 60 days. {cmv, scab} [Developed by Dr. Munger at Cornell.] Bush-type plant with 2–3 ft. vines and 7½ in. long cukes. Use for salads or pickles. Widely adapted. Plant early to avoid late-season diseases. Ideal for containers and small gardens. **#51104 Pkt \$3.00**



Spacemaster

Key to Cucumber Disease & Pest Tolerance

Known disease or pest tolerance is indicated in brackets after the variety name. Since many factors affect disease and pest tolerance, results may vary from region to region. Resistance is only partial.

als Angular Leaf Spot	dm Downy Mildew
an Anthracnose	pm Powdery Mildew
bw Bacterial Wilt	scab Cucumber Scab
cmv Cucumber Mosaic Virus	spm Spider mites
cub Cucumber beetles	tls Target Leaf Spot



Straight Eight

STRAIGHT EIGHT OG

☞ 57 days. {als, an, pm, spm} [1935, AAS winner.] Highly dependable, high yielding cucumber. Very uniform deep green 8 in. fruits about 2½ in. in diameter with an exceptional flavor. #51107 Pkt \$3.00; #51107E (28 g) \$6.25



Suyo Long

SUYO LONG OG S ☞ 61 days. {pm} Sweet-flavored, “burpless” cucumber from China, hot weather tolerant and widely adapted. Exceptionally hardy, productive, and fine-flavored even under adverse conditions. One of the best varieties in Twin Oaks Seeds’ 2013 downy mildew trials. Recommended as an early, main season, and late season variety for the Southeast. 15–18 in. long fruits, use for pickling or slicing. #51701 Pkt \$3.50

WHITE HERON OG S ☞ 60 days. [Given to SSE by Keith Herron, whose family used this cucumber fresh and for pickling. Introduced 2017 by SESE.] Pale yellow-green fruits are best picked under 5 in., but still



White Heron

have good flavor at larger sizes. Vigorous vines bore well in our 2015 trial, when most of our other cucumbers were killed early on by Downy Mildew. #51114 Pkt \$3.25

MEXICAN SOUR GHERKIN OG ☞ (Mouse Melon, Sandita) (*Melothria scabra*) 73 days. Thin but tenacious vines bear many ¾ in. × ¾ in. fruits with skin like tiny watermelons. Immature, they taste like cucumbers; when fully mature, they taste like pickled cucumbers. Always popular at tastings! Plant them along your garden path for convenient snacking. Bears until frost. Trellising recommended. #51301 Pkt (0.2 g, -70 seeds) \$3.50



Mexican Sour Gherkin

Cucumbers

Cucumis sativus

Culture: Cucumbers require a rich, well-drained soil in pH range 6–7. Avoid too much nitroGen or fruits may be bitter. Water plants regularly to get the mildest fruits. Seeds require a temperature of at least 68°F to germinate. Plant out starting 1–2 weeks after last frost. **Seed Watering Notes:** Be careful not to overwater germinating seeds or they may rot. It’s best to soak the ground or the potting soil heavily when first planting, then avoid watering again until seedlings emerge. (For seeds in potting soil, keep them warm but out of direct sunlight so that they don’t dry out so fast.) Cucumber seeds emerge in 5+ days; very lightly water ground or potting soil around day 3 or 4 to keep soil from crusting so that seeds can emerge more easily. **Direct Seeding:** Sow seeds ½–¾ in. deep. Final spacing should be 6–12 in. apart in rows 3–5 ft. apart. **Transplants:** Sow seeds ½ in. deep, 2–3 seeds per pot. Cut off weak seedlings at the base to avoid disturbing roots. Seeds germinate best at 85–90°F. Maintain seedlings at 75°F or higher. Harden plants before setting out, and take care not to disturb fragile roots when transplanting. Since cucumber transplants are fussy, hold back a few seedlings for filling in any gaps in the row as they appear. **Harvest:** To maintain good production, harvest fruit every 1–3 days. **Greenhouse Notes:** Grow cucumbers on a trellis to make use of vertical space. Use mildew-resistant varieties, and hand-pollinate. **Diseases:** Although scab is not usually a problem in the Mid-Atlantic region, two fungus diseases, powdery mildew and downy mildew, are common. Powdery mildew occurs during hot, dry spells, whereas downy mildew occurs during wet, cool spells near the end of the growing season. Mosaic virus causes a yellow and green mottling of the leaves and reduces plant vigor. Anthracnose, a fungus disease, is most common during mid- and late-season and during dry weather. Dark brown spots on the leaves and round sunken spots on the fruit are evidence of Anthracnose. Another fungus, angular leaf spot, is common during cool, wet weather. Symptoms of angular leaf spot include interveinal browning and small circular spots on the fruit. Bacterial wilt causes sudden dramatic wilting and death of the vines. Use resistant or tolerant varieties, practice good sanitation and crop rotation, and pay attention to proper growth requirements. **Insect Pests:** Early season cucumber beetles can kill young seedlings. For about a month starting ~2–3 weeks after last spring frost, cucumber beetles are much hungrier than usual, and will kill young seedlings. Cucumber beetles can also spread bacterial wilt. Chickens, row cover, and an Amaranth trap crop can be used to control cucumber beetles. **Seed Savers:** Isolate varieties by ¼ mile for home use. Isolate a minimum of ¼ to 1 mile for pure seed. **Packet:** 2 g unless stated (about 59–78 seeds, depending on variety) sows 20 ft.

Pickling Cucumbers

Pickling cucumbers can be sliced for eating fresh, and slicing cucumbers can be pickled. Picklers tend to have crunchier texture, but with a hint of soapy taste when used fresh. Pickling cucumbers are usually blocky in shape and tend to have thicker, bumpier skin, sometimes with soft spines.



Arkansas Little Leaf

ARKANSAS LITTLE LEAF

☞ 59 days. {als, an, bw, cmv, pm, scab} [U. of Arkansas, 1991.] Popular and reliable, this white-spined pickler has multiple disease-resistance. Compact vines have multiple branch points and will climb a fence or trellis with ease. Small leaf size makes finding fruit easier, and the parthenocarpic flowers produce fruit under stress and without pollinators. 5 in. long fruits good for slicing and pickling. This variety may have lost downy mildew resistance with the emergence of new strains of the fungus, as it now varies from year to year with how well it resists DM. #51503 Pkt \$3.00

BOSTON PICKLING OG

☞ 58 days. {cmv} [1880.] Medium-green, blunt-shaped fruits are crisp and mild, and just the right size for pickling. Not as rampant as some, but still very productive. #51506 Pkt \$3.00



Boston Pickling

EDMONSON OG S


☞ 70 days. {als, an, cmv, scab} [Family heirloom from Kansas since 1913. Introduced by SESE 1987.] One of our hardiest cucumbers. Has good resistance to disease, insects, and drought. Flavor is buttery and texture is crisp and tender even when past prime. 4 in. long whitish-green fruits. Best for pickles, but used for slicing too. #51502 Pkt \$3.50



Edmonson

HOMEMADE PICKLES OG


☞ 55 days. Specially developed for home gardeners. Vigorous plants with good disease resistance, including downy mildew resistance. Medium green fruits with small white spines are solid and crisp. Harvest cukes at 1½ in. or larger, up to 6 in. long. Makes robust bite-sized pickles, slices, or large spears. #51504 Pkt \$3.00



Homemade Pickles

ROSELAND SMALL WHITE OG S

☞ 55 days. [NC heirloom. In the early '70s, Gordon Shronce's sister Evelyn Allran received seed from a neighbor in the Roseland community near Lincoln, NC. Introduced 2016 by SESE.] Loads of early, blocky white cukes. Gordon likes to pick them at 3 in. or less, but they're still mild and tender to 7 in. long. Great sliced or pickled. #51112 Pkt \$3.25



Roseland Small White

Eggplant

Solanum melongena

Culture: Culture of eggplant is similar to peppers. (See Pepper section.) Start seeds 8–10 weeks before setting outside, set out 1–2 weeks after last frost. Don't rush the season because cold-shock can stunt the seedlings. Plants are spaced 24 in. in equidistant spacing, or 20 in. apart in rows 36 in. apart. **Fruit-Set:** Flowers may not set fruit during exceptionally hot weather. Mature plants have good vigor in fall, so cover plants on frosty nights for 1–2 weeks to extend the harvest season. **Harvest:** Keep well picked to keep plants producing. Small fruits have the best eating quality. Fruits are ripe when the skin appears glossy and fruit is resilient to thumb pressure.

Cooking: Steamed and pureed eggplant is a great tomato paste substitute (really!). **Pests:** Control of flea beetles on young seedlings is essential. Pyrethrum and diatomaceous earth are effective organic controls, or use the following method: Harden off seedlings on a table at least 3 ft. off the ground. (Very little flea beetle damage occurs at this height.) After the seedlings have been hardened off, transplant seedlings under 1 gallon plastic milk bottles and leave off the lid. Leave the plants under the bottles as long as possible. Young seedlings may also be grown under row cover for a month or until flowering starts. **Diseases:** Avoid growing on soil that has previously grown tomatoes, potatoes, peppers, or especially eggplants for the past three years. **Note:** Days to maturity are from transplant date. **Seed Savers:** Isolate varieties by a minimum of 150 ft. for home use. For pure seed isolate a minimum of 1/8 mile. **Packet:** 0.25 g unless otherwise stated (about 54–88 seeds, depending on variety) sows 60–100 ft. of transplants.

Green & White



Louisiana Long Green

LOUISIANA LONG GREEN OG S (Green Banana) 75 days. Attractive 6–12 in. light green, banana-shaped fruits. Spineless plants average 4 ft. tall. #45301 Pkt \$3.00; #45301B (3 g) \$6.50

WHITE BEAUTY OG S 70 days. 6 in. long fruits, 2–3 in. diameter, good flavor. Hardy and productive for the South and other hot, humid areas. 3 ft. plants. Some variability in fruit shape. #45201 Pkt \$3.00; #45201B (3 g) \$6.50



White Beauty



Black Beauty

Purple & Bi-Color

BLACK BEAUTY OG S 74 days. [1902.] Fruits are dark purple, high-quality, and of fine flavor. Dependable, well adapted to the Mid-Atlantic and the South. Produces up to 15 fruits per plant. Fruits are 6½ × 5 in. and may weigh up to 3 lbs, but best harvested when smaller. #45101 Pkt \$3.25

EARLY BLACK EGG S 65 days. An early Japanese variety of good flavor with small, tender, egg-shaped fruits about 5 in. long. Sets well in the Mid-Atlantic, including cool, short-season areas. Vigorous plants, more tolerant of flea beetles than other varieties. #45102 Pkt \$3.00

LISTADA DE GANDIA OG S 75 days. [Heirloom from France about 1850.] This egg-shaped Italian beauty has 5–7 in. fruits, purple with irregular white stripes. A unique eggplant pleasing to both the eye and the palate. Drought-tolerant, sets fruit well under high

heat, though not as well in cold summers. Thin skin does not need to be peeled for cooking. #45401 Pkt \$3.25

LONG PURPLE OG S 75 days. Long, slender fruits (2 × 10 in.) are slightly bulbous on the blossom end. Best harvested when 1 in. in diameter. The dark-purple fruits can be sliced like a cucumber. #45103 Pkt \$3.00

MORDEN MIDGET S (Morden Mini) 65 days. [1958, Morden Experimental Farm, Manitoba, Canada.] Good short-season variety; in our rare cool summers in Virginia, this one has better harvests in June and July than our other eggplants! Short plants (18–30 in. tall) are great for containers. 3–4 in. purple oval fruits. #45106 Pkt \$3.00



Morden Midget




Ping Tung Long



Poamoho Dark Long



Rosita



Early Black Egg



Listada de Gandia



Long Purple

PING TUNG LONG OG S 62 days. [Taiwanese variety.] Shiny deep lavender fruits can grow to 2 × 11 in. and longer. If plants are kept upright the fruits can be kept straight for over ¾ of the length, making for impressive filets. Disease-resistant variety and high yielding, producing over 20 fruits per plant in our garden. Excellent flavor. #45104 Pkt \$3.25; #45104B Pkt (3 g) \$7.50

POAMOH DARK LONG OG S 67 days. [U. of Hawaii, 2018.] A great new variety bred in Hawaii. Long, slender fruits with shiny black skins. The skins are thin and the flesh is tender – a great culinary variety. Tall, sturdy plants are vigorous and productive, bred for Bacterial Wilt resistance. #45107 Pkt \$3.25

ROSA BIANCA OG S 83 days. A beautiful Italian heirloom, somewhat similar to Listada de Gandia with creamy white base color and pink-purple irregular stripes radiating from the top. One of our best-tasting eggplants. #45402 Pkt \$3.25; #45402B (3 g) \$7.50

ROSITA OG S 70–80 days. [Heirloom from Puerto Rico.] 4 ft. tall plants produce excellent yields of lavender-pink, teardrop-shaped fruits with white shoulders. The skin is tender without a trace of bitterness, and the white flesh is mild and sweet, because the seeds are so late to develop in the fruits. Our favorite eggplant, this is the one we always make sure to plant every year. #45203 Pkt \$3.25; #45203B (3 g) \$7.50



Rosa Bianca

Garlic, Hardneck (Rocamboles, Topsetting)

Allium sativum var. *ophioscorodon*

Culture: Cultural instructions are included with your shipment of bulbs. **Culinary Notes:** Rocambole garlics are enjoying a renaissance: gardeners and gourmet restaurants are discovering the merits of many varieties previously unavailable. We especially enjoy using the fresh green tops as an ingredient in salads. The cloves of rocambole are large and easy to peel, and as a rule they are more diverse in flavor than those of softneck garlics. **Characteristics:** Rocambole garlics do not yield as heavily as softneck garlics and they require better soil and slightly more care to maximize yields. They do best from Virginia northward (north of latitude 37°), but some widely adapted varieties can be successfully grown in southern areas. Rocambole garlic produces bulbs that divide underground to produce cloves in the same manner as softneck garlic, but unlike softneck garlic, rocambole sends up a scape (flower stalk) which coils into a 360° turn, then straightens out to produce a cluster of bulblets (topsets) at the top of the stalk. Coiled stalks can be removed and dried for use in flower arrangements. The bulblets emerge under the cover of a paper-thin “night cap.” Though the bulblets can be planted it can take 2 years to produce mature bulbs. Best results are obtained by planting large cloves. **Harvest and Yield Notes:** Yields (by weight) may range from a low of 3:1 to a high of 8:1 depending on growing conditions. For highest yields, remove the scape (or “seed stalk”) at the junction of the highest leaf as soon as the scape has uncoiled from its 360° turn. Each week the scape remains after this stage causes a yield reduction of approximately 5%. Bulbs are harvested about 4 weeks after the 360° turn stage, when leaves begin to yellow and 6–8 green leaves remain. Most varieties store well for 3–6 months. **Hardiness Zones:** Widely adapted varieties are recommended for zones 3–8, otherwise zones 3–6. **Starter Package:** Rocambole garlic is sold by weight rather than clove count. Bulb size varies according to conditions. Your starter Package includes a free 4-page growing guide that covers perennial onions and garlic. *Check our website in July & August, as we usually add a few varieties after completing harvests.*



Chesnok Red



Music

MUSIC OG (Porcelain) Extremely large cloves, about 4–6 per bulb, sized over 2 in. Music is vigorous and productive, with a nice rich, pungent flavor. **#65314 Starter Package (cloves, 8 oz, see shipping info) \$14.95**

CHESNOK RED OG S

S (Purple-striped) [*Republic of Georgia, near Shvelisi.*] Nicely-colored, large bulbs. Cloves are more numerous and elongated than most hardneck types. Chesnok Red is the best baking garlic, very aromatic with an abiding flavor. **#65306 Starter Package (cloves, 8 oz, see shipping info) \$14.95**



German Extra-Hardy

ROMANIAN RED OG S

(Porcelain) Large, plump cloves numbering 4 to 5 per bulb. In fertile soil the bulb wrappers have splashes of purple. Bulbs are easy to clean, very attractive and have excellent longevity in storage. Flavor is pungent and long-lasting. **#65304 Starter Package (cloves, 8 oz, see shipping info) \$14.95**



Romanian Red

GERMAN EXTRA-HARDY OG S (Porcelain) Very winter-hardy. Large cloves with a purplish blush, 6–8 per bulb, having when raw a very strong flavor, which mellows when cooked. Easy to prepare and stores well. **#65307 Starter Package (cloves, 8 oz, see shipping info) \$14.95**

Elephant Garlic

Allium ampeloprasum

Culture: Cultural directions are described in our 4-page growing guide that is enclosed with bulb shipments. **Culinary Uses:** Elephant garlic is mild and sweet enough to be sliced raw and served in salads or steamed as a vegetable with butter and bread crumbs. Use it to impart garlic flavor to meats, vegetables, and salads without concern about excessive garlic flavor. The large cloves are easy to peel, grate, dry, and prepare. **Storage:** Withstands temperatures well below freezing and has a shelf life of at least 10 months when properly stored.



Elephant Garlic

ELEPHANT GARLIC OG S Individual cloves grow to produce large bulbs weighing ½ lb or more (as large as a grapefruit). This garlic is more closely related to leeks, and the flavor is mild and sweet. Serve alone as a steamed vegetable with butter and bread crumbs, or bake it in the oven. Yield by weight is 8:1 under good conditions. **#65801 Starter Package (cloves, 16 oz, see shipping info p. 20) \$24.50**

Seasonal Items:
Shipping Surcharges Apply

Shipping Info

Shipping Surcharge for Garlic:
\$2 for one item, \$4 total for any two or more items. Includes all fall-shipped items: garlic, woodland medicinals (pg. 64), and onion bulbs (pg. 35).

Garlic ships in the fall
(September – November, northern-most areas first).
They may be pre-ordered at any time (but not by mail after September 1).
U.S. shipping addresses only.

If a garlic variety you order is unavailable, we may substitute a similar variety; if you would prefer a refund, note “no substitutions” on your order.

Garlic & Perennial Onion Samplers



PERENNIAL ONIONS see page 34

BEGINNERS GARLIC STARTER PACKAGE OG This is a garlic starter package appropriate for very small gardens and beginners. It can yield up to 4 lbs in favorable conditions. Included are ¼ lb of an easy softneck type, plus ¼ lb of a more challenging hardneck, as well as SESE’s garlic growing guide. **#92501 (cloves, see shipping info p. 20) \$16.50**

GARLIC GARDEN SAMPLER OG This sampler is for the small gardener who wants to try several varieties of garlic. It includes ¼ lb of an artichoke-type softneck, ¼ lb of a silverskin-type softneck, ¼ lb of a rocambole-type hardneck, and ¼ lb of a purple-striped hardneck. Yields up to 8 lbs. Also included is SESE’s garlic growing guide. **#92502 (cloves, see shipping info p. 20) \$29.50**

Perennial Onions have a lot in common with garlic. See page 34.

See the next page for
Softneck Garlic

Garlic, Softneck (Braiding)

Allium sativum var. sativum

Culture: Cultural instructions are included with your shipment of bulbs. **Characteristics:** Softneck garlics are more domesticated and have evolved from hardneck garlics. They have lost the ability to produce topsets, hence the center of the bulb has a soft braidable neck. Softneck garlics are more productive, more widely adapted, have better storage quality, and are easier to grow than hardneck garlics, but they are slightly less cold-hardy in extreme northern areas. Clove count per bulb is much higher but many varieties have small interior cloves. We have had yields (by weight) as high as 16:1, but 5 or 8:1 is more typical. There are two horticultural groups of softneck garlics: The artichoke type and the silverskin type. **Artichoke types** are the largest, most widely adapted, and most productive, typically with 3–5 layers of cloves that give the bulb a lumpy appearance. **Silverskin types** have smooth, usually white bulb scales. They produce the most uniform and attractive bulbs, and are therefore popular for braiding. Cloves tend to be held tightly in the bulb and do not separate as easily as those of the artichoke type. Silverskin types are popular in western and southern states, but they also perform well in eastern states.

Hardiness Zones: Recommended for zones 3–9.

Starter Package: Softneck garlic is sold by weight rather than clove count. Bulb size varies according to crop conditions. Bulbs usually weigh an ounce or more. Your Starter Package includes a free 4-page growing guide that covers perennial onions and garlic.



California Early

CALIFORNIA EARLY **OG S** (Artichoke) This

large, easy to grow softneck is probably the most widely grown garlic in the U.S. Mild flavor, Excellent storage. 8–10 cloves per bulb. **#65120 Starter Package (cloves, 8 oz, see shipping info) \$14.50**

INCHELIUM RED **OG S** (Artichoke) [Originally from the Colville Indian Reservation, Inchelium, WA.] Higher in soluble solids than other garlic varieties we offer, in 1991 it won first place among 20 varieties evaluated for flavor at the Rodale Food Center. Clove count averages 15 per bulb with a wide variation in clove count. Inchelium Red has out-produced Chet's Italian Purple, formerly our most productive variety. Produces bulbs in excess of 3 in. in diameter under good conditions. **#65102 Starter Package (cloves, 8 oz, see shipping info) \$14.50**



Inchelium Red

NOOTKA ROSE **OG S** (Silverskin) [Originally from Nootka Rose Farm in WA.] Thick, creamy white wrappers cover red-streaked clove wrappers. Medium-sized bulbs with 15–24 cloves. This is one of our longest storing silverskin garlics. **#65114 Starter Package (cloves, 8 oz, see shipping info) \$14.50**



Nootka Rose




Silver Rose

SILVER ROSE **OG S** (Silverskin type) Beautiful rose-colored cloves, with smooth white wrapper skins. Excellent variety for Southern garlic growers, keeps up to a year in ideal storage conditions.

The mild smooth flavor is welcome in any dish. Larger bulbs than Mild French Silverskin, great for braiding. **#65113 Starter Package (cloves, 8 oz, see shipping info) \$14.50**

GROWING GREAT GARLIC [Ron Engeland.] The definitive sourcebook for growing garlic organically. Written for gardeners and small farmers, it covers site preparation through planting, fertilizing, harvesting, storing, and marketing. Also includes chapters on the history and evolution of garlic. Based on the author's experience with over 200 garlic strains. Softcover, 226 pp. **#91111 \$16.95**



Garlic Books

Learn the art of growing great garlic! See our Garlic Growing Guides on p. 79.

Shipping Info

Shipping Surcharge for Garlic: \$2 for one item, \$4 total for any two or more items. Includes all fall-shipped items: garlic, woodland medicinals (pg. 64), and onion bulbs (pg. 34).

Garlic ships in the fall (September – November, northern-most areas first). They may be pre-ordered at any time (but not by mail after September 1). U.S. shipping addresses only.

If a garlic variety you order is unavailable, we may substitute a similar variety; if you would prefer a refund, note "no substitutions" on your order.

Gourds

Lagenaria siceraria unless noted

Cultural and Handling Notes: See Cultural Notes for winter squash. Gourd seeds take a few days longer to germinate than squash. Gourds have many fewer insect problems than squash. If not grown on trellis, space plants 18 in. apart, rows 10 ft. apart, to let vigorous vines sprawl! Small gourds are best grown on a trellis to obtain best quality fruits. Harvest when the fruit stem changes from green to yellow or yellow-brown. Leave 4 in. of stem attached. Wash fruits gently with soapy water, and dry in well-ventilated area. Turn often for 3–4 weeks, scrub off discolored areas. If desired, wax and shine to a luster.



Cucuzzi

Culinary Gourds

CUCUZZI **OG S** (Cucuzza, Zuchetta, Guinea Bean) (*Lagenaria siceraria*) 60 days. [Italian heirloom, grown by Jefferson at Monticello.] Pale green fruits up to 36 in. long. For best tenderness harvest at 6–12 in. Fruits milder than luffa. Bug-resistant plants are a great zucchini substitute. Normally very vigorous, but had a shorter season during 2013's cold, wet summer. Big sprawling vines up to 20 feet long, best planted on the edge of the garden; at Monticello they're grown up a sturdy 10-ft. tall wooden arbor. **#54503 Pkt (3 g, ~20 seeds) \$3.25**

LUFFA **OG S** (Vegetable Sponge, Dishcloth Gourd) (*Luffa cylindrica*) 65 days for edible fruits, 150 days for sponges. The young gourds are edible and make a great zucchini substitute. Best eaten at 1 in. diameter or less. Mature, dark green 14–24 in. fruits may be retted (soaked in water to soften while the soft tissue breaks down). Once retting is complete, they are cleaned and ready to use as sponges or filters. Vines have pretty, bright yellow flowers. **#54501 Pkt (3 g, ~20 seeds) \$3.25**



Luffa

LUFFA, RIDGED **OG S** (Chinese Vining Okra, Ridge Gourd) (*Luffa acutangula*) 76 days for edible fruits, 135 days for sponges. Harvest the long, angular fruits for edible fruits when tender and young, at about 1¼–1½ in. × 6–14 in, picking every 2–3 days. Use as a substitute for summer squash or okra. Fruits are attractive sliced and do not have the bitterness of smooth luffas. For sponges or dish cloths, allow fruits to mature to full size, 18–30 in., then ret. Vigorous vines are best trellised. **#54505 Pkt (3 g, ~18 seeds) \$3.50**



Ridged Luffa

Ornamental Gourds

AFRICAN DRUM GOURD **OG**

S 140 days. [Original seedstock from Suzanne Ashworth.] Huge 18-22 in. gourds with thick walls (5/8 in. in good conditions). Round to slightly teardrop-shaped. A stand-out for downy mildew resistance in Common Wealth Seed Growers' 2015 gourd trial, but in other years it's shown some DM susceptibility.

#54110 Pkt
(4 g, ~11 seeds) \$4.25

African Drum

BIRDHOUSE GOURD, BRADSHAW'S **OG S**

S 95 days. For over 50 years, Dr. David Bradshaw has been selecting the strongest and best-shaped gourds for Purple Martin (*Progne subis subis*) birdhouses. This species, the largest American swallow, suffered a population crash in the 20th Century due to the spread of European Starlings, and the birds now rely on humans for nesting houses. It is thought that without our assistance, Purple Martins would be in danger of extinction. Monitor your birdhouses to prevent take-over by aggressive, non-native birds. Purple Martins eat mosquitoes and many other insect pests. The sprawling plants produce up to 12 gourds each. Packets come with Dr. Bradshaw's instructions for building birdhouse condominiums. Hung individually, gourd birdhouses are often appreciated by wrens. **#54109 Pkt**

(3 g, ~22 seeds) \$3.50



Bradshaw's Birdhouse

BUSHEL GOURD **OG**

130 days. It is not unusual for these gourds to grow to over the size of a bushel, especially if you trim them to 1 fruit per plant. Needs a long season to mature – plant as early as possible. Slate gray gourds make excellent baskets when dried, as their shells are stronger than other gourds. **#54107 Pkt** (3 g, ~8 seeds) \$3.25




Bushel

Greens

Arugula (Rocket)

Eruca sativa

Culture: Arugula is a cool-weather crop that requires loose, rich, moist soil. Sow seeds in the spring as soon as the soil can be worked, with successive sowings 3-4 weeks apart. Sow 1/4 in. deep, 1 in. apart, in rows 8-12 in. apart, thinning to 4-6 in. apart. **Packet:** 1.5 g unless stated (about 750 seeds, sows 30 ft.).



ARUGULA **OG** 40 days. Distinctive, sharp, peppery leaves are best harvested when 2-3 in. long. A nice accent for mixed salads. Greens past their prime may be lightly steamed with other greens such as mustard or turnip greens, or used in creamed soups.

#64101 Pkt \$2.75; #64101C (7 g)
\$4.75; **#64101E (28 g) \$5.75**

Unusual Heat-Tolerant Greens

Amaranth Greens



Callaloo

CALLALOO **OG S**


S (*Amaranthus viridis*) [Jamaican variety, via Melissa DeSa in FL.] Tasty, quick growing, self sowing hot weather greens popular throughout the African diaspora,

as well as in Asian cuisines. The abundant leaves are usually eaten cooked, and are sometimes referred to as Chinese spinach. The upright branched plants can reach 6-8 ft. tall in favorable conditions. Cucumber beetles chew some holes in the leaves, but seldom slow down growth. Culture: after last frost, sow or transplant 3-week-old seedlings. For continuous harvest, plant every 2-4 weeks. Space plants up to 18 in. apart. Harvest before plants flower. Self-sows. Callaloo is tolerant of poor soil, root knot nematodes, and bacterial wilt – good greens for almost any garden! **#33121 Pkt** (0.3 g, ~790 seeds) \$3.25

Jewels of Opal

JEWELS OF OPAL **OG S** (Fame flower)

(*Talinum paniculatum*) 35 days. Purslane relative with elegant panicles of 3/8 in. pink flowers. Mild leaves are succulent, light green, and eye-catching. Great in salads, on sandwiches, and as a spinach substitute. Also has medicinal uses. The seedstalks are attractive in dried arrangements – seedpods dry down through shades of orange, red, brown, gold, and grey. 2-3 ft. tall plants can reach 3 ft. wide. Grows in sun or part shade; tolerates poor soil. Native to parts of the South and the Caribbean. Perennial in zones 8 and up. Self-sows readily; may naturalize. **#34201 Pkt** (0.15 g, ~470 seeds) \$3.25



Jewels of Opal

Molokhia

NEW! MOLOKHIA **S** (Egyptian Spinach) (*Corchorus olerarius*) Common in many cuisines of Africa, Asia, and the Middle East, this nutrient-dense green vegetable loves hot weather, and produces over a long harvest season. Dries well. Often used in stews. Plant at least 18 in. apart – big plants may grow to be at least 6 ft tall, depending on how often you harvest! In the same plant family as hibiscus, okra, and cotton. [Our *Molokhia* strain comes to us from Melissa DeSa of Working Food in Gainesville, FL.] **#68501 Pkt \$3.50**



Molokhia

Orach

NEW! RUBY RED **OG S** (*Atriplex hortensis*) Dark red/purple leaves, a lively addition to any salad. Picked young it is tender, and many growers use it in their mesclun mixes. Slightly spicy upright growing plant holds its flavor even as the plants mature in summer heat. (Culture: Direct seed at 2 in. spacing after frost for summer and fall harvest. Thin to 9 in., harvesting thinnings. Harvest often for more tender leaf production!) **#59103 Pkt** (0.5 g, ~60 seeds) \$3.75

Summer Spinach

NEW ZEALAND **OG S**


(*Tetragonia expansa*) 62 days. [Introduced from New Zealand in 1772.] A heat- and drought-tolerant spinach substitute with soil requirements similar to spinach. Greens are best cooked. Seed should be soaked 4-24 hours before planting to speed germination. **#68601 Pkt** (6 g, ~66 seeds) \$2.75



New Zealand

RED MALABAR **OG S** (*Basella alba* var. *rubra*) 70 days.

These Asian greens are a great summer substitute for spinach. The fleshy leaves and stems are high in vitamins A and C. Excellent for salads, stir fries, and thickening summer soups. Germination is slow (10+ days at 80°F) so plant extra, or start indoors 3-6 weeks before transplanting. Grows best with trellising; a good technique is to plant next to pea trellises and let them take over as the peas finish. Thin to 12-18 in. apart. Will re-grow even if severely cut back. Self-sows readily. **#68301 Pkt** (1 g, ~42 seeds) \$3.00



Red Malabar

Chicory & Radicchio

Cichorium intybus

Culture: See Endive (Escarole) on page 24.



Catalogna Chicory

CATALOGNA CHICORY OG 55 days. This well-known Italian chicory has green, deeply cut dandelion-like leaves with light green mid-ribs. More upright than the frillier varieties, it grows up to 16 in. tall, but is best harvested when smaller. #61501 Pkt (0.5 g, ~750 seeds) \$3.00

VERONA RED RADICCHIO 85 days. [Named for the Italian region where it originated.] Beautiful red leaves and white stalks. Zesty flavor develops best in cool weather. Normally planted in mid-summer for fall harvest, can withstand light frosts. #61602 Pkt (1 g, ~450 seeds) \$2.75



Verona Red Radicchio

WILD GARDEN II CHICORY MIX OG S [Frank Morton] A rainbow mix of different chicories, now with even more leaf shapes and colors – add some great color to your fall salads! #61952 Pkt (0.5 g, ~350 seeds) \$3.25

Chinese Cabbage & Asian Greens

Brassica rapa

Culture: Heading types are grown similarly to cabbage. If grown in spring, plant as early as possible, as mature heads will rot in summer heat. Looseleaf types are grown similarly to collards or kale. Pak Choi is usually harvested as small heads but may be harvested by the leaf. **Seed Savers:** Crosses with mustard greens, broccoli raab, turnips, and some rapeseed (canola). Isolate by a minimum of 600 ft. to 1/8 mile for home use, or by



Prize Choi

1/4–1/2 mile for pure seed. **Packet:** 2 g (~625 seeds)

Pak Choi (Bok Choy)

PRIZE CHOI OG S (*B. rapa chinensis*) 50 days. Quick-growing

grows from seed to a hearty 2-lb head in 7 weeks. Dark green leaves and crunchy, tasty, bright white stems. Good in kimchi. Also savory steamed, stir fried or braised. Did great in our spring 2017 Asian green trials, and it's even more productive when planted for fall harvest.

Pkt #22507 \$3.25; #22507E (28 g) \$12.50

WHITE-STEMMED PAK CHOI OG (*B. rapa chinensis*) 45 days. Tender, light green, spoon-shaped leaves with thick, white ribs. 14–18 in. tall. Crisp and mild, great for Asian cooking. Stems make a good celery substitute. Cold-resistant, extended harvests. #22504 Pkt \$3.00



White-Stemmed

Heading types

MICHIHILI (*B. rapa pekinensis*) 73 days. [1948.] Popular variety. Large, upright, well-blanching heads (4 × 18 in.) wrapped with dark-green leaves. Flavor is sweet and mild. Sow in early July for fall harvest. #22502 Pkt \$2.75

Looseleaf types

TOKYO BEKANA OG (*B. rapa chinensis*) 44 days. Great salad green – fast-growing plants make enormous loose heads of light green, ruffled leaves. Very mild – almost lettuce-like in flavor – with good frost tolerance. *Now being grown and eaten on the International Space Station!* #22505 Pkt \$3.25



Tokyo Bekana

Collard Seed Savers Project

We are working with Seed Savers Exchange to learn more of the stories behind landrace collards and to find stewards for these varieties. Contact us to learn how you can get involved.

www.heirloomcollards.org

ALABAMA BLUE S 75 days. [Alabama heirloom, original seedstock from Jean Mills. Introduced 2015 by SESE.] Landrace with wide variation in beautiful leaf colors.

Green, blue-green, and purple leaves with white, pale green, and plum-colored veins. Smaller leaves than most collards; plants can be more closely spaced. The leaves are more tender and faster to cook, and the plants hold their sweetness longer in hot weather. Blue-leaved collards have become rare, we hope to get more folks growing these again! #24114 Pkt \$3.50



Alabama Blue

BIG DADDY GREASY GREEN S [Grown by the late Hansel Sellars in Cairo, GA for 50 years; seedstock from USDA seedbank via Ed Davis. Introduced 2022 by SESE.] An interesting landrace for the daring collard seed saver. A vigorous, attractive, slightly sweet mix of 40% greasy (shiny) leaves, 30% typical collard leaves, and the rest a mix of undulate and frilly leaves more typical of kale. #24120 Pkt (1 g) \$3.25



Big Daddy Greasy Green

Collards

Brassica oleracea var. acephala

Culture: Kale and collards are members of the cabbage family, and have similar cultural requirements (See Cabbage section). They are both forms of non-heading cabbage and are among the earliest forms of cultivated cabbage. Both are exceptionally high in iron and in vitamins A and C. Collards are more heat-tolerant than cabbage and are usually winter-hardy from Virginia southward. Kale is best grown as a spring, fall, or winter vegetable. The taste of both kale and collards is sweetened and enhanced by frosts and cool temperatures. **Spacing:** Thin kale plants to 6-12 in. apart, and collards plants to 12-24 in. apart. **Cooking Notes:** Kale and collards are best cooked, but young greens grown in cool weather are good in salads. Onions, garlic, pork fat, and vinegar all complement collards. **Harvest:** Clip individual leaves before they are 12 in. long. Old leaves become tough and stringy. **Diseases and Pests:** See cabbage section. Cabbage worms can be controlled with bT. Pick harlequin bugs off spring-sown crops or start new crops in late summer. **Seed Savers:** See Broccoli section. **Packet:** 2 g unless otherwise stated (about 625 seeds) sows 55 ft. direct seeded or 230 ft. as transplants.

CHAMPION OG S 75 days. [VA/AES.] A Vates type collard with increased bolt-resistance, darker blue-green foliage, and enhanced winter hardiness. Non-heading and productive. #24105 Pkt \$3.25



Champion


BACK! GEORGIA CABBAGE COLLARDS S 70 days. [Another Heirloom Collard Project standout, originally from Bobby Prevatte, whose grandparents grew them near Lumberton, NC. Stock seed from the USDA, collected by geography prof. Dr. John Morgan. Introduced by SESE 2019.] Semi-prostrate plants, 15-20 in. tall and 26-38 in. wide with a moderate tendency to head. Sweet and tender yellow-green leaves have a rich flavor some describe as nutty and cabbage-like. A 2018 taste test favorite! Plants are vigorous and high yielding, hardy to 20°F. #24116 Pkt \$3.50

GREEN GLAZE OG S 79 days. [Introduced 1820 by David Landreth.] Old-fashioned and unique variety with smooth, bright green leaves. Heat- and frost-resistant, slow-bolting and non-heading. 30-34 in. tall. Excellent resistance to cabbage worm and cabbage looper. Recommended especially for Southern and warm coastal states. Thin out any dull-leaved off-type plants. #24102 Pkt \$3.25



Georgia Cabbage Collards

GREEN GLAZE 79 days. [Introduced 1820 by David Landreth.] Old-fashioned and unique variety with smooth, bright green leaves. Heat- and frost-resistant, slow-bolting and non-heading. 30-34 in. tall. Excellent resistance to cabbage worm and cabbage looper. Recommended especially for Southern and warm coastal states. Thin out any dull-leaved off-type plants. #24102 Pkt \$3.25



Green Glaze

HEN PECK OG S 🌞 ⌘ 72 days. [NC heirloom, seed stock from Benny and Vickie Cox. Introduced 2015 by SESE.] Another great cabbage collard variety from the Collard Shack. Tender, mild greens. The unusual toothed leaf margins appear as if a bird had nibbled on them, hence the name. (Thin out any non-toothed offtype seedlings.) #24112 Pkt \$3.25



Variegated

VARIEGATED OG S 🌞 ⌘ 80 days. [Florida family heirloom since ~1910. Seed originally via SESE grower Walt Childs. Introduced 1999 by SESE.] Tender greens with good cold hardiness; as the plants experience colder and colder weather, at least half the plants' leaves become a beautiful green-and-white during the winter. In the South where winter temperatures remain above 20°F, plants can live 5+ years and develop 3-4 in. diameter stems. #24106 Pkt (1 g) \$3.25



Lottie

NEW! LOTTIE S 🌞 ⌘ [Pre-emancipation NC heirloom.] Tender light green, slightly heading variety. Legend is Lottie was the name given to the enslaved woman who maintained this variety and passed it in her family after emancipation. More recently it was pulled from extinction and grown by Jeffery "Mr Mac" McPherson at the Lumberton Correctional Institute in NC. #24117 Pkt (1 g) \$3.50

VATES 🌞 68 days. [VA/AES.] Slow-bolting collard with large blue-green leaves on 32 in. tall plants. Produces high-quality frost-resistant greens especially suited to the Mid-Atlantic and the South. #24104 Pkt \$2.75



Whaley's Favorite



Utopian Ultracross photo ©The Utopia Seed Project

NEW! UTOPIAN ULTRACROSS COLLARDS S 🌞 In 2020 The Utopian Seed Project (Asheville, NC) along with 8 other trial sites (including SESE) grew 20 collard varieties as part of a nationwide collard trial for The Heirloom Collard Project. (TUSP also grew Lottie collards, bringing the total to 21 heirlooms.) During winter 2020 the collards survived lows of 8°F, and in spring/summer 2021 seeds were saved from the surviving plants. These seeds represent massive genetic diversity, firstly because the original heirloom collards are genetically diverse, and secondly because they've cross-pollinated with each other. Collard grower and Heirloom Collard participant, Melony Edwards, described them as an ultracross: this isn't a technical term, but captures the spirit of these collards! **50% of all packet sales go straight to supporting the work of The Utopian Seed Project.** #24123 Pkt (1 g) \$5.00

WHALEY'S FAVORITE CABBAGE COLLARDS S 🌞 ⌘ [Introduced 2021 by SESE.] An old timey variety. Flavor is milder than most collards, even in summer. Loose heads form in cooler weather and make excellent collard kraut. This winter-hardy variety has been featured on the PBS shows "A Chef's Life" and "Somewhere South." #24119 Pkt \$3.25; #24119D (14 g) \$8.50

YELLOW CABBAGE COLLARDS S 🌞 ⌘ 75 days. [NC heirloom, seedstock from Benny and Vickie Cox, owners of the famous Collard Shack in Ayden, NC. Introduced 2015 by SESE.] Milder and more tender than most collards, the yellow-tinted leaves form a loose head. Seed for cabbage collards is hard to come by - many thanks to the Coxes for sharing theirs! #24111 Pkt \$3.25



Yellow Cabbage Collards

Cress

Culture: A quick growing cool-weather vegetable, cress has many forms. Plant upland cress and curly cress in late summer or early fall in moist but well-drained soil with plenty of organic matter. Broadcast seed (or plant in rows 7 in. apart) and cover very lightly with soil or compost. Seed can take 2 weeks to emerge.




Belle Isle

BELLE ISLE OG S 🌞 ⌘ (Upland Cress) (*Barbarea verna*) 50 days. [17th c. Portuguese sailors shipwrecked on Canada's Belle Isle survived the winter thanks to these greens.] A traditional winter green across the Mountain South. Dark green leaves are high in vitamin C. Transplant or sow anytime, but best sown in late summer for winter greens. The yellow blossoms help nourish ladybugs, syrphids, and other beneficial insects. #71307 Pkt (1 g, ~615 seeds) \$3.25



Creasy Greens

CREASY GREENS 🌞 ⌘ (Upland Cress, Winter Cress) (*Barbarea verna*) 50 days. An old favorite. As easy to grow as spinach indoors or out. #71217 Pkt (2 g, ~1250 seeds) \$2.75



Curly Cress

CURLY CRESS 🌞 ⌘ (Garden Cress) (*Lepidium sativum*) 30 days. Use the young leaves of this mustard family member for adding zing to salads. #71218 Pkt (2 g, ~1330 seeds) \$2.75

WATERCRESS OG 🌞 ⌘ (*Nasturtium officinale*) Best sown spring through mid-summer. Rich in vitamins and used in salads for mustard-like flavor. Transplant to a cool stream of pure clean water or grow in pots and add fresh water daily. Can also be grown in trays with just enough water to float the crowns. Needs partial shade in hot weather. #71219 Pkt (0.5 g, ~2740 seeds) \$3.25



Watercress

Endive (Escarole) *Cichorium endivia*

Culture: Endive is grown like lettuce and is sensitive to hot weather. Thin plants to 8-12 in. apart in rows 18 in. apart. May be blanched in 3 weeks by tying up the outer wrapper leaves, but must remain dry inside the wrapper. Blanching increases crispness, tenderness, and removes bitterness caused by hot weather. For prolonged harvest, dig plants in late fall with root ball intact and store at about 50°F in a root cellar.



Endive, sliced in half to show blanched heart

BROAD-LEAVED BATAVIAN 🌞 ⌘ (Full Heart Escarole) 90 days. [1934. AAS winner.] Large, broad, dark-green outer leaves enclose round, deep 12-16 in. heads which are well-blanched, creamy-white, and buttery. #61101 Pkt (1 g, ~600 seeds) \$2.75

Kale

Brassica oleracea & Brassica napus

Culture: A member of the cabbage family with similar cultural requirements to collards and cabbage (see Collards section). **Seed Savers:** *Brassica napus* crosses with rutabaga and some rapeseed (canola). For *Brassica oleracea*, see Broccoli section. **Packet:** 2 g unless otherwise stated (about 625 seeds) sows 55 ft. direct seeded or 230 ft. as transplants.

NEW! GULAG STARS OG S 40-60 days. (*B. napus* x *B. rapa*) [Originally bred by Tim Peters, since further developed by Adaptive Seeds.] A fun and fascinating mix of different kales in all their different colors, leaf shapes, textures, and stem types. **#25114 Pkt \$3.50**



LACINATO OG S

60 days. Dark green heirloom kale from Tuscany that dates back to the 1700s. Sometimes called "dinosaur kale," Italians call it "cavolo lacinato," or curly kale. It is sweet and delicious and so hardy it can be harvested under a foot of snow. **#25106 Pkt \$3.25**

open source seed initiative



LACINATO RAINBOW MIX OG S [Bred by Frank Morton of Wild Garden Seed, Lacinato crossed with Redbor kale.] Lacinato's treasured taste, plus many shades

of red and purple in the stems and leaves. As with other red-tinted greens, color is most vivid in cool weather. Now extra cold-hardy – the 2014 seed crop went through a -6°F freeze, and seed was saved from the plants that survived! **#25109 Pkt (1.5 g, ~450 seeds) \$3.25**



PREMIER 60 days. When over-wintered, the vigorous plants remain compact while developing new growing points on the main stem. This results in higher leaf production for spring harvest. Plants resist bolting 3-4 weeks longer. Smooth, exceptionally tender dark green leaves have scalloped edges. **#25105 Pkt \$2.75**

RED RUSSIAN OG S (*B. napus*) 40 days. Beautiful plants grow 2 ft. tall. Mild, tender leaves have purple-pink veins lightly tinged with purple on the margins. In cold weather the leaves turn reddish-purple and are very attractive. Less cold-hardy (15°F) than most kales. **#25102 Pkt \$3.00; #25102E (28 g) \$6.25**



SIBERIAN OG S (*B. napus* var. *pabularia*) 55 days. Good basic kale, 24-30 in. tall, tender leaves are light green and ruffled, thick white stems. **#25108 Pkt \$3.25; #25108E (28 g) \$8.50**



Order online at
www.SouthernExposure.com
for fastest service and largest selection.

HORNED MUSTARD OG S 41 days. As the lightly frilled, bright green leaves grow, a small horn emerges from the stem. The tender leaves are spicy when raw but mild when cooked. Texas grower Tim Miller grows this mustard fall through spring in his hot climate. **#27110 Pkt \$3.00**



OLD FASHIONED RAGGED EDGE 42 days. An old favorite that produces fine quality salad greens. Leaves are long, narrow, deeply cut, and ruffled. A popular mustard in Virginia and the Carolinas. Though it bolts early, it has the best flavor. **#27101 Pkt \$2.75**

RED GIANT OG S (*B. juncea*) 43 days. A beautiful mustard from Japan, Red Giant has well-savoyed leaves, predominately reddish-purple with an undercoat of deep green. Good cold tolerance and strong mustard flavor. More insect-resistant than other varieties. **#27102 Pkt \$3.00**



Mustard Greens

Brassica juncea & Brassica rapa

Culture: This nutritious cool weather crop shares cultural requirements with members of the cabbage family. (See Cabbage section.) Direct sow ¼ in. deep in spring, summer, and early fall. Thin to 8-12 in. apart in rows 10-12 in. apart. Keep well watered. **Seed Savers:** *Brassica rapa* crosses with Chinese cabbage, broccoli raab, turnips, and some rapeseed (canola). Isolate by a minimum of 600 ft. to ½ mile for home use. For pure seed isolate varieties by ¼-½ mile. **Packet:** 2 g unless otherwise stated (1050 seeds) sows 90 ft.




CAROLINA BROADLEAF OG S 42 days. [2015, Mark Farnham & Pat Wechter, ARS/USDA. Introduced 2017 by SESE.] Old favorite "Florida Broadleaf" mustard is now having big problems with a new bacterial blight, so Carolina breeders have come to the rescue and added needed resistance! 16-24 in. tall plants, green leaves, pick 'em small for salads, or larger for cooking. **#27112 Pkt \$3.25; #27112E (28 g) \$6.75; #27112F (¼ lb) \$16.25**



EARLY MIZUNA OG (*B. rapa japonica*) 37 days. Extremely mild, yet definitely a mustard flavor. Tastes great in salads even for those that dislike the spiciness often associated with raw mustards. Also an excellent cooking green. Delicate, frilly greens are frost tender, so not recommended for late fall crops. **#27104 Pkt \$3.00; #27104E (28 g) \$6.25**

FEASTER FAMILY HEIRLOOM S [Grown by the Feaster family in Shiloh, FL for many generations on their Florida Pioneer Family Farm. Thanks to Working Food and Jerome Feaster for the seed!] Broad, pale green, smooth leaves can get quite enormous, reaching 2 ft. tall. The leaves have a nice spicy bite that sweeten when they cook, and a large crunchy and juicy mid-rib. Grows well year-round in north Florida, but does best during the cooler months there when it's greens season. **#27114 Pkt \$3.00; #27114D (14 g) \$6.50**





Vates

VATES **OG** **S** 55 days. [Selected from 'Dwarf Blue Curled Scotch' by the VAI/AES.] Planted spring or fall. Overwinters well in the Mid-Atlantic. Resistant to yellowing due to frost or heat. Very flavorful, best when steamed, good in salads. #25101 Pkt \$3.00



White Russian

open source seed initiative

WHITE RUSSIAN **OG** (B. napus) [Bred by Frank Morton of Wild Garden Seed.] Green with white veins, tasty tender greens are similar to Red Russian, but taller, more cold-hardy, and overwintered plants last longer. Great wet soil tolerance, even surviving flooding. #25113 Pkt \$3.25; #25113D (14 g) \$7.25



Ruby Streaks

RUBY STREAKS **OG** 40 days. Beautiful, lacy, deeply serrated leaves are purple in cold weather, purple and green in warm weather. They have just the

right kind of spiciness and add a great touch to salads. Good in stir-fries as well. #27111 Pkt \$3.25



Tatsoi

TATSOI **OG** (B. rapa narinosa) 43 days. Rosettes of thick, dark green, oval-shaped leaves with mild mustard flavor. The most cold-hardy (22°F) commonly available mustard. Very attractive, good for all seasons, and long-lasting. Excellent for stir-fry or salads. #22601 Pkt \$3.00

YUKINA SAVOY **OG** **S** (B. rapa pekinensis) Dark green, highly savoyed, spoon-shaped leaves, like a larger version of Tatsoi, with stems similar to Pak Choi. Pleasant, mild flavor, and good heat tolerance. #27113 Pkt \$3.25




Yukina Savoy

Parsley


Petroselinum crispum

Culture: Parsley seed germinates very slowly, requiring 3–4 weeks, and so is best started indoors. It can be sown directly outside in early spring before weeds are growing fast: sow seeds ¼ in. deep, and thin to 6–12 in. Keep well watered. Soaking seed in water for 24 hours will speed germination. Mark location with radish seed. (Fast germination procedure: Plant seed in a small flat of soil or planting medium. Place flat in a zip-lock bag, and freeze for 12–24 hours. Remove from freezer and keep moist until seed begins to germinate.) **Pests:** Voles can eat parsley roots. We often do a 2nd planting in late summer to replace any plants lost to voles. **Seed Savers:** Isolate by a minimum of ¼ mile for home use. For pure seed isolate by ½ to 1 mile. **Packet:** 2 g (approx. 900–1350 seeds, depending on variety) sows 35–70 ft



Dark Green Italian

DARK GREEN ITALIAN **OG** **H** (Plain Leaf) (var. neapolitanum) 78 days. [Introduced by 1807.] Plain in appearance but fancy in taste, this celery-leaf parsley is the best-flavored variety. Excellent for dried parsley. Good greenhouse variety, as aphid control is easier due to its wide straight leaves. Less cold-hardy than curly types. #37101 Pkt \$3.00; #37101E (28 g) \$6.25



Moss Curled

MOSS CURLED **OG** 70–85 days. [Pre-1865.] Vigorous, high-yielding, and very uniform. Dark green leaves are so thickly curled that this parsley resembles moss. #37103 Pkt \$3.00; #37103E (28 g) \$6.25

Spinach *Spinacea oleracea*

For "Summer Spinach," see page 23

Culture: Spinach does well with a combination of cool weather, short days, high soil fertility, ample water, and neutral pH (6.5–7.5). Sprinkle some limestone in the row as you plant if you think the soil is too acidic. Sow seed ½ in. deep directly into the garden as soon as the ground can be worked, and thin to 4–6 in. apart in rows 8–10 in. apart. Succession plantings can be made every 2 weeks. Temperatures above 60°F for the first 6 weeks of growth may increase the tendency to bolt. Mulch the soil to reduce bolting by keeping the roots cool. As spring heats up, plants get smaller and less sweet and bolt faster. **Fall Planting:** High summer temperatures can kill small seedlings, so wait until a month before first fall frost to sow. Fall plantings give a more sustained harvest than spring plantings. Spinach grown in frosty weather has the largest and sweetest leaves. Some varieties tolerate 0°F and over-winter to produce excellent spring crops. **Pests:** For fall crops, sow seed 2–3 times as thick to help spinach survive grasshoppers. **Seed Savers:** Grow only one variety or isolate by ¼ mile for home use. For pure seed isolate by ½–1 mile. **Packet:** 5 g (about 475 seeds) sows 40 ft.



Abundant Bloomsdale

open source seed initiative

ABUNDANT BLOOMSDALE **OG** **S** 47 days.

Sweet, tender, bolt-resistant, and bred for organic farmers. Savoyed, dark green leaves held on upright stems. Bred by the Organic Seed Alliance (OSA) in partnership with organic farmers. Named after the Abundant Life Farm where this breeding project started in 2002. **We give 10% of your purchase price to the Organic Seed Alliance to support their breeding programs.** #67107 Pkt \$3.50; #67107E (28 g) \$7.75



Long Standing Bloomsdale

LONG STANDING BLOOMSDALE **OG** **S** 42 days. [Pre-1915.] A fully-savoyed or crinkled variety with dark green leaves. Most heat-tolerant variety we offer, very dependable, and the most full-flavored variety for salad use. Has withstood winter lows to 0°F. #67102 Pkt \$3.25



Winter Bloomsdale

WINTER BLOOMSDALE **S** **H** **OG** 47 days. Adapted for late summer and early fall plantings and overwintering. The slow-bolting plants are resistant to blue mold, blight, and mosaic. Dark green, well-savoyed leaves. #67103 Pkt \$3.25

Swiss Chard

Beta vulgaris var. *circa*

A few plants of Swiss chard will provide a large supply of greens throughout the spring, summer, and fall. Can withstand light frosts; mulching around plants may help plants overwinter in areas with mild winters. Planted from early to late spring, or again in the fall. **Culture:** Sow seeds ½ to ¾ in. deep and thin to 12–16 in. apart. **Harvest:** Clip off leaves near the base of the plant. **Cooking:** Excellent when stir-fried, or used in creamed soups or quiche. Freezes well. **Greenhouse Notes:** Swiss chard is an ideal plant for greenhouses, where it may be grown as a perennial. **Pests:** In the Southeast, blister beetles may attack chard in mid-summer. Pick off beetles (wear gloves!), or pull up plants and wait to replant for fall. **Seed Savers:** Isolate varieties by a minimum of ¼ mile for home use. For pure seed isolate by ½–1 mile. Will cross readily with beets. **Packet:** 4 g (about 200 seeds) sows 25 ft.

FORDHOOK GIANT OG ☀️ ⌚ 50 days. [1924] Reliable heirloom – big vigorous plants, big white stems, big dark green leaves! #32104 Pkt \$3.00; #32104E (28 g) \$6.25

LUCULLUS ☀️ ⌚ 50 days. [-1914. Named after the Roman general Lucius Lucullus (pronounced “lu-kyul-us”) who was renowned for his splendid banquets.] Large, pale green leaves with thick white stems and heavily crumpled leaves. #32101 Pkt \$2.75




Lucullus

PERPETUAL SPINACH ☀️ ⌚ (Leaf Beet Chard) 55 days [European heirloom, 1869.] Smooth dark green leaves with slender stalks, milder than other chards. Produces tasty greens all summer and late into the fall. An excellent no-fuss warm weather substitute for spinach in the Southeast. (It won't be as sweet as spinach grown in cool weather, but still, we're glad to have this one around for summer greens!) #32301 Pkt \$2.75



Perpetual Spinach

PRISMATIC RAINBOW OG S ☀️ ⌚ 60 days. [Originally from Australia, more recent selection by Siskiyou Seeds.] A real rainbow – stalks in vivid shades of orange, pink, white, yellow, and red, with some striping. Also selected for resistance to leaf miners and upright leaves. #32952 Pkt \$3.25



Ruby Red

RUBY RED OG ☀️ ⌚ (Rhubarb Chard) 55 days. A beautiful addition to any garden, worth growing for the color alone. Foliage is dark green on ruby red stalks. More frost-tolerant than other chards, plants are especially striking in cold weather. #32102 Pkt \$3.00; #32102E (28 g) \$6.25

Kohlrabi

Brassica oleracea var. *gongyloides*

Kohlrabi is grown for its bulbous stem and its leaves which can be eaten raw in salads or cooked. Kohlrabi stores very well when refrigerated. **Culture:** Grow kohlrabi in the spring or fall since it does best in cool weather. Sow seed ¼ in. deep to be thinned to 5 in. apart in rows 12 in. apart. See Cabbage section for additional cultural notes. **Harvest:** When roots are 2 in. in diameter or smaller except as noted. **Solar Greenhouse Notes:** Any variety of kohlrabi does well in the solar greenhouse in the spring, fall, and winter. Purple varieties have more flavor, are less susceptible to cracking of the bulb, and are more insect tolerant, but grow more slowly. **Insects and Disease:** Fairly resistant to insects and disease. Cabbage worms can be controlled with Bt. **Seed Savers:** See Broccoli section. **Packet:** 4 g unless stated (about 1275 seeds) sows 135 ft.



Early Purple Vienna

EARLY PURPLE VIENNA ☀️ ⌚ 60 days. [Pre-1860.] More flavorful and slightly larger than White Vienna, and our garden trials have shown it to be slightly more resistant to the cabbage worm. #26101 Pkt \$2.75; #26101E (28 g) \$6.25



Gigant Winter

GIGANT WINTER ☀️ ⌚ 130 days. [Czechoslovakian heirloom reselected by E. M. Meader at UNH. Introduced 1989 by SESE.] Excellent for winter storage, and can remain in the garden all winter in warmer areas, especially if protected with mulch. Typically grows 8–10 in. in diameter, yet remains tender. Has grown up to 62 lbs, but 15–20 lbs is more normal. Used fresh or cooked at any size from small to large. Leaves of large plants can be eaten like kale. Resistant to root maggots. #26201 Pkt \$3.00

Extend Your Lettuce Season: Begin lettuce production early and keep it going later in the season by covering plants with a row cover blanket (p. 81). Extend your harvest into early summer with this technique: plant tall vegetables in east-west rows and plant heat-resistant lettuce in the shade of the north side of the rows. Corn planted in rows 4 ft. apart or pole beans on a fence or trellis is ideal. Interplanting lettuce with bush squash also gives good results. Mulch the lettuce well, keep well watered, and enjoy!

Leeks

Allium ampeloprasum

Leeks are biennial members of the onion family grown for their delicate onion flavor in soups and salads. Cultural Notes: Culture of leeks is similar to that of onions, but leeks are easier to grow. (See Onion cultural notes.) Sow seed indoors in flats 6–12 weeks before setting out transplants 2–6 in. apart in rows 18 in. apart. Leeks require loose, fertile soil kept well watered through the growing season. Blanch stalks by hilling up soil around the stalks as they grow. **Packet:** 3 g (about 1100 seeds) sows 40 ft. direct-seeded or 120 ft. as transplants.



American Flag

AMERICAN FLAG OG ☀️ ⌚ (Broad London) 130 days. The standard variety for home gardens. Stems average 1½ × 8–10 in., well-blanching from the base upward. Good variety for overwintering, hardy to at least 10°F. #66401 Pkt \$3.00



King Richard

KING RICHARD OG S ☀️ ⌚ 75 days. Early-maturing leek. Slender and tall (1 × 12 in.). Best for summer and early fall – harvest before frosts drop below 20°F. #66402 Pkt \$3.25

KING SIEG OG S ☀️ ⌚ 84 days. [Stable cross of King Richard and Siegfried, from grower Beth Rasgorshek.] Short, thick shanks (3 × 6 in.) with blue-green leaves. Good variety for overwintering. #66403 Pkt \$3.25



Lettuce


Lactuca sativa

Culture: Lettuce is a cool-weather crop that thrives in the temperature range 60–65°F, and if thoroughly hardened, most varieties survive temperatures as low as 20°F. Cold-adapted varieties survive even lower temperatures. Seed germinates best at about 75°F. Lettuce seed will germinate at temperatures as low as 40°F. Early spring plantings should be made as hardened transplants from seed started one month before setting outdoors. Later plantings can be direct-seeded. Sow seed ¼ in. deep and thin to 10–16 in. apart depending on the variety. Loose-leaf varieties may be planted more closely but good air circulation should be maintained around the plants. Soil should be cool and moist during germination. **Germination Notes:** At temperature over 80°F lettuce will often fail to germinate. Lettuce can be planted during hot weather if the seeds are germinated in the refrigerator for 4–6 days. Another method is to soak seed in 10% bleach for 2 hours at 40–60°F followed by 4 water rinses. This enhances germination speed and quality. One more method is to keep soil cool with burlap or boards; remove cover promptly after germination (3–4 days) to keep grasshoppers and other pests from enjoying the tender sprouts! **Bolt Resistance:** Resistance to bolting is highest with loose-leaf lettuce, followed in order by romaine, butterhead, bibb, and crisphead. Lettuce bolts more readily if exposed to temperatures below 50°F during the 2- to 3-leaf stage (the first 3 weeks after germination). Thus, early spring lettuce is best started indoors and transplanted out at least 3 weeks after sowing. Before the days become hot, mulch the plants to keep the root temperature cool. In deep summer heat it's difficult to mature quality lettuce – heads become smaller and less sweet – at that time of year, cucumber and tomato salads are the easiest! **Harvest and Flavor Notes:** The glucose content of lettuce harvested in the morning may be 2½ times greater than lettuce harvested in the early afternoon. For best quality and maximum sweetness harvest by 7–8 a.m., especially in summer. **Greenhouse Note:** Use heat-tolerant loose leaf or bibb types. **Insect Pests and Diseases:** In the greenhouse, control aphids by means of ladybugs, sticky yellow traps or by insecticidal soap. Maintain good air circulation around plants to reduce disease. **Maturity Dates:** Dates are from direct seeding. Subtract 15–20 days for dates from transplanting. **Seed Savers:** Isolate varieties by a minimum of 12 ft. for home use. For pure seed isolate varieties a minimum of 25–50 ft. **Packet:** 0.5 g unless stated (about 400–625 seeds, depending on variety) sows 30 ft. direct-seeded or 175 ft. as transplants.

Bibb (Butterhead) Lettuce

Bibb lettuce is more tolerant of hot weather than crisphead lettuce. It is best for cooler regions, with some notable exceptions. Intermediate in nutritional value, it has small loose green heads with blanched yellow interiors and thin, soft-textured leaves.

BUTTERCRUNCH OG S 55 days. [1963, AAS winner.] A reliable variety for garden, market, and greenhouse use. Dark green leaves and compact heads. Holds well under heat and stress, good bolt resistance. #62302 Pkt \$3.00; #62302C (7 g) \$6.25



Buttercrunch




Capitan

CAPTAN OG S 62 days. This Dutch variety was judged the best Boston-type lettuce in the 1983 Rodale Research Center trials. Excellent heat and cold tolerance plus resistance to lettuce mosaic virus. 5 oz loose, light green heads. Nice buttery flavor. Recommended with consistent high praise from our customers, one of our personal favorites. #62303 Pkt \$3.25

CRAWFORD OG S 57 days. [TX heirloom, brought from OK by Marshall Crawford's family.] A Texas favorite, famous for fast growth, great flavor, and heat resistance. Green bibb, slightly savoyed, with some red/brown on the leaf edges. In Texas it's planted in the fall and winter. Here in Virginia, it holds up well in summer heat and also winter cold. A favorite of SESE founder Jeff McCormack. #62710 Pkt \$3.25

SCHWEITZER'S MESCHER BIBB OG S 50 days. [1700s. Introduced 1986 by SESE. Brought to the U.S. from Austria in the early 1900s and then maintained as a Schweitzer family heirloom.] Best grown in cool weather, forms small tight crisp heads of green leaves ringed with red. Excellent flavor and appearance. #62305 Pkt \$3.25



Schweitzer's Mescher

Buttercos Lettuce

Buttercos lettuce has the characteristics of both bibb and romaine.

WINTER DENSITY OG S 58 days. [English.] 8 in. heads are compact, dense, and upright. A high-quality lettuce with excellent cold tolerance. Does well for us in greenhouse or garden. #62802 Pkt \$3.25; #62802C (7 g) \$6.75



Winter Density

SPECKLED BIBB

OG S

43 days. A great-tasting lettuce for any season. Holds longer in the heat than Slobolt or Buttercrunch, yet still grows quickly in cool weather. Attractive light green leaves are spotted with red dots. Crispy heads often self-blanch in the center. #62309 Pkt \$3.25; #62309C (7 g) \$6.75



Speckled Bibb



Susan's Red Bibb

SUSAN'S RED BIBB

OG S

60 days. The most attractive variety in our heirloom lettuce trials. Ruffled, bitter-free red bibb has large tender leaves with rosy-red margins. Color is beautiful in salads. #62306 Pkt \$3.25

TOM THUMB OG S

48 days. [Pre-1850.]

Space-saving miniature butterhead. Apple-sized head can be used whole in individual salads. Tender leaves are medium-green and crumpled. Popular in some restaurants. #62307 Pkt \$3.25; #62307C (7 g) \$6.75



Tom Thumb

YUGOSLAVIAN RED BUTTERHEAD OG S

58 days. [Heirloom from a peasant family in Marburg, Yugoslavia (now Slovenia). Introduced 1987 by SESE.] Red-tinged leaves form heads 10 in. across. The interior leaves are quite pretty: creamy yellow-green dappled with red. Succulent with a buttery flavor. #62308 Pkt \$3.25



Yugoslavian Red

open source seed initiative



Wild Garden Mix

Lettuce Mix

WILD GARDEN LETTUCE MIX OG S More than 60 different varieties of lettuce from Wild Garden Seeds – a huge variety of colors, shapes, sizes, and textures, all together in one packet! Instant diversity for salad mixes or for gardeners wanting to try it all. #62951 Pkt \$3.25; #62951C (7 g) \$6.75

Romaine (Cos) Lettuce

Romaine lettuce produces upright, elongated tall heads with thick succulent ribs and distinctively flavored long thick crinkled leaves. Moderately tolerant of heat and shade, romaine does best in a loose fertile soil, and is the most nutritious type of lettuce.



Cosmo

COSMO OG S 55 days. 12 in. tall heads have vibrant green, broad, savoyed leaves that are crisp and sweet. Stays bitter-free longer than many other varieties. One of our favorites. #62701 Pkt \$3.25; #62701C (7 g) \$6.75

FORELENSCHLUSS OG S 58 days. Translated as “Speckled Trout,” this Austrian lettuce has gorgeous green leaves with maroon markings. Crispy leaves with thick midribs. Grows quickly in cold weather but will bolt in heat. Holds its excellent flavor even after it starts to bolt. #62705 Pkt \$3.25

JERICHO OG S 60 days. [Israeli introduction.] Bred for desert heat, Jericho thrives in our hot summers. The tall (24 in.), heavy, light-green heads retain their sweetness even when other lettuces have gone bitter. Good tipburn resistance. A favorite among market growers. #62706 Pkt \$3.25; #62706C (7 g) \$6.75

KALURA OG S 57 days. This tall, heavy, open headed romaine has great flavor. Resists heat and tip burn almost as well as Jericho. Pam Dawling, author of *Sustainable Market Farming*, praises it for its flavor, texture and large heads. #62708 Pkt \$3.25; #62708C (7 g) \$6.75

MAYAN JAGUAR OG S 61 days. The heaviest yield-er in our 2017 lettuce trials. Crunchy, dark green leaves with bold, dark red splotches. Upright heads reduce splashback of soil onto leaves. Attractive pink hearts. Slow to bolt. Bred by Frank Morton. #62711 Pkt \$3.25



Kalura

OUTREDGEOUS OG S 64 days.


[Bred by Frank Morton of Wild Garden Seed.] Intensely dark red, slightly ruffled leaves form loose heads. Chosen by NASA for space farming – in Aug. 2015, Outredgeous became the first vegetable to be grown and eaten on the International Space Station! #62709 Pkt \$3.25



Outredgeous

PARRIS ISLAND COS OG 68 days.

[1952, named after Parris Island, SC.] Parris Island Cos has steadily gained in popularity since its introduction. It has resistance to tipburn, tolerance to mosaic, and is medium-to-slow-bolting. A 2020 study identified it as one of the best romaines for keeping fresh after leaves are cut. 10–12 in. heads of slightly savoyed leaves with a creamy white heart. #62702 Pkt \$3.00; #62702C (7 g) \$6.25



Parris Island Cos



Rouge d'Hiver

ROUGE D'HIVER OG (Red Winter) 62 days. [French heirloom ca. 1840.] Red and green leaves with deep red tips, forms semi-open romaine heads with good flavor. Does best in cooler weather. We've had excellent quality overwintering it under row cover here in Virginia. #62707 Pkt \$3.00; #62707C (7 g) \$6.25

SWEET VALENTINE OG S 55 days. Sweetest lettuce we offer. Good summer variety – heads stay mild even when plants have bolted. The extremely deep-red leaves are slightly smaller than other cos varieties. #62112 Pkt \$3.25; #62112C (7 g) \$6.75



Sweet Valentine



Mayan Jaguar

Crisphead & Batavian Lettuce

Crisphead lettuce is the most popular type, appreciated for its tightly folded blanched crisp leaves, though it's less nutritious than other types. Because it is harder to grow to perfection, we offer varieties that are more adapted for hot regions. Crisphead lettuce should be set out early in the season since it requires a long cool season. If heads have not formed by late spring, shading with cheesecloth or screening is recommended.

ANUENUE OG S 50 days.

[1987, U. of Hawaii. Anuenue is Hawaiian for “rainbow” (pronounced “ah-nu-ee-nu-ee”).] Seed is able to germinate at higher soil temperatures (above 80°F). Resembles a crisphead lettuce with bright glossy green leaves. Heat-tolerant and bolt-resistant. Recommended for all lettuce growing seasons. #62506 Pkt \$3.25



Anuenue

LOMA OG S 49 days. Small, dense heads with good heat resistance. The crisp, crunchy leaves are apple green and frilly. A favorite of many market growers. #62509 Pkt \$3.25; #62509C (7 g) \$6.75



Loma

SIERRA OG S 54 days. Open-headed batavian crisphead with excellent resistance to bottom rot and tipburn. Leaves are glossy green with reddish veins. Grows in open fashion at first, forming a compact head at maturity. Very tasty, crisp, and juicy. Holds well under high heat. #62503 Pkt \$3.25; #62503C \$6.75



Sierra

TENNIS BALL OG 55 days. [Pre-1804. Grown by Jefferson at Monticello.] Medium-sized Boston-type heads with light green leaves, yellow-green at the base. Black-seeded. Best grown as a spring lettuce. #62505 Pkt \$3.25



Tennis Ball

Loose-Leaf Lettuce

Loose-leaf lettuce is a non-heading type of lettuce, second to romaine in nutritional value, and generally the easiest type for gardeners to grow. As a group it is the most forgiving of poor soil, is generally more heat-tolerant, and contains the largest diversity of attractive heirlooms.



Black-Seeded Simpson

BLACK-SEEDED SIMPSON OG ⌘ 49 days. [-1850.] An old standard and one of the earliest loose-leaf types. Good for early spring planting for the first lettuce of the season but quality declines in heat or late plantings. Still a popular variety. #62102 Pkt \$3.00; #62102C (7 g) \$6.25



Bronze Arrow

BRONZE ARROW OG S ⌘ 60 days. [California Heirloom.] Very attractive large oak-leaf-shaped leaves with reddish-brown tips. High yields, cut and come again, slow to bolt, delicious flavor. #62803 Pkt \$3.25



Deer Tongue

DEER TONGUE OG S ⌘ (Matchless) 54 days. Upright, loose heads with excellent sweet flavor and crisp texture. Has slightly savoyed, triangular, round-tipped leaves with a succulent mid-rib. Moderate bolt resistance. One of our favorites. #62103 Pkt \$3.25; #62103C (7 g) \$6.75



Drunken Woman

DRUNKEN WOMAN OG S 55 days. Gorgeous bright green leaves with ruffled – almost fringed – edges in deep bronze. Crisp texture, very beautiful with sweet taste. Slow to bolt. #62801 Pkt \$3.00; #62801C (7 g) \$6.50



Red Sails

RED SAILS OG 45 days. [1985. AAS winner.] Early producer. Slow to develop bitterness when compared to red varieties, but average compared to green ones. Crinkled leaves; maroon-red color intensifies as leaves mature. #62107 Pkt \$3.25; #62107C (7 g) \$6.75

RED SALAD BOWL OG ⌘ 55 days. Big, beautiful, wine-red leaves, like Salad Bowl only red. Excellent fall variety. #62301 Pkt \$3.00; #62301C (7 g) \$6.25

Mushrooms

Mushroom plug spawn is shipped 1-4 weeks after you place your order, directly from Sharondale Farm, where it is grown. U.S. shipping addresses only. We cannot apply priority shipping and handling to mushrooms.

Culture: Using mushroom plug spawn is easy. It can be hammered into LOGs for growing many woodland mushrooms. LOGs cut from healthy live dormant trees work best. Cut 3 to 8 inch wide LOGs to manageable lengths. Drill 5/16 in. holes about 1/4 in. deep in a diamond pattern into the LOG. Space holes about 6-8 in. along the length of the LOG and about 1.5-2 in. around the diameter. Hammer mushroom spawn plugs into the holes and cover holes with wax. Select a shady, humid spot. Place oyster, reishi, and lion's mane LOGs directly on the ground where they will not dry out. You can push mulch against the LOGs about half the diameter deep to help retain moisture. Place shiitake LOGs slightly above the ground, so the bark is not damaged or rotted. Maintaining LOG moisture is the most important job for the next 6-12 months. Water if the weather is dry for extended periods. Seal and store unused plugs for a few weeks in the refrigerator.

SALAD BOWL OG 40 days. [1952. AAS winner.] Large looseleaf lettuce with long frilly leaves arranged in a rosette. Tolerant to heat and tipburn. One head makes a salad. #62502 Pkt \$3.00



Salad Bowl

SIMPSON ELITE OG S ⌘ 48 days. [1993] Holds up to 30 days longer than 'Black-Seeded Simpson' without bolting and with less tendency to develop bitterness later in the season. An excellent variety that for years was only available through a Monsanto subsidiary, but now back in the public domain! #62108 Pkt \$3.25; #62108C (7 g) \$6.75

SLO-BOLT OG S ⌘ 48 days. [1946.] "Grand Rapids" type with good heat tolerance. Excellent choice for Southern gardens or greenhouse use. Leaves are bright green and ruffled. #62109 Pkt \$3.25

SWORD LEAF OG S ⌘ (Yu Mai Tsai) 53 days. [Taiwanese.] This unusual lettuce has a robust, distinctive flavor with hints of almond and clove. Uniquely long, thin, pointed leaves. Sometimes used in cooking as well as salads. #62114 Pkt \$3.25



Sword Leaf

THAI OAKLEAF OG S ⌘ 39 days. [Introduced 1988 by SESE from a Thai breeding program.] Selected to produce excellent quality lettuce under high heat. A favorite of hydroponics growers. Resembles Oakleaf, but with larger, more tender, and more upright leaves. Moderately slow to bolt. Distinctive, almond-like flavor. #62110 Pkt \$3.25; #62110C (7 g) \$6.75



Thai Oakleaf

LION'S MANE S ⌘ (Hericium erinaceus) Distinctive flavor and texture reminiscent of seafood. One of the more exotic-looking mushrooms, yet native to Virginia forests. Fruits in the summer on hardwood LOGs, including Oak, Maple, Walnut and even that pesky opportunist Ailanthus (Tree of Heaven). Also goes by Pom Pom, Bearded Hedgehog, and Monkey's Face. #75103A (100 plugs) \$19.00; #75103B (500 plugs) \$59.00



Lion's Mane

JD PEARL OYSTER S ⌘ (Pleurotus ostreatus) Native Pearl Oyster strain named after a farmer who collected it in Virginia. Well-adapted to Central Virginia's climate, and has also been grow successfully throughout the southeastern and northeastern US. This mushroom grows into beautiful creamy colored clusters on Tulip Poplar (*Liriodendron tulipifera*) and Tree of Heaven (*Ailanthus altissima*) LOGs. #75102A (100 plugs) \$19.00; #75102B (500 plugs) \$59.00



JD Pearl Oyster



Reishi

REISHI S ⌘ (*Ganoderma lucidum*) Known as the Chinese Mushroom of Immortality because it's an excellent immune modulator and helps your body adapt to environmental challenges. These powerful medicinal properties are best extracted from Reishi by grinding the fruiting bodies, then decocting in water or tincturing in alcohol. #75104A (100 plugs) \$19.00; #75104B (500 plugs) \$59.00

Mushrooms continue on the next page.

Mushrooms continued.

SHIITAKE S (Lentinula edodes) Known for excellent flavor and medicinal qualities. Earthy, hearty, and rich, they pair well with other vegetables, in soups or sauces, or substituted for meat. Our naturalized strain “Cismont” was collected on the farm and produces excellent mushrooms on oak, sweetgum, and other hardwoods. #75101A (100 plugs) \$19.00; #75101B (500 plugs) \$59.00

YELLOW OYSTER OG (Pleurotus citrinopileatus) Yellow Oysters are cultivated worldwide and are delicious to eat. They grow without trouble on Poplar and Ailanthus logs, or also in straw. They produce bright, golden clusters and fruit throughout the summer into the early fall. An excellent choice for adding seasonal gourmet mushrooms to your edible landscape. #75105A (100 plugs) \$19.00; #75101B (500 plugs) \$59.00



Shiitake

Shiitake logs



Yellow Oyster



Hales Best

HALES BEST OG (Orange flesh) 86 days. [1924.] Sweet, juicy, 3–5 lb. oval fruits, one of the favorites at the Twin Oaks 2012 Melon Trials. Netted and moderately ribbed. Very vigorous, drought-resistant plants; powdery mildew resistant. #52104 Pkt \$3.00

ICE CREAM OG S (Green Machine) (Green flesh) 79 days. [1998. Bred by Merylin Niedens, cross between ‘Jenny Lind’ and ‘Kansas.’] Melons make a perfect bowl for a scoop of ice cream. Sweet 2 lb fruits on compact vines, fruits slip the vine when ripe. Also known as “Green Machine” for the large number of melons it makes! #52113 Pkt \$3.25



Ice Cream

NOIR DES CARMES OG S (Orange Flesh) 76 days. [Pre-1787, named for the Carmelite monks in France who grew it.] A wonderfully aromatic true cantaloupe with sweet flavor. The 2–3 lb ribbed fruits have a helpful ripeness indicator: over 24–48 hours the greenish-black rinds suddenly turn yellow and green, signalling their readiness! #52123 Pkt \$3.25; #52123D (14 g) \$7.25



Noir des Carmes

OLD TIME TENNESSEE OG S (Salmon flesh) 95 days. Large, oval-shaped fruits, 12–16 in. long, average 12 lbs! Must be harvested at peak ripeness (before full slip) and not a good keeper, but flavor can be outstanding. Some gardeners say there is no better melon if you harvest at the right time. One gardener reports that the melons are so fragrant he can find them in the dark! Good downy mildew resistance. #52107 Pkt \$3.25



Old Time Tennessee

Muskmelon (Cantaloupe)

Cucumis melo var. reticulatus

Muskmelons include green-fleshed and orange-fleshed melons, and are often confused with cantaloupes. Noir des Carmes is the only true cantaloupe we carry. **Culture:** Melons require a loose, warm, sandy loam of pH 7 to reach their full potential. They will not thrive on soil below pH 6, nor will they thrive in peat, muck, or heavy clay soil. An even supply of water is necessary through pollination and early fruit-set, and the soil should be well supplied with nutrient-rich compost. Seed Watering Notes: See Cucumbers section. Direct Seeding: Once soil temperature averages 70°F sow seeds ½–¾ in. deep, 1–2 in. apart, in rows 5–6 ft. apart, thinning to 12–18 in. apart. Transplanting: See Cucumbers section. **Harvest:** When ripe, most varieties of melon slip from the vine in response to thumb pressure at the base of the stem. Ripe melons also develop a sweet aroma. Flavor: Flavor development begins in the last two weeks before peak ripeness; knowledge of proper harvest time is important. Cool, wet, cloudy conditions may cause melons to lose flavor. **Diseases:** Controlling or preventing disease is not a problem in every area or in every year, but if you have problems with diseases it is best to rely on disease-resistant or -tolerant varieties. **Insect Pests:** See Cucumbers section. **Animal Pests:** Raccoons, groundhogs, and other critters love melons. Fence off melons, or buy a supermarket melon and set out a trap in the melon patch before the main crop is ready in order to catch or relocate any critters. Greenhouse Notes: Mildew tolerance is important and pollination is necessary for fruit set. Soap sprays can be used to control mealybugs, whiteflies, and aphids, but foliage of the squash and melon family may be injured by soap. Test the spray on a few leaves before spraying the entire plant. Seed Savers: Isolate melons by a minimum of ¼ mile for home use, or ½ to 1 mile for pure seed. **Packet:** 2 g unless otherwise stated (about 50–90 seeds, depending on variety) sows 25–50 ft.

ANNE ARUNDEL OG S (Green flesh) 80 days. [Grown in Anne Arundel County, MD, as early as 1731.] The green outer flesh turns pale orange in the center. Large (4–9 lb.) oval, slightly ridged, coarsely netted melons. The skin turns golden yellow when ripe. Very productive. #52120 Pkt \$3.25; #52120D (14 g) \$7.25

DELICIOUS 51 PMR OG S (Orange flesh) 77 days. [Developed by Dr. Munger at Cornell as an early strain of Bender’s Surprise.] Creamy orange flesh is sweet and juicy, very flavorful. 2–3 lb. fruits are lightly netted and slightly ribbed. Pick on full slip. Tolerant to Fusarium wilt (race 1). #52101 Pkt \$3.25; #52101 \$7.25



Anne Arundel



Delicious 51

EDEN GEM OG (Rocky Ford) (Green-orange flesh) 89 days. [1881.] Well known for its fine-grained texture and sweet flesh. 4–6 in. fruits average 2–3 lbs, are heavily netted and slightly ribbed. Highly resistant to rust, holds well, suited for garden or market. #52109 Pkt \$3.00

EDISTO 47 OG S (Salmon-orange flesh) 88 days. [1965, Clemson/AES.] Exceeds disease resistance of many hybrid cantaloupes. Has resistance to Alternaria leaf spot, powdery mildew, and downy mildew. Well adapted to the Mid-Atlantic region and hot, humid areas. The most downy mildew resistant and productive of 38 melon varieties trialed by Twin Oaks Seeds in 2013. Rind is netted, fruits are round-oval, about 6–7 in. in diameter. Keeps well. Pick on full slip. Sweet fruits, even in cool, wet years. Melon grower Edmund Frost’s favorite! **Seed grown and stewarded by Twin Oaks Seed Farm in Louisa, VA.** #52102 Pkt \$3.25



Edisto 47



Eden Gem



Pike

PIKE OG S 🌞 ⌚ (Orange flesh) 85 days [1935, Aaron Pike of Pike & Young Seeds; seedstock supplied by Aaron Pike's niece.] Outstanding flavor; a local favorite, for many this is the only muskmelon they'll grow. Bred specially for growing in unirrigated clay soil. Produces 3 lb fruits on unirrigated clay, 7 lb fruits on good irrigated soil. Heavily netted, oblong fruits. Vigorous, high-yielding, disease-resistant plants. #52108 Pkt \$3.25; #52108D \$7.25



Plum Granny

PLUM GRANNY 🌞 ⌚ (Queen Anne Pocket Melon) (White flesh) 75 days. [Appalachian Heirloom.] Small tennis ball sized fruit – so fragrant 2 or 3 can make a whole room smell like melons, however taste is bland. Very prolific, best grown with trellising or support, fruit is yellow with maroon stripes. #52103 Pkt (0.5 g, ~48 seeds) \$2.75

TRIFECTA OG S 🌞 (Orange flesh) 83 days. [Michael Mazourek, Cornell U.] Sweet and productive, good-looking fruits with firm flesh. Good keeper. Bred for downy mildew resistance and striped cucumber beetle resistance. One of the best in Twin Oaks Seeds' 2013 and 2014 downy mildew resistance trials. #52122 Pkt \$3.25



Trifecta

Okra

Abelmoschus esculentus

History: Okra originated in NE Africa and reportedly grows wild in the upper watershed of the Nile. It was brought to the U.S. in the late 1660s by way of the slave trade or via Europe. ["Okra" is derived from "nkru" in the Ashanti language of West Africa, while "gumbo" is derived from "ngombo" in the Bantu language of southern Africa.] **Folk Uses:** The dried pods of okra are used in flower arrangements; the roasted seeds serve as a coffee substitute; the juice has been used to stop bleeding and to clean metal; the stem fibers have been used to make rough cloth or cordage. The raw pods of okra can be applied to the forehead or nose to make a quick Halloween mask. **Culture:** Okra does best on a fertile, loamy soil with lots of added humus. Excess nitroGen will favor leaf production at the expense of pod production. Start seed in pots 2–3 weeks before transplanting outside, or plant directly in the garden once the soil temperature averages 65°F (3–4 weeks after last frost). Sow seed ¾–1 in. deep and thin to 18 in. apart in rows 5–6 ft. apart. Seed may be slow to germinate, especially for older heirloom varieties (Alabama Red, Choppee, Stewart Zeebest, etc).

To speed germination, soak seed overnight in water, or abrade the seed lightly with sandpaper to break down the hard seed coat. **Pest and Disease Notes:** Observe 4-year rotation for okra, cotton, and roselle (hibiscus). Old varieties of okra tend to have deeper root systems and are more tolerant of root-knot nematode. Okra grown in rich, moist soil gives the best and longest resistance to nematodes. In years of high grasshopper numbers, grasshoppers may eat lower leaves of plants. **Harvest:** Harvest pods when 2–4 in. long except as noted; pod tenderness varies over the course of the season. We recommend snipping off the pods using hand pruners; young pods also can often be snapped off by hand. Wear long-sleeve shirts to harvest – leaves of most varieties irritate the skin of all but a few lucky humans. **Seed Savers:** Isolate varieties by ¼ mile for home use, or ½ to 1 mile or greater for pure seed. **Packet:** 4 g (about 64–86 seeds, depending on variety) sows 31–52 ft.



Alabama Red

ALABAMA RED S 🌞 ⌚ 50 days. [Alabama heirloom.] 5–7 ft. tall plants produce abundant fat, 4 in. red-and-green pods. Stems and leaf veins are also red. This okra is delicious fried, and add color and unique flavor to salads when young. #69112 Pkt \$3.25; #69112E (28 g) \$7.25

BECK'S BIG BUCK OG S 🌞 ⌚ (Snapping Okra) 57 days. [German heirloom from Malcom Beck of San Antonio, TX.] Vigorous 7–8 ft. plants produce an abundance of large, fat, tender, fluted pods. Young pods (3 in. or less) easily snap off the plant when ready to harvest. #69120 Pkt \$3.25; #69120E (28 g) \$7.25



Beck's Big Buck

BACK! BOWLING RED OG S 🌞 ⌚ 57 days. [Grown by the Bowling family of Virginia since the 1920s.] Early, productive, and beautiful – one of the best okras in the Kerr Center's trial of 30 heirloom varieties. Long, slim, tender red pods. 7–8 ft. plants have red stems and red-veined leaves. #69125 Pkt \$3.50



Bowling Red

BURGUNDY OG 50 days. [1988, AAS winner.] Stems, leaf veins, and pods are deep red-maroon. 4–6 ft. plants. ¾ in. wide spineless pods up to 10 in. long, tenderest at 7 in. or less. Other red okras bear longer and handle disease better but Burgundy is earlier and fine tasting. #69101 Pkt \$3.00



Burgundy

BURMESE OG S 🌞 ⌚ 53 days. [Burmese heirloom, seedstock courtesy Hap Heilman. Now a favorite in some local restaurants.] Bears when plants are 18 in. tall and continues to bear until frost. Huge leaves, typically 16 in. across. 9–12 in. slender pods are curved and virtually spineless. Pods mature from light green to creamy yellow-green. At 10 in. long they are tender, sweet, and spineless enough to be eaten raw or added to salads. Pods are less gooey than other okra. #69109 Pkt \$3.25; #69109E (28 g) \$7.25



Burmese

CAJUN JEWEL OG S 🌞 ⌚ 53 days. [Introduced 1989 by SESE. Local favorite in Cajun country since the 1950s.] Dwarf-type, 2½–4 ft. tall spineless plants produce an early crop of tender 1 in. diameter pods up to 8 in. long. Good flavor. Widely adapted. #69102 Pkt \$3.25; #69102E (28 g) \$7.25



Cajun Jewel


CHOPPEE OG S 🌞 ⌚ 69 days. [–1850, from the Jacobs family of Georgetown, SC. Named for the Choppee Indians native to the area.] High-yielding, 6 ft. plants. Slim, tender pods, great flavor, almost as spineless as Clemson Spineless. #69116 Pkt \$3.25



Choppee


Okra continues on the next page.

Okra continued.

CLEMSON SPINELESS OG  56 days. [1939, Clemson/ SC. AAS winner.] 4–7 ft. plants with few side-branches. Ribbed pods (1¼ × 8 in.), harvest when pods are 3 in. or smaller. Spineless characteristic makes this popular variety easy to pick. #69103 Pkt \$3.00; #69103E (28 g) \$6.25



Clemson Spineless

EVERTENDER OG S  50 days. Spineless variety from India averages 5½ ft. tall. Pods up to 8 in. long, pods remain tender for a long period. The Kerr Center named it the easiest variety to harvest (thanks to unbranched plants) in their trial of 30 heirloom varieties. #69104 Pkt \$3.25




Evertender

FIFE CREEK COWHORN S  50 days [Kentucky heirloom given to the Fife family by an elderly Creek woman over 100 years ago.] 8 in. light green pods even more curved than Cow Horn, this okra stays tender longer than most open-pollinated varieties. High yielding, 5–6 ft. plants. #69114 Pkt \$3.25




Fife Creek

GOLD COAST S  50 days. [1960, Louisiana AES.] Sweet, mild, spineless light-green pods up to 6 in. long. 5–6 ft. plants are well-branched with an open growth habit.




Gold Coast

Thanks to its well-developed root system, has good drought and heat tolerance, as well as tolerance of root-knot nematode. #69105 Pkt \$3.25

JADE OG S  50 days. [Developed by U. of Arkansas, introduced by SESE 1991.] Early maturing, tender-podded, high-yielding okra. Compared to Clemson Spineless, Jade has darker green pods, fewer side branches, higher yields, and better ability to mature in late plantings. 4½ ft. plants. Dark-green pods remain tender to 5 in. #69106 Pkt \$3.25; #69106E (28 g) 7.25





Jade

BACK! LEE S  54 days. [1978, U. of Arkansas] Compact, 3–5 ft. plants make this a great okra for container gardens and for gardeners with limited space! Good flavor, harvest the spineless pods at 4–6 in. for best flavor. #69117 Pkt \$3.25



Okinawa Pink

NEW! OKINAWA PINK S  55 days. [Japanese variety] Uniquely pink smooth pods. It's fun to try to describe their color – neon? eggplant? magenta? However you describe them, they've got good flavor and good production. Pods tender to 6 in. 5–6 ft tall plants. #69131 Pkt \$3.25; #69131E (28 g) \$7.25


NEW! PUERTO RICO EVERBLUSH S  53 days. In 2018, The Utopian Seed Project trialed 76 varieties of okra. One was a USDA accession called Puerto Rico Evergreen, which was collected in May 1953 at the Rio Piedras Experiment Station in Puerto Rico. It stood out from the beginning – it was early, productive, and ranked highly in taste tests. The plants were tall and beautiful with red-green stems. The pods were generally green with red blushing. It became one of Chris Smith's favorite okras, and he shared seeds with SESE founder, Jeff McCormack, who also now describes it as his favorite okra. Chris has been selecting for pods that are smooth to



Puerto Rico Everblush


velvety, rounded (i.e. no ridges), and with significant red blushing. The long, thin pods can be harvested at up to 6 in. Chris has continued to select for flavor, and in 2021 partnered with Chef Terri Terrell to make harsh selections based on great taste. There are still some off-types that show up, but the variety has stabilized to a point where we're happy to share it with you. Chris has renamed this variety Puerto Rico Everblush, to distinguish it from the original genetics and to reflect the direction he has taken this variety. But he also wants to acknowledge that Puerto Evergreen was a great variety from the start and though we don't know the full history, some great work was obviously done in Puerto Rico. **50% of all packet sales go straight to supporting the work of the Utopian Seed Project.** #69130 Pkt \$5.00

SHERWOOD RED (Red Okra 98)

S  53 days. Fast-growing, non-prickly plants reached 9 ft. in our garden. Pods have low mucosity and remain tender even when large. Jean Sherwood of Lenoir City, TN, donated this okra to SSE in 1979, writing, "My father-in-law (a retired Baptist Minister) always called it Red Okra. He is half Cherokee Indian. The okra can be grown to 7 or 9 inches without getting tough. The seed has been in the family for a long time. He's 82 and said they were passed down to him. Everyone in the area where we live prefers it to the ordinary green stuff grown here. It has a better taste when cooked too. We cut it into 1/2 inch pieces, dip it into corn meal and deep fry it for a few minutes til golden brown. It's so crunchy, it's like popcorn." #69129 Pkt \$3.25




Sherwood Red

SHOWS OG S  58 days. [Mississippi family heirloom, named for the Shows family. Seed sent to us by the late Texana McFarland, who at the time was 98 and still gardening! Introduced 2017 by SESE.] Great production on 4–5 ft. plants. Fluted light green pods, 1¼ in. wide. Tender up to 4 in., the pods can reach 8 in. long. A 2015 okra trials favorite! #69118 Pkt \$3.25





Shows

STAR OF DAVID OG S  (Old Fashioned) 55 days. [Introduced 1987 by SESE. Seed-stock courtesy Caroll D. Gibbs, which he had maintained since 1957.] Pods have a distinctive strong flavor, recommended for okra lovers who would like to try something different. 8–10 ft. plants with few side branches. Easy to harvest 5–7 in. pods, 1¼–2 in. diameter with medium spines. Harvest pods when small. Highly productive; tolerant of root-knot nematode. #69108 Pkt \$3.25; #69108E (28 g) \$7.25



Star of David

WHITE VELVET S  65 days. [Family heirloom of Cheryl and Garey Hughes, collected by Garey's great-uncle in Warrior, Alabama in the 1930s. Introduced 2011 by SESE.] Smooth pods remain tender up to 8 in. long. Vigorous 10 ft. plants are spineless for easy picking. #69124 Pkt \$3.25



White Velvet

Parsnips

Pastinaca sativa

This hardy root vegetable develops a sweet, nut-like flavor after it has been heavily frosted. Parsnips were once a common vegetable at the dinner table and they deserve to come back in style. In the 1800s parsnips were often used to make marmalade and wine. **Culture:** Sow seed in spring as soon as soil can be worked; sow within a few weeks of last spring frost at latest. Seeds may take 2–3 weeks to germinate and soil must not dry out. Radishes may be used to prevent soil crusting and to mark the location. Parsnips are even slower to germinate in hot soil and will be overwhelmed by weeds before they can germinate, so plant early! Plant ½ in. deep in raised beds and thin to 4–6 in. each way, or plant in rows 18 in. apart with plants thinned to 4 in. Soil should be well drained and not too rich in nutrients. **Harvest:** A heavy frost is necessary for full flavor development. Roots may be harvested or left in place during the winter for use in the spring. For a winter supply place roots horizontally in small boxes filled with garden soil or sand. Bring a box inside to thaw as needed. **Cooking:** Boil, fry, or roast. **Seed Savers:** Isolate varieties by ¼ mile for home use. For pure seed isolate by a minimum of ½ to 1 mile. **Packet:** 2 g (about 845 seeds) sows 62 ft.

Onions (seed) *Allium cepa*

Culture: Onions often only have a short window of time to grow before heat and/or lengthening days cause bulbs to stop growing and start drying down. To encourage fast growth, plant large, healthy seedlings into fertile, weed-free soil as early as soil can be worked. Onions require light, fertile, well-drained soil with lots of organic matter. Maintain soil pH 6–7. Soil that is too acid or alkaline will cause slow growth and late maturity. Onions are heavy feeders requiring abundant potassium and phosphorous for good bulb formation. NitrOGen should be abundant during the period of active leaf growth. Onions and weeds do not mix. Experiments have shown yield reductions of 4% per day in the presence of weeds, or 50% reduction of yield in 2 weeks. Cultivation should be shallow since onion roots are near the soil surface. A layer of organic mulch will help suppress weeds and will aid in maintaining moisture and nutrient levels. Onions are hardy to 20°F. **Transplanting:** Sow seeds indoors, ¼ in. deep in flats in January through mid-March and transplant outdoors 3–4 in. apart in rows 12–16 in. apart. Do not prune the seedling tops as the harvest will be significantly decreased. To grow the largest bulbs possible, in areas with cold winters onions may be started ~mid-November: in a cold frame or in the greenhouse, sow a thick batch of seeds, then transplant to garden around late February or as soon as soil can be worked. Onion seedlings are hardy to about 20°F.

Harvest: When most of the tops have fallen over, pull onions, cure in partial shade for 2–3 weeks until necks have thoroughly dried. Clip tops to within 1 in. of the bulb. Breaking over the tops by hand to accelerate harvest harms the keeping quality of some varieties and helps the keeping quality of other varieties.

Pests and Diseases: Practice crop rotation of at least 3 years to control pests and diseases. Compost all onion residues. **Long Day (LD) and Short Day (SD) Types:** LD types begin to form bulbs when day length is 14–16 hours. Plant LD types in spring from Virginia northward. Not all LD types can bulb up as far South as Virginia, but ours can. SD types begin to form bulbs when day length is 10–12 hours. SD types can be spring or fall-planted in Virginia, and fall-planted in the South. If started in a greenhouse, or started in the fall and kept refrigerated as sets, SD onions can be grown to small bulbs in the North. **Seed Savers:** Isolate varieties by a minimum of 150 ft. For pure seed, cage plants or isolate by ¼–½ mile. **Packet:** 3 g (about 700 seeds) sows 50 ft. direct seeded or 245 ft. as transplants.



Australian Brown

AUSTRALIAN BROWN 🌞 ⚡ (intermediate to long day) 100 days. [Australian heirloom, pre-1897.] Spanish type. A wonderfully solid, round, medium-size onion. White, mild flesh and thick, deep amber-brown skin. Great keeper, one of the best for extended storage. #66107 Pkt \$3.25



Granex Hybrid

BACK! GRANEX HYBRID 🌞 ⚡ (short day) 80 days. Similar to the Vidalia onion. Bulbs are large, thick, and noted for their exceptionally sweet flavor. Produces high yields and is resistant to pink root. Does especially well in the Mid-Atlantic and South. Widely adapted variety. #66901 Pkt \$3.50

NEW YORK EARLY OG 🌞 ⚡ (intermediate to long day) 98 days.

A dependable and productive open-pollinated version of Early Yellow Globe maintained by commercial growers in Orange County, New York. The 2½–3 in. bulbs are good for early fresh market sales and suitable for medium term storage. #66106 Pkt \$3.75; #66106D (14 g) \$11.50



New York Early

RED WETHERSFIELD ⚡ (long day) 100 days [Developed by farmers in Wethersfield, CT; grown by Jefferson at Monticello.] Large, flattened globes with deep purple-red skin. Fairly firm, pink-tinged white flesh with red concentric circles. Fine pungent flavor, a good keeper. #66105 Pkt \$3.25



Red Wethersfield

ROSSA DI MILANO OG 🌞 ⚡ (intermediate to long day) 110 days. Italian heirloom onion with sweet white flesh and beautiful bright red/purple skins. These distinctively flattened barrel shaped onions store exceptionally well and make a tasty addition to any savory dish. #66112 Pkt \$3.75; #66112D (14 g) \$11.25



Texas Early Grano

BACK! TEXAS EARLY GRANO OG 🌞 ⚡ (short day) [1933, Texas heirloom, “The Mother of All Sweet Onions.”] This Vidalia-type onion is a good choice for the Mid-Atlantic and the South. Best started in the fall or winter and transplanted in early spring. Large top-shaped bulbs, thin skin, soft white flesh, with sweet mild flavor. Good resistance to splitting. Short keeper. #66104 Pkt \$3.50



Walla Walla

WALLA WALLA SWEET ⚡ (intermediate to long day) 110 days. [1890 Italian heirloom via WA state.] This is the sweet onion for gardeners in the Mid-Atlantic and Northeast who have trouble growing short day Vidalia types. These onions are more cold hardy and can still produce large onions with sweet white succulent flesh in soil enriched with plenty of compost or other organic matter. Large 4–6 in. bulbs with light brown skin and upright necks that dry down nicely. #66111 Pkt \$2.75


YELLOW OF PARMA ⚡ (Dorata di Parma) (long day) 110 days. [Brought to Parma, Italy in 1896 by a seedsman from nearby Pavia.] Large white globes with golden skin, excellent storage variety. One of the best in our 2011 onion trials. #66110 Pkt \$3.25



Yellow of Parma



Halblange Weisse



Harris Model

HALBLANGE WEISSE (Half-Long White) 🌞 🌱 ⚡ 110 days. [German heirloom.] 10-in. long white roots are thick at the top, making for easier harvesting. Great flavor. #38105 Pkt \$3.50


HARRIS MODEL 🌞 120 days. Sweet, tender, bright white roots, 10–12 in. long, 3½ in. shoulders. Long a popular favorite. #38102 Pkt \$2.75

HOLLOW CROWN OG 🌞 🌱 ⚡ (Sugar) 105 days. [Pre-1850.] Wedge-shaped roots, 8–12 in. long, 2¾ in. at the shoulder. Excellent storage variety. #38101 Pkt \$3.50

Seasonal Items: Shipping Surcharges Apply



Shallots (bulbs) *Allium spp.*



Shallots are planted and harvested in essentially the same manner as potato onions. They have a delicate, mild flavor and some varieties are especially valued in gourmet cooking. Our shallots are widely adapted and do not require special day lengths to yield well. **Note:** Shallots are shipped only in September and October.


BACK! **DUTCH RED SHALLOT** **OG**  Tender red/brown skinned shallots have purple edged white flesh with a sweet, savory flavor between garlic and onion. Produces well in a variety of soils, and stores up to a year in good conditions. Typically yields 5-8 times the amount planted. **#66706 (bulbs, 8 oz, see shipping info above left) \$12.95**



French Round Shallot



FRENCH ROUND SHALLOT **S**   (*Allium cepa var. aggregatum*) One of several types classified as a French Red Shallot. It is usually smaller and rounder, with a slightly red-tinged tan wrapper. The flesh is pinkish white, with a purple tint in the rings. They grow more slowly, have a firmer texture, and can be stored longer than other shallots. High yields. Excellent flavor for use in both French and Chinese dishes calling for shallots. **#66712 Starter Package (bulbs, 8 oz, see shipping info right) \$12.95**

GREY GRISELLE SHALLOT **OG** **S**   (*A. oschaninii*) 180 days. [French heirloom.] Prized by French gourmet chefs, these small, teardrop-shaped (1 x 1½ in.) bulbs have a hard, grey skin and tender, pinkish-white flesh. They have a distinctive, rich, earthy smell, and mild, delicious flavor. Grey shallots are considered by many to be the only “true shallot.” **#66708 Starter Package (bulbs, 4 oz, see shipping info right) \$9.95**



Grey Grissele Shallot

Shallots Sampler

COOK'S SHALLOT SAMPLER **OG** **S**   Explore the diversity and rich, mild, melt-in-your-mouth flavor of shallots grown fresh in your garden. Includes several of our great varieties for you to try. From 4 oz. to 8 oz. of 3 different varieties, you may harvest up to 10 lbs. in good conditions. **#92508 Starter Package (bulbs, 20oz. see shipping info above) \$29.00**

Shipping Surcharge for Onion Bulbs:
\$2 for one item, \$4 total for any two or more items. Includes all fall shipped items:
garlic (pg. 19-20), woodland medicinals (pg. 64), and onion bulbs.

Onion Bulb ship in the fall (September – November, northern-most areas first), but may be pre-ordered at any time. U.S. shipping addresses only.

Perennial Onions (bulbs)


Allium cepa var. aggregatum

Culture: Multiplier onions are hardy, productive perennials. According to the National Gardening Bureau, multiplier onions can produce a larger yield per area than any other vegetable except staked tomatoes. Multiplier onions produce a cluster of bulbs at ground level from a single planted bulb. The larger bulbs are saved for eating, and the medium and small bulbs are stored and replanted. Both potato onions and shallots can be grown in pots for forcing green onions during the winter. Multiplier onions exist in two horticultural forms: potato onions and shallots. Shallots may be distinguished from potato onions by the shape and division pattern of the bulbs. Shallots vary in their ability to produce seed, but potato onions rarely produce seed. There are several advantages of growing multiplier onions: (1) They are not as readily bothered by the onion fly as are seed onions. (2) Once you have enough potato onions or shallots you need not buy seeds or sets again. (3) Some types of multiplier onions are in demand as gourmet items in restaurants. (4) Potato onions and many shallots store well, and can withstand subfreezing temperatures in every area of the continental U.S. when properly planted. **Multiplier Onions Starter Package:** Multiplier onions are sold by weight rather than bulb count. Bulb size varies according to crop conditions and bulbs are usually supplied as mixed sizes. Your Starter Package includes a free 4-page growing guide which covers perennial onions and garlic.



Perennial Onion Sampler

Perennial Onion Sampler



S  Excited about getting started with perennial multiplying onions? Let us pick 4 stars from our trial gardens to begin your exploration. 1 oz Egyptian Walking onions, ¼ lb white shallot, ¼ lb red/brown shallot, and ¼ lb yellow potato onion. Each variety will be labeled. Yields up to 8 lbs in favorable conditions. Also included is SESE's Garlic and Onion Growing Guide. **#92505 \$35.00**

Egyptian Walking Onions

Allium cepa var. proliferum

These hardy perennial onions grow well throughout most of North America (zones 3–9). The onion to plant if you always want onions. The bulbs set bulblets on stalks, and these air-bound bulblets will sprout new smaller stalks, which fall over and replant themselves, hence the name “Walking.” Bulbs can be harvested over the fall and winter. Green onions can be harvested selectively as they grow. Plant them where you intend to have them for a long time, as they are quite hardy. They tend not to yield very much the first year, but after that they will keep you supplied with onions. Planting instructions included.



EGYPTIAN WALKING ONIONS

S   (**Tree Onions**) Small reddish green aerial bulbils that fall over and root as they mature, “walking” across the garden. Green onions, edible bulbils and small in-ground bulbs make for onions all year once established. **#66604 Starter Package (bulbs, 1 oz, see shipping info above) \$12.95; #66604A (3 oz) \$24.50**



Egyptian Walking Onions

HEIRLOOM WHITE EGYPTIAN WALKING ONIONS

OG **S**   Prolific producers of small sweet white shallot like bulbs with tender greens as well as the namesake aerial bulblets which can be planted where desired or left to fall over and sprout in place thus eventually walking around the garden. **#66609 Starter package: live plants (see shipping info above; see website for size information.) \$14.95; #66609A (3 oz) \$24.50**



Heirloom White Egyptian Walking Onions

Perennial Leeks & White Multiplier Onions

Available online only as spring shipped plants. Check our website for availability!

YELLOW POTATO ONION **OG** **S**   (**Hill, Mother, Pregnant Onion**) [In 1982 SESE reintroduced an heirloom strain dating prior to 1790.] Produces onions up to 4 in. in diameter under good conditions, and 3 in. in diameter under average conditions. Flavorful, yet not strong. This has always been a popular variety with our customers. The Yellow Potato onion has good drought resistance, pink root resistance, and is widely adapted for different growing regions, except Florida and southern Texas. Especially valued for the keeping quality of the small and medium-sized bulbs, which keep 8–12 months under good conditions. We've kept small bulbs up to 18 months under ideal conditions. Some old-timers grow this heirloom onion exclusively because it provides all the onions they ever need. **#66601 Starter Package (bulbs, 8 oz, see shipping info above) \$14.95**



Yellow Potato Onions

Bunching Onions (seed)

Allium fistulosum & *Allium cepa*

Most bunching onions are perennial onions which divide at ground level in the same manner as multiplier onions. Unlike potato onions they do not form large bulbs. The bases of bunching onions are slightly enlarged, like scallions. Once established, clumps need only be divided periodically. **Culture:** See Cultural Notes for Dry Bulb Onions. For easiest weeding, space clumps of 10 seedlings 6–12 in. apart. Bunching onions are cold-hardy and may be left in the ground year-round where the ground doesn't freeze. Where the ground does freeze, most varieties should be transplanted into a greenhouse or cold frame and moved out again in the spring. **Packet:** 1 g (about 450 seeds) sows 25 ft.

DEEP PURPLE

60 days. A new development in bunching onions. This reddish-purple variety develops and retains its color throughout its growth period and through high and low temperatures. **#66503 Pkt \$3.75**




Deep Purple



Evergreen Hardy White

EVERGREEN HARDY WHITE **OG** 60 days.

This hardy white bunching onion is highly resistant to freezing and may be left in the ground year-round. Has resistance to thrips, smut, and pink root. This is a first-class perennial onion which needs only occasional division of clumps once established. **#66501 Pkt \$3.25**

WHITE SPEAR  60 days. This is the largest, most attractive variety of bunching onion. Produces thick white, cylindrical stalks 5–6 in. long, topped by 6 in. of blue-green leaves. Less winter-hardy than Evergreen, though perennial as far north as USDA zones 4–5. **#66502 Pkt \$3.00**



White Spear

Peas *Pisum sativum*

Culture: Peas are a fast-maturing cool-weather crop. In the Mid-Atlantic region spring-planted peas produce a better quality crop than fall-planted peas. Spring planting is also better because the vines are more resistant to freezing than the pods, which are more likely to freeze as they mature in the fall. Sow peas as soon as the soil can be worked. Soil should be well drained with pH in the range of 6.0–6.8. Peas require a soil rich in phosphorus and potassium for good production. Too much nitroGen causes lush vine growth at the expense of pod production. Sow seed 1 in. deep, ½–1 in. apart in double rows 4 in. apart. Thin to 2 in. apart. Single or double rows should be planted 2 ft. apart for dwarf varieties and 2½–3 ft. apart for tall varieties. Support tall varieties on a trellis or fence, or use well-branched brush stuck into the ground. Peas normally do not need to be watered unless the soil is consistently dry at the time of pod production. **Harvest:** Harvest every 2–3 days. Peas are sweetest when harvested after their seeds reach full size, but before pods begin to whiten. The sugar in peas converts to starch soon after harvest, so to keep the sweet flavor, use or process within two hours. **Diseases:** Peas are susceptible to a variety of diseases, most commonly in soils that have grown peas for many years. If disease is a problem, use resistant varieties and follow a 5-year rotation. **Seed Savers:** Isolate varieties by a minimum of 50 ft. for home use. For pure seed isolate by 150 ft. **Packet:** 28 g (1 oz, ~90–220 seeds, depending on variety) sows 12–20 ft.

Snap Peas

This class of peas was developed by Dr. Calvin Lamborn at Gallatin Valley Seed Co. Snap peas originated by breeding the sweet pea Mammoth Melting Sugar with a chance mutant of a popular freezing pea called Dark Skinned Perfection. For home gardeners, snap peas represent one of the more significant breeding advances in fifty years. Snap peas have excellent disease resistance and thick pods remain sweet and tender when mature. Snap peas more than double the amount of food produced by a crop of peas. Culture: See above. Germination Note: Because snap pea seeds have a high sugar content, the seed may rot in cold soil before germinating. We recommend pre-sprouting the seeds for early-season plantings in cold soil. Harvest: Harvest when pods are filled out and peas inside are full size. Strings can be removed while picking by holding the vine in one hand and pulling the pod upward and off the vine with the other hand. Preparation: Shelling isn't necessary since pods and peas are eaten together like a snap bean. The small strings along the pod sutures are not noticeable when eaten raw, but they should be stripped off before cooking. Flavor is excellent, but is easily destroyed by overcooking or canning. Packet: 28 g (1 oz, ~100 seeds) sows 12–20 ft.

BACK! AMISH SNAP

62 days. [*Amish heirloom predates the more recent Sugar Snap varieties.*] Tall vines have excellent quality and very sweet flavor. Vigorous vines yield many medium-sized deep-green pods. **#15502 Pkt \$3.50; #15502F (¼ lb) \$6.25**




Amish Snap

Shelling (English) Peas

Wrinkle-seeded peas are sweeter and earlier than smooth-seeded peas and maintain picking quality longer. Use these peas for shelling and eating fresh.

GREEN ARROW (dwarf) **OG S**

 68 days. [*English heirloom.*] This favorite variety for home gardeners produces loads of 4–5 in. pods full of plump, sweet, dark green peas on 30 in. plants. Double pods set heavily at the top of the plant for easy picking. Excellent fresh flavor holds well for canning and freezing. Resists wilt and mildew (DM, FW, RR, & LCV). **#15204 Pkt (~133 seeds) \$3.25**



Green Arrow

LITTLE MARVEL (dwarf)


(Improved American Wonder) 62 days. [*1908.*] Dwarf, 16 in. vines produce double-borne pods. 3½ in. pods contain 6–7 peas. Resistant to Fusarium wilt. An old dependable variety. **#15201 Pkt (~153 seeds) \$2.75; #15201F (¼ lb) \$4.75; #15201G (½ lb) \$6.75**



Little Marvel

WANDO (dwarf) 68 days.

[*1943.*] Popular since its introduction. Heat- and cold-resistant, the most productive pea for late sowings where heat is a problem. Recommended especially for southern and coastal regions. 24–30 in. vines bear 3½ in. pods filled with 7–8 dark-green, medium-sized peas. Use fresh or frozen. **#15202 Pkt (~161 seeds) \$2.75; #15202F (¼ lb) \$4.75; #15202G (½ lb) \$6.75**




Wando




Sugar Ann

SUGAR ANN (dwarf) **S**

 56 days [*1984, AAS Winner.*] Extra-early. Crisp, flavorful 3 in. snap peas. Compact 2 ft. vines don't require trellising. Also good for fall crop. Freezes well. **#15507 Pkt (~123 seeds) \$3.00; #15507F (¼ lb) \$4.75**

SUGAR SNAP (tall) **OG S**

 70 days. [*1979, AAS winner.*] The best flavored snap pea. 3 in. pods on 6–8 ft. vines. Tolerant of pea wilt but not powdery mildew. Highly recommended. **#15501 Pkt (~122 seeds) \$3.25; #15501F (¼ lb) \$5.25**



Sugar Snap

Peas continue on the next page.

Peas continued.

Southern Peas (Cowpeas)


Southern peas, cowpeas, field peas:
Vigna unguiculata Black-eyed peas:
Vigna unguiculata unguiculata

This vegetable seems to have a different name in each section of the country. Southern peas are also called cowpeas, field peas, crowder peas, and black-eyed peas. By whatever name you call them, they're an old favorite in the South and can be grown wherever both days and nights are warm for a period of 60–90 days. **Culture:** Sow seed 1 in. deep, 2 in. apart in rows 3–6 ft. apart, thinning to 4 in. apart. Vining varieties are very vigorous and drought resistant, but they should be given extra room, or trellised, or planted so they can climb stalks of dent corn. Southern peas have cultural requirements similar to beans. They need warmer soil, so wait until 3–4 weeks after last frost to plant. Need full sun and a warm growing season. For best results provide a well-drained soil, with pH in the range of 5.5–6.5. Do not apply nitrogen, which will result in poor yield and lush foliage. The ability of southern peas to grow in poor soil is quite remarkable – many varieties are also used as cover crops – and they are relatively free of insects and disease in the Mid-Atlantic. **Harvest:** Days to maturity are for fresh shelly-stage peas. For dry peas, add 2–3 weeks. For fresh use, harvest when seeds have filled the green pods, but before seeds have hardened. For dried use, make sure to harvest dried pods before rain or else seeds will mold. Let dried pods finish drying under cover in a rodent-proof space. **Cooking:** Can be boiled, frozen, canned, or dried. Green seeds can be roasted like peanuts. Scorched seeds can be used as a coffee substitute. Leaves may be used as a potherb. **Animal Pests:** Deer love them. Fence off crops or cover plants with row cover when pods emerge. **Insect Pests:** Weevils sometimes infest dried seed. To kill weevils, freeze thoroughly-dried seed in sealed containers for 48 hours. **Seed Savers:** Isolate from southern peas and asparagus beans by a minimum of 10–20 ft. for home use. For pure seed isolate 50 ft. **Packet:** 14g unless stated (-43–135 seeds, depending on variety) sows 8–22 ft.

Small amounts of other southern pea varieties not listed here may be available – see our website!
www.SouthernExposure.com



Buttersnap


BACK! BETTERSNAPE  61 days. [Richard Fery and Philip Dukes, ARS/USDA, 1994.] Like snap peas or snap beans, the young pods of Buttersnap can be eaten! 9–11 in. green pods, 1–3 pods/cluster, small white seeds, bush habit. Resistant to root knot nematodes and many other Southern afflictions. #16129 Pkt (~112 seeds) \$3.50





Mammoth Melting Sugar

Snow Peas



Snow Peas are harvested before the pods fill out. They are eaten along with the pods either raw or cooked. Often cooked in Asian dishes. For best quality, pods should be harvested at least twice a week.

MAMMOTH MELTING SUGAR (tall)  70 Days. Wilt-resistant vines grow to 5 ft. A 35 ft. row can yield as much as a bushel. Sweet, flavorful pods hold their quality even when picked a bit late. #15301 Pkt (~114 seeds) \$3.25; #15301F (¼ lb) \$5.25

OREGON GIANT (dwarf)   70 days. [Improved selection of old favorite Oregon Sugar Pod II.] One of the best yielding snow peas. Giant (5 in.) pods have mild, sweet flavor. 3 ft. vines resist common wilt, mosaic virus, powdery mildew. #15302 Pkt (~86 seeds) \$3.25



Oregon Giant


BIG RED RIPPER   70 days. [VA and NC heirloom.] Good flavored table pea with 10 in. pods containing as many as 18 large peas per pod! Use fresh or dried. Reddish-green pods are borne high and are easy to see in the foliage. Resistant to very hot, dry summers. Vigorous, sprawling vines. Very popular with our Texas customers. #16107 Pkt (~66 seeds) \$3.25



Big Red Ripper




Fast Lady Northern

FAST LADY NORTHERN SOUTHERN PEA  58 days. Carol Deppe selected this small, white lady pea in Oregon to mature fast in the NW's cool summers, but it handles Southern summers as well! Great for short-season areas. 7–8 in. long, yellow pods are easy to pick and shell. Bushy, semi-erect plants. Tender, tasty seeds cook fast without any soaking. #16124 Pkt (~125 seeds) \$4.25

Nematode Resistance & Cowpeas

Root knot disease, caused by root-knot nematodes (tiny worms that feed on plant roots), is a soil problem in many parts of the Southeast. Heirloom varieties particularly resistant to nematodes include Hardee and Iron and Clay. Newer varieties such as Carolina Crowder, Kiawah Pinkeye Purple Hull, Bettersnap, Green Dixie Blackeye, and KnuckleHull-VNR have been bred to resist nematodes, and we plan to offer more in the future!





Carolina Crowder

CAROLINA CROWDER  63 days. [Richard Fery and Philip Dukes, ARS/USDA, 1990.] **Mississippi Silver**-type with beautiful cranberry red pods. Red-brown seeds, great flavor. Semi-bush plants, 7-in. pods. Improved resistance for root-knot nematodes and many other Southern afflictions. #16130 Pkt (~41 seeds) \$3.25






Florida Conch

NEW! FLORIDA CONCH   63 days. [1905. Rare and famous Florida heirloom that came from the West Indies. Thanks to The Utopian Seed Project for seedstock!] Small, tender white seeds cook up nice and creamy. Taste test favorite in TUSP's 2019 trials! 4–6 in. light tan pods, 2–4 pods/cluster. There's different strains of this pea – this one has shorter vines (~5 ft long) and smaller seeds than other strains. #16139 Pkt (5 g, ~62 seeds) \$3.75



Colossus 80

COLOSSUS 80  61 days. [1980] One of the largest and best crowder peas. Light-brown seeds in straw-colored, purple-tinted 7–9 in. pods. Large, bushy plants, very prolific, easy to shell. A Southern favorite, updated for more disease resistance, including broader Fusarium Wilt resistance. #16131 Pkt (~47 seeds) \$3.25

GREEN DIXIE BLACKEYE   60 days. [Richard Fery, ARS/USDA, 2000.] Seeds retain their green color even when dry/mature, making this a great canning/freezing variety for that “fresh” look. Sweet, fruity flavor. 8–9 in. light green pods, 1–2 pods/cluster, upright for easy picking. #16135 Pkt (~73 seeds) \$3.75




Green Dixie



Hercules

HERCULES S 75 days. [1981, Clemson AES] Large, brown seeds are the biggest we offer. 8-9-in. pods held upright on bushy plants with short runners. Easy to shell. #16123 Pkt (28g, ~88 seeds) \$4.50

IRON AND CLAY [Brought to the U.S. by enslaved Africans before the American Revolution. Clay peas were carried as rations by Confederate soldiers. Iron and Clay peas sustained newly freed African-Americans after the Civil War according to George Washington Carver's 1908 "Cookbook of Field Pea Recipes."] Vigorous, drought-hardy plants. Good root-knot nematode resistance. Sprawling vines. A great nitrOGen-fixing cover crop. Daylength-sensitive variety starts flowering when nights lengthen to ~11 hours. Late-maturing pods can be harvested for the kitchen or used for fodder. 6-7 in. pods, light tan seeds. #16125 Pkt (28 g, ~245 seeds) \$2.75; #16125F (¼ lb) \$5.25; #16125H (1 lb) \$11.25



Iron and Clay



KnuckleHull-VNR


BACK! KNUCKLEHULL-VNR OG S 61 days. [Richard Fery, Judy Thies, and A. Graves Gillaspie, ARS/USDA, 2002.] Large brown peas in 6 in. purple pods. Bushy plants. Classic Alabama variety, now updated to add resistance to root-knot nematodes and other soil problems. #16133 Pkt (~82 seeds) \$3.50



Peking Black

PEKING BLACK S 69 days. [From the Southern Seed Legacy collection via grower Harry Cooksey.] There is a bit of mystery about this variety's origins. But there is no doubt that it produces an abundance of delicious black crowder-type peas on vigorous disease-free plants. 8-9 in. pods. #16110 Pkt (~62 seeds) \$3.25

NEW! PINKEYE PURPLE HULL, TOP PICK 65 days. Popular favorite. An early, heavy yielding, semi-bush variety with good disease resistance. This one's bred for easier picking – pods are nicely visible above the leaves. Pods contain elongated white peas with purple or pink eyes; pods turn purple as the seeds mature. Use for canning, freezing, or fresh eating. #16140 Pkt (~78 seeds) \$2.75




Pinkeye Purple Hull, Top Pick



Speckled Graham

SPECKLED GRAHAM S (US-1137) [USDA/ARS, Charleston, SC, 2010; selected from SC heirloom collected in 1992 by J. Powell Smith.] Tasty mix of speckled grey and tan seeds. Vigorous, sprawling/climbing 10-15 ft. vines, resistant to root knot nematodes and other Southern afflictions. Seeds have been selected for permeable seed coatings, so that any remaining seeds left in the ground won't sprout the following year – a well-behaved cover crop! Daylength-sensitive plants wait til days approach 13 hours long before putting out big yields of 9 in. pods. #16134 Pkt (~80 seeds) \$3.25; #16134F (¼ lb) \$7.25

BACK! TOHONO O'ODHAM (PAPAGO) OG S 63 days. [SW Native American heirloom.] Highly drought- and heat-tolerant variety often used for summer cover crops. 6-7 in. purple-tinged pods. Earthy-flavored seeds have black and white markings like Holstein cows. (Some seeds are dark brown.) #16119 Pkt (~85 seeds) \$3.50




Tohono O'odham



Whippoorwill

WHIPPOORWILL S 72 days. [Brought to the Americas from Africa during the slave trade. Grown by Jefferson at Monticello.] Once the standard for southern peas, this variety is drought-tolerant and will grow in almost all soils. 5 ft. vines produce extended harvests of 7-9 in. green pods. Small seeds are light brown with dark speckles, good eaten green or dried. #16111 Pkt (~85 seeds) \$3.25

ZIPPER CREAM S 67 days. [1972, FL AES. Thanks to Bob Bulluck for our seedstock!] Southern favorite. Bushy 2-3 ft. plants bear prolifically. 6-9 in. pods with large, creamy-white seeds, 18-20 seeds/pod, easy to shell. Unusually, seeds have a taste between English peas and cowpeas when fresh. #16116 Pkt (~58 seeds) \$3.25



Zipper Cream



Peanuts

Arachis hypogaea

History: Originally from Brazil, peanuts were brought to France and Africa, and then later introduced into the U.S. during the 1700s. The first commercial peanuts were grown near Wilmington, NC, around 1800.

Culture: Shell out the seeds and sow 1-2 in. deep, 6-12 in. apart, in rows 30-36 in. apart. If planting in hills, plant 3 nuts per hill, 10-12 in. apart in hills 2-3 ft. apart. Loose, well-drained soil is important for good germination, and a soil pH of 5-6 will give the best results. Plant a month after last frost once soil has warmed up. Peanuts transplant well, and can be started indoors 3-4 weeks before transplanting out. (Even when direct sowing, we find it useful to start a few seeds in pots for transplanting out to fill any gaps in the rows.) Peanuts are slow growing at first, so keep the seedlings well weeded. A useful technique is to inter-plant with a fast-maturing weed-suppressing crop (radishes, green onions, lettuce, cilantro) that will be harvested before the peanut plants grow large enough to need the space. Peanuts require 110-130 days of hot weather and ample water, especially once plants have begun to set pods. When plants are 12 in. high, hill them up with loose soil as you would with potatoes, and mulch between the rows. Once plants start flowering, they need at least an inch of rain/irrigation every week for best production. **Harvest:** Harvest during a dry spell in October or after a light frost. After 3 consecutive nights of low temperatures (40°F or colder), plants will not mature pods any further, so harvest can happen anytime. (In the Deep South, peanuts may need to be harvested earlier to keep pods from sprouting in cold/wet soil late in the season.) If weather and critters allow, dig vines and let them sun-dry for several days before pulling pods off. Cure indoors in a rodent-proof space for 2-3 weeks before storing. **Seed Savers:** Isolate varieties by at least 10-50 ft. **Packet:** Peanuts are sold in the shell to preserve seed freshness. See variety descriptions for packet weights. **Peanuts are sold in shell. Cannot ship to California.**

Peanuts continue on the next page.

Peanuts continued



Carwile's Virginia

CARWILE'S VIRGINIA OG S 120 days. [Introduced 1989 by SESE.] Family heirloom from SW Virginia since 1910. Grown by Frank Carwile for over 75 years; he was given this peanut by a traveler when he was 8 years old. He later tried other varieties but found none with a better flavor. 2-4 seeds per pod. Plants

have average disease resistance but excellent production and drought resistance. #17101 Pkt (28 g, ~40 seeds) \$5.75; #17101F (¼ lb) \$11.25

BACK! FASTIGIATA PIN STRIPED OG S 125 days. [Ecuadorian type peanut collected by Joseph Simcox.] Large wavy pods with mostly pink and purple skinned peanuts, drying to orange and purple. 3-4 seeds/pod, very sweet seeds! #17110 Pkt (28 g, ~40 seeds) \$5.75

JUNGLE STRIPED, SUN-DANCE STRIPED S 125 days. [Georgia farmer Ed Janosik has been improving this one since getting them at a seed swap in 2004. Introduced by SESE 2018.] Ecuadorian type peanut, 2-4 seeds/pod, with wavy ridged shells and orange/purple skins. Ed has been selecting for larger yields, bigger seeds, and more color variation. Tasty boiled, roasted, or fried. #17115 Pkt (28 g, ~30 seeds) \$5.75



Jungle Striped



Tennessee Red Valencia

TENNESSEE RED VALENCIA OG S (Valencia Tennessee Red) 110 days. [Pre-1930.] Rich, sweet peanuts with red skins. 2-4 seeds/pod. Easy to grow without hilling, even in clay soils. An early variety for those who have trouble maturing Virginia-type peanuts. We're again offering the best strain of this variety, with larger pods and better yields. #17104 Pkt (28 g, ~40 seeds) \$5.75

Peppers

Capsicum annuum, unless noted

Culture: Sow seeds 8-10 weeks before planting out after last frost. Plant seeds ¼ in. deep in well-drained soil in shallow flats. Maintain soil temperature at least 75-85°F for good germination. Peppers won't germinate in cold potting soil – heat makes a big difference in seeds germinating in 5 days, or seeds taking up to 20 days! (Since germination can be slower if seeds don't have enough heat, make sure to sow extra seeds in case germination is low.) Don't overwater seeds or they may rot. Transplant to 3 in. pots as soon as several leaves have developed. Maintain day temperature 75-80°F, and night temperature at least 65°F. Water plants with warm water. Transplant again to larger pots if the seedlings become too large. Peppers need to have an uncrowded root system or subsequent yields will be reduced. Harden the plants by giving them plenty of light and setting them outside for a few hours on warm days. Be careful not to let the plants wilt. Don't rush the season: a good rule of thumb is to transfer peppers to the garden after the dogwood blossoms have fallen, or when average soil temperature is 65°F or above (usually a month after last frost). Space plants 18-24 in. apart in rows or blocks. Wait a month to mulch peppers so that the soil can heat up. Small-fruited varieties tolerate hot humid conditions better than large-fruited varieties. Once flowering begins, fertilizer should be withheld; otherwise, flowers may drop without setting fruit. Other factors causing flower drop are low humidity (sometimes caused by wide spacing), poor pollination, full fruit set, or night temperatures above 80°F or below 65°F. In the greenhouse, pollinate peppers the same way tomatoes are pollinated. Maintain high levels of phosphorus for sustained yields. Once fruit production begins, short stakes or small tomato cages may be necessary to prevent large-fruited varieties from falling over. **Harvest:** Peppers are fully ripe after turning color. Although all peppers may be eaten in the green stage, ripening to red, yellow, etc. increases flavor and nearly doubles the vitamin C content. Mature plants have good vigor in fall, so cover plants on frosty nights for 1-2 weeks to extend the harvest season. Then, before the first killing frost, uproot plants and place the roots in a bucket of water and store in a cool location to extend harvest by one month, or grow the variety Doe Hill Golden Bell which is an excellent keeper. **Diseases:** Peppers are fairly disease-resistant, but are susceptible to anthracnose, bacterial leaf spot, and tobacco mosaic virus (TMV). Use resistant varieties and control aphids. TMV may not kill plants but will greatly reduce the yield. Keep cigarettes out of the garden and greenhouse. **Physiological Diseases:** Sunscald is common on varieties with sparse foliage. Blossom-end rot is rare in peppers, and is due to inadequate calcium supply or uneven supply of water. **Greenhouse Pests:** Similar to treatment of tomato pests. **Seed Savers:** Wear gloves when collecting seeds from hot peppers. Isolate varieties by 300 ft. **Note:** Days to maturity are days after transplanting. Days are for green peppers; for ripe peppers, add 2-4 weeks. **Packet:** 0.3 g unless stated (about 36-60 seeds, depending on variety) sows 21-60 feet of transplants.

Extra-Early Sweet Peppers

ASHE COUNTY PIMENTO OG S 52 days. (green > red) [Revived by NC seed saver Rob Danford.] One of the few peppers that reliably produces well in the short Smoky Mountain growing season (150 days or less). An incredibly sweet, bright red, thick-fleshed pimento pepper, 4 x 1½ in. Great raw, as well as for cooking, roasting, and canning. Small (24-30 in.) plants may be closely spaced (18 in. apart). #46136 Pkt \$3.50




Ashe County Pimento

FEHEROZON OG S (creamy white > orange > red) 55 days. [Seed from Dr. Terry Berke at the Asian Vegetable Research Center. Introduced 1999 by SESE.] An extra-early, large wax, Hungarian sweet pepper with compact growth and concentrated fruit set. Dwarf plants are only 12-15 in. tall, yet produce an early yield of 7 fruits per plant on the first harvest. Thick-walled pointed bells, 2½ x 3½ in. Excellent variety for container gardens, early crops, and short-season areas. #46124 Pkt \$3.25



Feherozon

LIPSTICK OG S 55 days. (green > red) [Johnny's Selected Seeds.] Early and productive, a great choice for short season areas. Chunky triangular peppers, 2 x 3½ in., on 4 ft. plants. Good flavor, juicy flesh. #46139 Pkt \$3.25



Lipstick

RED CHERRY OG S 54 days. (green > red) [Pre-1860.] Shaped like bonbons, these little sweet peppers are a good size for lunch box treats, and great for pickling, canning, and stuffing. Tall plants bear loads of dark red 1 in. x 1½ in. fruits that not only look like cherries, but have some cherry flavor as well! In 2019 we trialed 5 miniature bell peppers of similar size, and found Red Cherry to be sweeter, more flavorful, thicker-walled, more disease-resistant, and seedier than any of them. #46112 Pkt \$3.25



Red Cherry



Sweet Pickle

SWEET PICKLE OG (Christmas Tree Pepper) 55 days. (purple > pale yellow > orange > red) Beautiful plant, a great edible ornamental. Compact 18-24 in. plants are loaded with upright fruits in many colors. Thick walled fruits, 1 in. wide x 2-3 in. long, best flavor when red. #46143 Pkt \$3.25

Nematode-Resistant Sweet Peppers

The first nematode-resistant bell peppers were introduced by SESE. They were developed by Drs. Fery, Duke, and Thies at the USDA, Charleston, SC. Many gardeners in the South have found it difficult or impossible to grow sweet bell peppers because of southern root-knot nematodes. Previously they had to sterilize their soil or find alternative growing sites. Nematode-resistant varieties now make it easy for organic growers and home gardeners to grow bell peppers.



Carolina Wonder

CAROLINA WONDER **OG S** 75 days. (green > red) [Introduced by SESE 1999.] The best nematode-resistant bell for home gardeners. Foliage, fruits, and yields are very similar to California Wonder. This variety is a potentially valuable line for developing other nematode-resistant bell peppers.

It is also less prone to developing fungus in the seed cavity. The premium-grade, 3- and 4-lobed, fruits weigh 1/4-1/3 lb and measure 3 x 4 in. Sweet flavor even when green. #46123 Pkt \$3.50



Charleston Belle

CHARLESTON BELLE **OG S** 67 days. (green > red) [The first nematode-resistant bell pepper. Introduced by SESE 1998.] Plants have a compact growth habit and reach a height of 4 ft. 3 x 5 in. fruits are virtually identical to 'Keystone Resistant Giant', weighing ~1/4 lb. #46121 Pkt \$3.50

TRUHART-NR **OG S** 75 days. (green > crimson red) [2009, Richard Fery & Judy Theis, ARS/USDA. Introduced 2017 by SESE.] A classic Southern pimento pepper, now with newly added nematode resistance. Very flavorful heart-shaped fruits (2 x 3 in.), thick flesh. Use fresh, roasted, peeled, or canned. Especially well suited for salads, Spanish omelets, or eating out of hand. Productive plants are tall and sturdy, with good foliage cover. #46142 Pkt \$3.25; #46142B (3 g) \$7.75



Truhart-NR

Red Bells

BULL NOSE **S** 58 days. (green > scarlet red) [Introduced in 1759 from India. Pre-1900 this variety was often stuffed with cabbage and pickled.] Early maturing. In our trials we have noted that the heat can be very subtle or absent and may depend on growing conditions. 3 x 4 in. fruits are 4-lobed, borne on tall, prolific plants. #46101 Pkt \$3.25



Bull Nose

CALIFORNIA WONDER **OG** 75 days. (green > red) [1928.] Widely adapted variety, well-known and preferred by many market growers and gardeners. A smooth, blocky bell, mostly 4-lobed, with thick walls. Fruits up to 4 x 4 3/4 in. Foliage provides good cover for fruits. Tobacco mosaic resistant. #46102 Pkt \$3.75



California Wonder



Jupiter

JUPITER **OG S** 75 days. (green > red) One of the largest and best sweet bell peppers. Sturdy 3-5 ft. plants have an excellent canopy of dark green leaves to protect the high yields of 4 in. fruits. Excellent drought resistance. Great for stuffing. #46134 Pkt \$3.50

WORLD BEATER **OG S** 72 days. (green > red) [Pre-1912. Developed from a cross combining the size and production of Chinese Giant with the shape and color of Ruby King.] 3 x 4 in., thick fleshed bells, very sweet when red. 3 ft. tall plants. #46108 Pkt \$3.50



World Beater

Pepper Species Guide: Our peppers fall into three species: *Capsicum annuum*, *Capsicum chinense*, and *Capsicum baccatum*. *C. annuum* includes most peppers easily found in the U.S., and almost all sweet peppers. **Disease resistance:** *C. baccatum* and *C. chinense* are generally more disease-resistant than *C. annuum*. **Processing:** *C. annuum* generally has thicker walls, so adds more bulk to sauces. *C. chinense* has the thinnest walls, but *C. baccatum* tends to be easiest to dry. **Flavors:** While any hot pepper has its heat mostly in its seeds and ribs, the heat of *C. chinense* is relatively more dispersed, and the heat of *C. baccatum* is especially concentrated in the seeds. *C. baccatum* and *C. chinense* generally have very fruity flavors that complement sweet as well as savory dishes.

Order online at
www.SouthernExposure.com
for fastest service and largest selection.

Chocolate & Purple Bells



Purple Beauty

PURPLE BEAUTY **OG S** 80 days. (green > purple > deep red) On their way to deep red, the peppers stop and linger at a dark purple color (lime green inside) that's lovely in salads. Medium-sized bells, 3 x 3 in., thick flesh, good foliage cover. 3 ft. tall, mosaic resistant plants. #46140 Pkt \$3.25; #46140B (3 g) \$7.25



Sweet Chocolate

SWEET CHOCOLATE (Choco) **OG S** 86 days. (green > chocolate brown) Medium-sized, shiny, chocolate-cherry-colored bells, 2 1/2 x 4 1/2 in., 3-lobed. Unusual dark maroon interior fruit color. Extremely productive, continuous fruiting, very disease resistant. Stake tall plants for best production. #46103 Pkt \$3.25; #46103 \$7.75

Peppers continue
on the next page.

Peppers continued

Yellow & Orange Bells



Corona

CORONA OG S 68 days. (green > golden orange) [Dutch variety, 1991.] Fancy, flavorful, very sweet bell pepper often featured in gourmet produce markets. (except not in 2020, we didn't sell many bulk size packets of these last year, growers probably didn't want to make display signs for Corona peppers...) 3½ in. fruits are 3- to 4-lobed, averaging 6-7 oz. Fruit stem separates easily from plant for trouble-free harvest. Choice variety for salad use. Good foliage cover of fruits. 4 ft. plants. Mosaic resistant. **#46104 Pkt \$3.50**



Doe Hill Golden Bell

DOE HILL GOLDEN BELL OG S 61 days. (green > orange) [Pre-1900 family heirloom from the Doe Hill area in Highland County, VA. Introduced by SESE 2000.] Miniature (1 x 2¼ in.), 4- to 6-lobed, flattened orange bells, with sweet, fruity, multidimensional flavor. High yielding, 30 in. plants widely adapted and disease resistant. Fruits keep well. **#46126 Pkt \$3.50**



Yellow Belle

YELLOW BELLE OG S 65 days. (yellow > yellow-orange > crimson red) Mostly four-lobed, 2½ x 3 in., thick flesh, borne erect on the plant. Heavy foliage, compact growth, and very attractive. In Southern areas fully ripe peppers may develop fungus in the seed cavity during hot weather. A first-class salad pepper, very reliable and heavily productive. **#46109 Pkt \$3.50**



Golden Cal Wonder

GOLDEN CAL WONDER OG 72 days. (green > gold) Widely adapted and similar to California Wonder. The thick-walled, golden ripe fruits average 3 x 3 in. 3 ft. plants. Does well in the Mid-Atlantic. **#46105 Pkt \$3.00**

ORANGE BELL OG S 90 days. (green > orange) [Seedstock from Craig LeHoullier in NC.] Large, thick-walled, sweet bells. Though later maturing, the quality and flavor is the best of any orange bell we've grown. Fruits are large, blocky bells, 3½ in. wide by 4 in. long. An outstanding variety. **#46120 Pkt \$3.50**



Orange Bell

Sweet Non-Bell Peppers

Sweet peppers don't have to be bell-shaped. Non-bells are often earlier, more productive, and more vigorous than bell peppers.




Corno di Toro

CORNO DI TORO OG S 80 days. (green > red) "Horn of the Bull" thick bull's horn type, extremely productive, plants will produce so much fruit that the plants can use a good staking! Great flavor, beautiful vigorous plants. Good pepper for frying and cooking. **#46131 Pkt \$3.25; #46131B (3 g) \$7.75**

JIMMY NARDELLO'S ITALIAN OG S 58 days. (green > crimson red) Best sweet variety for drying. This treasure was in our seed bank for 15 years before we grew it in our pepper trials; we wish we'd offered it sooner! One of the more productive, disease-resistant, and most widely adapted heirloom sweet peppers we have grown. Tapered banana-shaped fruits are multi-dimensionally sweet and intensely flavored. Excellent for drying, frying, freezing, relishes, or salads. Thin-walled fruits are ¾ in. to 1¼ in. at the shoulder and 5-8 in. long. 3 ft. plants. **#46122 Pkt \$3.25; #46122B (3 g) \$7.75**



Jimmy Nardello's Italian




Melrose

MELROSE OG S 88 days. (green > red) [Heirloom Italian frying pepper discovered in Melrose Park, IL.] Productive plants full of 2 x 4 in. peppers that turn brilliant red early. Very sweet flavor, rich and full-bodied. Excellent for salads, roasting, and stir-frying. **#46133 Pkt \$3.25**


NEW! PIMIENTO LAGO AGRIO S (C. chinense) 87 days. (green > red) [Lowland NE Ecuador] Pumpkin-shaped peppers, about 2 in. across, with 3-4 prominent lobes, on plants about 28 in. tall. Unusually, fruit walls are thicker than other chinese peppers. One of the most disease-resistant sweet peppers we've grown! **We give 30% of your purchase to Ecuador's Red de Guardianes de Semillas to support them in connecting seed savers in Ecuador to each other. #46145 Pkt \$3.50**

SUPER SHEPHERD OG S 66 days. (green > red-brown > red) This Italian sweet pepper is one of our most productive and versatile varieties. Early yields of high quality, defect-free fruits. Thick, juicy flesh good fresh, fried or pickled. 3-4 lobed fruits average 2 x 4 in. long. Tall, vigorous plants. **#46119 Pkt \$3.50; #46119B (3 g) \$7.75** **Seed grown and stewarded by Living Energy Farm in Louisa, VA.**



Super Shepherd

SWEET BANANA OG S (Long Sweet Hungarian) 70 days. (pale green > yellow > orange > crimson red) [1941, AAS winner.] Heavy yields of attractive, banana-shaped peppers, 6 x 1½ in. Eaten at any ripeness stage, but sweetest when red. Great for colorful salads, frying, and freezing. 42 in. plants. Excellent choice for Mid-Atlantic region. **#46111 Pkt \$3.25; #46111B (3 g) \$7.75**



Sweet Banana



Pimiento Lago Agrio

Spice (Seasoning) Peppers



Aji Dulce


AJI DULCE **OG S** 🌞🕒 (C. chinense) 99 days. (green > orange-red > red) [Venezuelan heirloom. Seed source from Donna Hudson in TN.] Has the same shape, size, color and aroma as Habanero, but is sweet, spicy, and delicious, with only a trace of heat. Highly aromatic fruits; their flavor is unusual and complex, with overtones of black pepper and coriander, and undertones of other spicy flavors. An excellent choice for sautéed vegetables, rice and bean dishes, paprika, or herbal vinegars. The thin-walled pendant fruits are 1 x 2 in., tapering at both the stem and blossom end. Plants have good foliage cover and bear at 18 in. high. Seedlings grow slowly at first, but grow rapidly later in the season to 48 in. or more. #46601 Pkt (0.20 g) \$3.50



Aji Chinchi Amarillo

Hot Peppers

AJI CHINCHI AMARILLO **OG S** 🌞🕒 (C. baccatum) 59 days. (green > golden orange-yellow) [Introduced by SESE 2018.] Fruity, flavorful, with medium-high heat. A heavy yielder and a favorite in our 2016 pepper taste test. Aji Amarillo peppers are a key ingredient in Peruvian cuisine. This rare "Chinchi" strain bears smaller peppers, about 3 x 1/2 in., much earlier in the season than the standard Aji Amarillo. Thanks to Chris Watson for providing our seedstock. #46526 Pkt \$3.50



Anaheim

ANAHEIM CHILE **OG** 🌞🕒 77 days. (green > deep red) A versatile mild pepper used fresh, canned, fried, or dried. 6-8 in. pendant fruits are borne abundantly on tall, productive, vigorous plants. #46501 Pkt \$3.00; #46501B (3 g) \$6.50

ANCHO POBLANO see Spice (Seasoning) Peppers



Ancho Poblano

ANCHO POBLANO **OG S** 🌞🕒 74 days. (green > red) Called poblanos when fresh, the classic choice for chiles rellenos. After ripening red and then dried, they are called anchos and are used in mole, adobo, and other sauces. Chunky fruits up to 4 in. long. Usually mild when green, may become slightly hotter when red. #46524 Pkt \$3.50



Hungarian Paprika

HUNGARIAN PAPRIKA **OG S** 🕒 70 days. (green > red) Our seedstock originally came from Hungary, where the paprika pepper has been developed to its finest quality. This strain has excellent color and sweet, spicy flavor. 3 ft. plants produce an abundance of 1 1/2 x 4 1/2 in. peppers. Fruit shows some susceptibility to sunscald and blossom-end rot, but is otherwise an excellent variety. The fruits keep well. The sweet, very dry flesh is ideal for drying. Grind dried fruits for a superb paprika seasoning. #46117 Pkt \$3.50



Ubatuba Cambuci

BALIK **S** 🌞🕒 (green > red) 46 days. [From Gokhan Erdinc of Istanbul, via Two Seeds in a Pod.] Sleek, crunchy peppers, about 1 in. x 3 in., generally with two lobes, similar to fish in shape. (Its name, pronounced BA-luck, means "fish" in Turkish.) Milder heat than most Jalapeños. Productive plants -18 in. tall. #46530 Pkt \$3.25



Balik

BRAZILIAN STARFISH **OG S** 🌞🕒 (Pitanga) (C. baccatum) 82 days. (green > red) Ribbed, spaceship-shaped fruits, 1 1/2-2 in. wide by half as tall, with mild heat and great fruity flavor on 3 1/2 ft plants. Open branch structure makes for easy harvest. #46528 Pkt (0.2 g) \$3.50

NEW! PEPPERONCINI, GREEK **S** 🌞🕒 58 days. Prolific, medium-size plants with good disease resistance. Flavorful fruits, 1 in. x 3 in., with thin walls. A classic pickling pepper, also great for eating fresh. #46606 Pkt \$3.25




Pepperoncini, Greek

NEW! PIMIENTO ARRUGADO **OG S** 🌞🕒 (C. chinense) 74 days. [Lowland Northeastern Ecuador] (pale green > orange > red) Very low heat - barely detectable! - even milder than Aji Dulce, with great flavor. 1 1/2 in. x 2 1/2 in. fruits, on 45 in. plants. Fruits often have purple blushing at the tops. Young plants have some of the largest leaves we've seen on any peppers! We give 30% of your purchase to Ecuador's Red de Guardianes de Semillas to support them in connecting seed savers in Ecuador to each other. #46605 Pkt \$3.25



Pimiento Arrugado

TRINIDAD PERFUME **OG S** 🌞🕒 (C. chinense) 94 days. (green > yellow) A spice pepper with lots of sweet flavor and a trace of heat. 42 in. tall, bushy plants with light green foliage. 1 x 1 1/2 in. bright yellow peppers. Widely adapted. #46138 Pkt (0.20 g) \$3.50



Trinidad Perfume

UBATUBA CAMBUCI **OG S** 🌞🕒 (C. baccatum) 88 days. (green > red) [Brazil] Peppers shaped like bells, each with 2-5 prominent, flattened lobes with a great, fruity flavor. Its low level of heat is appreciated in Brazil as well as in the US. Easy to dry. Cambuci peppers are named after the Cambuci fruit, which they also resemble, which in turn is named for being shaped like an indigenous style of earthen jar. This Ubatuba strain of Cambuci peppers was likely collected in Ubatuba, Brazil, by the Instituto Agronomico de Campinas. #46603 Pkt (0.2 g) \$3.50



Brazilian Starfish

Hot Peppers continue on the next page.

Hot Peppers continued



Long Red Cayenne

CAYENNE, LONG RED **OG** ☀️ ⌚ 72 days. (green > red) [*Pre-1827.*] A choice, fiery, red-hot seasoning pepper. Use fresh or dried, especially in salsa or chili. ½ x 3–5 in. fruits. 42 in. plants. #46504 Pkt \$3.00



Fish

FISH PEPPER **OG** ☀️ ⌚ 55 days. (green-white > green-yellow > red) [*African-American heirloom from MD.*] White and green mottled leaves. Most of the 2 in. long fruits have variegated colors before ripening to red. Beautiful edible landscape plant. Great heat tolerance. Very hot, used traditionally in shellfish and fish cookery. Also good for drying. #46518 Pkt \$3.50; #46518B (3 g) \$7.75



Gochugaru

NEW! GOCHUGARU **OG** ☀️ ⌚ 60 days. (green > red) A classic Korean pepper, named for the flakes traditionally made by drying peppers in the sun followed by grinding them. High yields of ¾ in. x 4 in. peppers, great for making kimchi and various Korean sauces. Medium heat. #46536 Pkt. \$3.25

HABANERO **OG** ☀️ (C. chinense) 95 days. (green > orange-red) [*Cultivated in the Yucatan, Trinidad, and West Indies.*]

A very aromatic, flavorful, very hot pepper used in Caribbean curries and jerk sauces. 1¼ x 2 in. thin-walled fruits. Slow germinating. Requires a long warm growing season; plants eventually reach 3–4 ft. #46506 Pkt (0.20 g) \$3.50



Habanero

HUNGARIAN WAX **OG** ☀️ (Hot Banana) 60 days. (pale green > yellow > crimson red) Long, banana-shaped, medium-hot, spicy peppers, 1½ x 6–7 in. A very reliable and productive variety adapted to the cool North as well as the Deep South. Use fresh, canned, or pickled. #46507 Pkt \$3.25



Hungarian Wax

JALAPEÑO **OG** ☀️ ⌚ 72 days. (green > red) The classic salsa chile. Medium-hot 1½ x 2½ in. thick-walled peppers usually harvested green, but can be left to mature to red, or removed from the plants to redden indoors. (A chipotle is a smoked red jalapeño.) A teaspoon of jalapeño vinegar is excellent seasoning for bean soups. Jalapeños filled with cream cheese and fried are a Southern specialty. #46508 Pkt \$3.00; #46508B (3 g) \$6.50



Jalapeño



Jaloro

JALORO JALAPEÑO **OG** ☀️ ⌚ 65 days. (yellow > orange > red) [1992, *Texas A&M.*] Big yields of colorful yellow Jalapeño, peppers, one of the best in our 2018 jalapeño trials. 1½ x 2 in. fruits are juicy with thick walls. Medium hot fruits, milder than our regular Jalapeño. Shorter plants than our regular Jalapeño – a good container variety! – with bigger early harvests. Resistant to many diseases including TMV. #46529 Pkt \$3.50

LOMBOK **OG** ☀️ ⌚ 90 days. (green > orange > red) [*Heirloom from a food market in Yogyakarta, Indonesia.*] An excellent hot drying pepper with great taste and rich color. Fruits measure 1 in. at the shoulder and taper to 5–6 in. long. The lower third of the fruit is without heat and may be eaten like a sweet pepper. The best of our dried hot pepper trials. 42 in. plants. #46515 Pkt \$3.25; #46515B (3 g) \$7.25



Lombok

NUMEX BIG JIM **S** ☀️ ⌚ 80 days. (green > red) [1975, *New Mexico State U.*] Large, mild, Anaheim-type peppers up to 12 in. long, on 48 in. plants. Great for stuffing. Listed by the *Guinness Book of World Records* as the largest hot pepper! Good yields even under hot dry conditions. Ripe fruits hold well on the plants. #46520 Pkt \$3.50



Numex Big Jim

Order online at
www.SouthernExposure.com
for fastest service and largest selection.

BACK! OROZCO **OG** ☀️ ⌚ 80 days. (green > orange) [*From E. European origin, developed by John Adams.*] Orange carrot-shaped peppers, 5 in. long x 1½ in. wide at the shoulders, clustered close together, appearing as though they grow in bunches. Mildly hot fruits are sweet and flavorful. 2–4 ft. plants. #46513 Pkt \$3.50

SERRANO TAMPIQUEÑO **OG** ☀️ ⌚ 75 days. (green > orange > red-orange) Attractive 4 ft. plants with pendant, thin-walled fruit (½ x 2¼ in.). Flavorful pepper, ideal for chili, salsa, hot pepper vinegar, and pickling. Very hot whether green or red. Dries easily. #46512 Pkt (0.20 g) \$3.25; #46512B (3 g) \$7.75



Serrano Tampequeño

NEW! THUNDER CACHO BROWN **S** ☀️ (C. baccatum) 103 days. (green > brown) Very long, thin, curled brown peppers with even width along their entire length. 5–8 in. long fruits, 3/8 in. wide. Medium heat fruits on 45 in. plants with an open branching pattern. Fruits have low water content and are very easy to dry. [*Jes Christiansen of Denmark created this pepper by crossing Cachó Negro, from Costa Rica, with Thunder Mountain Longhorn, from China.*] #46531 Pkt \$3.25



Thunder Cachó Brown

XOCHITECO **OG** ☀️ ⌚ 55 days. (green > red) [*From s. Mexico.*] Ripe fruits slip easily off the plants and are juicy and very easy to mash into hot sauce. Medium heat. Delicious both green and red. Fruits vary in shape, but average 3/8 in. x 1 in. Fuzzy leaves – but white flowers and calyx shape indicate that this variety is probably in the common C. annuum species, and not the rare C. pubescens species. 3 ft. plants have a tendency to lodge and make new stems from the base. Support (cages or staking) is highly recommended. #46533 Pkt \$3.25

Nematode-Resistant Hot Peppers

More great nematode-resistant peppers – see text box on p. 39 for info on nematode-resistance!



Carolina Cayenne

CAROLINA CAYENNE **OG S** 70 days. (green > red) [1986, Clemson U. & USDA.] 2–3 times more hot than regular Cayennes! Heavy yields of 1 × 5 in. fruits, larger than most Cayenne peppers. Excellent nematode resistance. 3 ft. plants. #46521 Pkt \$3.50; #46521B (3 g) \$7.75



Charleston Hot

CHARLESTON HOT **OG S** 72 days. (green > yellow > orange > red) [1993, Charleston/USDA.] Almost as hot as Habaneros! Flavorful ½ × 5 in. fruits; a favorite for hot sauce in the Carolinas. Colorful fruits and the unusual yellow leaves make this an interesting ornamental. Very good nematode resistance. 30–36 in. plants. #46522 Pkt \$3.50; #46522B (3 g) \$7.75



Combahee Red Habanero

COMBAHEE RED HABANERO **OG S** (PA-559) (C. chinense) 95 days. (green > red) [2008, Richard Fery and Judy Theis, ARS/USDA. Introduced by SESE 2015.] Red-fruited habanero bred for root-knot nematode resistance. Clocking in at 256,433 Scoville heat units, this is probably our most potent hot pepper! 1 in. wide x 1¾ in. long fruits. #46523 Pkt (0.2 g) \$3.50

Radishes *Raphanus sativus*

Culture: Sow seed in spring as soon as the soil can be worked. Successive sowings can be made through May, and again in late summer. Hot, dry weather hastens bolting and causes the roots to become strong-flavored and woody. Sow seeds ¾ in. apart, ½ in. deep in rows 8–12 in. apart and thin to 1½ in. apart. Maintain adequate soil moisture. **Harvest:** Harvest salad-type radishes when small, when roots are about the same diameter as a quarter. **Storage:** Store in plastic bags or containers in the refrigerator. **Seed Savers:** Isolate a minimum of ⅓ mile for home use. For pure seed isolate from wild and cultivated radishes by a minimum of ¼ to ½ mile. **Packet:** for salad-type radishes, 7 g (about 625 seeds), sows 35 ft.

CHERRY BELLE **OG** 24 days. [1949, AAS winner.] Round roots, bright red skin, and firm white flesh. Somewhat less susceptible to developing pithiness compared to other varieties. Our sweetest spring radish. #28103 Pkt \$3.00; #28103E (28 g) \$6.50



Cherry Belle



Easter Egg

EASTER EGG **OG** 24 days. Colorful mix of purple, red, and white round radishes. Longer harvesting period thanks to the variety of types. #28951 Pkt \$3.00; #28951E (28 g) \$6.75

RED HEAD (Roodkopje) 25–30 days. [Dutch variety] Ivory white/ bright pink globes are quick growing and mild flavored, best harvested at 1 in. They will pretty up any party tray or add a little mild flavored crunch to your lunch box. #28110 Pkt \$3.00



Red Head

Sparkler White Tip

SPARKLER WHITE TIP **OG** 24 days. Bicolored globes, bright scarlet on the upper portion, and white on the lower third. Medium tops and sweet, white flesh. #28108 Pkt \$3.00



WHITE ICICLE **OG** (Lady Finger) 29 days. [Pre-1865.] Mild-flavored, white, carrot-shaped roots up to 4–5 in. long. Best harvested small, but remains milder than other varieties when harvested



White Icicle

large. Stands heat well. One of our favorites. Gardeners growing this for the first time are often pleasantly surprised by this good variety. #28106 Pkt \$3.00; #28106E (28 g) \$6.50

Potatoes pg. 83; Sweet Potatoes pg. 84.

Winter Storage Radishes

Culture: Sow 5–10 weeks before first fall frost. Thin to wider spacing (4–6 in. apart) than regular radishes. Harvest before temperatures drop below 20°F. Trimmed roots can store 2–3 months in the refrigerator or root cellar. These radishes are daylength-sensitive and should not be sown in spring. **Packet:** 4 g (about 300 seeds), sows 20 ft.


BLACK SPANISH ROUND **OG** 53 days. [Pre-1824.] Round roots grows 3–4 in. or larger in diameter. Firm, white flesh and thin, nearly-black skin. Very hardy, an excellent winter keeper. Flesh is crisp and pungent. #28102 Pkt \$3.00



Black Spanish Round

DAIKON, MIYASHIGE

WHITE **OG** (Raphanus sativus var. longipinnatu) 65 days. [Originating from Asia, daikon (pronounced “dye-con”) is the Japanese word for radish.] Juicy and flavorful, can be used fresh in salads, cooked in vegetable dishes, pickled, used in kimchi, or grated and mixed with ginger and soy sauce to make a dip. Usually harvested when 12 in. long and 2–3 in. in diameter, though it will grow much larger! #28201 Pkt \$3.50; #28201E (28 g) \$11.50



Miyashige White Daikon

MISATO ROSE **OG S** 60 days. Our favorite fall radish. Green and white skin, rose and white flesh. Beautiful when sliced or grated for salads. Round roots up to 5 in. Very forgiving crop - unlike many radishes, this one will still bulb properly even if crowded or thinned late. #28109 Pkt \$3.50; #28109E (28 g) \$12.50



Misato Rose

Rhubarb *Rheum rhabarbarum*

Culture: Rhubarb grows well in the Mid-Atlantic. In the South, rhubarb can be grown in partial shade (ideally on north-facing slopes). Losing up to 25% of plants over the course of a Southern summer is normal; to fill in gaps, divide up and replant roots in the fall/winter, or plant new seedlings in the spring. Deep South summers are too hot for growing rhubarb. Rhubarb prefers a soil pH of 6.2–6.8 and good levels of phosphorus, potassium, and organic matter; avoid planting in very sandy soils. Plant 2–3 ft. apart in rows 3–5 ft. apart. Mulch plants and regularly irrigate them during the summer. Break off any flowering stalks back to the ground so that the plant's energy goes into producing stems.

Harvesting: Rhubarb leaves are poisonous – only the stems are edible. Wait until the second year to harvest stems from plants started from seed. Mature plants can be harvested twice a week for 6–8 weeks in the spring. Harvest 1/3–1/2 of the stems, leaving at least 5 stems still growing. Harvest stems by pulling and twisting at the same time. Can also be harvested lightly in the fall, or heavily right before first fall frost (the tops die back after frost, so help yourself before the stems will die off anyway). **Packet:** 0.60 g (about 45 seeds)

VICTORIA ⚡ [1837, English variety named for Queen Victoria; popular variety still widely grown commercially.] 30–36 in. red-green stems, select plants for the largest and thickest stems. #34101 Pkt \$3.50



Victoria

Squash Species Guide (Summer Squash, Zucchini, Winter Squash & Pumpkins)

Cucurbita pepo Most zucchini and summer squash are of this species. Winter squash varieties do not store well and are best eaten within a few months of harvest, but also need less time curing to sweeten up. Best planted in monthly successions throughout the summer due to vine borer susceptibility. If you have trouble growing these squash, try luffa gourds or Tromboncino summer squash as a substitute for zucchini.

C. maxima Often quite large-growing, this species generally keeps well in storage, from a few months to a year or more, depending on the variety. Fine-textured flesh and very good flavor. May be tender and sensitive to wilt, as well as vine borers and other insect pests. These are a good choice where nights are cool.


C. moschata Excellent keepers, with flavorful, sweet flesh that is often fragrant. Well-suited for pies and cakes, though they are often just baked or boiled. Good resistance to vine

borers and cucumber beetles once the plants are beyond the seedling stage. During the growing season, these plants need night temperatures above 60°F to grow well.

C. mixta (*C. argyrosperma*) A traditional Southern crop, though their popularity has diminished. The somewhat coarse flesh is typically not as sweet as maximas and moschatas, though it is well-suited to savory dishes or may be sweetened. Many are grown for the large, flavorful seeds, perfect for roasting. Like moschatas, they have good resistance to vine borers and cucumber beetles. Excellent drought tolerance.

Salsify *Tragopogon porrifolius*

SANDWICH ISLAND MAMMOTH ⚡ ⚡ 120 days. [Pre-1900.] Easy-to-grow roots, 1–1½ in. wide by 8 in. long. Sow in spring, seeds 1 in. apart, in rows 12–18 in. apart, thinning to 3–4 in. apart. Roots have an oyster-like flavor (some say scallop-like or artichoke-like). Best harvested after frost, roots keep well in ground. Use stewed, baked, or in a cream sauce. #63101 Pkt (3 g, ~185 seeds) \$3.00



Sandwich Island Mammoth

Squash, Zucchini, & Pumpkins *Cucurbita* spp.

Culture: Culture of squash and pumpkins is similar to that of cantaloupe and cucumber, which are also members of the squash family. Squash and pumpkins require warm days and warm nights to mature properly. Sow seeds 1/2 to 1 in. deep. Bush varieties should be spaced 18–30 in. apart in rows 4 ft. apart, or 6–8 seeds per hill, in hills 4 ft. apart. Vining varieties are planted in rows or hills 6–8 ft. apart. Keep soil moisture high by mulching. **Seed Watering Notes:** See Cucumbers section. **Transplanting Notes:** See Cucumbers section. **Fruit Set:** Flowers may not set fruit in exceptionally hot weather. Plant out winter squash early enough so that fruit will already be forming when high heat arrives. **Harvesting Summer Squash:** Harvest crooknecks and zucchini when 6–8 in. long. Zucchini will grow large enough to become “attack zucchinis” if you don’t keep them harvested. Yellow squash are the easiest to find when harvesting! **Harvesting Winter Squash:** Winter squash is ready for harvest when the rind loses its shiny luster, becomes duller, can no longer be dented by a fingernail, and when stems have dried. Harvest by cutting stems 1 in. above the fruit (leave stems on, squash will store better). Do not allow fruits to become frosted. Store at 45–60°F and maintain good air circulation. **Culinary:** All squash seeds can be eaten. **Diseases:** Squash is affected by downy and powdery mildew, and bacterial wilt. (See Cucumbers section.) To prevent blossom-end rot, maintain an even supply of moisture. **Insect Pests:** See Cucumber section for notes on cucumber beetles. For vine borers, mix charcoal into soil just before planting to reduce their numbers. For small varieties another strategy is to pinch growing tip(s) when vines are 1–2 ft. long. This creates multiple vines, increasing odds of escaping borer damage. Use pyrethrum or sabadilla to control cucumber beetles and squash bugs. Destroy eggs of squash bug by hand, or deposit eggs in a jar of soapy water. To trap squash bugs, place boards around base of plants. Squash bugs will hide under the boards at night and can be collected in the morning. Vine borers can be cut out of stems by making a cut along the length of the stem and removing larvae of the borers. Keeping plants under row cover until flowering extends plant survival. For non-resistant varieties of squash a succession of plantings may be required. Use resistant varieties, like Tromboncino, where possible, or substitute edible gourds. **Seed Savers:** There are 4 species of pumpkins and squash. Species is listed in parentheses beside the name of each variety. Crossing occurs easily within a species and rarely between species. Isolate varieties of the same species by a minimum of 1/8 mile if you save seed for home use. Pure seed requires hand pollination or a minimum isolation of 1/4 to 1 mile, depending on planting size. **Summer Squash Packet:** 2–5 g (about 25–56 seeds, average 33 seeds) **Winter Squash Packet:** 2–6 g (about 13–49 seeds, average 28 seeds)

Summer Squash & Zucchini

BENNING'S GREEN TINT ⚡ ⚡ (*C. pepo*) 52 days. [-1914.] One of the most beautiful and hardy varieties of Patty Pan squash. Saucer-shaped fruits with scalloped edges and pale-green, fine-textured flesh of good flavor. Harvest when small. #53115 Pkt (4 g, ~42 seeds) \$3.00

COCOZELLE ITALIAN ⚡ ⚡ (*C. pepo*) 59 days. [Pre-1934.] This Italian zucchini is long and cylindrical. Young fruits are dark green with light-green stripes and the flesh is greenish-white and firm. Fruits grow 10–12 in. long and become yellow when mature, but best quality when harvested at 6–8 in. long. #53116 Pkt (3 g, ~33 seeds) \$3.25



Cocozelle Italian

COSTATA ROMANESCA ⚡ ⚡ (*C. pepo*) 62 days. This Italian heirloom zucchini is favored for flavor. Fruits remain tender even at 18 in.; best picked at 12 in. Heavily ribbed fruits are striped with alternating light and dark green shades. Hardy vines grow larger than other summer squash. #53120 Pkt (3 g, ~19 seeds) \$3.25



Costata Romanesca

CUCUZZI – see Culinary Gourds, p. 20.



Early Golden Summer Crookneck

EARLY GOLDEN SUMMER CROOKNECK **OG S** (Early Yellow Summer Crookneck, Dwarf Summer Crookneck) (*C. pepo*) 50 days. [Native American variety dating to before European contact. It was commonly grown in Appalachia.] Picked at 5–6 in., the fruit is a bright golden yellow with a curved neck, creamy white flesh, and excellent flavor. #53121 Pkt (2 g, ~34 seeds) \$3.50



Early Prolific Straightneck

EARLY PROLIFIC STRAIGHTNECK **OG S** (*C. pepo*) 48 days. [1938, AAS winner.] Straight, lemon-yellow, slightly club-shaped fruits. Harvest small, when 3–7 in.

long. Quality of the flesh is excellent. Plants are very vigorous, hardy, and productive. #53101 Pkt (4 g, ~54 seeds) \$3.00; #53101E (28 g) \$6.50

EARLY WHITE BUSH SCALLOP **OG S** (White Patty Pan) (*C. pepo*) 54 days. [Pre-1722.] White-fleshed fruits are whitish-green ripening to white. Fruits average 6–7 in. in diameter by 3 in. tall. Very productive. #53103 Pkt (2 g, ~27 seeds) \$3.25



Lemon

LEMON SQUASH **S** (*C. pepo*) 50 days. Bright yellow fruits look like lemons! Very prolific. Delicious when eaten young while the skin is tender and the seeds are small. Tasty and attractive for farmers markets as well as the home

garden. Some fruit shape variability. Good pest resistance: plants are more likely to outlast the bugs and sprawl a bit. #53124 Pkt (3 g, ~41 seeds) \$3.25



Tromboncino

TROMBONCINO (C. moschata) 60 days. [Italian heirloom.] Light green fruits grow long, curving to a bell at one end. Vining plants can be grown on a trellis. Harvest at 8–10 in. long when the flavor is fine and sweet. Vigorous moschata plants can bear all season in areas where insects are a problem for other summer squash. If left to mature, skin will ripen to tan like a butternut squash. Grower Richard Moyer notes that the male squash blossoms sell well at market! #53607 Pkt (2.5 g, ~24 seeds) \$3.25

YELLOW CROOKNECK **OG** (*C. pepo*) 55 days. [-1700.] Yellow, bulb-shaped fruit with a narrow, curved neck. Skin becomes bumpy and warted on large fruits. Best eaten when fruits are no longer than 6 in.



Yellow Crookneck

A consistently popular variety. #53102 Pkt (4 g, ~56 seeds) \$3.00; #53102E (28 g) \$6.50




Zapallo del Tronco

ZAPALLO DEL TRONCO **OG S** 53 days. (*C. maxima*) Rare Argentinian maxima-type summer squash. Light green fruits have a uniquely sweet, rich texture. Harvest smooth, round fruits at 2–4 in. Squash bugs and squash vine borers make it hard to

mature maxima winter squash in the Southeast, but with this one, we at least get to enjoy some great summer squash for a while! #53308 Pkt (5 g, ~29 seeds) \$3.25; #53308E (28 g) \$9.75


ZUCCHINI, BLACK BEAUTY **OG** (*C. pepo*) 48 days. [1957, AAS winner.] Fruits are dark green, turning black green as fruit matures. Plants are semi-spineless, semi-upright, with an open growth habit. Flesh is white with small seed cavity. Freezes well. Note: Our observations over several seasons indicate that Black Beauty attracts squash bugs much more than other varieties and we have used it successfully as a trap plant for hand-picking squash bugs. #53105 Pkt (4 g, ~29 seeds) \$3.00



Black Beauty

ZUCCHINI, DARK GREEN **OG** (*C. pepo*) 50 days. Mottled dark green fruits with pale green flesh. A vigorous, productive bush variety with early concentrated yields. #53106 Pkt (4 g, ~28 seeds) \$3.00

ZUCCHINI, DARK STAR **OG S** (*C. pepo*) [From a farm-breeding collaboration between Eel River Farms and the Organic Seed Alliance that started in 2006.] Abundant quantities of slender, shiny dark green fruits on large, drought-tolerant, disease-resistant plants with an open habit and smooth leaves that make harvesting easier. Pick daily and succession plant for a longer season and best yields. Although this variety was bred for dry farming in the Southwest, many market farmers here in the Southeast praise Dark Star as an outstanding new OP zucchini. #53125 Pkt (3 g, ~25 seeds) \$3.25



Dark Star

Vining Varieties

BUTTERCUP, BURGESS **OG** (*C. maxima*) 100 days. [1932.] This Burgess strain of Buttercup is noted for its thick, fine-grained flesh and excellent flavor. Fruits are flattened turbans, approximately 4½ × 6½ in., weighing 4–5 lbs. Rinds are dark green with slight ribs and a “button” on the blossom end. #53301 Pkt (5 g, ~29 seeds) \$3.00



Burgess Buttercup

Winter Squash

Growing instructions on previous page.

Bush Varieties



Burpee's Butterbush

BURPEE'S BUTTERBUSH **OG S** (*C. moschata*) 86 days. [1978.] Earlier and smaller than Waltham Butternut, but even better tasting. A space-saving variety for small gardens: most plants are bush-like, some have short runners. 1½ lb. fruits with sweet orange flesh, average 3–6 fruits per plant. (Not downy mildew resistant in summer 2013.) #53615 Pkt (2 g, ~29 seeds) \$3.50; #53615E (28 g) \$12.75

TABLE QUEEN BUSH **OG** (Acorn) (*C. pepo*) 80 days. [1948.] Space-saving version of Table Queen (see description on next page). Averages 5 fruits per plant. #53108 Pkt (2 g, ~24 seeds) \$3.00



Candy Roaster Melon

CANDY ROASTER MELON **OG S** (*C. maxima*) 112 days. [Appalachian heirloom from western NC.] 6–30 lb. squash with great flavor. Pinkish-orange fruits with some blue-green color. Ribbed pumpkin shape, big vines. #53302 Pkt (5 g, ~18 seeds) \$3.75



Table Queen Bush

Winter Squash continues on the next page.

Winter Squash continued

open source
seed initiative

Candystick Dessert Delicata

DELICATA, CANDYSTICK DESSERT OG S (*C. pepo*) 98 days. [Bred by Carol Deppe and Nate France.] Larger and sweeter than other delicatas, 2–3 lb. fruits have orange-tan skin with green stripes. Very sweet, dry flesh, bred to be a squash that you can serve up for dessert, with flavor “reminiscent of Medjool dates!” #53123 Pkt (2 g, ~31 seeds) \$3.25; #53123E (28 g) \$12.75

DELICATA ZEPPELIN OG S (*C. pepo*) 97 days. [Frank Morton] One of the sweetest winter squashes we offer. Cream-colored skin has dark-green stripes. 2 lb oblong fruits, 10 × 3 in. Semi-bush vines yield up to 8 fruits per plant. #53117 Pkt (2 g, ~32 seeds) \$3.25

GREEN-STRIPED CUSHAW OG S (*C. argyrosperma*) 110 days. [Pre-1893, possibly pre-1860. Cushaws came from the West Indies, earlier than 1700.] This bulb-shaped squash is a reliable producer and the most popular of its class. Large, vigorous vines are resistant to squash vine borer and downy mildew. Fruits average 10–12 lbs, about 18 in. long, and 10 in. wide at the bowl. Not a good keeper. Whitish-green skin with mottled green stripes. Thick, light yellow flesh is slightly sweet and medium-coarse. Fine for pies and baking. The mashed squash is great when fried with savory herbs. #53501 Pkt (4 g, ~18 seeds) \$3.50

ILLINOIS OG S (*C. argyrosperma*) 95 days. [Grown in s. Illinois since at least the 1830s, including by friends of Abraham Lincoln's parents.] Long white 15–30 lb. fruits with large curved necks and some green mottled striping. Light yellow flesh has mild, pleasant flavor. Earlier and better keeping than Green-Striped Cushaw. #53503 Pkt (4 g, ~16 seeds) \$3.25



Mrs. Amerson's

MRS. AMERSON'S S (*C. moschata*) 110 days. 5–9 lb. squash with great flavor, bakes quickly despite its size. Tan skin, orange flesh. Two different shapes make up the variety: one slightly bell-shaped, the other flatter. Favorite of our 2009 heirloom moschata trials. #53612 Pkt (3 g, ~28 seeds) \$3.25

NORTH GEORGIA CANDY ROASTER OG S (*C. maxima*) 100 days. [Early 1900s: Appalachian Thanksgiving feasts included “candy roaster pie” instead of pumpkin pie.] Banana-shaped fruits are up to 18 in. long and 6 in. wide, pink with blue tips. Smooth, delicious orange flesh. Stores well. #53304 Pkt (5 g, ~17 seeds) \$3.75

SOUTH ANNA BUTTERNUT OG S (*C. moschata*) 100 days. A new Downy Mildew resistant butternut developed by Edmund Frost of Commonwealth Seed Growers. Stemming from a 2011 cross between Seminole Pumpkin and Waltham Butternut, the final stages of selection are ongoing. Expect excellent DM resistance, productivity and keeping quality, as well as rich sweet flavor. Immature fruits are mostly dark green. These ones take longer to turn fully tan, but when they do you can be sure that they are ripe. South Anna will avoid the crop failure that can occur in years when DM comes early, and provide higher, better quality yields in years with average DM pressure. Can be planted late, allowing for later harvests that will keep better into the winter and spring. #53621 Pkt (3 g, ~23 seeds) \$3.75; #53621D (14 g) \$11.75



North Georgia
Candy Roaster



South Anna Butternut



Illinois

SPAGHETTI SQUASH (*C. pepo*) 90 days. 9 in. pale yellow fruits. Keeps well. Pale flesh breaks up into spaghetti-like strands when cooked – boil fruit for 20–30 minutes and remove flesh with a fork. Tasty flesh may be used like spaghetti, topped with your favorite sauce – a good low-carb option! #53110 Pkt (4 g, ~25 seeds) \$2.75




Spaghetti Squash



Sweet Meat

SWEET MEAT SQUASH (*C. maxima*) This excellent 12–15 lb squash has a slate green skin and orange flesh. Flesh has a dry texture and a buttery flavor that sweetens with age. Excellent keeper. Thanks to its tender dry texture, can substitute for summer squash in cooked foods. #53606 Pkt (5 g, ~17 seeds) \$3.00



Tahitian Melon

TAHITIAN MELON OG S (*C. moschata*) 120 days. Long-necked butternut type has one of the highest sugar contents of any winter squash. The sweet, fine-textured neck flesh is excellent for pies and soups. Large (10–20 lb) fruits keep well for 9+ months. #53613 Pkt (3 g, ~27 seeds) \$3.25

THELMA SANDERS' SWEET POTATO OG (*C. pepo*) 96 days. [Family heirloom from Thelma Sanders in Adair County, MO. Introduced 1988 by SESE.] Acorn-type squash up to 6 in. long. Ripens from cream to light gold. Lighter squash color helps prevent sunscald in Deep South. Thick, golden yellow flesh with fine texture and superb flavor. Sweetens in storage. Great vigor in VABF's 2009 squash trials. #53111 (2 g, ~34 seeds) \$3.25



Thelma Sanders' Sweet Potato

Pumpkins

Pumpkin is the word used to describe a pumpkin-shaped squash, but there are many colors, sizes, and types of pumpkins in the different squash species. Generally, Hallowe'en pumpkins for carving are pepo types. The best-flavored pumpkins are maxima and moschata types. The most bug-resistant pumpkins are moschata types.



Big Max

BIG MAX OG (C. maxima) 115 days. Extra large pumpkin often grown for county fairs and Hallowe'en. Weighs up to 100 lbs. or more when well grown. Bright orange fruits with orange flesh good for pies. #53303 Pkt (6 g, ~22 seeds) \$3.00

CONNECTICUT FIELD OG (Big Tom, Yankee Cow Pumpkin) (C. pepo) 110 days. [Pre-1700 cultivar of Native American origin.] Still the most popular variety of large Hallowe'en pumpkins. 15–20 lbs fruits are bright orange, slightly ribbed, and vary in shape and size. Good for canning, baking, and pies. #53113 Pkt (4 g, ~20 seeds) \$3.00



Connecticut Field



Waltham Butternut

WALTHAM BUTTERNUT OG (C. moschata) 95 days. [1970, AAS winner.] Very vigorous and dependable. Fruits average 8–9 in. long, 3–4 lbs, and have buff-colored skin, and fine-textured, sweet, orange flesh. Can be harvested when small and used like a summer squash. Excellent resistance to vine borers. Stores very well. #53601 Pkt (4 g, ~49 seeds) \$3.00; #53601E (28 g) \$6.50

WALTHAM BUTTERNUT, VIRGINIA SELECT S (C. moschata) 95 days. [Introduced 2008 by SESE.] Virginia grower Barbara Kling started this selection back in the '70s, and her son Carl continues the work, selecting for shorter necks and for squash that can keep up to a year! One of the best performers in Twin Oaks Seeds' 2012 butternut trials. #53608 Pkt (3 g, ~34 seeds) \$3.25



Waltham Butternut, Virginia Select

MAGIC CUSHAW OG (C. moschata) 110 days. [Found in a s. GA swamp, grown for 10 years now by Rag & Frass Farm and The Little Farm. Introduced 2022 by SESE.] "We named it Magic

Cushaw because it is so good and always pulls through, resistant to most everything, and now it is the only winter squash we grow," writes grower Julia Asherman. An amazing mix of shapes and sizes – round and oval and cheese-type pumpkins, plus long-necked ones, 5–30 lbs, mostly beige and tan, some green. Bright orange flesh, sweet with good flavor, tender skin. For smaller squash, plant closer together (~1 ft. in row); for larger squash, plant further apart (~2 ft. in row). Stores well. #53622 Pkt (3 g) \$3.75



Magic Cushaw

SEMINOLE, LARGER FRUITED S (C. moschata) 95 days. [Strain selected by NC grower Dan Zippel. Introduced 2014 by SESE.] An interesting strain of Seminole, with fruits up to 8–9 lbs., along with Seminole's usual vigor. Alabama grower Tim Fields measured a vine up to 36 ft. long! #53610 Pkt (3 g, ~31 seeds) \$3.25



Larger-Fruited Seminole



Small Sugar

SMALL SUGAR OG (New England Pie, Sugar Pumpkin) (C. pepo) 100 days. [Pre-1860.] A traditional favorite of home gardeners. Sweet dry flesh is high in solids and low in stringiness. Round orange fruits weigh 6–8 lbs. #53114 Pkt (4 g, ~34 seeds) \$3.00; #53114E (28 g) \$6.50

Sweet Potatoes pg. 84.

ROUGE VIF D'ÉTAMPES OG (Cinderella) (C. maxima) 120 days. [First available in the US in 1883. "Rouge Vif" is French for "deep red."] Beautiful, rich orange pumpkin with deep ribs and a flattened shape. Good for pies. 12–35 lb fruits. #53305 Pkt (5 g, ~18 seeds) \$3.00



Rouge Vif d'Étampes

SEMINOLE OG S (C. moschata) 95 days. [Cultivated in Florida by the Native Americans in the 1500s.] Keeps up to 1 year at room temperature! Small fruits are sweeter than Butternut and have firm, deep-orange flesh. Large vines bear bell-shaped buff-colored fruits averaging 6 in. in diameter. Resistant to vine borers. Excellent downy mildew resistance; a good choice for hot, humid, disease-prone areas. Give it ample water and room to roam. Also good as a summer squash when picked young. #53604 Pkt (3 g, ~28 seeds) \$3.50 Seed grown and stewarded by Living Energy Farm in Louisa, VA.



Thai Kang Kob

BACK! THAI KANG KOB OG S (C. moschata) 110 days. [Thai variety.] High yields of flattened, ribbed 6–8 lb. fruits turning from green to tan in storage. Thin, edible skins make peeling unnecessary. Appealing flavor, stronger than most moschata squash. Excellent Downy Mildew resistance. One of the best in our 2013 moschata trials. #53617 Pkt (3 g, ~29 seeds) \$3.50

WINTER LUXURY PIE OG S (C. pepo) 100 days. [1893, improved and popularized by Gill Brothers Seeds by 1917.] Deep orange and slightly netted with sweet, tender flesh. Fruits are 6½ in. tall, 8 in. wide, average 6½ lbs. In *The Compleat Squash*, author Amy Goldman says, "Winter Luxury Pie makes the smoothest and most velvety pumpkin pie I've ever had." #53152 Pkt (4 g, ~34 seeds) \$3.25; #53152D (14 g) \$6.50



Winter Luxury Pie



Seminole

Tomatoes

Solanum lycopersicum

Culture: Sow seeds 6 weeks before the last frost date for your area. Plant seed ¼ in. deep in shallow flats and maintain soil temperature in the range of 75–85°F for good germination. When the seedlings have produced several leaves, transplant to 3 in. pots to promote root growth. After transplanting, keep seedlings at a lower temperature at night, 50–60°F, to promote earlier flowering in some varieties. Day temperatures should rise to 75–85°F to promote rapid growth. Expose plants to light and air currents to harden the plants and to encourage stockiness. Water sparingly, but do not allow the growth to be checked. Fertilize with complete, soluble fertilizer or fish emulsion if leaves become yellow and/or purple. Keep phosphorous levels high. Too much nitrogen will delay fruiting. For transplanting to the garden, average soil temperature should be 60–65°F. **Spacing:** Staked plants should be spaced 24 in. apart. Caged plants should be spaced 36–48 in. apart in rows 60 in. apart. **Diseases:** Plant disease-resistant varieties for a sustained harvest. Leaf blight diseases such as early blight and alternaria begin to appear about mid-July, and plants are more susceptible once fruit production begins. To reduce disease problems, use resistant or tolerant varieties and rotate tomatoes to different parts of the garden each year, using a 4-year rotation. Mulching and caging/staking plants helps prevent disease. Fusarium wilt (race 1), a disease caused by a soil fungus, is common in the Mid-Atlantic region during mid- to late-season. Fusarium races 1 and 2 are present in southern regions. Where Fusarium wilt is present a 6-year rotation or use of resistant varieties is recommended. Do not plant eggplants, peppers, or potatoes in wilt-infested soil during the rotation period. Avoid planting tomatoes near walnut trees to avoid “walnut wilt.” Early blight and anthracnose are common in the Mid-Atlantic region, and are favored by hot, humid conditions. Late blight is more common in inland regions at higher elevations, especially during the spring and fall. Blossom-end rot is prevented by ensuring an adequate level of soil calcium and steady moisture. **Pests:** Tomatoes planted in healthy soil will generally have few severe pest problems. **Foliage:** Many heirlooms are “potato-leaved” – their leaves look like those of potatoes. Some folks think these larger leaves improve fruit flavor and aide pest control. **Flavor:** Type of fertilizer used has an effect on flavor. Highly flavored tomatoes are sometimes subject to “off flavors” under certain growing conditions. Avoid placing freshly harvested tomatoes in the refrigerator because refrigeration will destroy much of the delicate flavor. Tomatoes are best stored at a temperature above 50°F. **Seed Savers:** Isolate varieties of *L. lycopersicon* by a minimum of 35 ft. for home use and 75–150 ft. for pure seed. Isolate varieties of *L. pimpinellifolium* from all other tomatoes by a minimum of 150 ft. **Maturation:** Days to maturity are the number of days after transplanting. **Packet:** Seed size varies considerably. 0.16 g unless otherwise stated (about 40–83 seeds, depending on variety, average 64 seeds) sows 100 ft. Seeds/oz: 7,000–15,000 seeds/oz (average 11,500) sows 1½–2½ acres of transplants at 24 in. spacing in rows 60 in. apart.

Dwarf Tomatoes

The Dwarf Tomato Project is an international group of tomato enthusiasts devoted to breeding short tomato varieties with great flavor.

DWARF EMERALD GIANT

S 77 days. (Dwarf Indeterminate) [2011, Dwarf Tomato Project.]

Tasty, bright green fruits, 6–16 oz; some fruits have a pink blushing on the bottom when ripe. (If unsure, feel the fruits – ripe ones will be soft!) One of the tastiest and most disease-resistant dwarfs in Craig LeHoullier’s 2015 trials. 2–4 ft. tall plants, rugose foliage. #49256 Pkt \$3.25



Geranium Kiss

GERANIUM KISS OG S 68 days. (Dwarf Indeterminate) [Alan Kapuler] Massive clusters of ½–4 oz. red fruits with pointed blossom ends borne high on stocky 1½–4 ft. plants. A great container variety. Late Blight resistant. #49259 Pkt (0.08 g) \$3.25

ROSELLA PURPLE S

S 65 days. (Dwarf Indeterminate) [Dwarf Tomato Project.] Similar to Cherokee Purple for great flavor and 6–10 oz. deep-purple fruits, but on shorter plants suitable for container gardening. Productive 36 in. plants need some staking to keep upright and to prevent sunscald. Fruits have few seeds. Rugose foliage. #49250 Pkt (0.08 g) \$3.75



Rosella Purple

SUMMER SWEET GOLD

OG S 79 days. (Dwarf Indeterminate) [2015, Dwarf Tomato Project.] When we visited Craig LeHoullier’s dwarf tomato trials in 2015, this was one of our favorites for taste and plant vigor. Medium to large yellow flattened fruits, great flavor. Rugose foliage. #49257 Pkt \$3.25



Culture of Greenhouse Tomatoes: Greenhouse-grown tomatoes require pollination for good fruit set. Vibrate the blossom clusters with an electric toothbrush or tap them with a pencil. Daytime temperature should not exceed 90°F, and night temperatures should drop below 70°F, but not lower than 55°F. Optimum night temperature is 59–68°F. At 40°F some tomato varieties show tissue damage not readily visible. **Greenhouse Pests:** Greenhouse tomato pests such as whiteflies, mealybugs, aphids, and spider mites can be controlled with insecticidal soap up to one day before harvest. Whiteflies, winged-aphids, and leafminers are attracted to and trapped by sticky-yellow traps.

Red Tomatoes




Atkinson

ATKINSON OG S 70 days. (Indeterminate) (fw1,rkn,gl) [Introduced 1966 for hot humid areas by Alabama’s Auburn U.] An excellent producer of 6–10 oz flattened globular red fruit on vigorous plants with heavy foliage. Medium fruits keep well, meaty with good color and flavor. #49212 Pkt \$3.25

BRANDYWINE OTV See OTV Brandywine.

DELICIOUS S 77 days. (cr) (Indeterminate) [Introduced by Burpee after years of selection from Beefsteak.] Large, meaty beefsteak-type tomatoes, most 1–2 lbs; a 7¾ lb fruit held the world’s record for largest tomato for almost 30 years! Relatively free of defects for a large-fruited tomato. Red, meaty flesh with small seed cavities. #49110 Pkt \$3.25



Delicious

DRUZBA OG S (ab, ber, cf, cr) 75 days. (Indeterminate) [Bulgarian heirloom. Introduced 1995 by SESE from seed from Dr. Carolyn Male.] Excellent juicy sweet flavor. 5 oz fruits are borne 2–4 to a cluster. Although the fruit walls are tender, they are resistant to fruit diseases, cracking, and blossom end rot. Produces a large percentage of uniform-ripening, high-quality blemish-free fruit. Well liked at farmers markets. #49157 Pkt \$3.25; #49157A (1.5 g) \$6.75



Druzba

Determinate vs. Indeterminate: Determinate varieties are short-vined plants that may not need staking, though yields will be much better if plants are staked. Indeterminate varieties are long-vined plants that bear fruit continuously. These varieties should be caged or staked. Some varieties are semi-determinate. **Mulching:** Too much mulch on the soil in the spring may delay growth by preventing soil temperature from rising enough to support active root growth. In June, apply a deep mulch around plants to conserve moisture, prevent disease, and increase yield. **Yield:** Too much nitrogen after transplanting will delay flowering. High levels of phosphorus are necessary to produce good yields. Pruning and staking increase early fruiting at the expense of yield. Indeterminate varieties may be pruned if necessary. Pruning of determinate varieties should be kept to a minimum. For largest yields, cages 2½ ft. wide by 5 ft. tall are recommended for indeterminate varieties.

BACK! HAZELFIELD**FARM RED S**

80 days. (Indeterminate)

[A volunteer in a farmer's field performed better than any of the planted tomatoes!]

Medium-height plants produce 8 oz flattened red tomatoes. Highly productive, a favorite at the Lexington, KY, Farmers Market. #49213 Pkt \$3.25



Hazelfield Farm Red



Large Red

LARGE RED OG S 85 days. (Indeterminate) [Original seed from the USDA. Historical notes by Hank and Linda Trent. Prior to the Civil War, one of the most commonly grown and best documented tomato varieties in the country. Listed in the 1843 Shaker seed catalog at New Lebanon, NY, the Large Red tomato is vital for ante-bellum garden recreations and historic farms. Fearing Burr in his 1865 book stated, "From the time of the introduction of the tomato to its general use in this country, the Large Red was almost the only kind cultivated, or even commonly known."] 2 x 4 in. deep-red fruits are heavily ribbed or lobed and flattened in shape – quite distinct from modern tomatoes. Sweet with a bit of tang and some flavor intricacy. Vines provide medium foliage cover. We introduced Large Red for historical reasons, but we were surprised and pleased during our 1996 trials to find that it became a favorite of a local restaurant's chef. #49183 Pkt \$3.50




Homestead 24

HOMESTEAD 24 OG S (asc, cf, cr, fw1) 80 days. (Semi-determinate) [1966.] Developed for hot humid coastal areas, especially Florida. Often grown in the Mid-Atlantic region, where it reliably sets fruit at high temperatures. Red 8 oz slightly flattened globes. #49121 Pkt \$3.25

ILLINI STAR OG S

65 days. (Indeterminate)

[Developed by IL grower Merlyn Niedens.] Produces heavy crops of 6–8 oz fruits on 4–6 ft. plants. Deep red tomatoes have excellent flavor and good disease- and split-resistance. Strongly recommended to market growers and home gardeners alike. #49199 Pkt \$3.25



Illini Star

JOE THIENEMAN AUSTRALIAN HEART S 80 days. (Indeterminate) [Kentucky family heirloom, from seed brought back by a friend returning from WW2 service in Australia.] Moderate production of large, meaty, heart-shaped red tomatoes. 12-oz fruits have few seeds and great taste. Produces until frost. #49226 Pkt \$3.00


MARGLOBE VF OG S

(Marglobe Improved)

(vw, fw1, asc, clm, nhr, st, sun) 70 days.

(Determinate) [A select strain of the old favorite Marglobe originally released by the USDA in 1925.]

Marglobe has been in demand for several generations while many other varieties have come and gone. This selection has been improved for disease-resistance. Red, medium-sized, 5–8 oz. fruits with firm walls and good flavor. Stocky, vigorous plants with excellent disease tolerance. Vines provide good protection from sunscald. #49126 Pkt \$3.25; #49126A (1.5g) \$6.25



Marglobe VF

Extra-Early Red Tomatoes

Glacier

GLACIER OG S 58 days. (Determinate) Unlike other extra-early varieties, produces both an early crop and continues to bear the entire season. Great flavor, especially for an early variety. 1½ in. bright red fruits. We have had yields of ¾ bushel per plant. Very cold-tolerant and may survive a light frost. Potato leaf foliage. #49196 Pkt \$3.25

SOPHIE'S CHOICE OG S

(Determinate) [Heirloom from Edmonton, Canada, sent to SESE from Dr. Male. Introduced 1997.]

Highly productive, flavorful and large-fruited. Ripens ahead of all other extra-early varieties in our trials. Unlike other extra-early varieties, the fruits are flavorful and large, averaging 6–8 oz and weighing up to 12 oz. Large fruits with orange-red exteriors and deep-red interiors on small plants, only 18–24 in. tall. Quality is best in cooler climates – does not handle heat or drought well. #49188 Pkt \$3.25



Sophie's Choice



Mortgage Lifter VFN

MORTGAGE LIFTER VFN OG S

(Red Mortgage Lifter) 83 days. (ab, asc, vw, fw1, rkn) (Indeterminate)

An improved version of Radiator Charlie's Mortgage Lifter (see Pink & Pink-Red Tomatoes) with increased disease-resistance and more uniform fruit, ripening to red rather than pink-red. Large, 10–14 oz. fruits, not as large as the original Mortgage Lifter, but the plants are much more productive. It still deserves the Mortgage Lifter reputation and is one of our most productive tomatoes. 6–7 ft. tall plants bear until frost. #49129 Pkt \$3.50

Key to Tomato Disease Tolerance: Known disease tolerance or resistance is indicated in parentheses after the variety name. V, F, and N at the end of a variety name indicate known resistance to Verticillium wilt, Fusarium wilt, and nematodes, respectively. Many factors affect disease resistance and results may vary from region to region and from season to season. Disease resistant varieties will not be totally disease-free but they will resist or tolerate disease better than other varieties. Note that many heirloom tomatoes have not been extensively tested for disease tolerance either in the laboratory, or in extensive field trials – absence of disease resistance information in the variety description does not imply lack of resistance.

ab	Alternaria (early blight)	cr	Crack resistance	nhr	Nail head rust
asc	Alternaria stem canker	cs	Crease stem	rkn	Root knot nematode
an	Anthraxnose	fw1	Fusarium wilt, race 1	sls	Septoria leaf spot
ber	Blossom end rot	fw2	Fusarium wilt, race 2	st	Stemphylium spot
bw	Bacteria wilt	gw	Gray wall	sun	Sun scald
cf	Cat facing	gls	Gray leaf spot	tmv	Tobacco mosaic virus
clm	Cladosporium leaf mold	lb	Late blight	vw	Verticillium wilt

Favorite disease-resistant varieties: Atkinson, Druzba, Eva Purple Ball, Geranium Kiss, Homestead 24, Marglobe VF, Mason Marvel Ph.D., Matt's Wild Cherry, Mortgage Lifter VFN, Mountaineer Delight, Mountaineer Pride, Neptune, Ozark Pink VF, Roma VF Virginia Select, Tropic VFN, West Virginia 63, Yellow Centiflor

Red Tomatoes continue on the next page.

Red Tomatoes Continued

In 1963, West Virginia U. professor Mannon Gallegly released West Virginia 63 tomato (see lower right), one of the first tomatoes bred for Late Blight resistance. 50 years later, Gallegly and colleague Mahfuz Rahman used WV 63 tomato to breed two new, larger tomatoes, with disease resistance now including Septoria leaf spot!

MOUNTAINEER DELIGHT **OG S**

(West Virginia '17B) (fw, lb, sls, vw) 77 days. (Indeterminate) [WVU 2017. Introduced 2018 by SESE.] Larger red beefsteak, sweeter flavor

than the original West Virginia 63 tomato. Great disease resistance, fruits hold well on the vine. **#49264 Pkt \$3.50**



Mountaineer Delight

MOUNTAINEER PRIDE **OG S**

(West Virginia '17A) (fw, lb, sls, vw) 80 days. (Indeterminate) [WVU 2017. Introduced 2018 by SESE.] Medium red slicers, good flavor, great disease resistance. Firmer skins make this a

good variety for market growers to ship and to bring to market. Fruits hold well on the vine. **#49262 Pkt \$3.50; #49262A (1.5 g) \$7.75**



Mountaineer Pride

NEPTUNE **OG S**

(vw, fw1, fw2, bw, gls) 67 days. (Determinate) [Developed and released to SESE in 1999 by Dr. J. W. Scott at the U. of Florida.] An early- to mid-season fresh market tomato specially bred for heat tolerance and resistance to bacteria wilt which is prevalent in the Southeast and Florida.

Recommended for gardeners and market growers in hot, humid, rainy growing regions where it is difficult to grow tomatoes. 4-oz. red fruits in clusters of 2-4 on short vines. **#49195 Pkt \$3.25; #49195A (1.5 g) \$7.25**



Neptune

OLD VIRGINIA **OG S**

80 days. (Indeterminate) [Heirloom from the Giltner family.] Old-time sweet/tart tomato taste. 4-7 oz., dark red, smooth, round fruits with few seeds. The 5-6 ft. tall plants produce even in long hot summers. Good yields and flavor make this a keeper. **#49215 Pkt \$3.50**



Old Virginia

OTV BRANDYWINE **OG S**

72 days. (Indeterminate) [Named and released by Dr. Carolyn Male and Craig LeHoullier, editors of Off the Vine (OTV), heirloom tomato newsletter. Bred from an accidental cross of Yellow

Brandywine and an unknown red beefsteak.] One of the best Brandywine strains. Smooth, creamy, almost buttery texture, and harmonious sweet flavor. Fruits are a rich red color with an orange undertone. Produces a large percentage of usable attractive tomatoes, relatively free of defects, averaging 12 oz. Excellent potato leaf foliage cover. 6-8 ft. tall plants. The most productive and heat-tolerant Brandywine. A must for every tomato lover. **#49189 Pkt \$3.50; #49189A (1.5 g) \$7.75**




OTV Brandywine

PERON **OG S**

(Peron Sprayless) 70 days. (Indeterminate) [Introduced 1951 by Gleckler's from Argentina. Called "Sprayless" because the vigorous vines needed no treatment.] Tasty red tomatoes on disease-resistant vines. Produces a high percentage of uniform, defect-free


3-4 in. fruits. Flavor is sweet with some intricacy. Reliable, flavorful, and a garden mainstay. **#49184 Pkt \$3.25; #49184A (1.5 g) \$6.75**



Peron

STUPICE **OG S**

62 days. (Indeterminate) [Czech.] Pronounced Stu-PEET-sa. Early bearing, productive, disease-tolerant, and flavorful. It usually produces until frost. Great flavor depth with excellent sweet-tart balance. Juicy 3-4 oz. fruits borne in clusters of 6-8. Fruit ripens to red (with an orange undertone) with some tendency for green shoulders later in the season. A great salad tomato. **#49141 Pkt \$3.25; #49141A (1.5 g) \$6.75**



Stupice

Storage Tomatoes

Though the quality of winter storage varieties doesn't match that of fresh garden tomatoes, flavor and texture is superior to most winter supermarket tomatoes. Best planted 1-2 months after the main tomato crop, timing the harvest for fall. Avoid watering plants in the 2 weeks before frost. Harvest unblemished tomatoes before frost. Dark green fruits won't ripen off the vines. Keep out of direct sunlight, ripen at room temperature or lower. Store so fruits aren't touching, and check for ripeness and rotting weekly. Used apple boxes with their fruit separators are convenient for this. Some folks wrap individual fruits in newspaper. One longtime grower says he prevents rot by regularly turning over the fruits so they ripen more evenly.

ALSTON EVERLASTING See Small & Cherry Tomatoes

GARDEN PEACH See Yellow & Orange Tomatoes.



Super Choice

SUPER CHOICE **OG S**

85 days. (Indeterminate) [KY heirloom from Rev. Hobart Pearson.] Tall (7 ft.) vigorous vines yield 1-1½ lb. classic beefsteaks with wonderful flavor and texture. Perfect for tomato sandwiches. **#49216 Pkt \$3.25**

BACK! TROPIC VFN **OG S**


(fw1, asc, rkn, ab, cfm, gw, st, tmv1, tmv4, sun, cr) 80 days. (Indeterminate) [Developed by U. of Florida.] This exceptionally disease-resistant variety has excellent versatility as a garden, greenhouse, or market tomato. Sweet-flavored fruit averages 8-9 oz, is thick-walled, and tends to sit high on the vine under a protective cover of foliage. Recommended highly for the Mid-Atlantic and hot, humid, disease-prone areas, especially where blight is a problem. **#49145 Pkt \$3.50**



Tropic VFN

BACK! ZARNITSA **OG S**

60 days. (Short indeterminate) [Seeds collected from a region 60 km south of Moscow. Introduced by SESE 1999. Zarnitsa translates as "summer lightning."] An early-bearing, productive, red-fruited variety with fruit averaging 2 x 2½ in. Short vines are suited for staking or ground culture. Well-balanced flavor - sweet, buttery, and smooth. Resists cracking. **#49193 Pkt \$3.25**



Zarnitsa

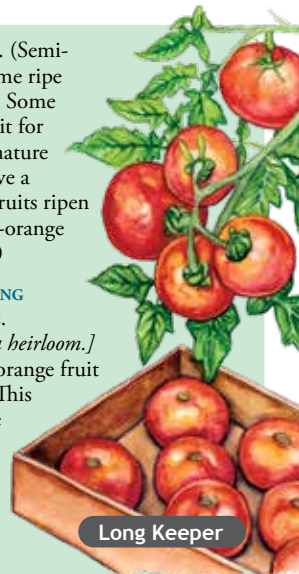
LONG KEEPER **OG S**

78 days. (Semi-determinate) Fruits become ripe 6-12 weeks after harvest. Some customers report storing it for 4-6 months. Fruits are mature for harvest when they have a pale pink blush. 4-7 oz fruits ripen in storage to a satiny, red-orange color. **#49125 Pkt \$3.00**

REVEREND MORROW'S LONG KEEPER **S**

83 days. (Determinate) [Louisiana heirloom.] Lots of 6-10 oz reddish-orange fruit with reddish-pink flesh. This tomato's excellent storage quality earned it a place in our garden. Stake plants for the highest quality fruit. **#49231 Pkt \$3.25**

SAN MARZANO: See Processing & Paste Tomatoes



Long Keeper

Pink & Pink-Red Tomatoes

ARKANSAS TRAVELER **OG S**

89 days. (Indeterminate) [Pre-1900 heirloom grown throughout the South from NW Arkansas to North Carolina.] An old Southern heirloom

esteemed for its ability to produce flavorful tomatoes under conditions of drought and high heat where many other varieties fail. Good disease resistance. Medium-size, pink fruits with wonderful flavor. Keeps well. **#49102 Pkt \$3.25**



Arkansas Traveler

BRANDYWINE (SUDDUTH STRAIN) **OG S** **74**

days. (Indeterminate) [TN heirloom popularized by Ben Quisenberry.] Prized for distinctively flavorful fruit, highly rated in our taste trials. 'Brandywine' has achieved a national reputation as the flavor standard for tomatoes. Dark reddish-pink, 10–12 oz. fruits.

Potato leaf vines are not as disease-resistant as other Brandywine strains, but we were impressed by how well it held up in 2013's cold, wet summer. The flavor of the tomatoes is of gourmet quality. Use for slices, salads, and sandwiches. **#49104 Pkt \$3.50**



Brandywine (Sudduth Strain)

BRIMMER **S** **82**

days. (Indeterminate) [This old Virginia variety won the Grand Prize for size and quality at the Jamestown Exposition held in 1907 at Sewell's Point, VA.] Large,

meaty, pink-purple fruits can reach 2½ lbs. or more when well grown. Often preferred by gardeners wanting large, "low acid" pink tomatoes that have a high sugar content. Thick skin – a useful quality in a canning tomato, and one that offers some protection against fruit worm. **#49105 Pkt \$3.00**



Brimmer

DR. WALTER **S**

75 days. (Indeterminate) [from New Zealand.] One of the best heirlooms for market gardeners. Medium-tall indeterminate produces lots of delicious, low-acid, 8-oz. red globes. **#49223 Pkt \$3.00**



Dr. Walter

GERMAN JOHNSON **OG S**

76 days. (Indeterminate) [Popular heirloom from VA and NC, a favorite at farmers markets.]

One of the four parent lines of "Mortgage Lifter" tomato, very similar in flavor. Pink-red fruits average ¾ to 1½ lbs. with generally smooth tops. Good for slicing or canning. Fruits have few seeds. Plants are very productive and fairly resistant to disease. **#49115 Pkt \$3.50; #49115A (1.5 g) \$7.75**



German Johnson

BACK! GRACE LAHMAN'S PINK (LAHMAN PINK) **S** **80**

days. (Indeterminate) [MO heirloom.] Richly sweet and juicy fruits are favorites at tomato tastings. Round pink 4–6 oz blemish-free fruits are great for slicing fresh or canning whole. Plants bear heavily until frost. **#49210 Pkt \$3.25**



Grace Lahman's Pink

HEGE GERMAN PINK **S** **73**

days. (Indeterminate) [Popular heirloom sold at farmers markets by Welcome, NC, grower Hege, known as L. E.] Large pink beefsteaks with terrific flavor. 12–24 oz. **#49241 Pkt \$3.00**



Hege German Pink

ILLINOIS BEAUTY **S** **80**

days. (Indeterminate) [Selected by grower Merlyn Niedens from an accidental cross.] 6-ft. plants are heavy producers of 4–6-oz. blemish-free fruit. Even in the hot, dry summer of 2007 the plants continued to set good quantities of tasty fruit. A tomato tasting favorite. **#49214 Pkt \$3.00**



Illinois Beauty

BACK! KENTUCKY PINK STAMPER **S**

90 days. (Indeterminate) [Family heirloom of James A. Stamper of Dwarf, KY. Seedstock via Gary Millwood and Maria Stenger.] Nice yields of 10–18 oz. pink beefsteak with very good flavor and few seeds. Potato leaf foliage. **#49242 Pkt \$3.25**



Kentucky Pink Stamper

MASON MARVEL, PH.D

OG S **81 days.** (Indeterminate) [Introduced 2020 by SESE.] Large pink beefsteak with great flavor and few seeds. In the 1950s, Dr. Mason Marvel was at West Virginia University, working as part of the breeding project that led to "West Virginia 63" tomato. WV heirlooms were collected, crossed with each other, then planted at a minimum security prison in an area known to have severe Late Blight. One of the results was this tomato! It was larger and more tender than the program was aiming for, so Dr. Marvel proceeded to select it on his own over the next 55 years. Dr. Marvel wrote in 2011, "I have grown it in Florida, Alabama, Vietnam, Ethiopia, Indonesia, and El Salvador, and it has done well everywhere I have grown it." **#49265 Pkt (0.08 g) \$3.75**



Mason Marvel

Our Flagship Tomato



Radiator Charlie's Mortgage Lifter

MORTGAGE LIFTER, RADIATOR CHARLIE'S **OG S** **79**



days. (Indeterminate) [Developed by M.C. Byles in the 1930s and released to SESE in 1985.] A legendary tomato always in demand in the Mid-Atlantic states. The following history is based on portions of our 1985 taped interview with M.C. Byles who developed this tomato in the early 1930s while in Logan, WV. Mr. Byles is affectionately known as "Radiator Charlie." He earned that nickname from the radiator-repair business he opened at the foot of a steep hill on which trucks would often overheat. Radiator Charlie had no formal education or plant-breeding experience, yet he created this legendary tomato by cross-breeding four of the largest-fruited tomatoes he could find: German Johnson, Beefsteak, an Italian variety, and an English variety. One of the four varieties was planted in the middle of a circle. Then, using a baby's ear syringe, he cross-pollinated the center plant with pollen from the circle of tomatoes. Next year he selected the best seedlings: he planted the best seedling in the center and the rest in a circle around it. The pollination and selection process was repeated six more years until he had a stable variety. After Charlie developed and named this large tasty tomato he sold plants for \$1 each (in the 1940s) and paid off the \$6000 mortgage on his house in 6 years. Each spring, gardeners drove as far as 200 miles to buy Charlie's seedling tomatoes. Fruits of Mortgage Lifter can average 2½ lbs and may reach 4 lbs when grown well. Plants are very productive and disease-resistant, and continue to bear until frost. These large, slightly flattened, pink-red tomatoes are meaty and flavorful with few seeds. **#49128 Pkt (0.08 g) \$4.25**

Pink & Pink-Red Tomatoes Continued

MORTGAGE LIFTER VFN – See Red Tomatoes.




Omar's Lebanese

OMAR'S LEBANESE   80 days. (Indeterminate) [Heirloom from farmers in a Lebanese hill town. The best of Dr. Carolyn Male's extensive 1995 heirloom tomato trials.] Huge pink beefsteak tomato: fruits typically weigh 16–24 oz., or even larger when well grown. A good choice for a gardener's boast or county fair entry. Has a multidimensional sweet flavor that seems to be expressed best in northern areas. In southern areas the quality is more variable. Good foliage disease resistance. #49190 Pkt \$3.00; #49190A (1.5 g) \$6.25

OXHEART OG S  88 days.

(Indeterminate) [The oxheart shape is the result of a mutation, about 1925. Somewhat similar to meaty ponderosa types, except for the distinctive shape.] Heavy yielding vines produce extra large, pink tomatoes weighing 1–2 lbs. Firm, meaty flesh with few seeds and mild flavor. #49116 Pkt \$3.25



Oxheart

OZARK PINK VF OG S 



(fw1, vw, ber, cr) 65 days. (Indeterminate) [Introduced 1991 by SESE. Developed by the U. of Arkansas.] Adapted for growing on stakes for vine-ripe harvest in home gardens and for farmer's markets. 5 ft. plants bear 7 oz flattened-globe fruits with few defects, and uniform-ripening shoulders. Developed from a complex pedigree involving 'Bradley', 'Arkansas Traveler 76', 'Heinz 1439', and 'Campbell 1327', the pink fruits have excellent eating quality and good shelf life. Unlike many other varieties, flavor is not greatly affected by early harvest in the post-breaker (pale pink) stage. Very productive all season. Recommended for hot, humid, disease-prone areas. #49132 Pkt \$3.50



Ozark Pink VF



Tappy's Finest



TAPPY'S FINEST   77 days. (Indeterminate) [WV family heirloom from before 1948, originally from Italy. Introduced by SESE 1983, named for "Tappy" who selected for regular shape, small cores, few seeds, and fine flavor. The first heirloom tomato SESE introduced.] Performs best where summers are moderate to cool. Large, pink-red fruits average 14–16 ozs, sometimes up to 2 lbs, and are very meaty. Slightly irregular fruits are somewhat flattened with prominent shoulder indentations. Excellent tomato for processing or for use in salads or sandwiches. Also makes delicious tomato juice. Like all sweet, good-flavored tomatoes, it's not a heavy producer, but has won several flavor trials. #49142 Pkt \$3.00



Vinson Watts

VINSON WATTS OG S 


85 days. (Indeterminate) [Heirloom originating in Lee County, VA, but perfected by 50 years of selection for flavor, texture and disease resistance by Vinson Watts of Morehead, KY.] The large flattened pink fruit has won many taste tests and is considered by many to be the best tomato they ever tasted – a smooth-textured, finely balanced combination of sweet and acid. #49218 Pkt \$3.25; #49218A (1.5 g) \$7.25

BACK! WINS ALL S   80 days. (Indeterminate) [Introduced in 1924 as 'Number 400' by Peter Henderson and Co. Renamed

'Wins All' in 1925 after a naming contest.] Large, pink, slightly flattened fruits of 1 lb or more with few seeds. Great flavor makes it worth growing despite its lower yields. One of the most frequently requested varieties in the seed swap section of a national gardening magazine. #49151 Pkt \$3.25

Purple & Black Tomatoes

BLACK BRANDYWINE

 85 days. (Indeterminate) [1920s PA heirloom. Cross between Brandywine and Fejee Improved tomato. William Woys Weaver's grandfather obtained seed from the breeder, Dr. Harold E. Martin.] Large dusky rose/purple fruit with rich, sweet flavor and good yields. #49233 Pkt \$3.50



Black Brandywine

BLACK CHERRY – See Small & Cherry Tomatoes
BLACK PLUM – See Processing/Paste Tomatoes.





Black Prince

BLACK PRINCE OG S  69 days. (Indeterminate)

[A garden jewel from Irkutsk, Siberia.] Deep reddish-brown fruits, grading to dark brown or black on the shoulders. Interior color varies from dark red to a translucent chestnut brown. 7 oz fruits with juicy, tender texture and appealing fruity flavor. #49180 Pkt \$3.25





Cherokee Purple

CHEROKEE PURPLE OG S   85 days. (Indeterminate) [Pre-1890 TN heirloom, reportedly of Cherokee Indian origin. Introduced 1993 by SESE. Seed courtesy Craig LeHoullier.] Large, smooth fruits (10–12 oz) with slightly ridged shoulders. Ripens to a unique dark, dusky pink/purple. Sometimes called a black tomato, the color carries through to the flesh, especially at the stem end. Good resistance to Septoria leaf spot. A shorter indeterminate, plants average 5 ft. tall. 'Cherokee Purple' has spread widely since its introduction, with variations developing over time, but our strain is still the original, shorter shape. #49106 Pkt \$3.50; #49106A (1.5 g) \$8.25



Cherokee Purple

EVA PURPLE BALL **OG S**   (ab, lb, ber, cr, cf) 78 days. (Indeterminate) [Late 1800s heirloom from the Black Forest region of Germany from Joe Bratka's grandfather. Seed courtesy of Carolyn Male and Craig LeHoullier. Introduced 1994 by SESE.] Outstanding performer in hot, humid areas. Excellent resistance to diseases, including some resistance to late blight. One of the most blemish-free tomatoes we have grown, with a soft tender texture. Easy-to-peel, smooth, round, attractive pink-purple fruits weigh 5–7 oz. Fruits are easy to harvest, some dropping from the vine at peak ripeness. A wonderful all-purpose tomato with excellent flavor. #49112 Pkt \$3.50; #49112A (1.5 g) \$7.75



Eva Purple Ball







Japanese Black Trifele

JAPANESE BLACK TRIFELE   75 days. (Indeterminate) [Russian heirloom.] Unusual pear-shaped 4–6 oz fruits, deep burgundy colored with green shoulders and a rich, complex flavor. Very productive, bearing early through late in the season. Crack-resistant fruits. Potato-leaf foliage. #49247 Pkt \$3.00





Paul Robeson

PAUL ROBESON **OG S**   74 days. (Indeterminate) [Russian heirloom. Original seed sent to SESE by Marina Danilenko, a Moscow seedswoman. Named after Paul Robeson, performer of "Old Man River" and operatic vocal artist who was an advocate of equal rights for Blacks. His artistry was appreciated world-wide, especially in the Soviet Union, and hence this tomato bearing his name.] Like other so-called black tomatoes the fruit is more of a dusky dark red with dusky dark green shoulders. 6-oz. fruits, 2 x 4–5 in., borne two to a cluster. Excellent flavor. #49161 Pkt \$3.25

BARNES MOUNTAIN ORANGE **OG S**   90 days. (Indeterminate) [KY heirloom.] Large orange fruits, up to 16 oz. Disease-resistant 6–8 ft. tall plants bear until frost. Outstanding flavor, perfect for BLTs. #49220 Pkt \$3.25



Barnes Mountain Orange

GARDEN PEACH TOMATO **OG S**   73 Days. (Indeterminate) This tomato truly resembles a peach. 2–3 oz fruits have a peach-like fuzz and are yellow, often with a hint of pink blush when fully ripe.





Garden Peach

Outstanding flavor. A good storage tomato if picked light green right before frost. Highly split-resistant. Vigorous vines bear until frost. #49201 Pkt \$3.25; #49201A (1.5 g) \$7.25

BACK! HUGH'S **S**   89 days. (Indeterminate) [1940. Madison County, IN heirloom.] Hugh's has gained a local reputation for its meaty fruit and sweet delicious flavor. Rated as one of the better-flavored in a 1988 trial of 250 tomatoes. Though late-maturing, it is a heavy producer with some disease-resistance. This pale yellow beefsteak rivals the flavor of the best heirloom reds. #49122 Pkt \$3.25





Hugh's

KELLOGG'S BREAKFAST **OG S**   80 days. (Indeterminate) [WV Family heirloom selected and named by Darrell Kellogg of Redford, MI.] 1–2 lb orange beefsteaks are delicious, perfect for a tomato sandwich. #49268 Pkt \$3.50





Kellogg's Breakfast

PERSIMMON **OG S**   88 days. (Indeterminate) [1981.] Beautiful persimmon-colored, rose-orange fruits. 12–16 oz fruits, though early ones can weigh up to 2 lbs. Vigorous vines, well branched, Late Blight tolerant. One of our personal favorites for color and rewarding flavor. #49133 Pkt \$3.25



Persimmon

Yellow & Orange Tomatoes

T. C. JONES **S**   80 days. (Indeterminate) [Cumberland County, KY, family heirloom, named by Harry Jones for his grandfather; original seed via Gary Millwood.] 8–12 oz yellow fruit with a blushing stripe on the blossom end and great flavor. Flattened fruit; shape and color similar to Yellow Mortgage Lifter, but much more productive. #49232 Pkt \$3.00





T. C. Jones

YELLOW BELL – See Processing/Paste Tomatoes.



Yellow Brandywine

YELLOW BRANDYWINE **OG S**   76 days. (Indeterminate) [IN heirloom.] Same great flavor as pink-fruited Brandywine. Large, slightly ribbed beefsteaks are sweet and tangy – our grower prefers it to pink Brandywine! Fruits keep well. Large potato-leaf foliage provides medium fruit cover. #49186 Pkt \$3.25; #49186A (1.5 g) \$7.25



BACK! YELLOW MORTGAGE LIFTER **S** 80 days. (Indeterminate) Large deep yellow beefsteaks weigh a pound or more. Not as productive as the pink variety, but the creamy texture and complex flavor make it a must-try. Potato-leaf foliage. #49207 Pkt \$3.25



Yellow Mortgage Lifter




Yellow Oxheart

BACK! YELLOW OXHEART **S**   79 days. (Indeterminate) [Possibly first available commercially in 1929 by Livingston Seed Co. though it dates from ~1915 as a family heirloom from Willis, VA. Reintroduced 1989 by SESE.] Sweet fruits have a small core and a distinctive, rich, full, and exceptionally well-balanced flavor. Plants not very vigorous, but otherwise a superb tomato. Thin, lacy foliage. Fruits are bright yellow, meaty, oxheart-shaped and weigh close to a pound. A favorite at our 2008 festival. #49153 Pkt \$3.25

Bicolored Tomatoes


BIG RAINBOW Unavailable for 2023.

CHEROKEE GREEN  75 days. (Indeterminate) [Selected from Cherokee Purple tomato by NC grower Craig LeHoullier.] This is one of the best tasting green tomatoes anywhere. 8–12 oz. fruits with green flesh and green-yellow skin with amber to red color on the blossom end. #49249 Pkt \$3.00




Cherokee Green


GREEN GRAPE See Small-Fruited Tomatoes, p. 55.

GREEN ZEBRA  (Indeterminate) 78 days. [Developed 1985 by Tom Wagner.] An unusual and exquisite tomato chosen by Alice Waters for the famous California restaurant Chez Panisse. 3–5 oz fruits ripen to yellow-gold with alternating dark-green zebra-like stripes. Emerald flesh with good flavor. Colorful sliced or in salads. Well branched vines provide good foliage cover and have some resistance to septoria leaf spot. #49119 Pkt \$3.25



Green Zebra


LITTLE LUCKY  (Indeterminate) Small bicolor with round fruits, generally 4–6 oz. Breeder Craig LeHoullier attributes the great flavor of this tomato to its Brandywine parentage. He says he was lucky to save the seed from a Brandywine tomato that a bee had crossed with another variety. This is the smaller-fruited and therefore more unique of the two varieties that came of that cross. #49270 Pkt \$3.25

STRIPED ROMAN  80 days. (Indeterminate) [Developed by Seed Savers Exchange member John Swenson.] Highly popular variety – orange and red stripes run the length of this long, pointy-ended Roma type. 7–9 oz fruits, thick flesh, great flavor. #49211 Pkt \$3.25



Striped Roman

TROPICAL SUNSET see Cherry tomatoes p.56

VIRGINIA SWEETS  80 days. (Indeterminate) Sweet, delicious fruits average one pound. Beautiful yellow with red striping. #49273 Pkt \$3.50



Virginia Sweets

Processing & Paste Tomatoes


Canning varieties have firm, round fruits that are usually canned whole. Drying varieties are small, low-moisture tomatoes well suited to quick drying. Paste tomatoes have thick, dry flesh with few seeds. Sauce tomatoes are more flavorful and have more seeds than paste tomatoes, and because they are juicier they need to be cooked longer to make thick sauce. Drying and paste tomatoes are more susceptible to blossom end rot due to their low moisture content, so during dry spells provide adequate irrigation and calcium.

AMISH PASTE  (Indeterminate) One of the largest sauce tomatoes we offer, produces a sauce with a superior flavor.

Coreless, top-shaped fruits often weigh as much as 12 oz. Tall plants, heavy yields. Despite the name 'Amish Paste,' the juicy fruits are best suited to making sauce. #49197 Pkt \$3.50



Amish Paste


BISIGNANO #2  80 days. (Indeterminate) [Italian heirloom.] Sweet, meaty tomato. Medium fruits, low seeds. Uniquely, fruit shapes vary even on the same plant. Fantastic flavor makes a great sauce. #49206 Pkt \$3.50




Bisignano #2



Black Plum

BLACK PLUM  70–80 days. (Indeterminate) [Russian heirloom.] Prolific producer of 1 oz elongated deep mahogany-brown fruit. Color develops best in hot dry weather. Rich, complex, full-bodied flavor. Perfect for sauce, drying, or eating out of hand. #49205 Pkt \$3.25; #49205A (1.5 g) \$6.75

HEINZ 1350 VF  (vw, fw1, asc, cr) 75 days. (Determinate) [1963. Developed by the H. J. Heinz Co.] Round 4–6 oz fruits are uniform-ripening, and have good crack resistance. A productive garden variety with concentrated fruit set, and an excellent processing tomato for canning or cooking. Widely adapted, good for salad use too. #49120 Pkt \$3.50



Heinz 1350 VF

HUNGARIAN ITALIAN PASTE  79 days. (Determinate)

Highly productive pear-shaped paste tomato with good disease resistance and good holding quality. 3–4 oz. fruits borne in clusters of 4. Makes excellent flavored sauce. #49123 Pkt \$3.25




Hungarian Italian Paste


ILLINI GOLD  75 days. (Indeterminate) [A chance cross of Dad's Sunset and Bigsiano #2, selected by Merlyn and Mary Ann Niedens.] 4–6 oz bright yellow/orange paste-type tomatoes. Attractive in salads, or makes a rich, sweet golden sauce. #49225 Pkt \$3.25



Illini Gold

LONG TOM  85–90 days (Indeterminate) [Family heirloom, sent to Ben Quisenberry by a friend living in PA.] Long, 2 x 5 in. meaty fruits have few seeds. Their sweet flavor and firm texture serves equally well in salads or sauce. Very good yields. #49204 Pkt \$3.00


MR. FUMAROLE **S** (ber) 68 days. (Indeterminate) Dark pink, slightly oblong fruits, 3–6 in. with pointed tips. Complex tangy flavor that's well suited to eating raw or cooked. This one made the cut because 2-year-old Marsden and his grandpa, after tasting a Mr. Fumarole tomato, each tried to get more Mr. Fumarole for themselves by encouraging the other to take a different tomato instead! #49271 Pkt (0.08 g) \$3.50





Mr. Fumarole



Principe Borghese

PRINCIPE BORGHESE  78 days. (Determinate) Italian heirloom bred for sun-drying, this low-moisture variety maintains more flavor when dried than do other varieties. Slightly oval, 1 oz fruits. Prized in Italian cooking when reconstituted in olive oil, they can also be crushed into small flakes to quickly thicken a thin sauce while adding a rich tomato flavor. #49200 Pkt \$3.25

ROMA VF  (vw, fw1, asc) 75 days. (Determinate) Very popular, pear-shaped paste tomato. Widely adapted. Fruit ripens uniformly. Highly productive, good resistance to disease and fruitworm. #49138 Pkt \$3.00



Roma VF,
Virginia Select

ROMA VF, VIRGINIA SELECT **S** 75 days. (Determinate) [Introduced 2009 by SESE.] Neighboring farmer and Growing for Market writer Pam Dawling has been saving this locally adapted strain since 2001, selecting for high, early yields and tolerance to Septoria Leaf Spot. 4–5 oz fruits. #49235 Pkt \$3.25; #49235A (1.5 g) \$7.25



San Marzano

SAN MARZANO **OG S** 80 days. (Indeterminate) [Italian heirloom, famous for its use in Neapolitan pizza and other Italian dishes.] Long Roma-type tomatoes, 3–4 oz fruits with pointed ends. Thick, dry, low acid flesh contains few seeds. Very productive 6 ft. tall plants have good disease resistance. Excellent canning variety. #49248 Pkt \$3.50

STRIPED ROMAN – See Bicolored Tomatoes.

SUPER ITALIAN PASTE **OG S** 75 days. (Indeterminate) Meaty, roma-shaped, orange-red, 6–8 oz. fruits. Vigorous, high-yielding plants. These impressively withstood both flooding and drought in 2015. #49254 Pkt \$3.25

YELLOW BELL **OG S** 60 days. (Indeterminate) [Introduced 1986 by SESE. Family heirloom from TN.] Great yellow sauce tomato for salads or for making lovely tomato paste, juice, preserves, salsa, and yellow catsup! Heavy-yielding plants produce 5–12 fruits per cluster. Roma-shaped fruits average 3 × 1½ in. Survives cool wet conditions better than other sauce tomatoes, bearing heavily until frost. Ripens from green to creamy yellow to yellow. Outstanding flavor, both sweet and rich. #49152 Pkt \$3.25



Yellow Bell



Alston Everlasting

ALSTON EVERLASTING **OG S** 65 days. [From Alston Seed Growers in NC, via Susan Clausen of Alpine, TX, and SSE.] Vigorous plants with high yield of smooth, blemish-free 1 oz red fruits – a “two-bite” cherry. Holds well on and off the plant; often still good three weeks after harvest! #49266 Pkt \$3.50

AMY’S APRICOT MIX **OG S** 75 days. (Indeterminate) [Family heirloom given to Dustin Swanland by his Italian aunt. Introduced 2012 by SESE.] Delicious fruit (always a hit at our tomato tastings)! Vigorous and productive plants! But... a challenging variety for us to offer.

Plants vary a lot, even after years of vigorous selection by us. It tends strongly toward the intensely fruity, sweet, luscious orange spheres we originally described. Many plants bear red fruits, and a wide range of orange types is present as well, in clusters of 2–12 and sizes of ½ - 1½ in. We’re unsure just how diverse this variety was before we received it, and why it keeps frustrating our selection efforts. But it’s so delicious we carry it anyway! #49236 Pkt (0.08 g) \$3.25

AMY’S SUGAR GEM Unavailable for 2023.



Amy’s Apricot Mix



Black Cherry

BLACK CHERRY **OG** 63 days. (Indeterminate) Cherry tomatoes similar to Cherokee Purple in color and rich, full bodied flavor. 1 in. fruits, dusky purple with black highlights. Vigorous plants. A big favorite at our 2015 tomato tastings! #49252 Pkt (0.08 g) \$3.50

Small & Cherry Tomatoes



Coyote

COYOTE **OG S** 55 days. (Indeterminate) [Grows wild in Veracruz, Mexico.] ½-in. pale yellow fruits on vigorous plants. Very sweet with unusual flavor overtones, including notes of vanilla. A favorite in our 2015 tomato tastings. #49253 Pkt (0.08 g) \$3.50

DR. CAROLYN **S** 63 days. (Indeterminate) [Selected from a sport of Galinas. Named by Steve Draper in honor of Dr. Carolyn Male who first saved the seed.]

The most flavorful yellow cherry tomato we’ve grown. Excellent balance of sugar, tartness and depth of flavor. Pale yellow, round, 1¼ in. fruits typically borne 6 to a cluster. Large, vigorous vines provide excellent cover. #49182 Pkt (0.08 g) \$3.00



Dr. Carolyn



Everglades

EVERGLADES **OG S** 56 days. (Indeterminate) [Seedstock from Melissa DeSa of Florida.] Vigorous, disease-resistant plants bear til frost. Sweet, dark pink, ½ in. fruits. Similar to Matt’s Wild Cherry, but pinker, with some differences in flavor. #49267 Pkt (0.08 g) \$3.50



Lollipop

LOLLIPOP **OG S** 79 days. (Indeterminate) Creamy yellow fruits hang on the plants like lollipops. Sweet, lemon-like flavor. 6–10 fruits per cluster, 1¼ in. fruit. Highly productive in hot weather. Good resistance to foliage diseases. Suitable for ground culture if desired. Widely adapted, excellent garden variety, well received at farmer’s markets. #49172 Pkt (0.08 g) \$3.25

Small & Cherry
Tomatoes continue
on the next page.

Small & Cherry Tomatoes Continued



Matt's Wild Cherry

MATT'S WILD CHERRY **OG S** ☀️ 55 days. (Indeterminate) [From seed collected in the wild near Hidalgo in eastern Mexico.] Plants bear loads of intensely sweet, tart, and flavorful ½ in. deep red cherry tomatoes. Plants are vigorous, disease-resistant, and sprawling. Self-sows readily. Harvest whole trusses to minimize splitting. Always a favorite at our tomato tastings. #49804 Pkt (0.08 g, ~39 seeds) \$3.25



Pink Bumble Bee

NEW! PINK BUMBLE BEE **OG** ☀️ 77 days. (Indeterminate) Sibling to favorite Purple Bumble Bee – pink-red fruits with yellow and orange stripes, and that nice balance of tangy and sweet. 1½ in. cherries have good splitting resistance, plants have great vigor. #49274 Pkt (0.08 g) \$3.75



Purple Bumble Bee

PURPLE BUMBLE BEE **OG** ☀️ 77 days. (Indeterminate) Striking 1½ in. cherries, dusky purple with vivid lime-green streaks. Nice balance of sweetness and flavor. Tall, vigorous plants bear til frost. Widely adapted, good splitting resistance. #49263 Pkt (0.08 g) \$3.75

RED CHERRY **OG S** ☀️ 72 days. (Indeterminate) [Pre-1840. This is the small Red Cherry, not the Large Red Cherry commonly used as a salad tomato.] Bright red 1 in. fruits, sweet, tangy and juicy. Grows so vigorously that it tends to outgrow some diseases. Resistant to fruitworm and high temperatures. #49136 Pkt (0.08 g) \$3.25



Red Cherry



Red Pisa Date

RED PISA DATE **OG S** ☀️ 63 days. (Indeterminate) [Given to Dustin Swanland by his Italian aunt. Introduced 2013 by SESE.] Small, firm, date-shaped, 1 in. long red fruits, sweet and productive. 7–9 ft. plants. This may be the type of tomato Jefferson served at Monticello as a dessert, the sliced fruits dusted with powdered sugar. #49243 Pkt (0.08 g) \$3.25



Tropical Sunset

TROPICAL SUNSET **OG S** 60 days. (Indeterminate) [2019] Ping-pong ball-sizes. fruits ripen from green, to yellow with pink striping, to pink with golden striping. Bicolor interiors, too! Delicious, fruity flavor with medium acidity. Good shelf life. Bred in multiple locations including NC. #49272 Pkt (0.08 g) \$3.50



Yellow Centiflor

YELLOW CENTIFLOR **OG S** ☀️ 69 days. (Semi-determinate) [Alan Kapuler, from a cross of Sungold and Red Centiflor.] Large clusters of golden yellow fruits with pointed tips. Short but highly variable plants range from 1 to 5 ft. tall; shortest plants have lower yield. Good disease resistance results in extended harvests. One of the most distinctive tomatoes we have grown. #49260 Pkt (0.08 g) \$3.25

Currant Tomatoes

Solanum pimpinellifolium

Currant tomatoes are essentially wild tomatoes, little changed by domestication. Vines are long and indeterminate with an open growth habit and generally good disease resistance.

Fruits are the size of a berry, ½–¾ in. in diameter. Flavor is intense, sweet and piquant. They are especially suited as salad accents and for the specialty restaurant trade. Seeds are small. **Packet:** 0.05–0.09 g depending on variety.



Sugar Cherry

RED CURRANT **OG** ☀️ 64 days. (Indeterminate) [Wild South American tomato.] Intensely flavored, berry-sized, ½ in. red fruits in clusters of 16–20. #49803 Pkt (0.05 g) \$3.25

SUGAR CHERRY **OG S** ☀️ 76 days. (Indeterminate) [Introduced by SESE 1994.] Large currant-type ½-in. orange-red fruits borne in clusters of 12. Berry-sized fruits are larger than true currant tomatoes and are intensely flavored and sweet. #49801 Pkt (0.09 g) \$3.25

Wonderberry

Solanum burbankii

Culture: An interesting tomato relative. Grow like tomatoes, but Wonderberry is more finicky to germinate – tiny seeds need to keep moist for 2–3 weeks longer than tomatoes. Self sows readily. Start seeds indoors 6–8 weeks before transplanting outside after last frost. Space 30 in. apart. Use row cover to protect young plants from flea beetles.




Wonderberry

WONDERBERRY **S** (Sunberry) [Developed by plant genius Luther Burbank.] 3 ft. plants yield dozens of clusters of dark, ¼ in. berries; each cluster holds 8–12 fruits. Green fruits are likely toxic and should not be consumed. Unique, huckleberry-like flavor makes for intriguing dessert fillings, jellies, syrups, etc. #47001 Pkt (0.09 g) \$3.00

Garden Huckleberry

Solanum melanocerasum

GARDEN HUCKLEBERRY **OG S** ☀️ 100 days. A great fruit for jam, pies, and syrup. Heavy yields of easy-to-pick berries. Dull black at full maturity. Keeps very well on and off the plant. Green fruits are likely toxic and should not be consumed. Not sweet on its own, and should be cooked prior to eating. Grow like ground cherries or Wonderberry. Cover young plants with row cover to protect against flea beetles. 2–3 ft. tall. #47201 Pkt (0.09 g, ~100 seeds) \$3.25



Garden Huckleberry

Husk Tomatoes

Classification and Historical Notes:

Husk tomatoes have light brown, papery husks (calyxes) that enlarge and cover the maturing fruits. The 2 most common cultivated species are ground cherry (*Physalis grisea*) and tomatillo (*Physalis philadelphica*).

Both have been cultivated in Central and South America for centuries, before even tomatoes. Ground cherries are so named because the cherry-sized fruits are borne near the ground. The leaves of ground cherries are hairy or fuzzy and the plants grow 1–2 ft. tall with lateral spreading growth. Tomatillos are larger-fruited, typically 1–3 in. diameter, and the plants grow 2–5 ft. tall with smooth leaves. Some varieties may grow 8 ft. or more with a ground-hugging growth habit. The Spanish name tomatillo is derived from the Indian name “tomatl.”

Culture: Culture of husk tomatoes is similar to tomatoes. (See Tomato section.) Ground cherries need no support, but tomatillos are best caged or trellised.

Tomatillos need at least 2 plants for pollination to occur. Spacing: Space tomatillos similar to tomatoes (see Tomato section). Ground cherries should be spaced 2–3 ft. apart. **Pests:** In areas where husk

worms are a problem, plant early-maturing varieties crops as early as possible in the spring. (Self-sown plants from the previous year’s crop often get a head start on even the earliest plantings.) **Harvest:** Husk tomatoes usually do not ripen fully until after falling from the plant. Larger tomatillos need to get pulled from the plants. Ground cherries ripen from green to yellow-gold. Most tomatillos ripen from green to yellow-green to pale yellow. **Fruit Set:** Tomatillos

need at least 2 plants for pollination or else they won’t set fruits. Most cultivars of ground cherry set fruit in all areas of the U.S. Tomatillos are more sensitive to heat and day length: some cultivars may not set fruit until late summer, or may not set fruit in northern states. **Preparation and Uses:** Ground cherries are eaten fresh, or are used in desserts, sauces, preserves, fruit toppings, pies and salads. Tomatillos are usually cooked to bring out full flavor: Simmer for 5–10 minutes in a pot of water, then use in chili rellenos, salsa verde, guacamole, or other sauces or dips.

Seed Savers: Husk tomatoes self-sow easily. Isolate varieties by 300 ft. for pure seed. **Maturation:** Days to maturity are the number of days after transplanting. **Packet:** 0.06–0.09 g. (90–140 seeds).



Cisneros Grande

CISNEROS GRANDE OG S 85 days. Large fruits (up to 2½ in.) make for easy harvest and processing. Highly productive. Most fruits ripen to yellow, while some stay green throughout. Fruits range from the size of a small lime to a summer apple, though most plants produce the larger fruits. For a tarter salsa, use the bright green fruits while the husk is still green; for a sweet and fruity flavor, wait until the husk dries. 4–6 ft. plants. #48104 Pkt (0.09 g) \$3.25; #48104A (1.5 g) \$7.25

DE MILPA OG S 70–80 days. Vigorous variety with ¾ in. fruits, mostly purple, some green. Stronger, sharper flavor than most tomatillos, the preferred variety for some Mexican dishes. #48101 Pkt (0.09 g) \$3.25



De Milpa

DR. WYCHE’S YELLOW OG S 65 days. [From the collection of Dr. John Wyche of Hugo, OK, one of SSE’s earliest members.] Our earliest tomatillo and one of our sweetest. Heavy yields of 1½ in. cheerful yellow fruits. (Plus an occasional cheerful purple fruit.) #48106 Pkt (0.09 g) \$3.25



Dr. Wyche’s Yellow

EVERONA LARGE GREEN OG S 80 days. [Seed collected by Barbara Rosholdt from tomatillos planted by Mexican workers at the Everona sheep dairy near Unionville, VA. Introduced 2008 by SESE.] Finally a tomatillo that not only has nice large fruits (up to 2½ in. diameter), but can handle a Virginia summer and pests and still produce prolifically! Plants thrive even in heavy clay soil and drought. Green fruits, a few with purple blushing. #48103 Pkt (0.09 g) \$3.25; #48103A (1.5 g) \$7.25

Ground Cherries *Physalis grisea*



Cossack Pineapple

COSSACK PINEAPPLE OG S 60 days. ¾–¾ in. fruits with delicious flavor reminiscent of pineapple. Bite-sized fruits are so tasty they may never make it into the kitchen, especially if you have children. Excellent for preserves, hot dessert toppings, salads or mock

pineapple yogurt. Plants are short (12–18 in.) but with bushy spreading lateral branches to keep down weeds. Fruits ripen to a pineapple yellow. #47101 Pkt (0.06 g) \$3.50



Mary’s Niagara

NEW! MARY’S NIAGARA OG S 67 days. [Niagara-on-the-Lake, Ontario] Sprawling plants tend to hug the ground, and can surpass 6 ft. wide in good conditions. Flavorful fruits, up to ¾ in. Named for the woman who stewarded this variety for more years than she could remember. #47103 Pkt (0.06 g) \$3.50

Tomatillos *Physalis philadelphica*



Everona Large Green



Purple

PURPLE OG 80 days. 1 × 1½ in. fruits ripen to dark purple. Sweeter than green varieties. 4–6 ft. plants. #48105 Pkt (0.09 g) \$3.25

TOMATE VERDE OG S 75 days. 1½ in. fruits ripen to pale yellow green. Tall, 4–6 ft. plants. Husks are easy to remove and fruits are excellent quality. #48102 Pkt (0.09 g) \$3.25



Tomate Verde

Rutabagas (Swedes)

Brassica napus var. *napobrassica*

Culture: Similar to turnips, but plant for fall harvest. Plant 8–10 weeks before first fall frost, seeding 1 in. apart in rows 12–16 in. apart, thinning to 8 in. apart. Thin within a month – crowded seedlings won’t bulb properly. **Harvest:** Harvest when roots are 3–6 in. across. Harvest before temperatures drop below 20°F. **Cooking:** Mash rutabagas and potatoes together for a hearty dish. **Packet:** 2 g (about 900 seeds) sows 46 ft.

AMERICAN PURPLE TOP YELLOW

OG S 90 days. [Introduced before 1920 as an improved strain of Purple Top Yellow (pre-1850).] Long the standard for home and market use. Flesh is mild, yellow, fine-grained, and firm. #29501 Pkt \$2.75



American Purple Top Yellow

GILFEATHER TURNIP

OG S (Brassica napus x rapa) 85 days. [1860s.] Famous heirloom selected and named by Vermont farmer Jack Gilfeather. An early addition to the Slow Foods Ark of Taste. A rare cross between a rutabaga and turnip, roots are white and sweeter than most rutabagas. Greens are also tender and sweet. Plant mid-summer as one would other rutabagas. Best flavor after frost. #29301 Pkt \$3.25



Ark of Taste

NADMORSKA

OG S 90 days. [From seed collected in Lithuania in 2007 by the Seed Ambassadors Project.] Large, vigorous and early maturing. Green tops, sweet golden flesh. Unusually, roots are longer and more oval than regular round rutabagas. #29503 Pkt \$3.25; #29503D (14 g) \$7.75



Nadmorska

Turnips *Brassica rapa* var. *rapifera*

Culture: Turnips grow well in a wide range of soils, but do best in a loose, friable soil that allows the roots to expand. Plantings can be made in the spring and through summer's end. Sow seeds ¼ in. deep and thin to 2–4 in. apart, rows 10–12 in. apart. **Harvest:** Best-quality roots are 2–3 in. in diameter. Both roots and leaves may be eaten raw or cooked. **Pests:** Flea beetles and aphids can be controlled with diatomaceous earth or row cover. **Seed Savers:** Isolate a minimum of 600 ft. for home use. For pure seed isolate at least ¼ to 1 mile from turnips, mustard, and Chinese cabbage, and rapeseed (canola). **Packet:** 3 g unless stated (about 1350 seeds) sows 68 ft.

AMBER GLOBE OG S (Yellow Globe) 63 days. [Pre-1840.] Best planted in the fall. Roots are smooth and globe-shaped, 6 in. in diameter. Harvest at 3–4 in. Sweet, fine-grained flesh is creamy yellow. **#29104 Pkt \$3.25; #29104E (28 g) \$10.25**



Amber Globe

PURPLE TOP WHITE GLOBE OG S 50 days. [Pre-1880.] A round, white turnip, 5 in. in diameter, with bright purple color around the top where exposed to sunlight. For best texture, harvest at 3 in. diameter or less. Classic turnip flavor. **#29102 Pkt \$3.00; #29102E (28 g) \$6.25**



Purple Top White Globe

SCARLET OHNO REVIVAL OG S 55 days. [Japanese variety reselected by Frank Morton of Wild Garden Seeds.] Lovely scarlet-skinned turnips, some round, some flattened. Shiny hairless strap-leaf greens with pink and scarlet stems. **#29106 Pkt \$3.25**



Scarlet Ohno Revival



Tokyo Market

NEW! TOKYO MARKET OG S 46 days. 2–3 in. tender white roots, great flavor, fast growing. Popular Japanese market variety. **#29110 Pkt \$3.50**

WHITE EGG OG S 48 days. Fast-growing turnip popular in the South. Egg-shaped roots, 3½ × 2½ in., grow partly above ground. Crowns are green-tinted. Flesh is white, fine-grained, and mild-flavored. Good bunching variety. **#29103 Pkt \$3.25; #29103E (28 g) \$10.25**



White Egg

Turnip Greens (Salad Turnips)

SEVEN TOP (Southern Prize) 45 days. [Pre-1880.] Popular Southern variety often grown for winter green. Used for greens, not the roots, which are woody. Leaves grow 18–22 in. tall, but should be harvested when young and tender. **#29201 Pkt \$2.75; #29201E (28 g) \$5.75**



Seven Top

Watermelon *Citrullus lanatus*

Culture: See Muskmelons section. Space 12–18 in. apart in rows 6–8 ft. apart. Vines require anywhere from 36–100 sq. ft. of vine space per hill, depending on variety. Don't disturb vines while fruit is ripening or else fruit may ripen unevenly. When planted in good soil under good environmental conditions, melons will do well, but are not as consistent producers as some other crops. The fruit weights we list are for what the variety can achieve given ideal conditions. **Harvest:** For most varieties, fruit is mature and most desirable during a 10–14 day period. It may take some experience to tell when a watermelon is ripe. There are four methods commonly used to determine peak harvest stage: (1) The spot where the fruit touches the ground turns yellow. (2) Look for the presence of a dried-up tendril on the portion of the vine nearest the fruit. (3) The rind feels slightly rough and ridged, and has a dull, opaque appearance, whereas immature fruits are smoother and glossier. (4) When a watermelon is ripe, it will have a hollow sound when you thump it with your knuckles: The melon sounds more like your chest when it is ripe; when green, it sounds more like your head; when over-ripe, it sounds more like your stomach. Mark Twain described it this way: "A ripe melon says 'punk' when thumped, a green one says 'pink' or 'pank.'" **Culinary:** Watermelon seeds are edible, have a nutty taste, and are commonly sold as a snack in some parts of the world. Seeds that mature to black are easier to eat than white seeds. **Seed Savers:** Isolate varieties by at least ½ mile for home use, or ½ to 1 mile for pure seed. **Packet:** 1–3 g (20–58 seeds, average 39 seeds).

BLACKTAIL MOUNTAIN OG S 73 days. [1977, developed by Glenn Drowns.] Small-fruited, earliest of all. An excellent small, fast maturing, highly productive watermelon that can be successfully grown in cool short season areas or southern hot, humid, areas. The earliest of 114 varieties that Glenn Drowns grew in 1994. Round 9 in. fruits have a dark green rind with small brown seeds. Orange-red flesh has sweet, rich flavor. When harvested just underripe, melons will ripen in storage and keep up to 2 months. **#55113 Pkt (1 g, ~22 seeds) \$3.00**



Blacktail Mountain

CEKIRDEGI OYALI OG S (Crocheted Seed) [Turkish heirloom. Introduced to the US by Two Seeds in a Pod.] Unique seeds look like they have been carved, because as they dry the black seed casing cracks to reveal the white seed inside. Small, seedy melons, about 5 lbs each, with sweet red flesh. **#55131 Pkt (2 g, ~18 seeds) \$3.25**



Cekirdegi Oyali



Chou Cheh Red

CHOU CHEH RED OG S 75 Days. This is an exceptionally sweet variety! The clear favorite in SESE's 2019 watermelon tasting. Chou Cheh Red comes from Shaanxi Province, China, via the USDA seed bank (PI 435990), and was identified as a standout in Common Wealth Seed Growers' 2016 trials. Small, oblong fruits average 5 lbs. Very productive and early, and forgiving of sub-optimal growing conditions. Downy mildew resistance makes it a good choice for late season harvests, but it's also great as an early crop. Showed gummy stem blight resistance in a 2005 NC State trial. **#55134 Pkt (2 g, ~41 seeds) \$3.75**



Crimson Sweet

CRIMSON SWEET OG S 85 days. [1964.] Medium-sized, striped melon with tolerance to anthracnose (race 1 and 3) and Fusarium (race 1 and 2). Great-tasting melons are typically 10 × 12 in., weighing 23–27 lbs. A unique feature of this variety is its ability to promote beneficial soil fungi that inhibit Fusarium wilt. A reliable variety for the Southeast. This is the variety many melon lovers come back to after trying the rest! **#55101 Pkt (2 g, ~48 seeds) \$3.00**



Crimson Sweet,
VA Select

CRIMSON SWEET, VIRGINIA SELECT

[Introduced 2009 by SESE.] It's hard to improve on Crimson Sweet's vigor and great flavor, but Pam Dawling is at it! Since 2001, she's been saving this locally adapted strain, selecting for large, early melons with good flavor and healthy foliage. #55118 Pkt (2 g, ~46 seeds) \$3.25



Early Moonbeam

EARLY MOONBEAM 76 days. [Alan

Kapuler.] Sweet, crisp yellow icebox melon, 5-8 lbs. Thin, light green rind. Short vines make this a great melon for small gardens. #55123 Pkt (2 g, ~42 seeds) \$3.25

GOLDEN MIDGET

72 days [1959.] Early, small 3-lb. melons with salmon-red flesh and a built-in ripeness indicator: the rind turns yellow when the melons are ready for harvest. (Don't be alarmed by the leaves: some yellow foliage is normal for this variety.) #55129 Pkt (2 g, ~36 seeds) \$3.00



Golden Midget

BACK! KATANYA 85-90 days. [Russian heirloom.] Very sweet reddish-pink flesh with small seeds. 10- 20 lb. round green melons. Early ripening variety, popular in Appalachia and further north. Needs a fair amount of room to grow, but not as aggressive as melons that bear larger fruit. #55121 Pkt (2 g, ~43 seeds) \$3.25



Amish Moon & Stars

MOON AND STARS, AMISH

[Reintroduced 1987 by SESE. An Amish heirloom, possibly a variant of 'Sun, Moon, and Stars' introduced 1920 by Peter Henderson and Co.] 15-25 lb. oblong fruits with large yellow moons and small stars on dark green rinds. Foliage marked with yellow stars. This strain has a smooth, slightly ridged rind. Mottled brown seeds. Sweet, reddish-pink flesh. #55103 Pkt (3 g, ~24 seeds) \$3.50 Seed grown and stewarded by Living Energy Farm in Louisa, VA.



Moon & Stars,
Yellow-Fleshed

MOON AND STARS, YELLOW FLESHED

90 days. [Early 1900s GA family heirloom. Introduced 1987 by SESE. Years ago, a melon of this description was routinely shipped from Bermuda to some Southern states around Christmas time.] The sweetest Moon and Stars variety. Has a different flavor from other watermelons, with notes of apricot and honey when picked fully ripe. 15-35 lb fruits. Has some tolerance to disease and drought. Rind has many small yellow stars and some moons. To serve, try halving melons and scooping out the insides using a melon ball scoop. Scallop the edges and fill with melon balls of red and yellow watermelon, muskmelon, and assorted fruit. #55106 Pkt (3 g, ~28 seeds) \$3.75

NANCY 90 days [Pre-1885,

GA. The thinner rind made it hard to ship, so this was the variety that commercial watermelon growers would save for their own families!] 14 in. x 16 in. melons average 25 lbs. Very sweet pink-red flesh, white seeds. Above-average disease resistance, excellent drought resistance. #55128 Pkt (3 g, ~36 seeds) \$3.75



Nancy



Katanya




OrangeGlo

ORANGE GLO

85 days. One of the best orange-flesh watermelons. Very crisp, sweet, and flavorful deep orange flesh. Vigorous plant produces heavy yields of 25 lb. melons with light and dark green stripes. #55127 Pkt (3 g, ~30 seeds) \$3.25

QUETZALI 83 days.

Best of our 1999 taste trials. Very sweet, crisp 7-13 lb. The rind is unusually thick, so loss to splitting tends to be low. Dark and light green stripes. Pink-red flesh, small seeds. #55115 Pkt (2 g, ~47 seeds) \$3.50



Quetzali



Renick Yellow

RENICK YELLOW [From the Renick Family of Ashville, OH, via Linda Roberts, Bill Ellis, and SSE. Introduced 2020 by SESE.] High yields of small melons with sweet yellow flesh. Much tastier rinds than most watermelons have. #55133 Pkt (2 g, ~44 seeds) \$3.25



Strawberry

STRAWBERRY 85 days. [Selected from a FL heirloom by Walt Childs, introduced 1989 by SESE.] Strawberry-red flesh ripens to within 1/2 in. of the rind. Delicate texture and outstanding flavor, one of the best we offer. Long melons (8 x 20 in.), 15-25 lbs, dark green rind with darker green stripes, white seeds. Very good disease resistance. #55110 Pkt (3 g, ~31 seeds) \$3.75

SUGAR BABY

77 days. [1959.] Icebox sized, 6-8 in. melons with a hard rind which turns green-black when ripe. Handles drought well. 6-10 lb fruits with red flesh and small seeds. Consistently reliable and widely adapted, a good space-saving variety. #55111 Pkt (2 g, ~45 seeds) \$3.00



Sugar Baby



Wilson Sweet

WILSON SWEET 85 days. The sweet red flesh and crisp juicy texture of this melon draws comments like "the best melon I ever tasted." The unusual green mottled rind protects from sun scald. Thanks to Sand Hill Preservation Center and grower Merlyn Niedens for saving this excellent melon from near-extinction. Try it, we think you'll like it! #55120 Pkt (2 g, ~28 seeds) \$3.25

Herbs

Culture and germination: Each herb has specific growing requirements. Please see our book section for additional growing information, as well as culinary and medicinal uses. **Medicinal herbs:** Information on medicinal herbs is condensed from various literature sources and is intended as a guide for decisions for planting only. Any remedies described here are not intended as medical claims, nor as a prescription for self-treatment, nor as a substitute for professional care or medical treatment. See your physician or qualified health professional prior to using herbs medicinally. **Germination of herb seed:** Many herbs naturally vary greatly in their germination. Some can be higher than 80% while others can be lower than 20%. Also please note that some herbs have special germination requirements.

Key to Herb Cultural Notes

Cultural notes for herbs are often given in brackets after the variety name or category name. *The notes may also include spacing requirements and days to maturity.*

A = annual, **B** = biennial, **P** = perennial
The USDA Plant Hardiness Zone number is given for most biennials and perennials. For example, B4 means biennial in zones 4 through 10. Note that some perennials perform as annuals in the North.

Temperature °F = recommended soil temperature for germination.

Stratify (Pre-chill) = Seeds require a moist cold treatment to break dormancy. Put seeds in covered moist planting medium in refrigerator for at least 4 - 6 weeks.

Scarify = Abrade in order to break dormancy, such as with a nail file or sandpaper.

D = Dark required for germination. Cover with soil, or use black plastic.

L = Light required for germination. Cover lightly with soil or leave exposed on the soil surface.

LD = No specific light requirement.

Days to germinate: Average number of days to germinate.

sun = Needs full sun for best results.
shade = Tolerates/requires shade.

Planting: **ds** = direct sow, **tp** = transplant.
Sp = Spring, **Su** = Summer, **Fall** = Fall

ALF = after last frost
BLF = before last frost.

Height Mature plant height in inches.

Example: **ANISE** (*Pimpinella anisum*) [A/70°F/LD/14/dsALF/sun/24 in.]: Anise is an annual (A) whose seeds germinate best at 70°F. The seeds have no specific requirement for light (L) or dark (D) in order to germinate. Seedlings will emerge in approximately 14 days at the recommended germination temperature of 70°F. Direct sow (ds) after the last frost (ALF). Anise grows best in full sun and reaches an average height of 24 in.

ANISE (*Pimpinella anisum*) 75 days. [A/70°F/LD/14/dsALF/sun/24 in./does best in cool weather.] Seeds are often used in applesauce, breads, soups, and teas for licorice-like flavor. Leaves can be used in salads. Medicinal: Hot tea helps break up bronchial mucous. Carminative – a digestive aid for relief of gas and cramping. #71201 Pkt (0.75 g, ~145 seeds) \$2.75



Anise

Basil (Sweet & Fancy Types)

Ocimum basilicum, unless noted

Culture: A/70°F/D/7-14/tp,ds,ALF/sun/18-30 in.
 Medicinal: Basil has been used as a carminative. Research indicates it may inhibit gastric acid secretion



Boloso Napoletano

BOLOSO NAPOLETANO BASIL **OG S** ☀️ 🌿
 This variety comes from Naples and is highly prized for its strong flavor. Giant ruffled 6 in. leaves are great for pesto, though the thick leaves are harder to dry than most. Vigorous 3 ft. plants are pest-resistant and slow to flower. #71111 Pkt (0.15 g, ~102 seeds) \$3.25

CINNAMON BASIL **OG**
 Has a spicy cinnamon fragrance. Use as a tea or potpourri. #71102 Pkt (0.25 g, ~240 seeds) \$3.00



Cinnamon

DARK OPAL BASIL **OG** (var. *purpureum*) [1962, AAS winner.] Ornamental dark purple basil used like common basil for seasoning. May have a few green leaves. Beautiful in salads. #71103 Pkt (0.15 g, ~111 seeds) \$3.00



Dark Opal

ANISE-HYSSOP **OG** (Licorice Mint) (*Agastache foeniculum*) [P/70°F/LD/7/tp,ds/sun, part shade/18-48 in.] Native to the North-Central US. Beautiful decorative herb used for potpourri and to make a superb aromatic herb tea. Also quite tasty as a salad green. Excellent nectar plant for beekeepers. Attractive spires of lavender flowers. Medicinal: Relaxes capillaries. Used by some Asians and American Indians for chest pain and respiratory ailments. #71202 Pkt (0.05 g, ~230 seeds) \$3.25



Anise-Hyssop

ASTRAGALUS **OG** (Chinese Milk Vetch) (*Astragalus membranaceus*) [P/scarify seed/D/7-12/Sp,Fall/tp,ds/sun/24 in.] Legume with reclining, spreading growth habit. Medicinal: The 4th or 5th year root is a traditional Chinese herb, Huang Qi, used since ancient times to increase and tonify qi. Said to be a deep immune system activator. #71283 Pkt (0.2 g, ~50 seeds) \$3.25 **Cannot ship to HI**

ERITREAN BASIL **OG S** ☀️ 🌿
 (O. *gratissimum*) [Family heirloom from an Eritrean exchange student. Introduced by SESE 2008.] Compact plant with beautiful, small, purple-tinged green foliage, stunning in flower. It has a strongly attractive and spicy odor, and is much used in African cuisine. #71302 Pkt (0.12 g, ~70 seeds) \$3.25



Eritrean


KAPOOR TULSI **OG S** ☀️ 🌿 (Holy Basil) (*O. sanctum*) [A/55°F night, 70°F day/D/14/tp,ds/18 in.] Fragrance reminiscent of fruit and cloves. Many medicinal and culinary uses. Stems, leaves, flowers, and seeds are all good for making tea. Frequent harvests recommended. Easy to grow. Self-sows readily. #71104 Pkt (0.12 g, ~211 seeds) \$3.25; #71104C (7 g) \$9.50



Kapoor Tulsi

LEMON BASIL **OG** (*O. citriodora*) Deep lemon fragrance. Use for fish dishes, herb vinegars, and tea. #71105 Pkt (0.12 g, ~89 seeds) \$3.00

LEMON BASIL, MRS. BURNS' OG **S** ☀️ 🌿 (O. *citriodora*) [New Mexico heirloom.] Larger leaves (2½ in.) and stronger flavor make this the preferred lemon basil variety for chefs. #71305 Pkt (0.12 g, ~66 seeds) \$3.25



Lemon

LETTUCE LEAF BASIL (*O. basilicum* var. *crispum*) 85 days. The most productive of the basil, this large Italian variety is excellent for pesto and basil in oil. #71106 Pkt (0.15 g, ~94 seeds) \$3.25




Lettuce Leaf

Bergamot (Bee Balm)

Monarda spp.

[P4/70°F/LD/14–21/sun, part shade/48 in.]


LEMON BERGAMOT  (*M. citriodora*) [Native to the Appalachians.] Some variation in blossom color and citrus odor. Use dried leaves for lemon scented herb tea or for flavoring meat or fish dishes. Harvest leaves before flowers appear.

#71203 Pkt (0.15 g, ~270 seeds) \$2.75


WILD BERGAMOT (*M. fistulosa*) A favorite of hummingbirds and bees.

Flowers of varying shades of lavender may be added to salads. Use fragrant dried leaves for tea and potpourris. Medicinal: Used by several Native American tribes as a carminative. The strong flavor of the leaves has much in common with fresh oregano, and the flowers are edible, too. Native to most of North America. Hollow stems and a long flowering season make this a great plant for supporting pollinators. Once established, may spread aggressively by rhizomes.

#71204 Pkt (0.1 g, ~197 seeds) \$3.50





Wild Bergamot

BORAGE  (*Borago officinalis*) 80 days. [A/70°F/L/10/ds, tp/sun/ 24–36 in.] Borage is a bushy herb with bright blue edible flowers. The plant has been used to attract bumble bee pollinators to garden plots. The leaves can be used sparingly to add a cucumber-like flavor in salads, or for flavoring cool drinks. Plants fade in deep summer heat and humidity, but can be reseeded for late summer/early fall harvest Medicinal: Seeds contain over 20% GLA (gamma linolenic acid) which is extracted and used commercially as an economical substitute for evening primrose oil. **#71205 Pkt (1 g, ~56 seeds) \$3.00**




Borage

BURNET, SALAD   (*Poterium sanguisorba*)

[P4/70°F/LD/tp,ds/ sun/18 in.] Highly cold-hardy plant has a nutty-cucumber flavor, a great way to add cucumber flavor to winter salads. Flowers during the summer, then revives in cooler weather. In hot climates, shade plants during summer, or sow a new batch in late summer. **#71206 Pkt (0.6 g, ~85 seeds) \$3.25**





Salad Burnet

LIME BASIL  (*O. americanum*) Similar to Lemon Basil but with darker green leaves and a lime fragrance. Accent for soups, salads, and fish. **#71288 Pkt (0.12 g, ~85 seeds) \$3.00**





Lime

MAMMOTH BASIL   Huge, wide, shiny green leaves, twice as large as other Italian basil. A few leaves make a harvest. Add it to salads or to make a fine-flavored pesto. **#71290 Pkt (0.12 g, ~67 seeds) \$3.25**



Mammoth

MRIHANI   Great-tasting, relatively mild, ruffled leaves with notes of anise. Slow to bolt, and has very good resistance to basil downy mildew. From Zanzibar, where it is used in perfumes as well as food. **#71114 Pkt (0.12 g, ~70 seeds) \$3.25**






Mrihani

RED RUBIN BASIL  A purple version of Italian Large Leaf basil. Leaves are larger and more uniformly colored than Dark Opal basil. Sweet aroma and flavor. **#71289 Pkt (0.12 g, ~78 seeds) \$3.00**




Red Rubin

SPICY BUSH BASIL   (*O. basilicum* var. *minimum*) Very aromatic miniature (8–12 in.) bush basil. One of the prettiest basil plants with small shiny leaves on highly branched stems. **#71108 Pkt (0.15 g, ~127 seeds) \$3.25**




Spicy Bush

SWEET GENOVESE BASIL  85 days. A select large-leaf strain. Use fresh or dried for flavoring sauces, soups, dressings, and pesto. Our most popular basil. **#71107 Pkt (0.20 g, ~110 seeds) \$3.00; #71107C (7 g) \$6.25**



Sweet Genovese



SWEET THAI BASIL  Spicy flavor reminiscent of anise and cloves goes well in curries and many other Asian dishes. Purple stems and flowers contrast attractively with the 2 in. green leaves. 12–18 in. plants. **#71112 Pkt (0.18 g, ~185 seeds) \$3.25**



Sweet Thai



Calendula *Calendula officianalis*

Culture: A/55–65°F/D/14/tp,ds/sun/18 in. /85 days. Plants fade in deep summer heat and humidity, but can be reseeded for late summer/early fall harvest. Flowers are used as a food color, natural dye, and substitute for saffron. For edible flowers, use the outer part of the petals (the whitish bit where the petals connect to the head is the most bitter). Medicinal: Traditionally used as an anti-inflammatory herb for localized skin problems. Reported to activate cellular defense mechanisms.

CALENDULA, PACIFIC BEAUTY MIX   85 days. 3 in. yellow-orange flowers. **#71207 Pkt (0.5 g, ~92 seeds) \$3.50**




Pacific Beauty Mix



CALENDULA, RESINA   Bright yellow, medium-size flowers; variety includes a few orange flowers. Medicinal: This strain has the highest amount of the resins prized by herbalists. **#71303 Pkt (0.5 g, ~31 seeds) \$3.25; #71303C (7 g) \$7.75**



Resina

CARAWAY (*Carum carvi*) 70 days. [B4/70°F/L/ 14/ds/sun/24 in.] Use the dried seeds for flavoring breads, leaves for salads, and roots as a vegetable (raw or cooked). Used especially to flavor rye bread and cabbage dishes. This biennial produces seeds its second year after over-wintering. Medicinal: Highly regarded as a carminative. Also has anti-spasmodic and anti-microbial properties. **#71208 Pkt (0.4 g, ~162 seeds) \$2.75**

CARDOON  (*Cynara cardunculus*) [A/70°F/LD/tp/ sun/48–72 in.] The ancestor of artichokes, with spiny leaves and a non-edible flower head, but the stalks are harvested like celery and cooked. The leaves are bitter and should be removed. Good in soups or stews, pickled or fried. **#71209 Pkt (0.5 g, ~14 seeds) \$2.75**

CATNIP   (*Nepeta cataria*) [P4 / 70°F / L / 7–21 / tp / sun / 24–30 in.] Use this mint for teas, or for amusing your cat. (Note that only about 2 out of 3 cats are amused! The remainder, who do not have the dominant gene for this response, are bored by this plant.) Medicinal: Traditionally used for colds and flu primarily as a diaphoretic for feverish conditions. Nepetalactone, the primary ingredient of the essential oil, is chemically similar to the sedative component of Valerian. **#71210 Pkt (0.15 g, ~215 seeds) \$3.00**



Catnip


CHAMOMILE, GERMAN (*Matricaria recutita*) [A/55–60°F/ L/tp/sun/24–30 in.] The sweet-scented flowers of Chamomile are used to make Chamomile tea which has a distinctive apple-like flavor and fragrance. Medicinal: Chamomile has long been used as a carminative, and as an anti-inflammatory, anti-ulcer remedy to protect gastric mucous membranes. It is also anti-spasmodic, and anti-microbial. Used as a nasal wash to treat sinusitis. **#71212 Pkt (0.15 g, ~1440 seeds) \$3.25**



German Chamomile

NEW! CHERVIL, VERTISSIMO

(Anthriscus cerefolium) [A/55°F/L/7-21/tp,ds/part shade/24 in.] Fresh chervil is an excellent flavoring for peas, potatoes, carrots, eggs, and fish. Loses its flavor when dried, but the flavor can be preserved in chervil butter. Best quality comes from plants grown in partial shade in successive sowings. "Vertissimo" is a Brussels Winter type with nice dark green leaves. Medicinal: Traditionally used as a diaphoretic to treat fevers. #71314 Pkt (1 g, ~440 seeds) \$2.75



Chervil

Chives *Allium spp.*

[P3/60-70°F/D/tp,ds/sun, part shade/12 in.]

CHIVES OG (*A. schoenoprasum*) 80 days. Grow indoors or outdoors for year-round onion flavoring. Use chopped leaves and young flowers to add flavor and decorative garnish to salads. Medicinal: A tonifying and healthful herb. The essential oil is highly antibacterial. #71214 Pkt (0.2 g, ~183 seeds) \$3.00



Chives

GARLIC CHIVES OG (Chinese Leeks, Chinese Chives) (*A. tuberosum*) 80 days. Leaves are larger and flatter than chives. Garlic flavor for salads and seasoning. #71215 Pkt (0.7 g, ~173 seeds) \$3.00



Garlic Chives

CILANTRO/CORIANDER OG (*Coriander sativum*)

[A/60°F/D/7-21/tp,ds/sun/30 in.] Widely used in cuisines from around the world. Plants are most often harvested in the leafy stage of their development (cilantro) or the mature seed stage (coriander). Roots, flowers, and immature seeds are also tasty. Plant monthly successions. Difficult to start in hot weather - sow in shade, or keep soil covered and cool until seedlings emerge. Self-sows in cool weather. Hardy to 15°F. #71216 Pkt (1 g, ~90 seeds) \$2.75; #71216D (14 g) \$5.75; #71216F (¼ lb) \$7.50



Cilantro/Coriander

CRANBERRY HIBISCUS S (*Hibiscus acetosella*) [P9/germin: 75-85°F/LD/3-6 days/tp/sun, part shade/80 in.] Dark red, deliciously sour leaves remain tender even as they reach large sizes. Use in soups, salads, stir-fries, and more. Also great for tea or pink lemonade. Similar in flavor to roselle. Grows slowly as a young plant, then quickly when the weather's hot. Surpassed 12 feet wide in our 2019 garden! For smaller plants, prune often, withhold water, and/or grow in pots. Very ornamental leaves, but hasn't produced any flowers in our gardens. We give 30% of your purchase to ECHO to support them in providing hope against hunger by sharing sustainable agriculture techniques around the world. #71311 Pkt (~25 seeds) \$3.50

CRESS (VARIOUS VARIETIES) See Greens, p. 23.

CUMIN (*Cuminum cyminum*) [A4/70°F/ds/sun/12 in.] Long warm growing season required. Used for flavoring chili and dishes spiced with hot peppers. #71220 Pkt (0.5 g, ~194 seeds) \$2.75

Dill *Anethum graveolens*

[A/70°F/L/7-21/tp,ds/sun/30-48 in.]

BOUQUET DILL OG Similar to Long Island Mammoth but shorter plants with larger flower/seed heads and larger leaves. A choice popular variety for pickling. #71221 Pkt (0.75 g, ~576 seeds) \$3.00



Dukat


DUKAT DILL OG S A European selection from Mammoth bred for high essential oil content which gives this variety a delicate aromatic fragrance and flavor. Plants up to 6 ft. tall! #71263 Pkt (0.75 g, ~515 seeds) \$3.00

FERNLEAF DILL [1992, AAS winner.] An attractive, early, compact dill variety, 18 in. tall with finely divided fern-like dark-green leaves. Best variety for leaf production and early fall crops. Fernleaf is a slow-bolting, space-saving variety especially suitable for containers. #71222 Pkt (0.75 g, ~528 seeds) \$3.25



Fernleaf

LONG ISLAND MAMMOTH DILL OG 70 days. The standard heirloom variety for flavoring pickles, soups, breads, stews, salads, and sauces. #71223 Pkt (0.75 g, ~576 seeds) \$2.75; #71223D (14 g) \$5.75



Long Island Mammoth

EPAZOTE Unavailable for 2023.



Cranberry Hibiscus

Echinacea (Coneflower)

Echinacea spp.

Culture: P3-9/stratify at 40°F if needed/LD/tp,ds/Sp/sun/24-36 in. All Echinaceas are drought resistant. Keep young plants well weeded. Germination is typically around 50% and all species except *E. purpurea* require stratification (a period of moist pre-chilling) to break seed dormancy. Seeds may be stratified by sowing in flats or pots in a cold frame over the winter, or a refrigerator for 2-4 months depending on the species. As little as 3 weeks of stratification will give some germination. Medicinal: All 9 species are medicinally important, and all parts of the plant have some activity. Several pharmacological studies have demonstrated immuno-stimulant, bacteriostatic, and anti-viral activity. It may be used as an anti-microbial anywhere in the body. It activates macrophages, increases white blood cell levels, and inhibits microbial hyaluronidase (an enzyme that causes host cells to break down.) Echinacea is often used as a short term immune stimulant (2 weeks maximum), but it is contraindicated in autoimmune system disorders and progressive diseases.



Echinacea angustifolia

ECHINACEA ANGUSTIFOLIA (Narrow-Leaved Coneflower) [stratify 90-120 days.] [Native to the dry prairies of the central U.S. This species has a long history of medicinal use starting with the Native American tribes of the Great Plains.] The plants are the smallest of the echinaceas (8-18 in.) and the spreading pink ray petals are the shortest (¾-1¾ in. long). #71264 Pkt (0.2 g, ~52 seeds) \$3.00

Fennel *Foeniculum vulgare dulce*

Culture: B2-5,P6-10/70°F/D/7-14/tp,ds/sun/36-60 in. Medicinal: Fennel is used as a carminative to relieve flatulence and colic while stimulating digestion. It is also anti-spasmodic, anti-inflammatory, and is similar to anise in calming bronchial coughs. It has estrogenic activity and stimulates milk flow in nursing mothers.

FENNEL, BRONZE OG S (var. *Rubrum*) This decorative fennel has beautiful lacy bronze leaves. Useful as an ornamental as well as a culinary sweet fennel. #71226 Pkt (0.2 g, ~75 seeds) \$3.00

FENNEL, FLORENCE OG (var. *Azoricum*) 90 days. Known to Italian gardeners as Finocchio. Dill-shaped leaves with distinctive licorice flavor. May produce bulbs, which can be blanched or eaten raw in salads. #71227 Pkt (1 g, ~300 seeds) \$3.00



Florence Fennel



Bronze Fennel

ECHINACEA PALLIDA OG (Pale Purple Coneflower)

[P3-9/stratify 60 days at 40°F/LD/tp,ds/Sp/sun/24-36 in.] [Native to open woods and rocky prairies from NE Texas to central Illinois.] Drooping flower petals are 1½-3½ in. long and may range in color from pink, purple, or white, but are typically rosy purple, with a purple-brown flower disc. Long, narrow leaves. 18-36 in. tall. Medicinal, drought-tolerant plant. #71265 Pkt (0.2 g, ~42 seeds) \$3.00



Echinacea paradoxa

ECHINACEA PARADOXA (Yellow Coneflower) [stratify 60 days.] [Native to open woods, balds, and rocky prairies; especially common to the Arkansas Ozarks and Missouri.] The most exceptional of the echinaceas because the petals are yellow rather than purple, hence the name *E. paradoxa*. Leaves are long and narrow. 24-48 in. tall. Deserves a place in both medicinal and ornamental gardens. #71266 Pkt (0.2 g, ~52 seeds) \$3.00

ECHINACEA PURPUREA OG (Purple Coneflower)


A very popular ornamental and the most common species, widely used as a medicinal plant. The flowers are 3-4 in. across with pink-orange cone-shaped centers and purple-pink rays. Easy to germinate and widely adapted. Unlike other echinaceas the seeds do not require cold treatment, the roots are fibrous rather than taprooted, and the plant is more highly branched at the top. #71224 Pkt (0.2 g, ~45 seeds) \$3.00



Echinacea purpurea

FEVERFEW OG S (Chrysanthemum parthenium)

[P4-10/70°F/L/10-14/ds,tp/sun/30 in./Remove flower heads before seed forms, otherwise the plant will grow as an annual.] Small daisy-like blooms on light-green foliage. Medicinal: Vasodilator and anti-inflammatory. Studies published in the British medical journal Lancet reported that 2-3 fresh leaves of feverfew eaten daily over a period of time reduced the severity and frequency of migraines. Feverfew has potential value in relieving arthritis symptoms. Contraindicated during pregnancy. #71228 Pkt (0.1 g, ~800 seeds) \$3.25



Feverfew

HOREHOUND, WHITE S (Marrubium vulgare)

[P4/60°F/D/tp,ds/sun/18-24 in.] This member of the mint family has a pleasant fragrance and a menthol-like flavor. Use as a tea and a flavoring for Horehound candies. Medicinal: Contains substances which stimulate secretions of the bronchial mucosa, soothe coughs, and break up mucus. #71229 Pkt (0.15 g, ~140 seeds) \$3.00



White Horehound

HYSSOP OG S (Hyssopus officinalis) [P4/65°F/D/tp/sun/24 in.] Ornamental shrubby herb used to season poultry. Active constituents of hyssop include volatile oils with a camphor-like odor and strong flavor. Medicinal: Hyssop tea flavored with honey is used as an expectorant. Collect the flowering tops in August and dry in the sun. #71230 Pkt (0.1 g, ~95 seeds) \$3.00



Hyssop

LAVENDER, ENGLISH (Munstead) (Lavandula vera var. Munstead)

[P5/70°F min/ LD/30/tp/sun/18 in. / Requires good drainage and wind protection. Sow seed in slightly alkaline sterile medium. Germinates and grows slowly.] Munstead, the most aromatic of the lavenders, is sweet and delicate. Flowers are deeper blue than other lavender strains. Long-lasting, pleasant scent also prevents moth damage in woollens and discourages musty odors in linens. Medicinal: Traditional herbal remedy used for stress-related headaches. Also a carminative, antidepressant and calming tonic for the nervous system. #71231 Pkt (0.15 g, ~150 seeds) \$3.00



English Lavender

LEMON BALM OG (Melissa officinalis)

[P4/70°F/L/10/tp/sun/30 in.] Use for hot and refreshing cold teas as a lemon substitute. Essential oils are volatile resulting in more fragrance than flavor. Medicinal: Lemon balm has anti-viral action in lab tests against herpes simplex, mumps, and other viruses. Also a sedative, calmativ, and carminative. #71232 Pkt (0.19 g, ~345 seeds) \$3.00



Lemon Balm

LOVAGE (Levisticum officinale) [P3/65°F/D/14/tp/sun, part shade/60 in.] As a culinary herb, lovage has a celery-like flavor but richer with hints of fennel and curry. Use the stems, leaves, and seeds in the same fashion as celery. Medicinal: As a medicinal herb, lovage is used as a tea for its diuretic effect and as a carminative (relief of gas). #71233 Pkt (0.25 g, ~70 seeds) \$2.75

MARJORAM, SWEET OG (Origanum hortensis) 70 days. [P10/60°F/LD/21/tp/sun/12 in./Don't overwater.] Resembles oregano in flavor though milder with subtle overtones of balsam. Add it fresh to salads and tomatoes. Uses are similar to oregano. Medicinal: Inhibits herpes simplex virus in laboratory studies. #71234 Pkt (0.05 g, ~300 seeds) \$3.00



Sweet Marjoram



Mexican Mint Marigold

MEXICAN MINT MARIGOLD OG (Mexican Tarragon, Sweet Mace) (Tagetes lucida) [P8/70°F/L/5-15 days /sun/ds, tp ALF.] Used as a substitute for French tarragon. Often compared to licorice and anise. Leaves are best used raw or added at the end of cooking; goes well in fish and chicken dishes, soups, salads, pestos, and vinegars. In Mexico, leaves and flowers are used for tea. Can be used for dried flower arrangements. Does very well in hot climates, perennial in zones 8-11. #71309 Pkt (0.10 g, ~200 seeds) \$3.25

MILK THISTLE OG (Silybum marianum) [A or B/L/7-14/Sp, Fall/ds/sun/48-60 in.] All parts are edible. The young leaves (with spines removed) may be used in salads or cooked as a vegetable. Attractive, showy rose-purple flowers. Medicinal: The active principle is silymarin, a complex that helps stabilize and regenerate liver cells. #71274 Pkt (1 g, ~40 seeds) \$3.00 **Cannot ship to TX.**

MINT (Mentha sp.) [P5/70°F/L/14/tp/sun, part shade/18 in.] Hardy, aromatic native plant. Variable. Mint grown from seed produces plants that vary widely in flavor and appearance from spearmint to menthol mint to peppermint. Sow in pots and transplant your favorite plants. Can be used for mint sauce, jelly, desserts, and, fresh or dried, for tea. Medicinal: A cooling herb for external inflammation. Internally it has spasmolytic, carminative, and expectorant properties. #71235 Pkt (0.05 g, ~600 seeds) \$3.25



Mint

OREGANO, GREEK OG (Origanum vulgare) [P5/60°F/L/14-21/tp/sun/12 in.] An essential spice of pizza as well as tomato, cheese, and meat dishes. This is the flavorful Greek Oregano, not the flavorless oregano commonly available. Medicinal: Mildly carminative and anti-spasmodic. #71237 Pkt (0.05 g, ~500 seeds) \$3.25

PARSLEY (VARIOUS VARIETIES) See Greens, p. 25.



Greek Oregano

HIBISCUS - See Roselle, page 64.


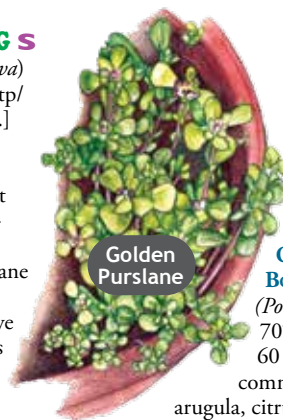
Wild Garden Perennial Insectary

OG S 🌞 The backbones of a spring through fall oasis for your resident beneficial insects. A complement of self-sowing annuals, biennials, and perennials provide food, shelter, and pollen. Broadcast or sow in rows 14 in. apart, thinning to a final spacing of 12 in. Manage plants by weeding and thinning volunteers each spring. The leaves are edible. Includes fennel, Korean mint, garden sorrel, chervil, parsley, chicory, cress, turnip, mustard, calendula, amaranth, and orach. **#92010 Pkt (7 g) \$9.50**



PURLSLANE, GOLDEN **OG S**

(*Portulaca oleracea sativa*) [A/70°F/7–10/LD/ds, tp/ Sp ALF/sun/12–18 in.] Upright plants with orange stems and large smooth succulent leaves. Cut-and-come-again edible for salads. Medicinal: Wild purslane is a source of omega-3 fatty acids. Hypotensive and diuretic properties reported. **#71299 Pkt (0.15 g, ~360 seeds) \$3.25**



Quillquiña

QUILLQUIÑA (BOLIVIAN PAPALO, BOLIVIAN CORIANDER) **S** 🌞 🌀

(*Porophyllum ruderale*) [A/germin: 70°F/L/7–10 days germ/tp, ds/sun/60 in.] Similar flavor to the more common Mexican papalo, with notes of arugula, citrus, and rue. This Bolivian variety has narrower, blue-green leaves, and a very complex flavor with more floral notes that we think a wider range of people will enjoy. Like cilantro, it is loved by many and hated by a few, though your opinion of cilantro is not a good predictor of your opinion of quillquiña! Very aromatic. One planting can provide fresh greens for months. **#71310 Pkt \$3.50**

Seasonal Items: Shipping Surcharges Apply

Shipping Surcharge: \$2 for one item, \$4 total for any two or more items includes all fall shipped items: garlic, woodland medicinals (below), and onion bulbs.

Ginseng & Goldenseal ship in October.

If ordering by mail, pre-order by September 1st. U.S. shipping addresses only.

The following herbs are on the Appendix 2 of the CITES (Convention on International Trade in Endangered Species) list. They are also on the United Plant Savers primary list. Wild stands of these plants are disappearing from the woods of N. America. Whenever we plant these native plants in our woodlands we help ensure their long-term survival. Planting instructions included.

At-Risk Medicinal Herbs



Ginseng

GINSENG SEED **S** (*Panax quinquefolius*) Grows 1–2 ft. with toothed leaves, small green/white flowers and bright red berries in early summer. Plant 6 in. apart in raised beds. Requires 75% shade – either forest or artificial. Likes humus-rich soil with good drainage. Fertilize and mulch well. Sustainably grown seeds. See below for medicinal information. Seed stratified for 1 year and shipped in fall ready to plant. **#71293 Pkt (2 g, ~20 seeds, see shipping info above) \$3.95**


GINSENG ROOT **S** (*Panax quinquefolius*) Requires north slope in a dense deciduous forest. Grows well with goldenseal and other native woodland plants as companions. Roots are planted in the fall and can be harvested after the 4th to 7th year. Medicinal: Used traditionally as a “cure-all” herb. It is known to enhance physical health due to its ability to help the body adapt to stress. Please read more about this herb before using it medicinally. Planting guide included. **#71601 3 roots (2 years old, see shipping info above) \$14.95; #71601Y 8 roots (2 years old) \$39.50**



Goldenseal

GOLDENSEAL RHIZOMES (*Hydrastis canadensis*) Grows up to 16 in. with light green leaves, small flower in late spring followed by a red berry. Yellow rhizome is planted by root divisions in the fall. A mature plant can be divided 3 to 5 times. Requires 75% shade in rich soil. Plant grows from southern Canada to Georgia, Alabama, and Kansas. Medicinal: Well known to contain powerful antibacterial properties and has been used to treat inflamed mucous membranes. **#71602 5 rhizomes (see shipping info above) \$14.95**

GROWING & MARKETING GINSENG, GOLDENSEAL & OTHER WOODLAND MEDICINALS [W. Scott Persons and Jeanine M. Davis.] This updated and expanded edition gives recommended methods of growing and marketing ginseng, goldenseal, ramps, black cohosh, bethroot, bloodroot, blue cohosh, false unicorn, galax, mayapple, pinkroot, spikenard, wild ginger, wild indigo, and other native woodland medicinals. Includes over 200 photographs, numerous tables, and extensive references and resources. This invaluable resource will excite and inspire everyone from the home gardener to the full-time farmer. 2nd edition. Softcover, 480 pp. **#91160 \$39.95**



Thai Red Roselle

ROSELLE, THAI RED **OG S** 🌞 🌀 (*Hibiscus sabdariffa*) [TP/75–85°F/7–14 days/sun/36–60 in./tp.] Beautiful 3–5 ft. plants with red stems and leaf veins. The bright red calyxes can be used to make “zingy” tea, sauce, syrup, or jam, or candied whole for an unusual treat. For strongly flavored teas, simmer for 10–20 minutes. Roselle was called “Florida cranberry” in the 1890s. The flowers and young leaves are edible and have a citrus tang. The stir-fried greens are much used in Burmese cooking! Space plants 3–6 ft. apart – the wider the spacing, the more calyxes will ripen. The only variety in several trials to begin flowering by mid-summer here in Virginia. **#71301 Pkt (0.6 g, ~20 seeds) \$3.50**

ROSEMARY **OG** 🌞 (Rosemarinus officinalis)

[P8/55°F night, 70°F day/L/14–30 in./tp/sun.] Requires a well-drained, alkaline soil. Sow seed in a sterile seed starting mix with limestone added. Germination is normally low and growth of seedlings is slow. Rosemary is a versatile culinary seasoning for many vegetable or meat dishes. Medicinal: Rosemary has diverse medicinal properties, the most notable being its use as a circulatory and nerve stimulant. Extracts of rosemary have strong antioxidant and preservative properties. **#71239 Pkt (0.07 g, ~58 seeds) \$3.50**



Rosemary

SAGE, COMMON OG (*Salvia officinalis*) 75 days. [P4/70°F/LD/7–21/tp,ds/sun/22–28 in.] Best known as a flavoring herb for meats, dressings, and sauces. As an ornamental, sage provides a restful focal point for any herb garden. Medicinal: Traditionally used as a digestive tonic and nerve tonic. Astringent and antibacterial. #71241 Pkt (0.33 g, ~40 seeds) \$3.00; #71241C (7 g) \$6.75



Common Sage



Skullcap

SKULLCAP S (*Scutellaria lateriflora*) [P/stratify 4–6 weeks/D/14–21/Sp/tp,ds/sun or light shade/12–24 in.] [Also called *Virginian Skullcap* or *Mad-Dog Skullcap*. The latter name refers to its historical use in treating rabies.] Small purple-blue flowers are borne in slender one-sided racemes in the leaf axils. Leaves are oval-shaped with serrated edges. Medicinal: Nervine tonic, sedative, and anti-spasmodic used to revivify, calm, and nourish the nervous system. Harvest aerial parts during August and September. #71292 Pkt (0.1 g, ~55 seeds) \$3.25

Seasonal Items:
Shipping Surcharges Apply

Turmeric & Ginger

LIVE PLANTS & RHIZOMES

For Late Spring Planting
Pre-Order Late Spring Shipments
Available Online Only

Grow these popular rhizomes in your garden or greenhouse for medicinal uses, delicious dishes, and refreshing juices.

Limited quantities - check our website for availability!



Turmeric




Ginger

Thyme *Thymus spp.*

Culture: P4/55–60°F/LD/14–30/tp

CREeping THyme (*T. serpyllum*) [Plant in full sun in the north, part shade in the south/4 in.] A low-growing herb suited for rock gardens and raised herb beds. Slow growing at first, it later forms dense mats. Provide shade where the summers are hot. For culinary and ornamental use. #71249 Pkt (0.2 g, ~1015 seeds) \$2.75



Creeping

GERMAN WINTER THyme OG

(*T. vulgaris*) 85 days. [Ht. 8 in., space 12 in. apart.] Flavoring for sauces, soups, meats, dressings, and bean dishes. Shrubby, evergreen perennial. Medicinal: Used as an expectorant and bronchial anti-spasmodic and carminative. #71250 Pkt (0.2 g) \$3.00



German Winter

SUMMER THyme OG (☀️ *T. vulgaris*) 90 days. [Ht 6–12 in., perennial in zones 6–9.] Stronger flavor for cooking, smaller plants than German Winter Thyme. #71304 Pkt (0.2 g) \$3.00



Summer

SOAPWORT


(*Saponaria officinalis*) [P3/70°F/L/10–21 days/tp, ds/sun, part shade /12–24 in.] Used as a natural soap, the roots and leaves are soaked or heated in water to extract saponins which produce a lather. A non-irritating skin cleanser, shampoo, and soap for delicate fabrics. #71245 Pkt (0.15 g, ~100 seeds) \$3.25



Soapwort

SORREL, GARDEN OG S


(*Rumex acetosa*) [P4/70°F/L/3–14/ ds/sun/36 in.] Cold-hardy to 12°F. Use sparingly as a salad green for its lemon-like flavor. Sorrel is best used in soups, where it excels. #71246 Pkt (0.4 g, ~430 seeds) \$3.25



Garden Sorrel

SPILANTHES (☀️ *Eyeball plant, Buzz Buttons, Toothache Plant*)

(*Spilanthes acmella*) [A/germin: 70–80°F/L/7–12 days/tp, ds/sun/8–12 in.] Widely used around the world, and called by many names. A spreading, highly ornamental plant with gold and red, cone-shaped flowers often compared in appearance to eyeballs. Edible leaves and flowers cause a strong tingling sensation in the mouth when eaten raw. Use in soups, sauces, sorbets, cocktails, and shredded in salads. Has been used in a very wide range of medicinal applications, including for various mouth issues. #71298 Pkt (0.08 g, ~325 seeds) \$3.00



Spilanthes


ST. JOHN SWORT (*Hypericum perforatum*) [P/stratify/7–30/Sp,Fall/tp,ds/sun/12–48 in.] A woody-stemmed herb with balsam-scented leaves and clusters of yellow, lemon-scented flowers. Harvest flowers shortly after the plant comes into bloom. Olive oil extracts of the flowers impart a red color to the oil. Medicinal: Anti-inflammatory, anti-viral, and anti-depressive. Many other uses for this multifaceted herb. #71279 Pkt (0.05 g, ~600 seeds) \$3.00 **Cannot ship to CA, CO, ID, HI, MT, NV, OR, or WA.**

SUMMER SAVORY OG (*Satureja hortensis*) 60 days. [A/70°F min./L/7–21/tp,ds/sun/12 in.] Cooking herb used for flavoring meats, dressings, soups, and salads. Especially good in bean and cabbage dishes, herb butters, and vinegars. A blending herb with a peppery thyme quality, summer savory draws together diverse flavors. Medicinal: Reportedly the fresh leaves may be rubbed on insect stings to relieve pain. #71242 Pkt (0.25 g, ~450 seeds) \$3.00



Summer Savory

VALERIAN OG S (*Valeriana officinalis*) [P4/65°F/LD/21–30/tp/sun, part shade/ 48–60 in.] Small aromatic white flowers are borne in sprays on tall plants. Naturalizes easily. Medicinal: Pharmacological studies have shown valerian root to be an effective tranquilizer and calmate without the side effects associated with Valium. #71251 Pkt (0.1 g, ~80 seeds) \$3.50



Valerian

Wormwood

WORMWOOD (*Artemisia absinthium*) [P4/55°F/LD/7–10/tp,ds/ sun, part shade/24–36 in.] Wormwood has been used as a traditional bitter herb, but is now considered hazardous for internal use. It is an attractive ornamental and can be used fresh or dried for flower arrangements. Wormwood repels cabbageworm butterflies, flea beetles, and clothes moths. #71255 Pkt (0.1 g, ~1400 seeds) \$3.25



Wormwood

WORMWOOD, SWEET OG (*Sweet Annie*) (*Artemisia annua*) [A/70°F/LD/ ds/sun/72 in./Self-sows readily.] Grown mostly for its sweetly scented foliage, its ornamental value, its use in wreath-making, and for use in pressed leaf and flower arrangements. Seed is difficult to clean and contains some light chaff. Medicinal: Sweet Annie is currently being investigated for its medicinal value as an antihelminthic, and for the treatment of chloroquine-resistant malaria. #71256 Pkt (0.05 g, ~1700 seeds) \$3.25



Sweet Wormwood

Flowers

Key to Cultural Notes on p. 60.

Everlasting (drying) Flowers p. 73.

Ageratum *Ageratum houstonianum*

Annual. Germination: 75°F, light required, 5-10 days. Full sun or part shade. Transplant after last frost.



Dondo Blue Ageratum

AGERATUM, DONDO BLUE OG S (Floss Flower, Bluemink) Prolific clusters of blue flowers. Long stems do well in bouquets, but may take root if allowed to rest on the ground. Native to Mexico. Self-sows. #01190 Pkt (0.05 g, ~200 seeds) \$3.25

Sweet Alyssum

Lobularia maritima

Annual. Germination: 70°F, 5-15 days, light required. Full sun or part shade. Direct sow or transplant after last frost. Ht. 8-12 in.



Sweet Alyssum

SWEET ALYSSUM OG S Low, spreading mounds with sweetly fragrant tiny white flowers in clusters. Often blooms so thickly as to completely hide the foliage! Long-blooming, especially if spent blooms are cut back. Attractive to bees, butterflies, and other pollinators. Great for undersowing, planting between paving stones, or as a ground cover. #01180 Pkt (0.25 g, ~625 seeds) \$3.50

Amaranth

Amaranthus caudatus

For more amaranths, see pp. 23 & 74. Annual. Germination: 70-75°F, light required, 7-10 days. Full sun. Direct sow after last frost. Space 12-24 in. apart. Ht 36-60 in.



Love-Lies-Bleeding

LOVE-LIES-BLEEDING OG S Crimson tassels up to 24 in. long "drip" from these showy plants. Good fresh or dried. Stake plants for best display. #01154 Pkt (0.15 g, ~750 seeds) \$3.25

Ammi

DARA (*Daucus carota*) [Biennial. Direct seed. Full sun.] Elegant flower clusters in pink, dark purple, and white. Attracts pollinators including tachinid flies, which parasitize squash bugs. Though closely related to Queen Anne's Lace, Dara is not aggressive in the garden. Best planted in fall, for spring flowers, in most climates. Here in Virginia, our spring planting reached only 24 in., but our fall planting reached 60 in. and produced larger flowerheads over a longer period. #01201 Pkt (0.1 g, ~100 seeds) \$3.50



Dara

Asters *Callistephus chinensis*

Annual. Germination: 70°F, 9 days. Full sun. Direct sow or transplant. Space 6-12 in. apart. 85 days.

CREGO GIANT MIXED COLORS

OG S Very popular old favorite with large showy blooms in a mix of 6 colors. Tall plants up to 3 ft. Excellent cut flowers. #01101 Pkt (0.1 g, ~46 seeds) \$3.25; #01101C (7 g) \$6.75



Crego Giant

POWDER PUFF MIXED COLORS

OG S Double blooms in 7 colors: white, pink, rose, peach, crimson red, sky blue, and medium blue on 3 ft. tall plants. Excellent cut flowers for bouquets. #01133 Pkt (0.1 g, ~50 seeds) \$3.25



Powder Puff


Bachelor's Button

(Cornflower) *Centaurea cyanus*

Annual. Germination: 60°F, darkness required, 14 days. Full sun. Direct sow in mid-spring. Space 12-16 in. apart.

BLACK BALL OG S

Striking maroon-black flowers, 30-36 in. tall. Dark colors contrast nicely with the lighter shades of more traditional bachelor's buttons. #01176 Pkt (0.5 g, ~106 seeds) \$3.25



Black Ball

BLUE BOY OG S

An old favorite for cut or dried deep-blue flowers. Plants are 30 in. tall and are especially suited for backs of borders. #01103 Pkt (0.5 g, ~106 seeds) \$3.25



Blue Boy

POLKA DOT OG S

Polka Dot is a mixture of red, rose, blue, and lavender shades. Compact plants are 16 in. tall and flower more profusely than taller varieties. #01104 Pkt (0.5 g, ~106 seeds) \$3.25




Polka Dot

Butterfly Weed *Asclepias tuberosa*

Perennial. Germination: 65-75°F, light required, 20-90 days. Full sun. Direct sow. Ht. 24 in.

BUTTERFLY WEED [Perennial native to North America.] Bright orange flowers attract bees, butterflies, and some birds throughout the growing season. Requires a very well-drained or gravelly soil in full sun. Quickest blooms come from seed sown in the fall; may take up to two years to become established from seed. Established plants are drought tolerant and freely self sow. #01159 Pkt (0.25 g, ~50 seeds) \$3.50



Butterfly Weed

Celosia

Celosia cristata

Annual. Germination: 60-90°F, 3-6 days. Full sun. Direct sow after last frost or transplant 4-week-old plants. Space 4-8 in. apart. Ht. 24 in.



Brenda Jordan's Heirloom Celosia

BRENDA JORDAN'S HEIRLOOM OG S

[Introduced by SESE 1986.] An old fashioned cockscomb with large scarlet, velvet crested flowers, 3 in. thick by 9 in. long on 18 in. plants. Produces a number of side shoots as well. #01168 Pkt (0.2 g, ~350 seeds) \$3.25

NEW! TALL MENAGERIE MIX

OG S Beautiful mix of tall celosias selected for many years by CDK Farms in Caldwell, Idaho. This selection was designed for diversity of bloom color and shape for flowers which would complement any garden or cut flower vase. Colors include pastel pink, burgundy, peach, hot pink, coral, red, orange, and yellow, with an occasional bicolor bloom. This selection consists of mostly "cockscomb" or "coral" type blooms with some spikes. 3-4½ ft tall plants are sturdy and heat-resistant. Long lasting in the garden and vase, dries beautifully for wreaths. #01210 Pkt \$3.75



Tall Menagerie Mix

Cleome (Spider Flower)

Cleome spinosa

Annual. Germination: 60-80°F, 14 days. Full sun. Pre-chill moist seeds at 40°F for 2-4 days, direct sow mid-spring. Space 16-20 in. apart. 70 days.

QUEEN OG Pink, rose, and purple flowers with many side blooms. Attractive to bumblebees and hummingbirds. Blooms all summer. A great trap crop for harlequin bugs and stinkbugs. Ht. 48 in. #01105 Pkt (0.5 g, ~225 seeds) \$3.25; #01105C (7 g) \$8.50



Queen Cleome

Coreopsis

Coreopsis tinctoria

Annual. Germination: 55-70°F, 21-28 days. Full sun or part shade. Direct sow or transplant after last frost. Space 6 in. apart or closer. Ht. 24-36 in.



Dyer's Coreopsis

DYER'S COREOPSIS MIX

☀️ ⌘ 83 days.

Native plant. Abundant 1½ in. flowers with yellow petals and dark red centers. Attracts bees and birds. Yields a broad range of dye colors. Very narrow leaves, even on young plants. Self-sows readily; does well in meadow plantings. #01177 Pkt (0.25 g, ~500 seeds) \$2.75

Cotton, Natural Colors

Gossypium hirsutum

Cannot ship to TX. Some other southeastern states require a waiver or permit: contact your extension agency for more information.

History: Naturally colored cottons were grown by enslaved Africans and their descendants prior to the Civil War. In many instances, enslaved people on plantations were not permitted to wear white cotton by their enslavers. Brown cotton was the most commonly grown, but there are other naturally colored cottons such as green, blue, yellow, and pink, and they all have their own subtle beauty. These heirloom cottons are now difficult to find. They have fallen out of favor because the fibers are shorter and not as suitable for spinning and dyeing as modern white cotton. With naturally colored cottons now quite rare, we are attempting to locate and preserve other authentic heirloom varieties. **Note:** Everyone should grow and harvest a long row of cotton at least once in their lifetime so as to understand what slaves had to endure while harvesting cotton. The bolls are borne on the plant at a back-bending level, and they are sharp. Plucking cotton from numerous bolls hurts the hands. Imagine doing this all day. **Culture:** Cotton is an annual plant that requires a long, warm growing season to mature properly. Needs full sun. In zones 8-10 it can be sown directly after the last frost. In zones 5-7, treat like tomatoes, start seed indoors and transplant out 4-8 week-old seedlings after last frost. Seed germinates in 7-21 days at 70°F. Plant 18-30 in. apart in rows 5 ft. apart. Plants start flowering in mid-summer. Bolls take a few more months to mature; warm late summer weather is necessary for a good crop. Plants grow to 3-7 ft. tall. **Maturity Dates:** Days to maturity (mature bolls) are from transplanting. **Harvest:** Wait for bolls to split open before harvesting. (Note: bolls that split open after a frost are damaged and immature.) **Seed Savers:** Isolate varieties by ¼ mile for home use, or ½ to 1 mile or greater for pure seed. Virginia gardeners must acquire a permit to grow cotton. For more information, contact your nearest extension agent.

Cosmos

Cosmos bipinnatus unless indicated

last frost. Or sow outdoors after all danger of frost. Plant ¼ in. deep; thin to 12-14 in. spacing. Deadhead to prolong blooming. Seed heads will attract birds. *C. sulphureus* petals are edible.

Annual. Germination: 14 days, 70 degrees F. Prefers full sun. Tolerates partial shade, poor soils, and drought once established. For earlier blooms sow indoors 4-6 weeks before

MEMORIES OF MONA OG S ☀️ (C. sulphureus) 57

days. [Introduced 1998 by SESE. A red selection of Mona's Orange developed by Dr. Jeff McCormack as a tribute to Mona Spangler.] An extremely hardy, drought-resistant, brightly colored cosmos. Orange and red flowers range from solid deep red to bright orange, many with red borders and streaks. Flowers are 2-2½ in. wide. 6 ft. plants bear until frost.

#01141 Pkt (0.5 g, ~52 seeds) \$3.25



Memories of Mona

MEXICAN COSMOS OG S ☀️

(*C. sulphureus*) 68 days. [Seedstock courtesy a seed-saver in far Northern California, who received this variety from a seed-saver in Wisconsin.] 2 in. golden yellow flowers on 5-ft. plants. Vigorous plants bloom until frost.

#01203 Pkt (0.5 g, ~43 seeds) \$3.25



Mexican Cosmos

MONA'S ORANGE OG S ☀️ (C. sulphureus) 59

days. [Introduced 1990 by SESE. Family heirloom from southern California.] Radiant orange, mostly single-petalled blooms, 2-2½ in. on 6-7 ft. plants. About 10% have red-bordered petals with some interior red streaks. Blooms all summer, very hardy. #01107 Pkt (0.5 g, ~52 seeds) \$3.25

PICOTEE OG S ☀️ 56

days. Beautiful 1½-2 in. cosmos in shades of pink, red, and white, mostly with streaked petals. Good for cut flower arrangements. 4-5 ft. plants. #01135 Pkt (0.5 g, ~75 seeds) \$3.25



Picotee



Sea Shells Mix

SEA SHELLS MIX OG S ☀️ 65 days. Uniquely rolled and ruffled petals come in mixed shades of red, pink and white, giving a bi-color feel. Well-branched plants up to 6 ft. tall thrive in difficult sunny and dry spots, flowering freely all summer. #01165 Pkt (0.5 g, ~57 seeds) \$3.25; #01165D (14 g) \$8.25



Mona's Orange

ARKANSAS GREEN LINT OG S ☀️ ⌘

135 days. Soft light green cotton with short fibers and dark green seeds. The yellow-pink flowers are lovely, excellent in floral arrangements. 5-7 ft. tall plants. #72203 Pkt (~16-20 seeds) \$5.75



Arkansas Green Lint

ERLENE'S GREEN OG S ☀️ ⌘ 130 days.

[Family heirloom from Erlene Melancon in east Texas. Erlene said that she has been spinning green cotton for years and that her grandmother loved using colored cotton in her quilts.]

The fibers are light olive green and can be spun off the seed. Harvest the bolls shortly after they open so that the fiber does not fade in the sunlight. Once it is spun and washed it turns yellowish-green. 5 ft. tall plants. #72202 Pkt (~16-20 seeds) \$5.75



Erlene's Green



Naturally Colored Cotton continues on the next page.



Sensation Mix



SENSATION MIX OG S ☀️ ⌘ 45 days. [1936, AAS winner.] Our earliest cosmos. Large single flowers in a mixture of white, pink, and purple. Popular old favorite. 4-5 ft. plants. #01106 Pkt (0.5 g, ~110 seeds) \$3.00

Naturally Colored Cotton Continued

MISSISSIPPI BROWN   130 days. [Pre-1860. Once grown by enslaved Africans, this seed came from a plantation near Natchez, Mississippi via Seed Saver John Coykendall.] Drought-tolerant 5 ft. tall plants produce an abundance of light tan to golden brown cotton. Some plants have deeply lobed leaves like Nankeen.



Mississippi Brown



NANKEEN   130 days. [Pre-1860. Seed and history supplied by John House III of the Mansfield State Commemorative Area, Mansfield, LA. Introduced 1997 by SESE.] A short-fiber, naturally brown cotton grown since the Civil War. The lint is a non-fading attractive dark copper color that becomes brighter as it is washed. Branches of the plant are longer and thinner and leaves more lobed than other cotton. Unlike modern hybrids, its blooming cycle is longer, it grows well in poor dry soil, it's hardier and appears to have slightly better insect-resistance. Nankeen is planted as an ornamental in some parts of Louisiana. We include additional interesting history of the Nankeen shirt with each seed packet. #72201 Pkt (~16–20 seeds) \$5.75





Nankeen



Red-Foliated White

BACK! RED FOLIATED WHITE   120 days [From SSE member Alice Gamewel via Charles Hoehnle. Introduced 2008 by SESE.] A beautiful plant with dark red stems and leaves. 3-5 ft. tall, grows well in a container or in a flower bed. Green when it first emerges but soon develops its red coloring. The cotton is a short staple white. #72205 Pkt (16-20 seeds) \$5.75



SEA ISLAND BROWN   135 days. [Likely cross of Sea Island White and an unknown brown cotton. Introduced 2010 by SESE.] "Naked seeds" are easily removed from the lint, has a longer fiber than other browns. The tall (5-6 ft.) plants and some shine to the spun cotton both point to a Sea Island heritage. #72206 Pkt (16-20 seeds) \$5.75





Sea Island Brown

Evening Scented Primrose

Oenothera glazioviana

Biennial. Germination: 65–75°F, 14–21 days. Full sun. Sow May through July in pots or flats; transplant after several true leaves have developed. Space 16–18 in. apart. Ht. 36–48 in.

TINA JAMES' MAGIC   [Introduced 1987 by SESE.] The large fragrant blooms burst open suddenly at dusk. The crisp, yellow, showy four-petaled flowers circle a spire of reddish, swollen buds. Blooms are 2/3 open within 10 seconds or less, and fully open within 1–2 minutes! Blooming lasts 5–6 weeks or more. Will bloom indoors as a cut flower for approximately a week. Dim lights to induce flowers to open indoors in the evening. Produces a flat rosette of leaves the first year, followed by 3–4 ft. yellow spires the second year. Very hardy. During the evening the flowers are pollinated by night-flying moths as large as hummingbirds. This variety was discovered by garden writer Tina James who hosts "primrose parties" every year. Makes an interesting container plant for a deck or balcony and is a great conversation piece. #01118 Pkt (0.05 g, ~110 seeds) \$4.25




Tina James' Magic

Four O'Clocks *Mirabilis jalapa*

Annual. Germination: 70°F, 14 days. Full sun.

Direct sow in late spring. Space 12–18 in. apart. Self sows.



MARVEL OF PERU  This beautiful Four O'Clock produces many red, rose, yellow, white, and pink flowers. Excellent as a cut flower. #01146 Pkt (2 g, ~25 seeds) \$2.75





Marvel of Peru

Hollyhock *Alcea rosea*

Biennial. Germination: 60°F, 14–21 days. Full sun. Direct sow or transplant. Grows best in cool season areas sheltered from the wind. Space 12–24 in. apart. Ht. 6 ft.

BLACK   [Pre-1830.] Magnificent spikes of satiny blue-black single flowers form the second year from first-year leafy 18 in. leaf rosettes. Flowers may be used for tea. #01109 Pkt (0.40 g, ~25 seeds) \$3.25

OUTHOUSE   Mixed colored hollyhock can grow up to 9 ft. tall. Single pink, white, red and burgundy flowers. Traditionally grown near outhouses. #01145 Pkt (0.40 g, ~35 seeds) \$3.25



Black




Outhouse

Johnny-Jump-Up

Viola tricolor

Perennial. Germination: 70°F, dark required, 12 days. Full sun. Direct sow or transplant after last frost. Space 9 in. apart. Ht. 7 in.

HELEN MOUNT Old-fashioned favorite. Tricolor blooms of purple, blue, and yellow. #01111 Pkt (0.08 g, ~121 seeds) \$2.75



Helen Mount

Larkspur *Consolida ambigua*

Annual. Germination: 60°F, dark required, 21 days. Full sun. Direct sow as soon as soil can be worked. Space 8–16 in. apart. Ht. 36–48 in.

GALILEE MIX  (Delphinium consolida) 85 days. Nice mix of blue, pink, lilac, white, and rose. 3 ft. plants. #01169 Pkt (0.3 g, ~95 seeds) \$3.25



Galilee Mix

Lion's Ear (Klip Dagga)

Leonotis nepetifolia

Tender Perennial, may regrow if winter lows are above 20°F. Germination: 65-75°F, darkness required, 14-21 days. Full sun. Transplant out or direct sow after last frost. Space 2-4 ft. apart. Ht 4-10 ft.

LION'S EAR OG S 🌞 🕒 Large and sprawling, this tentacular giant is freedom loving and will certainly become a favorite if you value the wild and woolly. Hummingbirds and butterflies love its nectar-rich, fuzzy flower tubules that leap from sharp, spiky green bracts. Flowers starting late summer. The nectar has a sweet grapefruit taste, and many parts of this bitter plant have been used in traditional medicines. Moderately drought tolerant, prefers well-drained soils. If you like the unusual and unruly, this orange monster is for you! #01197 Pkt (0.25g, ~150 seeds) \$3.25



Lion's Ear

Morning Glory

Ipomoea purpurea

Annual. Germination: 70°F, 14 days. Full sun. Soak seeds 2 days, changing water every 12 hours, then direct sow or transplant after frost. Space 8 in. apart. 65 days. **Cannot ship to AZ, AR, Puerto Rico.**

GRANDPA OTT'S 🌞 🕒 [Family heirloom from Diane Ott Whealy. One of the original varieties that started Seed Saver's Exchange and the whole heirlooms movement.] Beautiful deep-purple flowers with a ruby throat that can climb 15 ft. or more. Reliably self-seeds here on our central Virginia farm and at Heritage Farm in Iowa. #01149 Pkt (1 g, ~25 seeds) \$2.75

HEAVENLY BLUE 🌞 Tall-climbing, fast-growing vine with bright 4 in. sky-blue flowers. Popular old favorite. #01115 Pkt (1 g, ~27 seeds) \$2.75



Grandpa Ott's



Heavenly Blue

French Marigold *Tagetes patula*

Annual. Germination: 70°F, 4-8 days. Full sun. Direct sow or transplant after last frost. Space 8-16 in. apart.



Lemon Drop

LEMON DROP 🌞 55 days. Our earliest marigold. 2 ft. plants with large, yellow, double blooms. Flowers from June until frost. #01114 Pkt (0.5 g, ~197 seeds) \$3.25

NAUGHTY MARIETTA OG S 🌞 75 days. Old fashioned marigold. Golden-yellow single flowers with splashes of mahogany. 2 ft. tall plants. (Similar to "Dainty Marietta," but somehow "Naughty Marietta" gets more attention...) #01167 Pkt (0.5 g, ~140 seeds) \$3.25



Naughty Marietta

RED METAMORPH OG S

🌞 75-85 days. [Bred by Alan Kapuler, named for the alien shapeshifters in Robert Silverberg's Majipoor novels.] In cooler weather, the flowers are a deep ruby color, but in warm weather splashes of orange appear as well! 2-3 ft. plants make a nice, compact annual hedge. #01173 Pkt (0.5 g, ~155 seeds) \$3.25

SPANISH BROCADE 🌞 69 days. Yellow and gold petals splashed with red flecks. An old favorite of the Brocade class. 24-30 in. plants #01138 Pkt (0.5 g, ~165 seeds) \$3.25



Red Metamorph



Spanish Brocade

Phoenician Mullein

Verbascum chaxii

Perennial. Germination: 55-70°F, 14-28 days. Direct sow or transplant. Space 15-18 in. apart. Self sows readily.

PHOENICIAN MULLEIN OG S 🌞 (Nettle Leafed Mullein) 100 days. Hardy perennial produces 3-4 ft. spires of white/mauve blooms rising above a decorative rosette of large, dark green, crinkled leaves. Plants flower the first year from seed sown indoors. Drought tolerance and self sowing habit makes it perfect for cottage gardens and informal borders. #01171 Pkt (0.05 g, ~1000 seeds) \$3.25



Phoenician Mullein

Nasturtium (Indian Cress)

Tropaeolum majus

Annual. Germination: 65°F, 14 days. Transplant or direct sow after last frost. Space 6-12 in. apart. Ht. 9-18 in.

JEWEL MIXED COLORS OG Upright, bushy growth in a mixture of colors: Red, yellow, orange, pink, and rose. Single and double flowers with some bicolored flowers. Use edible flowers in vinegar to make Indian Cress vinegar, or use flowers and leaves in salads. #01116 Pkt (4 g, ~20 seeds) \$3.50; #01116E (28 g) \$9.75



Jewel Mixed Colors Nasturtium

Signet Marigold

Tagetes tenuifolia

LEMON GEM OG S 59 days. Powerfully scented 10-20 in. tall plants with abundant 1-in. bright yellow blooms. Fern-like leaves can reach 2½ in. long x 1½ in. wide but are generally much smaller. Can be planted more closely (6-8 in. apart) than other marigolds. Petals and leaves are edible; the leaves taste very similar to Peruvian huacatay and can be used as a substitute for parsley. #01181 Pkt (0.25 g, ~370 seeds) \$3.50



Lemon Gem

African Marigold

Tagetes erecta

AFRICAN MARIGOLD, CRACKERJACK MIX OG 🌞 82 days. Classic marigold. Large, 3-4 in., double yellow and orange flowers on 3-4-ft. plants. When Ira was growing up in Florida, this was her grandmother's favorite marigold. #01183 Pkt \$3.25



Crackerjack Mix

Nicotiana *Nicotiana glauca* (Flowering Tobacco)

Annual. Germination: 75°F, light required, 14 days. Full sun. Transplant. Space 9–12 in. apart.

OLD FASHIONED MIX **OG S** ☀️ 🌿 Flowering cascades of star shaped blooms in shades of white, pink, fuchsia, maroon, and purple. Sweetly fragrant 2 in. flowers with 3 in. tubes. Ht. 36 in. #01140 Pkt (0.05 g, ~440 seeds) \$3.25



Nicotiana

Petunia *Petunia spp.*

Annual. Germination: 70°F, light required, 10 days. Full sun. Sow in flats or pots in March or April; transplant after last frost. Space 12 in. apart. Ht. 15–30 in.

OLD FASHIONED VINING PETUNIA **OG S** ☀️ 🌿 (*P. multiflora*) [Grandma Jean, our first regular staff member, recalls this heirloom petunia from her grandmother's garden. Old Fashioned Vining dates back to the early 1900s, well before Grandma Jean was born.] Ever-blooming and much hardier than modern varieties, this old favorite blooms into the fall when other annuals have faded and gone. Self-sows more readily than Balcony Petunia. Colors from white to shades of lavender and purple. Ht. 18–24 in. Sweet fragrance, reminiscent of Lily-of-the-Valley. #01131 Pkt (0.05 g, ~475 seeds) \$3.50




Old-Fashioned Vining Petunia

Phlox *Phlox drummondii*

Annual. Germination: 70°F, 7–21 days. Full sun. Transplant or direct seed 4–6 weeks before last frost. Ht. 6–12 in.

RED DRUMMOND ☀️ 🌿 80 days. [Named for Thomas Drummond, who sent seeds from Texas to England in 1835.] Texas native with clusters of 1 in. magenta-red flowers with burgundy centers and pale pink undersides; Small, pointed leaves. Very hardy – in the fall, blooms survive down to at least 20°F – a great flower for supporting pollinators! #01179 Pkt (0.3 g, ~170 seeds) \$2.75



70

Red Drummond

Poppy, Breadseed *Papaver somniferum*

Annual. Germination: 60°F, light required. 6–10 days. Direct seed. Plant in late fall to early spring. Thin to 24–36 in. apart.

BACK! CHARLOTTESVILLE **OLD OG S** 🌿 Scarlet Blooms with purple centers. Long bloom time. Thanks to Seed Savers Exchange members Christina Wenger and Patrick Holland for keeping this variety alive. #01189 Pkt (0.15 g, ~540 seeds) \$3.50



Charlottesville Old

ELKA WHITE OILSEED **OG S** 🌿 White blossoms with lavender centers, followed by good yields of pods with white seeds. Closed vents help prevent seed loss. Rare variety selected in Slovakia for oil production; also ornamental and good for using the delicious, nutty-flavored, white seeds whole in baked goods. #01194 Pkt (0.25 g, ~500 seeds) \$3.25



Elka White Oilseed



Hungarian Blue

BACK! HUNGARIAN BLUE **OG S** Beautiful bluish-purple flowers give way to attractive pods filled with poppyseed for baking. Pods can also be used in dried arrangements. Stake seed heads to prevent seed loss. Plant in late fall to very early spring. #71306 Pkt (0.15 g, ~300 seeds) \$3.50

Portulaca *Portulaca grandiflora*

Annual. 75°F, light required, 14 days. Full sun. Direct sow or sow indoors 6–8 weeks before transplanting after danger of frost. Space 6–12 in. apart.

OLD-FASHIONED MOSS ROSE **OG S** A lovely mix of semi-double and double flowers resembling miniature roses. The 6 in. plants bear a profusion of 2 in. flowers in delicate shades of yellow, rose, white, and pink. Capable of storing water in its fleshy stems, Portulaca is drought resistant and grows well even in poor soil once established. Bears until frost. #01148 Pkt (0.05 g, ~200 seeds) \$3.25



Old-Fashioned Moss Rose Portulaca

Rose Campion *Lychnis cherise*

Biennial or short lived perennial. Germination: 60–65°F, light required. Sow in fall or early spring, needs exposure to cold for good germination. Space 18 in. apart. Ht. 32 in.



Rose Campion

ROSE CAMPION **OG S** ☀️ 🌿 80 days. Bright pink-red flowers with silver-grey woolly leaves that are soft to the touch. Tall stems make it perfect for cut flowers. Deadhead spent stems to keep it blooming. Hardy and freely self sowing. #01170 Pkt (0.06 g, ~110 seeds) \$3.25

Rudbeckia

CUTLEAF CONEFLOWER See website for description and availability.



Goldsturm

GOLDSTURM ☀️ (*Rudbeckia fulgida*) [Perennial. Germination: 70°F, darkness required, 21 days. Full sun. Transplant or direct sow after frost. Space 15–24 in. apart. Ht. 24 in.] Sometimes called Black-Eyed Susan. Attractive, gold-colored 3–4 in. flowers with chocolate-colored centers. Self-sows and naturalizes aggressively. Very hardy. #01119 Pkt (0.2 g, ~20 seeds) \$3.50

PRAIRIE SUN **OG S** ☀️ (*Rudbeckia hirta*) [Biennial. Germination: 70° F, light required, 14 days. Direct Sow or transplant after last frost. Ht. 30 in.] Flowers up to 5 in. with unique green centers, and petals in two shades of yellow. Highly valuable to pollinators. Great as a cut flower. May self-sow. #01200 Pkt (0.2 g) \$3.75



Prairie Sun

Sage *Salvia coccinea*

Perennial in the tropics, usually grown as an annual. Germination: 60–75° F, light required, 10–30 days. Direct sow or transplant after last frost. Ht. 4 ft.

SCARLET SAGE **OG S** ☀️ Native to the southern US. Spikes of red flowers that attract hummingbirds and butterflies from early summer until frost. Not a culinary type. #01208 Pkt (0.3 g, ~183 seeds) \$3.25



Scarlet Sage



Sculpit

Sculpit *Silene vulgaris*

NEW! SCULPIT OG S 🌞 ⌘ (Bladder Campion, Stridolo, Maidenstears) (*Silene vulgaris*) [Perennial in zones 7 and up. Germination: 15-25 days, 65-75 degrees. Sun to part shade. Space 10-15 in apart. Height 18 in.] Young leaves are used in dishes including salads, risottos, and omelets, especially in southern Europe. Leaves have mild herbal flavor and a lance-like shape. Clusters of nodding, balloon-like flowers with white petals at the tips. May self sow. #01211 Pkt (0.15g, ~238 seeds) \$3.50

Sweet Pea *Lathyrus odoratus*

Annual. Germination 55°F, requires darkness, 15 days. Full sun. Soak seed 24 hours, direct sow in fertile soil as soon as soil can be worked. Space 6-12 in. apart. Does best in cooler temperatures.

NEW! MAMMOTH MIX OG 🌞 🌟 Fragrant mix of big flowers in many shades of red, white, blue, pink, and purple. Long stems are nice for cut flowers. 4-6' plants have good heat tolerance, are best trellised. (Note: toxic in large quantities.) #01212 Pkt (2 g, ~27 seeds) \$3.25



Sweet Pea



Sweet William

Sweet William *Dianthus barbatus*

Perennial. Germination: 60-70°F, 14-30 days. Direct sow in spring or fall or transplant after danger of frost. Space 12-15 in. apart. Ht. 12-18 in.

SWEET WILLIAM OG S 🌞 ⌘ A sweet-scented perennial usually treated as an annual. Brilliant little flowers are tinged with pink, red, purple, or violet. Prefers a moist but well-drained soil in full sun (partial shade in the South). Used as a spring bulb cover and as a long lasting cut flower. Reseeds easily. #01166 Pkt (0.07 g, ~67 seeds) \$3.25

Zinnia *Zinnia spp.*

Annual. Germination: 70°F, 7 days. Full sun. Direct sow or sow indoors 3-4 weeks before transplanting after the last frost. Space 12-24 in. apart depending on plant height. Easy to grow.



Cactus-Flowered

CACTUS-FLOWERED OG S 🌞 🌟 Spiky looking 2-5-in. blooms are a striking contrast to regular zinnias, bringing cactus flowers to mind. Mixed colors, 30-54 in. plants bloom over a long season. #01184 Pkt (0.5 g, ~65 seeds) \$3.25; #01184C (7 g) \$7.25

PERUVIANA RED OG S


🌞 ⌘ (*Z. peruviana*) [Pre-1700. Introduced 1992 by SESE.] Flowers of uncluttered simplicity and antique elegance. Single blooms, 1½ in. diameter, are bronze-red, changing to antique-red, then fading to pastels of red. Appropriate for historical gardens, mass plantings, rockeries, or natural settings. Ht. 18-24 in. #01124 Pkt (0.5 g, ~70 seeds) \$3.25



Peruviana Red

PERUVIANA YELLOW OG S

🌞 ⌘ (*Z. peruviana*) [Pre-1700. Introduced 1994 by SESE.] Single blooms, 1½ in. diameter, are yellow changing to light yellow. Appropriate for historical gardens, mass plantings, rockeries, or natural settings. Ht. 18-24 in. #01125 Pkt (0.5 g, ~125 seeds) \$3.25



Peruviana Yellow

RED BEAUTY OG S

Beautiful dark red double flowers with gold-tipped centers. 4-5 in. flowers on 3-ft. tall plants. Long stems and great vase life make this an ideal cut flower. #01175 Pkt (0.5 g, ~62 seeds) \$3.25



Red Beauty

STATE FAIR MIX

(*Z. elegans*) Large 4 in. single, double and semi-double blooms in mixed colors on 48 in. tall plants. Tolerant to alternaria and mildew. A wonderful cut flower for bouquets. Popular variety. #01126 Pkt (1 g, ~125 seeds) \$2.75



State Fair Mix

Tithonia *Tithonia rotundifolia* (Mexican Sunflower)

Annual. Germination: 68-86°F, 8 days. Full sun. Direct sow or sow indoors 3-4 weeks before transplanting after the last frost. Space 24 in. apart. 58-62 days. Ht. 5 ft. Do not over-fertilize; plants may grow to 6-8 ft.

RED TORCH OG S 🌞 ⌘ 58 days. [1951, AAS winner.] A member of the sunflower family. Flowers are 3½ in. orange discs surrounded by orange-red petals. Highly branched. Attracts butterflies. Spectacular in mass plantings. #01122 Pkt (0.5 g, ~38 seeds) \$3.25; #01122C (7 g) \$7.50

YELLOW TORCH OG S 🌞 62 days. A color breakthrough, the first yellow-flower Tithonia. Flowers are 3 in. orange discs surrounded by yellow petals. #01123 Pkt (0.4 g, ~43 seeds) \$3.25



Red Torch



Yellow Torch



pollinators on fennel

Wild Garden Perennial Insectary

OG S 🌞 The backbones of a spring through fall oasis for your resident beneficial insects. A complement of self-sowing annuals, biennials, and perennials provide food, shelter, and pollen. Broadcast or sow in rows 14 in. apart, thinning to a final spacing of 12 in. Manage plants by weeding and thinning volunteers each spring. The leaves are edible. Includes fennel, Korean mint, garden sorrel, chervil, parsley, chicory, cress, turnip, mustard, calendula, amaranth, and orach. #92010 Pkt (7 g) \$9.50

Sunflowers *Helianthus annuus*

Culture: Annual/70°F/LD/14 days/sun/direct sow in May or June/space 12–18 in. apart. Taller varieties may need staking. Early in the growth stage, place a pole at the base of the stalk. As the stem grows, use twine or soft ties to secure it to the stake every 6 ft. or so. **History:** Some archaeologists believe that Native Americans may have cultivated sunflowers as early as 3000 B.C. **Uses:** You can leave any remaining seed-heads in the garden for fall and winter visitors. Or you can cut and dry the seed-heads indoors. Throughout the winter months, tie dried heads to fences or to your deck or suspend in trees to feed birds.



Mammoth

Confectionery Sunflowers

MAMMOTH OG 🌻 71 days. Stalks average 9 ft. tall and may reach a height of 10 ft. or more. Heads average 11 in. across, with some reaching 14 in. or more when plants are well grown. Gray and black seeds. Space 18 in. apart. #05106 Pkt (7 g, ~70 seeds) \$3.00; #05106E (28 g) \$6.25

Oil Seed Sunflowers

PEREDOVIK OG S 🌻 55 days. Commercial Russian cultivar used for making sunflower oil; also used as a source of sunflower seed in bird seed mixes. 4–5 ft. stalks, mostly poly-headed. 4–11 in. blooms. Elongated black seeds. Great for feeding wild birds. #05201 Pkt (4 g, ~76 seeds) \$3.25



Hopi Dye

Dye Seed Sunflowers

HOPI DYE OG S 🌻 62 days, 95 days for seed. Purple-black seeds are used by the Hopis as a natural dye source, especially for coloring baskets. Seeds may also be used for food or feed, and this is the best variety for dehulling. 7–11 ft. stalks with 5–13 in. heads, mostly poly-headed. Yellow rays surround attractive purple-green centers. Adapted to cool, high desert areas, but can be grown elsewhere. If grown for seed, plan to mature seed in driest part of the growing season. Mounding soil around the base of stalks helps keep plants upright. #05401 Pkt (3 g, ~45 seeds) \$3.25

Dwarf Sunflowers



Short Stuff

SHORT STUFF OG S 🌻 54 days. [Selected by Merlyn and Mary Ann Niedens of Illinois.] Beautiful 5–7 in. golden yellow flowers borne on 30 in. plants, perfect for borders and growing seed to feed the birds in winter. Rogue out the occasional tall plant to keep your border neat. A great alternative to PVP varieties. #05314 Pkt (2 g, ~40 seeds) \$3.25

SUNSPOT OG 🌻 65 days. 4–4½ ft. high dwarf sunflower. Produces a single large flower head 8–12 in. in diameter. Yellow flowers with golden brown centers. Can be grown as an ornamental or used for edible seed or bird food. Great for children. #05312 Pkt (4 g, ~60 seeds) \$3.00



Sunspot

TEDDY BEAR 🌻 59 days. An attractive double-flowered ornamental with 3–5 in. yellow to light orange blooms on compact 3 ft. plants. Excellent for cut flowers. #05306 Pkt (4 g, ~225 seeds) \$2.75



Teddy Bear



Selma Suns

Ornamental Sunflowers

We chose the sunflower for our logo because it symbolizes for us the unity of beauty and utility, and serves as a reminder of the boundless source of life's energy and creation. We offer sunflowers for both the body and the spirit.

AUTUMN BEAUTY

🌻 70 days. 3–5 in. flowers in light fall colors. The poly-headed 5–7 ft. stalks may require staking once the seed heads have formed. Excellent tall screen, cut flower, and food source for self-feeding small birds. #05301 Pkt (4 g, ~120 seeds) \$3.00; #05301E (28 g) \$7.25



Autumn Beauty



Evening Sun

EVENING SUN OG 🌻 53 days. Shades of autumn colors ranging from red, mahogany-red, burgundy, russet-bronze, vivid gold, all in bicolor blends. 3–5 in. flowers. Plants grow 6–8 ft. tall with a number of secondary blooms. #05309 Pkt (2 g, ~50 seeds) \$3.00; #05309D (14 g) \$7.50

INCA JEWELS OG S

🌻 60 days. An early blooming ornamental mixture of 5 or more floral types ranging from soft yellow to bright yellow, some flowers with halos ranging from maroon to red-brown to copper. Secondary and tertiary flowers are borne on 7-ft. sturdy stalks. Flowers are ¾ in. across with large burnt-orange discs. An excellent cut flower or showy hedge. #05303 Pkt (2 g, ~120 seeds) \$3.25



Inca Jewels

SELMA SUNS OG S 🌻 61 days. 7–8 ft. sturdy plants support between 6–30 heads with many striking earth tone colors including red, orange, brown, green, and yellow. Many multi-color flowers. Heads range from 3–6 in. and store well as cut flowers. #05313 Pkt (2 g, ~56 seeds) \$3.25; #05313D (14 g) \$8.75



SENECA **S**   56 days. [Native American heirloom. Thanks to Tony West for our seedstock. Introduced 2020 by SESE.] 6-10 in. yellow flowers, usually one large flower with many smaller flowers. 7-9 ft. tall plants. Mix of grey, white, and black seeds. **#05317 Pkt (3 g, ~55 seeds) \$3.25**





Seneca



Silverleaf

SILVERLEAF SUNFLOWER **S**   (*H. argophyllus*) 54 days. Very unusual – silvery green, soft, fuzzy leaves like Lamb's-ear! 6-15 ft. plants have many branches. 2-4 in. bright yellow flowers with ¾-1½ in. centers. Highly attractive to pollinators and birds, blooms until frost. Rare species native to the Gulf Coast and southern Texas. Crosses with common sunflowers. If planted early, the plants can get up to 15 ft. tall, with the stalks bending to keep their balance. Late in the season tall plants may shed their lower leaves, so some gardeners pair these with another plant like zinnias in front to preserve the modesty of the lower bare stems. **#05701 Pkt (1 g, ~110 seeds) \$3.75**


TAIYO **OG**   68 days. [Japanese heirloom; in Japanese, "taiyo" means "sun."] 3-6 in. golden-yellow heads on 6 ft. plants, long blooming period. **#05316 Pkt (4 g, ~99 seeds) \$3.00**



Taiyo



Velvet Queen

VELVET QUEEN  55 days. 4-6 in. flowers in gold, brown, cream, orange, and muted reds and violets. Well-branched, sturdy, poly-headed 6-7 ft. plants. Use for cut flowers and tall borders. **#05311 Pkt (4 g, ~140 seeds) \$3.00; #05311E (28 g) \$7.25**

Everlasting Flowers Drying flowers for year-round blooms.



Jewels of Opar See Greens, p. 21

Job's Tears *Coix lacryma-jobi*

Annual. Germination: 70 degrees, 21 days. Scarify to speed germination. Full sun. Direct sow or transplant after last frost. Space 2-3 ft. apart.



Job's Tears



JOB'S TEARS **OG** **S**   110 days. ¼ in. x ⅜ in. tear-shaped seeds in an attractive mix of mottled patterns dominated by shades of gray, with some black and white. Seeds are easily threaded and frequently used in rosaries and other beaded accessories. Seeds borne in clusters on mostly 3 ft. tall grass plants; some plants reach about 5 ft. tall. Hard pseudocarps make this variety unsuitable for culinary use. **#01622 Pkt (4 g, ~19 seeds) \$3.50 Cannot ship to HI.**



Nigella
Love-in-a-Mist

Nigella (Love-in-a-Mist) *Nigella damascena*

Annual. Germination: 60°F, 21 days. Full sun. Direct sow after frost since it does not transplant easily. Space 9 in. apart. 75 days. Self sows readily.

NIGELLA LOVE-IN-A-MIST MIXED COLORS **OG** **S**   An old-fashioned flower from southern Europe sometimes called Fennel Flower because of its nutmeg-flavored seeds. Mixed flowers in shades of blue, pink, white, and purple, averaging 1½ in. in diameter. **#01605 Pkt (0.2 g, ~77 seeds) \$3.25**

Strawflower *Helichrysum bracteatum*

Annual. Germination: 60°F, light required, 10 days. Full sun. Sow indoors in March, transplant after frost. Space 9-12 in. apart. Harvest flowers when blooms are 2/3 open. The flowers keep for months, great for indoor color after fall frosts.



Strawflower Tall Mix

STRAWFLOWER TALL MIX  Standard tall strawflower with mixed colors: yellow, bronze, crimson, white, and shades of rose. **#01608 Pkt (0.2 g, ~280 seeds) \$2.75**

Ornamental Wheat *Triticum sp.*

An excellent addition to dried flower arrangements. All require full sun for good color development. Plant in the spring as soon as soil can be worked. Matures in mid-to-late summer. Space 12 in. apart.



Black Eagle

BLACK EAGLE **OG** **S** [24-36 in.] Mostly black, ornamental hard red spring wheat with black awns and black/white glumes. **#01611 Pkt (7 g, ~175 seeds) \$3.00**

Our flower selection

emphasizes open-pollinated traditional favorites. Many people have told us that they enjoy the single-flowered old fashioned types because of their elegant simplicity and beauty, and others have commented that the fragrance has been bred out of many modern varieties. Our Seed Shares exchange policy (pg. 85) also applies to family heirloom flowers. With your help we all may be able to enjoy the fragrance and simplicity of old-fashioned flowers in modern gardens.

Grain Amaranth *Amaranthus spp.*

Amaranth has been grown as a staple crop for at least 8,000 years in Central American cultures. Amaranth has many valuable qualities: (1) high content of lysine-rich protein, (2) high mineral and vitamin content, and (3) ability to grow at high temperatures when many other crops become unproductive. **Pest Control:** Try using amaranth as a trap crop or decoy crop for cucumber beetles, which are highly attracted to amaranth. This strategy may reduce the number of beetles on cucurbits planted nearby. **Culture:** Two weeks after last frost, sow seed ¼–3/8 in. deep, 1 in. apart in rows 2–3 ft. apart. Keep moist until seed has germinated. Thin to 4–10 in. apart. Established they withstand dry soil. Too much nitrogen causes plants to lodge. Amaranth is a nitrate accumulator, so avoid any synthetic nitrogen. Plant height is very dependent on soil fertility and moisture content. **Seed Harvest:** Seed heads mature unevenly. Some early seed may be collected by “massaging” the seed heads above a bucket. To harvest later maturing seed wait until after frost to cut the seed heads. Thresh the seed heads (while wearing a dust mask), screen out the chaff, and winnow the seed. Freshly harvested seed may have a high moisture content. Spread the seed in thin layers until it has fully cured. **Preparation:** Grind grain in a flour mill, sprout it, pop it like popcorn, or use it in hot cereal. **Seed Savers:** Amaranth is primarily self-pollinated. Separate varieties by at least 150 ft. for pure seed. **Packet:** 2 g unless otherwise stated (about 1700 seeds) sows 65–130 ft.



Mayo Indian & Golden Amaranth

BACK! GOLDEN S (Amaranthus hypochondriacus) 80 days. A high-quality Aztec grain amaranth. Stalks and leaves are golden yellow with bronze-gold seed heads. Stalks average 6 ft. Can be used as a dry land/irrigated amaranth. In the far north long days may delay flowering. #72101 Pkt \$3.50

MAYO INDIAN OG S (A. cruentus) 90 days. [From Sonora, Mexico.] Very vigorous variety with sturdy stalks. Can reach 7-8 ft. tall in good conditions. Primarily used for grain or to make pinole and atole. The leaves may also be used like spinach. Black seeds. The stalks, leaf veins, and large seed heads are a beautiful maroon red, a bright contrast to the green foliage. Makes a nice ornamental as well. #72103 Pkt (1 g) \$3.00

Buckwheat

Fagopyron esculentum

BUCKWHEAT OG

30–45 days as a green manure crop, 80 days for grain. Wait until grain heads form if you want the crop to re-seed. May be used as a nutritious cereal grain or pancake flour. Young leaves may be added to salads.

The deep root system of buckwheat is good at mining subsurface minerals and it is an excellent crop for utilizing the nutrients in rock powder fertilizers. Sow any time between last spring frost and 1 month prior to first fall frost. A great quick summer crop – fast-growing plants choke out weeds, bees love the white flowers that appear in 4–5 weeks, and the tender stems are easy to cut down when the crop's done. For a fall/winter cover crop we recommend sowing buckwheat together with crimson clover. The buckwheat acts as a nurse crop for the crimson clover during the heat of the day. In the fall, the buckwheat is killed by frost. 1 lb sows 400 sq. ft. #73101 Pkt (1 lb) \$7.75; #73101A (4 lbs) \$18.75



Buckwheat

Grinding Corn Pgs. 14–16.

Pearl Millet

Pennisetum glaucum

PEARL MILLET (HYBRID TYPE)

Excellent warm-season cover crop grass – drought-tolerant, handles poor and acidic soils. At 3-6 ft. tall, it won't get as big and unwieldy as sorghum-sudangrass! Sow after last frost – usually 2-4 weeks after – wait for soil to warm to at least 65°F. Hybrid-type plants don't set viable seed. ½ lb sows 700–2100 sq. ft. #73213 Pkt (½ lb) \$3.75



Pearl Millet

Barley *Hordeum vulgare*

NEW! PURPLE KARMA

OG S [Rare Tibetan variety, first collected in 1924 in the Himalayas, and more recently a standout in OSU's Barley Project trials.] Naturally hullless variety, easy to grow, good drought tolerance. Beautiful purple seeds turn reddish-brown after cooking. Plant in spring in colder areas, or in fall in areas with mild winters. ¼ lb sows 100 square ft. #73271 Pkt (¼ lb) \$9.00



Purple Karma

Legume Cover Crops

Legume cover crops belong to the Fabaceae (Leguminosae) plant family, commonly called the pea or bean family. They all share a common trait: they form symbiotic relationships in their roots with nitrogen-fixing bacteria found in plain old garden soil. Plant these cover crops to create an astounding underground community that pulls nitrogen out of the air! Most of the nitrogen winds up in the plants themselves, not the soil, so for the most benefit, till these crops under when they're still live and green... before they die back and release all that nourishing nitrogen back into the atmosphere!

Legume Inoculant see p. 81.

Clover *Trifolium spp.*

CRIMSON CLOVER

OG (*Trifolium incarnatum*) (annual) Upright winter annual resembles red clover in size and growth, but with longer, bright crimson blooms. Widely used in Mid-Atlantic areas where winter lows stay above 10°F. Sow from mid-July through mid-September. ¼ lb. sows 450 sq. ft. #73204 Pkt (¼ lb) \$7.25



Crimson Clover

RED CLOVER

OG (*Trifolium pratense*) (biennial) Rapid-growing green manure crop to 10–18 in. The flowers can be harvested for tea. Sow in the spring or fall for turndown to incorporate organic nitrogen into the soil. Sow in the aisles between taller crops to deter weeds. Buckwheat may be used as a nurse crop to aide germination of clover in summer heat. The clover will grow slowly under the buckwheat until fall frost kills the buckwheat and allows the clover to establish quickly. This method eliminates fall tilling. Seed coated with Apex Green Hydroloc, an organically-approved blend of minerals and beneficial bacteria. ¼ lb sows 500 sq. ft. #73201 Pkt (¼ lb) \$5.50



Red Clover



White Dutch Clover

WHITE DUTCH CLOVER (*Trifolium repens*) (perennial) A low-growing (4–8 in.) clover sometimes used in grass seed mixtures. Can be sown between garden rows or used as a living mulch to add nitrogen and to smother out weeds. Sow in late winter, spring, late summer, or fall. ¼ lb sows 1000 sq. ft. #73202 Pkt (¼ lb) \$5.75

Austrian Winter Peas

OG (*Pisum sativum subsp. arvense*) (annual) Sow Aug. 15–Nov. 1 as a winter cover crop in zones 6 and up. Hardy to 0°F. A great edible cover crop – snip off the tendrils and growing tips for salads! At the shelly stage, seeds are tasty, but much smaller than those of regular shelling peas. Flowers earlier (April) than hairy vetch. For maximum nitrogen fixing, wait until at least 50% of the plants have flowered before mowing crop. Sow at rate of ½–1½ lb per 500 sq. ft. Best sown with annual rye in a ratio of 1 lb peas to 4 lbs rye. **#73205 Pkt (½ lb) \$3.75**



Austrian Winter Peas

Hairy Vetch

OG (*Vicia villosa*) (annual) Sow Aug. 1–Nov. 1 as a winter cover crop. Grows slowly in fall, then rapidly in spring, putting out beautiful purple flowers that bees love. Highly efficient nitrogen fixer; for maximum nitrogen fixing, wait until at least 50% of the plants have flowered before mowing crop. Mow it in the spring after flowering starts and transplant tomatoes or other large plants directly into the vetch, or till under. Best sown with annual rye in a ratio of 1 part vetch to 4 parts rye. Or, sow alone at rate of ½ lb per 500 sq. ft. **#73203 Pkt (½ lb) \$5.75**



Hairy Vetch

IRON & CLAY – See Southern Peas (p. 37).



Sunn Hemp

SUNN HEMP (*Crotalaria juncea*) [Native to South Asia.] Summer cover crop can grow to 6 ft. within 60 days. Fixes lots of nitrogen, suppresses nematodes, thrives in heat, tolerates drought, pulls nutrients from deep in the subsoil, and dies with frost. Day-length-sensitive plants produce lots of attractive bright yellow flowers late in the season but won't mature seed above 28°N latitude (i.e., only makes seed in s. Florida and the s. tip of Texas). Best planted in rows 2–3 feet apart. In warm areas, mow when plants reach 5–8 ft. to keep stems from becoming too massive and fibrous. ¼ lb sows 250 sq ft. Traditionally used for soil improvement and fiber. **#73221 Pkt (¼ lb) \$3.75**

Oats *Avena nuda*

OATS, HULLLESS **OG**

OG Growing your own oats is easy with Hullless Oats. Sow in early spring as soon as the ground can be worked. Harvest in mid- to late summer, thresh, and winnow. Hullless Oats lack the indigestible husk of common oats; they do have a hull, but it's easily threshed off. Grind into oat flour or crack in a grain mill to make oatmeal. Oatstraw, the green leafy stems, can be harvested for tea. For a winter cover crop, sow in late summer; in cold areas, oats will get winter-killed when temperatures drop below 10°F, and the crop residue is then easy to work under for planting early spring crops like peas and potatoes. ½ lb sows 175–250 sq. ft. **#72552 Pkt (½ lb) \$4.75**



Hullless Oats

Radish *Raphanus sativus*

DAIKON RADISH COVER CROP **OG**

Cover crop radishes have gained much traction in recent years, especially in no-till systems, because of how well they break up compacted soil. Winter kills them where temps regularly get below 20°F. Residue decomposes quickly and releases its nitrogen early. Channels created by radish roots improve infiltration, drainage, soil warming, and growth of the next crop's root systems. Other advantages of cover crop radishes include rapid fall growth, weed suppression, high biomass, excellent scavenging of nutrients, and suppression of root knot nematodes. Generally good eating quality, but expect more variability than with radish varieties selected for food. Sow with caution if there are harlequin bugs in your area; one strategy for fighting harlequin bugs is to ensure that at some time of year there are no crops in the radish family for the bugs to feed on. Sow –late July–mid-Sept. Sow alone at ¼ lb per 1,000 square feet, or mix with other cover crops. **#73244 Pkt (¼ lb) \$4.95**



Daikon Radish Cover Crop

Wheat *Triticum aestivum*

WHEAT, HARD WINTER, NU EAST **OG S**

[2009, ARS/USDA.] A great new wheat variety bred for the Southeast, a favorite for many bakeries. High yields, very good wheat rust resistance. ½ lb. sows 125–250 sq. ft. as cover crop or 250 sq. ft. as grain crop. **#72802 Pkt (½ lb) \$3.75; #72802A (4 lbs) \$18.75**



Nu East

Rice *Oryza sativa*


Culture: Rice needs nitrogen-rich soil. Rice does not need to be flooded – flooding is traditionally used for weed control – but plants will need an inch of rain or irrigation per week. Direct seed or transplant healthy seedlings, rows 9–12 in. apart, 6 in. in rows. Keep well-weeded – don't let grass weeds become mixed up in your rice! **Harvest:** Finches and other birds love rice, so use bird netting to protect the mature seedheads. Harvest when seeds are brown, gently pulling mature seeds off the stalks, harvesting several times over a period of a few days. For eating, rice needs to be de-hulled, which requires specialized machinery, such as Grain Maker's Homestead Huller.



Carolina Gold

CAROLINA GOLD S [1685 or earlier. The main rice grown in Carolina wetlands for hundreds of years. Seedstock from Anson Mills.] Golden long grain rice. Slow Food USA, in the Ark of Taste listing, praises its “stunning subtle green tea, nutty almond and floral aromas and flavors. Carolina Gold brown rice tastes almost like barley with a nutty taste and a little bit of a sweet finish. It has a beautiful chewy texture.” **#72555 Pkt (7 g, ~230 seeds) \$3.75**

CHARLESTON GOLD S [Seedstock thanks to the Carolina Rice Foundation.] A modern refinement of the classic Carolina Gold, keeping its great flavor, color, and texture, but with the bonuses of longer and more fragrant grains, as well as shorter stalks to make the plants more storm-hardy. **#72557 Pkt (7 g) \$3.75**



Hmong Sticky

BACK! HMONG STICKY S [Seedstock from Chu Yang in Claremont, NC. Introduced 2009 by SESE.] Traditional Asian variety yields good harvests from 4–5 ft. tall plants. **#72554 Pkt (7 g, ~236 seeds) \$3.75**

Grains & Cover Crops continue on the next page.

Winter Rye *Secale cereale*

WINTER RYE, COMMON **OG**

Rye cover crop is great for controlling erosion, adding organic matter, enhancing soil life, and suppressing weeds. Its extensive root system makes it among the best green manures for improving soil structure. It is an excellent soil renovator and pioneer crop for new fields. Rye is very good at releasing phosphorus and potassium. It also stabilizes excess soil and manure nitrogen. Rye and vetch together are one of the preferred cover crops for no-till tomato planting. Rye is also good for animal grazing; it's highly palatable and of good nutritional quality, and regrows after grazing. Rapid establishment and growth together with germination suppression make rye an excellent choice preceding organic transplants. Sow Aug. 1–Nov. 15 as a winter cover crop. ½ lb sows 85–125 sq. ft. Plant at 4–6 lbs per 1000 sq. ft., or 60–112 lbs per acre. **#72702 Pkt (½ lb) \$3.50; #72702A (4 lbs) \$17.75**



Sesame *Sesamum indicum*

Culture: Vigorous, heat-loving plants. Direct seed or transplant after last danger of frost. Space plants at 8-24 in. May benefit from staking. Harvest either by cutting stalks when there are more brown pods than green and standing them upright to dry, or by cutting dried stalks with open pods. Turn dried stalks upside down over a tarp or cloth, shake seeds out, and winnow.

BENNE SESAME

S **OG** **S** 160 days. [Thanks to David Shields for seedstock.] An old-fashioned sesame, common in 19th century Southern cooking, traditionally processed into flour and oil. Richly flavored brown seeds with lower oil content than modern sesames. 7-ft. plants. **#72622 Pkt (1.5 g) \$3.00**



SHIROGOMA WHITE SESAME **OG S** 150 days. The highest-yielding sesame in our trials, with 8-ft stalks. White seeds similar to the sesame commonly found in food markets. **#72623 Pkt. (1.5 g) \$3.25**



Sorghum & Broom Corn *Sorghum bicolor*

Classification and Historical Notes: Sorghum originated in Africa, where it has been cultivated since 2,200 B.C. Though sorghum may have been grown in the U.S. as early as 1700, the first recorded introduction was by William R. Prince of Flushing, NY in 1853. By 1859 it was grown in 32 states. There are four main classes of sorghum and many cultivars: (1) cane sorghum with sweet stalks used for making syrup, (2) grain sorghum used for feed or for making flour or cereal, (3) broom corns, and (4) grass sorghum used for pasturing. Sorghum has excellent resistance to drought due to its extensive root system. It is a valuable crop in dry areas since it will produce grain where corn may fail. **Culture:** Sorghum is planted in the same fashion as corn, with similar spacing. (See corn section.) Sow seeds ½–¾ in. deep. **Seed Harvest:** Seed is mature for harvest when the seed stalk has started to dry. Cut the stalk, allow to dry further under cover, strip the seeds by hand, and winnow to clean. Grain sorghum can be used like flour corn. It is especially good for making pancake flour. **Syrup Harvest:** In the fall, strip the leaves, and after cutting the cane into convenient lengths, crush the cane and press out the juice into a pot. Cook to reduce the liquid until it reaches the consistency of maple syrup. The sweet canes of cane sorghum can be peeled and chewed like candy – we like to plant a small patch for snacking. **Seed Savers:** Isolate ½ mile from other sorghum, broom corn, grass and sudan grass. **Packet:** 7 g (about 350 seeds) sows 50 ft.

SWEET SORGHUM: PRODUCTION & PROCESSING

[George Kuepper.] A simple guide to small-scale, ecological production of pure sorghum syrup. Chapters on harvesting, milling, juicing, cooking, packaging, labeling, pricing, and more. Includes sources of supplies and equipment. Softcover, 2020 edition. 122 pp. **#91134 \$18.00**



BLACK AMBER CANE **OG S** **OG S** 99 days. [Heirloom sent to us from R. C. Mauldin of the Southwestern Seed Service Lab in Waco, TX. Reintroduced by SESE 1997.] One of the earliest sweet canes introduced to American agriculture. Not as sweet as other syrup sorghums. As a silage crop it has the hay and wild game quality of 'Merit.' A good intercrop with beans and peas. 8–9 ft. stalks, loose heads of shiny black seeds are grown by many folks for their chickens. **#72606 Pkt \$3.25; #72606F (¼ lb) \$13.50**

CORAL **S** **OG** [From the Shilluk, or Chollo, people of Malakal, South Sudan, via the USDA and the Experimental Farm Network.] Multi-use and high-yielding. Huge stalks, 1½ in. wide and 9–12 ft. tall. Sometimes tillers to produce multiple stalks per plant. Sweet stalks are good for syrup or chewing. Immature sorghum seeds are a traditional food both in Sudan and in South India; this variety is ready when the highest seeds have just begun to turn purple. We found them tasty but still haven't managed to thresh them efficiently. Mature seeds can be ground into flour, cooked whole, or popped like popcorn, making for an impressive range of foods from one variety. **30% of proceeds from this rare variety will go to the Experimental Farm Network and their seed grower, to support their work to preserve and return varieties from communities endangered by war. #72616 Pkt \$3.25**



DELLA **S** 115 days. [1991, Virginia Polytechnic U.] Similar to Dale, good disease resistance, makes mild light syrup. A week earlier than Dale, with more variable stalk height (10–11 ft.). **#72612 Pkt \$3.00; #72612F (¼ lb) \$12.50**



IOWA SWEET **S** 110 days. [Sand Hill Preservation Center.] A very sweet sugar cane type, about 9 ft. tall with juicy stalks. **#72610 Pkt \$3.00**



NEW! KORJAJ **OG S** 110 days. [Darfur, Sudan] Shorter stalks than most sorghums mean this variety is primarily used for grain – huge seed heads! -- though the sap does have good sweetness. Stalks reached 10 ft. in our garden. This early variety is suited to a wide range of climates, including areas with a short season. **30% of proceeds go to the Experimental Farm Network, to support their work to preserve and return varieties from communities endangered by war. #72618 Pkt \$3.50**



MENNONITE **OG S** 105 days. [Mennonite heirloom from Jamesport, MO area.] This old fashioned cane sorghum is used to make light-colored syrup for pancakes or waffles. 7–9 ft. tall stalks. The red-hulled seed may be ground to make flour, especially for pancakes. **#72604 Pkt \$3.25; #72604F (¼ lb) \$13.50**



Rainbow Broomcorn

RAINBOW BROOMCORN **OG S** 🌞 ⌚ 110 days. Gorgeous ornamental. 7–8 ft. tall mix of colorful sprays of red-bronze, brown, black, and burgundy, plus natural straw color. #72615 Pkt \$3.25

SUGAR DRIP **OG S** 🌞 ⌚ 102 days. One of the earliest-maturing varieties for the South, and one of the most widely grown varieties in the southern mountains. Grows 6–8 ft. tall; susceptible to lodging if not harvested early. Used for early production of very good quality syrup. #72608 Pkt \$3.25; #72608F (¼ lb) \$13.50



Sugar Drip

TARAHUMARA POPPING **OG S** 🌞 ⌚ 115 days. [From the Tarahumara people of NW Mexico.] The dried seeds can be popped like popcorn! Small, white seeds with nutty flavor. As with popcorn, the seeds need to dry a good while after harvest before they'll pop well. Unlike popcorn, unpopped kernels in the pan are tender enough to eat. 10–12 ft. tall plants. #72607 Pkt \$3.25; #72607F (¼ lb) \$12.50



Tarahumara Popping

🌿 Books 🌿

by Ira Wallace of Southern Exposure Seed Exchange

Grow Great Vegetables: gardening guides written specifically for your state!

Five new Southeastern state-specific gardening books by Southern Exposure's own gardening expert Ira Wallace. Ira takes the regional info you all expect from her and makes it specific for each of 5 states. Learn what to plant, when to plant and harvest for the best results in the regions of each state from monthly planting guides. Each book provides the info you need to succeed in growing vegetables, herbs and fruits in your state. Covers building fertile soil, mulch, crop rotation, climatic zones, first and last frosts, best varieties and other tips for an abundant harvest year-round in your garden.

GROW GREAT VEGETABLES IN VIRGINIA softcover pp 248, #91201 \$19.95

GROW GREAT VEGETABLES IN NORTH CAROLINA Softcover pp 244, #91198 \$19.95

GROW GREAT VEGETABLES IN SOUTH CAROLINA Softcover pp 244, #91199 \$19.95


GROW GREAT VEGETABLES IN GEORGIA softcover pp 244, #91197 \$19.95

GROW GREAT VEGETABLES IN TENNESSEE softcover pp 244, #91200 \$19.95



A quintessential guide for our region.


VEGETABLE GARDENING IN THE SOUTHEAST, THE TIMBER PRESS GUIDE TO [Ira Wallace.] Southern Exposure's own gardening expert Ira Wallace gives home gardeners the regionally specific information needed to succeed in our hot, humid climate. It features what to plant, when to plant, and when to harvest, based on our climate, weather, and Ira's decades of experience. The Southeast region includes Alabama, Arkansas, northern Florida, Georgia, Kentucky, Louisiana, Maryland, Mississippi, N. Carolina, S. Carolina, Tennessee, Virginia, W. Virginia, and a slice of NE Texas. Monthly planting guides show exactly what you can do in the garden from January through December. The "Skill Sets" in the book go beyond the basics, with tutorials on seed saving, worm bins, and much more. This book also includes a comprehensive gardening primer and an A-to-Z of edibles—a detailed guide for the region's tried-and-true varieties. Softcover, 216 pp. #91178 \$19.95



Pam Dawling, Twin Oaks Community Farm

Our neighbor and *Growing for Market* contributing editor Pam Dawling offers these excellent, informative, and highly detailed gardening guides. Highly recommended.

SUSTAINABLE MARKET FARMING [Pam Dawling.] A practical guide for farmers or serious gardeners raising a variety of crops on a few acres. Pam is a contributing editor to *Growing for Market* magazine. She provides a wealth of how-to growing details, time-saving field techniques, and extensive info on variety selections with a welcome Southeastern flavor from her years of experience providing year-round vegetables for 100 people at Twin Oaks Community in central Virginia. Chapters on cover crops, cultivation, individual vegetables, crop rotation, succession planting and more offer time and money-saving insights for experienced growers as well as beginning farmers. Pam's early years as a gardener in England provide insights that make this volume an excellent resource for serious growers in any climate zone. Softcover, 400 pp. #91174 \$34.95



THE YEAR-ROUND HOOPHOUSE: POLYTUNNELS FOR ALL SEASONS AND ALL CLIMATES [Pam Dawling] Another must-have book from SESE neighbor and author of *Sustainable Market Farming*. This is a thorough, clear and easy-to-follow guide for designing and building a hoophouse and making a success of growing abundant, delicious fresh produce all year round, in any climate, for market or just your family. Softcover 320 pp. #91194 \$33.00




Growing Guides & Companions

BUILDING AND USING COLD FRAMES [Charles Sieghrist.] This handy booklet gives easy-to-follow instructions for the using and constructing of cold frames. Softcover, 32 pp. #91103 \$3.95

COLLARDS: A SOUTHERN TRADITION FROM SEED TO TABLE

[Edward H. Davis & John T. Morgan] Collards are an icon of southern food and an underrated nutritional powerhouse that has long sustained southerners both black and white.

This book by two respected geographers traces the path of collards, exploring origins, sharing collard history, and preserving the stories of dozens of aging stewards of heirloom landrace varieties. These stories and the seeds donated by Davis and Morgan inspired the "Heirloom Collard Project" to preserve this living history of the South. To learn why collards matter read this book! Hardcover, 291 pp. #91191 \$34.95



EPIC TOMATOES: HOW TO SELECT AND GROW THE BEST VARIETIES OF ALL TIME


[Craig Lehoullier.] Craig introduced Cherokee Purple to SESE and the world. He has grown thousands of tomato varieties, most of them in hot and humid North Carolina, and here he shares his hard-won wisdom on how to

grow great tasting tomatoes. A beautiful book is filled with great pictures of amazing tomatoes. Softcover, 256 pp. #91184 \$29.95

FARMING WHILE BLACK: SOUL FIRE FARM'S PRACTICAL GUIDE TO LIBERATION ON THE LAND

[Leah Penniman] A rich and culturally relevant how-to manual for black and brown farmers. Filled with uplifting stories of black contributions to agriculture and

the ongoing work at Soul Fire Farm to build an anti-racist and just food system. "This is the most inspiring book I have read in years" – Ira Wallace. Softcover, 368 pp. #91193 \$34.95



grow or die: THE GOOD GUIDE TO SURVIVAL GARDENING

[David the Good] This is an eccentric, informative, and very entertaining little book for beginner gardeners—or more experienced growers who want a different perspective. David the Good is a popular blogger and author who writes about "survival gardening" in times when store-bought food, electricity, fuel, and other 'essentials' are not available. He is clearly an experienced gardener who loves to experiment and learn, and writes with an irreverent, jokey style. Softcover, 199 pp. #91204 \$14.99




GROW YOUR SOIL! HARNESS THE POWER OF THE SOIL FOOD WEB TO CREATE YOUR BEST GARDEN EVER

[Diane Miessler] Practical, science-based descriptions of soil structure and the soil food web. Includes instructions on how to make compost, compost tea, and biochar, as well as how to increase soil biodiversity and address nutrient deficiencies. Diane's humor and simple language will help

you remember the lessons! Diane lives in Nevada County, California, which gets about 46 inches of rain per year - just a little more than our home in Virginia. Softcover, 176 pp. #91202 \$16.95

LAZY-ASS GARDENING: MAXIMIZE YOUR SOIL, MINIMIZE YOUR TOIL

[Robert Kourik] Get the practical wisdom of Robert Kourik's 40+ years of gardening and landscaping in California. (Most of his advice transplants well to other climates!) Kourik is an enthusiastic gardener who likes doing smart things that save him work so that he has the time to sit out in his garden and enjoy it. Great advice for watering, tools, soil, pruning, veggies, fruit, and landscaping. Fun and engaging. Softcover, 241 pp. #91203 \$24.95



THE MARKET GARDENER: A SUCCESSFUL GROWER'S HANDBOOK FOR SMALL-SCALE ORGANIC FARMING

[Jean-Martin Fortier.] Practical information for the small-scale organic farmer: how to grow better, not bigger. The style is down-to-earth and so readable you want to sit down with it like a novel. Learn how Jean-Martin and his wife Maude-Helen gross \$110,000 on 1.5 acres. Anyone starting out in market farming or serious about producing their own food can benefit from reading this book. Softcover, 224 pp. #91185 \$24.95





THE NEW SEED STARTER'S HANDBOOK

[Nancy Bubel with Jean Nick] Comprehensive, updated guide to seed and seedling care, indoors and out. Topics include light and temperature requirements, transplanting, diagnosing, and correcting problems, requirements of vegetable crops, pollination, selection, seed saving, and seed storage. Contains numerous informative tables and supply sources. Readable reference for all gardeners. 2nd ed. Softcover, 464 pp. #91118 \$19.99

THE ORGANIC NO-TILL FARMING REVOLUTION: HIGH PRODUCTION METHODS FOR SMALL-SCALE FARMERS

[Andrew Mefferd] There's many benefits to reducing soil tillage – reducing weeding, increasing storage of carbon and nutrients, improving water retention, and more. But no single strategy works for every farm and for every crop. Andrew Mefferd profiles 17 different farms in this book, hearing what works and what doesn't work for the different farms and their crops, and covers tools, supplies, and techniques. Very readable, and very practical! Softcover, 336 pp. #91196 \$29.95



THE RESILIENT GARDENER [Carol Deppe.] A great read for intermediate and advanced growers, by Oregon farmer and plant breeder Carol Deppe. Deppe offers good strategies for how to successfully garden when health and other issues limit one's time.

She focuses on 5 main subsistence foods (corn, beans, squash, potatoes, and...ducks!) Great information on growing, cooking, and storing the tastiest and most nutritious varieties. Softcover, 323 pp. #91166 \$29.95

NEW! WELLNESS SIMPLIFIED! HERBALISM FROM THE GROUND UP [Krista and Skyler Rahm]

This is a book written by herb farmers (our neighbors at Forrest Green Farm, here in Louisa County, Virginia) to teach you how to grow and use medicinal herbs in your everyday life. Straightforward with simple yet effective herbal formulas and easy-to-follow recipes. This book contains 127 plant profiles that include herb energetics, tastes, ailments, flower essences, growing & harvesting information, and precautions for each herb. When you connect with nature by growing herbs and making medicine from them, you engage all of your senses. You create a relationship, connection, and understanding of the plants that stay with you for a lifetime. Learning herbal medicine is empowering, sustainable and affordable. Start your journey today! Paperback, 334 pp.

#91205 \$32.95

Agricultural Calendar & Records

PERPETUAL GARDENING RECORD BOOK Just the thing for gardeners who prefer to use pen and paper to keep track of what's happening in the garden. Inspired by Thomas Jefferson's meticulous garden record books and proudly made in Alabama using recycled materials, it includes growing charts, calendar pages, sketch pages, and a resource page for keeping all records for several years in one place. The large calendar pages allow one to compare one's planting dates, harvest dates, yields, and weather over many years. Printed on coated paper, so dry erase marker and china marker offer different options for erasing your writing. This wonderful book works in all zones, needs no batteries, chargers or wifi. Timeless garden quotes and photographs make it a great gift for the gardener in your life. Softcover, 80 pp.

#91179 \$14.95

STELLA NATURA: KIMBERTON HILLS

AGRICULTURAL CALENDAR A

yearly guidebook to using the cosmic rhythms in working the land to help determine the best times for planting, pruning, and harvesting. Based on ages of farming experience and observation, this guide connects astronomical events to the biological rhythms of plants. Included are 12 articles, one for each month. Hand-illustrated wall calendar and 40 page book, 9 x 12 in. Includes space for garden notes. Current edition. #91131 \$16.95




Native American Gardening

NATIVE AMERICAN GARDENING [Michael J. Caduto and Joseph Bruchac.] Stories, projects, and recipes for families. Combines Native American stories and traditions with the nurturing experience of gardening. Learn to grow traditional "Three Sisters" gardens of corn, beans, and squash. Explore the relationships between people and the gardens of the Earth, seed preservation, Native diets and recipes, garden crafts, and games. Softcover, 158 pp. #91148 \$16.95

Cookbooks & Food Preservation


WILD FERMENTATION: THE FLAVOR, NUTRITION, AND CRAFT OF LIVE-CULTURE FOODS [Sandor Katz.]

This book is a fave. Nearly 100 home recipes for vegetable ferments (sauerkraut, kimchi, pickles); bean ferments (miso, dosas); dairy ferments (yogurt); cheesemaking (and vegan alternatives); sourdough and other grain fermentations from Cherokee, African, Japanese, and Russian traditions; vinegars and alcohol. Fascinating reading about the amazing world of beneficial bacteria and fungi! 2nd ed. Softcover, 298 pp. #91161 \$29.95.



THE WHOLE OKRA: A STEM TO STEM CELEBRATION [Chris Smith]


British expatriate Chris Smith's love letter to a favorite crop of his adopted country. There's great recipes from restaurant chefs, and Chris gives an engaging account of the many uses for okra (okra oil, okra coffee, okra marshmallows, okra tofu, okra vodka, okra pickles, okra pancakes...). Okra's history is also explored (okra paper, someday your time may come again!) and there's an excellent share of growing advice as well. Softcover, 272 pp. #91195 \$29.95



Garlic

GROWING AND USING GARLIC [Glen Andrews.]

This Storey Country Wisdom booklet has good practical advice for the first time garlic grower, stressing advance soil preparation for success. Covers a range of preservation techniques from braiding to making your own garlic salt, including 29 recipes. Softcover, 32 pp. #91182 \$3.95



GROWING GREAT GARLIC [Ron Engeland.]

The definitive sourcebook for growing garlic organically. Written for gardeners and small farmers, it covers everything from site preparation through planting, fertilizing, harvesting, storing, and marketing. Also includes chapters on the history and evolution of garlic. Based on the author's experience with over 200 strains. Softcover, 226 pp. #91111 \$16.95



Herbs & Herbal Medicine

BUSH MEDICINE OF THE BAHAMAS: A CROSS-CULTURAL PERSPECTIVE FROM SAN SALVADOR ISLAND, INCLUDING PHARMACOLOGY AND ORAL HISTORIES

[Southern Exposure founder Jeff McCormack, Kathleen Maier, Patty Wallens.] A comprehensive treatment of Bahamian bush medicine, dedicated to the preservation and continued use of this knowledge before it is lost. Covers 120 medicinal plants, including details of administration and dosage, pharmacology, and cross-cultural uses; non-botanical remedies are covered as well. Fascinating oral histories provide details of the healers' practice and glimpses of the culture of San Salvador Island. Includes color illustrations of over 100 medicinal plants, and the people who use them. Outstanding Book of the Year Award (2011) by the Society of Economic Botany. Large Hardcover, 396 pp. #91169 \$37.00




THE HERBAL MEDICINE-MAKER'S HANDBOOK [James Green.]

An indispensable guide for anyone who wants to make their own herbal medicines. The author is a practicing herbalist and medicine-maker who teaches at the California School of Herbal Studies. Covers the science and art of herbal medicine making. Topics include harvesting, drying, storing, methods of herbal extraction, solvents, plant constituents, absorbability, dosage calculations and more. Includes references, charts, forms, index, and illustrations. 2000. Paperback, 384 pp. #91137 \$22.95

Cindy Conner, Homeplace Earth

GROW A SUSTAINABLE DIET: PLANNING AND GROWING TO FEED OURSELVES AND THE EARTH Cindy Conner brings us a must-read book for anyone working toward increased food self-sufficiency for their family. This guide combines the garden planning and cover crop information from her DVDs with more about growing a complete diet, food preservation, storage, and getting it all to the table so everyone in the family is satisfied, all using the least amount of fossil fuel. It is a tall order that Cindy handles well, using permaculture and bio-intensive gardening methods. She ends with a chapter on "Rethinking Everything" based on her years of helping gardeners make this change. Softcover, 240 pp. #91180 \$19.95




Seed Saving Guides



THE ORGANIC SEED GROWER [John Navazio.] Written for both serious home Seed Savers and diversified small-scale farmers who want to learn the necessary steps involved in successfully producing a commercial seed crop organically. "An essential guide to high-quality, organic seed production: well

grounded in fundamental principles, brimming with practical techniques, thorough in coverage, and remarkably well organized, accessible, and readable." – Jeff McCormack, Southern Exposure founder. Hardcover, 388 pp. #91176 \$49.95

THE SEED GARDEN: THE ART AND PRACTICE OF SEED SAVING [Shanyng Siegel and Lee Buttala (editors), Micaela Colley and Jared Zystro (authors).] Seed Savers Exchange partnered with the Organic Seed Alliance to publish this beautifully illustrated volume written both for home gardeners and farmers. An excellent complement to *Seed to Seed*, focusing on more of the main vegetable and herb families, and including new seed saving research. Guidelines that break down numbers and methods for the home garden, commercial seed crops, and variety preservation are especially valuable. Softcover, 390 pp. #91187 \$29.95




SEED TO SEED: SAVING OUR VEGETABLE HERITAGE [Suzanne Ashworth.] 2nd edition. A thorough and comprehensive book on seed saving for both new and experienced seed savers. Covers all major and minor vegetable crops, many herbs, and unusual or rare vegetable crops. Discusses pollination dynamics, methods of maintaining variety purity, seed cleaning methods, seed collection and storage. An essential reference for Seed Savers. Large format softcover, 222 pp. #91117 \$24.95



"Made Easy": Perfect for Beginners

GROW YOUR OWN FOOD – MADE EASY [C. Forrest McDowell, PhD & Tricia Clark-McDowell.] This small, inexpensive treasure of a book distills the basics into 68 colorful, accessible, even humorous, pages. The authors have decades of experience growing food and teaching others to grow food. This book is a step-by-step guide to producing lots of nutritious, delicious food using everyday skills, even if you have a small space. When we show this book at workshops and festivals, people gobble it up. Softcover, 68 pp. #91162 \$6.95



HOME COMPOSTING MADE EASY [C. Forrest McDowell, PhD & Tricia Clark-McDowell.] Over a million copies of this delightful and inspiring book are in print. It's used by hundreds of municipalities, organizations, and businesses to spread the word about home composting. It covers pretty much all you need to know in a simple, direct, and amusing style. Lots of practical tips, how-to information, and answers to common questions. Softcover, 32 pp. #91163 \$5.00


Weeds and Plant Disease

WEEDS AND WHAT THEY TELL US [E. Pfeiffer.] 3rd edition. The presence of common garden weeds provides valuable clues about your soil, your garden environment, and the kinds of conditions that favor weed growth. This book tells you how to read the weeds. First written in the 1950s, and still a great resource. Softcover, 80 pp. #91123 \$13.95



Watering Supplies

DRAMM 170 WATER BREAKER Allows for a concentrated and gentle flow of water into small areas. Use for hand-watering of raised beds, garden areas, and potted plants. Ideal for watering trays of seedlings. Durable aluminum construction. Fits standard 3/4 in. hose thread. #81102 \$21.20



Supplies

Handheld All-Purpose Gardening Tool

COBRAHEAD "STEEL FINGERNAIL" WEEDER AND CULTIVATOR

Made in the USA of knife-quality steel, the CobraHead is simply the best all-around small tool I've come across. It cuts through all types of soils. The weeds it can't cut, it lifts. The self-sharpening blade can be used in all directions. The comfortable handle is made from recycled plastic. The CobraHead has a full one-year warranty against manufacturer defects. If defective, return it within the year together with your receipt, and we'll send you another or refund your money. (Review by Ira Wallace) Mini version measures just 9 in. and weighs just 4.6 oz. Original version measures 13 in. and weighs 9.5 oz. #81616 Mini \$20.95; #81643 Original \$27.95



Corn Shellers



CORN SHELLER This hand-held aluminum sheller makes quick work of shelling corn. #85111 \$11.00

POPCORN SHELLER A smaller corn sheller for popcorn and other small-eared corn. #85112 \$10.00

Bird-Scare Tape

BIRD SCARE FLASH TAPE Bird repellent tape resembles a fire when blown by the wind. Helps keep birds out of gardens and fruit crops during the ripening period. Made of highly reflective, red and silver mylar ribbon that is twisted in a spiral and suspended from stakes over crops. Slight breezes vibrate the ribbon creating the visual effects of a brush fire. 290 ft. roll, 7/16 in. wide. #81501 \$6.50




Seed Packets & Bags

SELF-SEAL SEED PACKETS White kraft with double-sealed seams. Sift-proof corners prevent loss of small seed. Self-seal re-closable tops allow closure without moistening, thus helping maintain good, low-moisture storage conditions for seeds. Can be opened and resealed 5 or more times in normal use. Measures 3¼ x 4¾ in.

- #85110 50 for \$4.95
- #85110A 200 for \$15.95
- #85110B 500 for \$33.95
- #85110C 1000 for \$62.00

FOAM POUCHES FOR MAILING SEED, 20 3½ in. x 5 in. polyethylene foam pouches are great for trading small packets of small seeds through the mail. Provides padding while fitting in a regular envelope and allowing small seeds to be sent as a letter. #85109 \$3.75



Foam Pouches



Sealing/Grafting Film

Not Just for Grafting: Ensure the Security of Frozen Seeds

SEALING/GRAFTING FILM For use on seed storage container lids that are not already clearly moisture-tight, to prevent moistening of seed. For best results, unstick from paper backing, then cut into strips, then at warm room temperature, stretch a strip while wrapping it around the edge of the lid. Overlap one layer of film with another, at least the ends of the strip, and press to stick them together. Does not stick to fingers. This is also the preferred material for grafting, better than grafting wax. Composed of waxes and synthetic resins. Supplied as a 5 ft. long, 4 in. wide roll. #85108 \$3.50 per roll

Seed Cleaning Screens & Frames



Seed Cleaning Screens

SEED-CLEANING SCREENS, SET OF 5 Screens are some of the most essential tools for small-scale cleaning of seeds that mature dry. These five screens - 2 mesh (strands per inch), 4 mesh, 8 mesh, 16 mesh, and 30 mesh - are effective for cleaning seeds ranging in size from amaranth to beans, on a homestead or small farm scale. For most types of seeds, we recommend pouring the seed harvest over two sizes of screens: one to separate out the larger chaff, and one to separate out smaller chaff and dust. Screening generally complements winnowing and threshing, but can also be effective on its own. This set of screens is affordable in part because of how little space it takes up. Comes with instructions on how to use screens, and how to build a frame that screens can easily be moved in and out of, similar to the ones we sell. Avoid small cuts by wearing rubber or leather gloves to handle unframed screens. Screens are hand-cut to 11 in. x 11 in. See our website for further seed-saving instructions, and p. 85 for more on how and why we support seed-savers. #85131 \$43.00

SEED CLEANING

FRAMES These sturdy, weather-resistant frames are handmade from white oak, and coated with linseed oil. Screens are easily removable for cleaning and switching. Routed exterior frames measure 13 x 13 in. Interior frames nest in the routing to hold your choice of 11 x 11 in. screen. Set of 2 frames holds one screen. By including the third piece in the set of 3, you can hold two screens 1⅓ in. apart, enabling simultaneous separation of seeds from larger chaff and from smaller chaff. Each frame piece in the set weighs about 1 lb 3 oz.



Seed Cleaning Frames

- #85142 Set of 2, \$58.00
- #85143 Set of 3, \$78.00



Reemay® Garden Blanket

Row Cover / Season Extender

REEMAY® GARDEN BLANKET (Row Cover)

Extend your gardening season and control insects. Floating row cover is a spun-bonded, reusable polyester material that can be placed directly over row crops without use of support hoops. Under normal use it should last 1-2 growing seasons; with care it can last longer. Crops grown under row cover produce earlier and higher quality harvests. In sunny weather, raises daytime temperatures 10°F. Frost protection averages 4°F. Use to protect crops from wind and destructive insects. Allows passage of light, air, moisture, and sprays. Some delicate crops may require wire support hoops. Simply unfold the row cover loosely over the seed or plant bed. To secure the edges, cover with a board, bury the edges in soil, or use fabric staples (see below). Store dry, clean row cover out of sunlight to extend row cover life. #81617 Reemay 67 in. x 50 ft. (279 sq. ft.) \$22.50

Labels, Markers, and Tags

ALL-WEATHER MARKING PEN

Permanent, xylene-free, quick-drying ink writes on all materials, even when surfaces are cold or wet. An ultra-violet filter in the ink reduces fading. #81403 \$3.75



Marking Pen

PLASTIC PLANT TAGS (for pots and garden rows) Tags measuring 5 x ⅝ in. last one or two seasons depending on the amount of sunlight exposure. Can also be fastened directly to plants by using a hole punch and a twist tie. #81406 50 for \$3.75

WOODEN GARDEN


TAGS (for garden rows.) Made from New England White Birch. These sturdy labels have been coated with an environmentally friendly preservative to resist rot. Labels are 10 in. tall x ⅞ in. wide x ¼ in. thick. #81408 25 for \$7.95 #81408A 100 for \$22.50 #81408B 200 for \$38.50



Wooden Garden Labels

Legume Inoculant

GUARD-N LEGUME INOCULANT For garden peas, sweet peas, lima beans, soybeans, peanuts, sunn hemp, vetch, and common beans such as snap beans. Beneficial rhizobial bacteria in the inoculant powder (also in healthy soils) help legumes fix nitrogen, increasing vigor and yield. Contains at least 200 million viable cells per gram of each of the following strains: *Bradyrhizobium* sp. (*Vigna*), *Rhizobium leguminosarum* biovar *viciae*, *Rhizobium leguminosarum* biovar *phaseoli*, and *Bradyrhizobium japonicum*. To use, dampen seed gradually with a very light sprinkling of water, then mix well with inoculant. Protect inoculant bag and inoculated seed from sun, high temperatures, hot winds, and freezing. Store in sealed bag, between 40°F and 77°F. Expires the December following purchase. #85150B (1.5 oz, treats 8 lbs of seed) \$5.50



Inoculant

🌀 Collections & Mixes 🌀

GARLIC & PERENNIAL ONION SAMPLER PACKS – p. 19, 34
POTATO & SWEET POTATO SAMPLER PACKS – p. 83–84

Grow a Traditional 3-Sisters Garden!



Three Sisters Garden Pack

THREE SISTERS GARDEN PACKAGE **OG** **S** **☀️**

Native Americans have been companion planting the three sisters (squash, corn, and pole beans) for thousands of years. A well-maintained three sisters garden is both beautiful and productive. The corn provides a tall stalk for the beans to climb. The transpiration from the corn leaves provides mild cooling for the beans. The beans, in turn, have the amazing ability to fix nitrogen from the atmosphere. The squash serves to provide a living mulch, suppressing weeds and keeping the hot summer sun from baking the earth dry. A Three Sisters garden is beautiful. The circular yet directional pattern provides a calming space to work in. The bean flowers draping from the corn leaves seem to dance over the large squash leaves. The squash and bean flowers are heavily visited by pollinating insects. Included is enough corn (Texas Gourdsseed), beans (Kentucky Wonder or Selma Zesta), and squash (Seminole pumpkin) seeds to plant a 25 ft. circular Three Sisters garden, and our planting guide. **#92001 (3 full-size packets) \$9.50**

Mesclun Collections

SPRING MESCLUN COLLECTION **OG **S** **☀️**** A wonderful collection of spring salad greens. Includes one packet each of Long Standing Bloomsdale spinach, Salad Bowl lettuce, Black-Seeded Simpson lettuce, Crawford lettuce, Susan's Red Bibb lettuce, Red Russian kale, and Mizuna mustard greens. **#92006 \$22.00**

SUMMER MESCLUN COLLECTION **OG **S** **☀️**** These heat-resistant greens should provide great salads all summer long. Includes one packet each of Carolina Broadleaf mustard greens, Magenta Magic orach, Parris Island Cos lettuce, Buttercrunch lettuce, Loma lettuce, and Jericho lettuce. **#92002 \$20.00**

FALL MESCLUN COLLECTION **OG **S** **☀️**** This mix is specially selected for both fall and winter harvest. Includes one packet each of Parris Island Cos lettuce, Rouge d'Hiver lettuce, Speckled Bibb lettuce, Forellenschluss lettuce, Red Salad Bowl lettuce, Tatsoi mustard greens, Arugula, Winter Bloomsdale spinach, and Bulls Blood beet greens. **#92003 \$28.00**

Substitutions for Collections:

In case of a crop shortage, we may need to substitute a variety in any of our collections. We'll note any such changes to in the collection's description on our website!

Easy Seed Saving Collection



EASY SEED SAVING COLLECTION **S** **☀️**

Seven varieties, each of which has an interesting history. Includes an okra (Cajun Jewel), a cucumber (White Heron), a pole snap bean (McCaslan), a flower (Elka White Oilseed Poppy), a cherry tomato (Mat's Wild Cherry), a sesame (Benne), and a dill (Dukat). All these crops are widely adapted, easy to grow, and easy to save seed from on a small scale. All of the culinary varieties in this collection are prized for their flavor. Most of these seeds can be stored for years, even at room temperature. Comes with our Guide to Seed-Saving for Home Use, our Guide to Using Screens to Clean Seeds, and variety descriptions. **We give 30% of your purchase to the Grassroots Seed Network to help home seed savers share and sell the seeds they grow and preserve the varieties they cherish. #92023 \$22.00**

Small Garden Spaces Collection



NEW! SMALL GARDEN SPACES COLLECTION **S** **☀️**

A collection of 10 productive and compact varieties for folks with small garden plots and container gardens. Includes one packet each of Spacemaster cucumber, Geranium Kiss tomato, Fernleaf dill, Red Russian kale, Maxibel snap bean, White Icicle radish, Sweet Pickle pepper, Tokyo Bekana looseleaf Chinese Cabbage, Dark Green Italian parsley, and Spicy Bush basil. Includes some notes about growing plants in small garden spaces. **#92024 (10 full-size packets) \$33.00**

Our Heritage Collection



Virginia Heritage Seed Collection


VIRGINIA HERITAGE SEED COLLECTION **OG** **S** **☀️** **🕒**

A specially priced collection of 12 varieties rich in flavor and history, all associated with Virginia and the Appalachians. All are certified organic and open-pollinated. Includes one packet each of Contender Bush Bean, Thorogreen Lima Bean, Whippoorwill Southern Pea, Hen Peck Collards, Roseland Small White Cucumber, Deer Tongue Lettuce, South Anna Butternut Winter Squash, Long Standing Bloomsdale Spinach, Early Golden Crookneck Summer Squash, Old Virginia Tomato, Doe Hill Golden Bell Sweet Pepper, and Bowling Red Okra. **We give 30% of your purchase to the Piedmont Environmental Council for their "Buy Fresh Buy Local" Campaign. #92011 (12 full-size packets) \$38.00**

Pollinator Collection

WELCOME-TO-THE-GARDEN POLLINATOR COLLECTION **S** **☀️**

We've added phlox, for an even more diverse sampler! Bees and other pollinators need pollen, nectar and shelter all season, from early spring through late fall. Support your pollinators with this special



Sample Varieties

collection of 13 old-fashioned single-blossomed heirloom, open-pollinated flowers and herbs. The white, purple, yellow, and orange colors preferred by pollinators provide beautiful blooms for the gardener as well as food and shelter for honeybees and a variety of native pollinators. Includes phlox, calendula, echinacea, cosmos, sweet alyssum, bachelor's button, cleome, sunflowers, rudbeckia, beebalm, and zinnia, as well as our *Gardeners Quick Guide to Welcoming Pollinators and Other Beneficial Insects*. **We give 30% of your purchase price to the Piedmont Environmental Council for their "Buy Fresh Buy Local" Campaign. #92019 (13 full-size packets) \$39.00**

WILD GARDEN PERENNIAL INSECTARY See p. 71.

Potatoes

Solanum tuberosum

Shipping Surcharge for Seedling Potatoes:

\$2 for one item, \$4 total for any two or more items.

Seedling Potatoes ship in the spring. Pre-order in winter or early spring. Shipment begins in March, southern-most areas first, from Wood Prairie Farm, where they are grown. U.S. shipping addresses only.

Culture: Cut potatoes into pieces no smaller than an egg with no fewer than 2 eyes. Plant at 12 in. spacing, rows 3–4 ft. apart, in rich soil with lots of extra compost. Kill Colorado Potato Beetles as soon as they appear. The adults lay many eggs, and the pink-purple larvae are much more destructive than the adults. When plants are 6 in. high, side dress with compost and hill them by mounding dirt up against them until only the very tip of the top leaves are showing. For best results, hill again when plants have grown another 6 in. Dig potatoes from the ground after the plants have died and the stems are dry to the ground level. Potatoes are shipped at appropriate spring planting time for your area. For more specific shipping dates, see our website or call us. **Order by April 1st.** If you intend to make a second, later planting, please order extra seed potatoes to store in the refrigerator or root cellar until planting time. **Warning:** After eating some home grown potatoes, you may never be able to eat commercial potatoes again. **Bag:** 1 lb, sows 6–10 ft. **Each 1 lb of Certified Organic Seed Potatoes includes detailed planting instructions and a variety photo card.**

NEW! BALTIC ROSE **OG S** ☀️

[German variety.] Attractive red potato with deep golden flesh. Delicious taste, smooth texture. Excellent fried, roasted, or baked. Vigorous and high-yielding, well-suited to organic growing. Good resistance to damage from Potato Leafhoppers. **#39506 (seedling potatoes, see shipping info above) \$13.95**



CARIBE **OG S ☀️** One of the earliest and prettiest potatoes you'll dig. Deep purple skin with snow white flesh. Can be quite large with good yields. Good for boiling, baking, and frying. Lovely as a new potato. Very early maturing. **#39201 (seedling potatoes, see shipping info above) \$13.95**



DARK RED NORLAND **OG S** ☀️

Very dark red skin, bright white flesh, and high yields make this early maturing selection a favorite with both home gardeners and market growers. The moist, waxy, firm flesh is delicious boiled, mashed, in potato salad or served whole as "baby reds." **#39504 (seedling potatoes, see shipping info above) \$13.95**



NEW! ELBA **OG S ☀️** Top performer in container gardening! Elba is a reliable, workhorse variety and an improvement over Kennebec for both cooking and growing. Impressive all-purpose white potato with good disease resistance and yield. Late-Season. **#39203 (seedling potatoes, see shipping info above) \$13.95**



Potato Collections

FAVORITE POTATO COLLECTION **OG S ☀️** Try four of our most popular potatoes and save \$8.00. Assortment includes 1 pound each of Keuka Gold, Dark Red Norland, Russian Banana Fingerling, and Yukon Gold. Shipped in a sturdy box with planting instructions, recipes, and variety photo cards. Certified organic seed potatoes – 4 separate 1 lb bags. **#39804 (seedling potatoes, see shipping info at left) \$49.00**

COOK'S POTATO COLLECTION **OG S ☀️** Everybody loves potatoes! This sampler includes four different tempting varieties for the adventurous cook's garden. You'll love Caribe, Baltic Rose, Elba, and Red Cloud. 1 pound of each variety packed in a sturdy box with planting instructions, recipes, and variety photo cards. Save \$7.00 off the individual bag price. Certified organic seed potatoes – 4 separate 1 lb bags. **#39805 (seedling potatoes, see shipping info at left) \$49.00**


FULL POTATO COLLECTION **OG S ☀️** Try all eight of our selected potato varieties and save \$26.00 off the per bag price. 1 pound each of Caribe, Keuka Gold, Baltic Rose, Dark Red Norland, Elba, Red Cloud, Russian Banana Fingerling, and Yukon Gold. All shipped in a sturdy box with planting instructions, recipes, and variety photo cards. Certified organic seed potatoes – 8 separate 1 lb bags. **#39803 (seedling potatoes, see shipping info at left) \$87.00**

KEUKA GOLD **OG S** ☀️

[Cornell U. 2004.] A handsome golden-fleshed potato with excellent flavor. It excels when boiled, can be roasted, and is a fine moist baker. Golden skin, golden flesh. Good yields and disease resistance — easier to grow for some than Yukon Gold! Mid-season. **#39304 (seedling potatoes, see shipping info above left) \$13.95**



RED CLOUD **OG S ☀️** Beautiful crimson-skinned, white-fleshed potato is uncommonly dry and delicious baked or boiled. Red Cloud is named for the Ogalala Sioux Chief. Dig them early and small for new potatoes. Mid-season. **#39503 (seedling potatoes, see shipping info above left) \$13.95**



RUSSIAN BANANA FINGERLING **OG S** ☀️ ⏳

Rare heirloom potato. Savory finger-sized yellow tubers are exquisite baked, boiled, or in salads. Heirloom gourmet variety first grown by early Russian settlers. Crescent-shaped tapered ends. Unsurpassed culinary quality. 105–135 days to maturity. **#39702 (seedling potatoes, see shipping info above left) \$14.95**



YUKON GOLD **OG S** ☀️ ⏳

Renowned for outstanding flavor. The best known of the European-style yellow-flesh potatoes. Drier than most other yellow flesh potatoes. Perfect for baking and mashing. Good yields and an excellent keeper. Very early maturing. **#39301 (seedling potatoes, see shipping info above left) \$13.95**



Sweet Potatoes *Ipomoea batatas*

Shipping Surcharge for Sweet Potato Slips: \$2 for one item, \$4 total for any two or more items.

Sweet Potato Slips ship in the spring: Mid-May to Mid-June due to production times in Virginia. We strive to fulfill our southernmost orders first, but strongly discourage growers who desire slips earlier from purchasing. If the sweet potato variety you order fails to produce slips, we may substitute a different variety. If instead a refund is preferred, please write that in the comments on your order form. **Continental U.S. shipping addresses only.** A tracking number will be emailed within 24 hours of shipment.

Culture: Plant slips one month after average last spring frost. Sweet potatoes need full sun and warm, settled weather to grow well; slips planted too early won't thrive. Provide loose, well-drained soil high in organic matter. For maximum production, plant in raised beds. Space slips 10–18 in. apart in rows 3–5 ft. apart. Keep the slips well-watered for several days after planting while the roots establish. In northern areas, use black plastic mulch and row cover to warm the soil. **Harvest:** Sweet potatoes need at least 90–120 days to mature. Use a garden fork to gently dig the mature tubers before frost. Cure for 7–10 days in a dark room at 80–90°F and approximately 90% relative humidity. Curing sweetens the flavor and toughens the skins, which increases storage life. Store above 55°F. Every order includes our detailed Sweet Potato Growing Guide (also available online at www.SouthernExposure.com).

Sweet Potato Pricing

Remember to include the correct letter on the Order Form or Quick Order webpage!

A (6 slips) \$12.00	D (50 slips) \$45.00
B (12 slips) \$18.00	E (100 slips) \$69.00
C (24 slips) \$28.00	




Carolina Ruby

CAROLINA RUBY **OG S** ⚡ ⌚ 100 days. A reliable variety with high yields. Dark orange flesh when cooked and a smooth ruby skin. Perhaps the most strikingly red of the red-skinned sweet potatoes. High level of resistance to Fusarium wilt and soil rot. Moist texture and moderate sweetness. Stores well. #74104 (live slips, see shipping & pricing info above)

HAYMAN **OG S** ⚡ ⌚ (White Haymon, White Hamon) 100 days. Vining plants with cream-colored skin and white flesh that turns slightly yellow when cooked. Like O'Henry, this variety is a great substitute for "Irish Potatoes," but with a sweeter flavor. Produces large uniform roots. Traditional heirloom of Eastern Shore Maryland. #74111 (live slips, see shipping & pricing info above)



Hayman



Hernandez

HERNANDEZ **OG S** ⚡ ⌚ 120 days. Purple-stemmed with light red-skin and orange flesh. Excellent yields and a tendency to produce a couple "jumbo" roots in each bunch. Very sweet and moist when cooked. Great baking potato. #74113 (live slips, see shipping & pricing info above)



All Purple

ALL PURPLE **OG S** ⚡ ⌚ 120 days. [Traditional Japanese variety.] True to its name, All Purple has dark purple flesh and skin. One of the hardiest roots in our collection, a fast and strong grower sure to give a generous harvest at season's end. Roots are starchy, dry, slightly sweet, and store well; good in savory dishes and mixed mashes. #74101 (live slips, see shipping & pricing info above)



Beauregard

BEAUREGARD **OG S** ⚡ ⌚ 100 days. Visit any sweet potato farm and there's a good chance they're growing some Beauregard. Thousands of farmers rely on this reliable, high yielding variety. Crack-resistant roots and deep orange color with dry flesh. Compared to other varieties even big roots will bake quickly. #74102 (live slips, see shipping & pricing info above)

Limited Quantities - Other Varieties!

Limited quantities of additional sweet potato varieties may be available online only.

Check www.SouthernExposure.com for varieties and availability.

Order early, as we expect to sell out of any limited online offerings quickly.

Sweet Potato Collections

SWEET POTATO COLLECTION, 3 ORANGE VARIETIES **OG S** ⚡ 6 slips each of 3 orange-fleshed sweet potato varieties of our choosing, from a selection of many varieties. #74155 (18 live slips, see shipping info above left) \$35.00

SWEET POTATO COLLECTION: ORANGE, WHITE, PURPLE **OG S** ⚡ A mix of 3 different sweet potato varieties of our choosing: 6 orange-fleshed slips, 6 white-fleshed slips, and 6 purple-fleshed slips, from a selection of many varieties. #74156 (18 live slips, see shipping info above left) \$35.00



O'Henry

O'HENRY **OG S** ⚡ ⌚ 100 days. White-fleshed sweet potatoes were classically considered easier to grow than "Irish" potatoes in the Southeast. When you taste how sweet and creamy O'Henry is in mashed sweet potatoes, we think it will come to be your first choice. #74107 (live slips, see shipping & pricing info above left)



Red Japanese

RED JAPANESE **OG S** ⚡ 95 days. Deep red-purple skin and deliciously sweet, smooth, dry white flesh. Staff favorite at Southern Exposure in 2017. The vigorous, disease-resistant vines produce abundantly and can do well in the North as well as in the South. Popular at many California Asian food markets. #74117 (live slips, see shipping & pricing info above left)

Southern Exposure grew out of Dr. Jeff H. McCormack's love of heirloom vegetables and the tradition of seed saving. What began in a family garden and kitchen in 1982 has expanded into a network of farms and gardens, a modern germination testing facility, and environmentally controlled seed storage. Our first catalog offered 65 varieties; now we feature over 800, with an emphasis on heritage, flavor, disease resistance and other qualities of interest to market and home gardeners. Although we specialize in seeds adapted to the Mid-Atlantic and Southeast, we have loyal customers throughout the U.S.

Since 1999, Southern Exposure has been cooperatively owned and operated by Acorn Community Farm, an egalitarian income-sharing community in rural Louisa County, Virginia.

Our Mission

We encourage cooperative self-reliance in agriculture. We promote and participate in seed saving and exchange, ecological agriculture, reducing energy use, providing locally adapted varieties, and regional food production.

Our Seeds

See our website for more on why we specialize in heirloom, open-pollinated, and regionally adapted varieties.

UNTREATED SEEDS We do not sell chemically treated seeds. To help give your seeds the proper start in life we provide detailed cultural instructions in our catalog. We especially urge you to pay close attention to recommended germination temperatures and moisture requirements.

GERMINATION TESTING Our seed is germination tested to ensure it meets both federal and Southern Exposure standards. (Our standards are higher than federal standards for some crops.) Please note that germination tests are often conducted under optimum conditions and that field results may vary.

On rare occasions we find it necessary to package seed below federal standard. In those cases we add more seed to compensate and the packet is labeled, "Below Standard: More Seed Added."

OPEN-POLLINATED VARIETIES We offer a diverse selection of open-pollinated (non-hybrid) varieties. This helps to preserve agricultural and cultural heritage; it also helps to ensure a genetic reservoir of disease-resistant varieties, regionally adapted varieties, and varieties which are diverse in flavor, color, and culinary uses. While hybrid varieties sometimes offer greater uniformity and yield, uniformity may be a disadvantage to home gardeners who want an extended harvest season.

REGIONAL VARIETY PERFORMANCE Our region, the Mid-Atlantic, is characterized by high summer heat, humidity, and uneven precipitation. Soils are predominantly clay except in sandy coastal areas. Our varieties perform well in regions sharing similar characteristics to the Mid-Atlantic, including the Pacific Northwest. Many varieties will perform well in warmer and cooler regions if planting dates are adjusted accordingly.

Our detailed variety descriptions help you decide which seed is suited to your region and your needs. Some varieties are best adapted to specific soils, climate, or other cultural conditions. Others are widely adapted and will generally perform well under many conditions.

MATURITY DATES Maturity dates provide a guideline for comparing relative maturation times of different varieties. Actual maturity dates depend on climate, weather, soil, season, exposure, and other local conditions.

HEIRLOOM AND FAMILY HEIRLOOM VARIETIES Heirloom varieties are those that have been around for generations. We draw the line at 1940. After 1940, hybrids began to displace traditional, open-pollinated varieties. Many have become scarce or lost. We define a special class of heirlooms as "family heirloom varieties." These have been handed down within families for generations. As far as we can tell, family heirlooms are unique and have not previously been in seed catalogs until their recent introduction. Some of these are begun as commercial varieties, and have been modified by environment, cross pollination, selection, and random mutation.

SEED SAVER PACKETS™ Heirloom and rare varieties are sometimes sold in Seed Saver Packets™, our trademark used to indicate varieties in need of preservation and distribution. Seed Saver Packets™ often contain fewer seeds than most commercial-size packets. They are intended for Seed Savers and gardeners who would like to experiment with heirloom and rare varieties.

PVP VARIETIES PVP designates protected varieties regulated by the Plant Variety Protection Act which prohibits unauthorized marketing.

GENETICALLY MODIFIED VARIETIES (GMOs) We will not knowingly offer seed of genetically modified varieties. Some studies suggest that avoiding genetically modified pollen may require isolation distances up to four times greater than those required by natural pollen, so we have increased the isolation distances for producing our seed. See our website for more information.

HEIRLOOM AND FAMILY HEIRLOOM VARIETIES Non-hybrid varieties introduced prior to 1940 are defined as heirloom varieties. After 1940 hybrids began to displace these traditional varieties, and many became scarce or lost. We define a special class of heirlooms as "family heirloom varieties." These have been handed down within families for generations. As far as we can tell, family heirlooms are unique and have not previously been in seed catalogs until their recent introduction. Some of these are old commercial varieties that have been modified by environment, cross pollination, selection, and random mutation. Determining the uniqueness of a variety is not easy and we would rather risk duplication than lose a valuable variety forever. To help in identification, synonyms of variety names are indicated in parentheses after the most common name.

Seed Saving: Open-Pollination

SEED SAVING Seed saving promotes self-reliance, conserves agricultural resources, saves money, and connects us with our agricultural roots. By selecting seed from the plants that do best for you, you can create your own locally adapted strains. Mostly self-pollinating plants (like tomatoes, peppers, beans and peas) are easy for the home gardener to experiment with.

If you save seed from hybrids, the second and subsequent crops (the F2, F3, F4, etc., generations) will be unlike the parent generation. There will be a tremendous amount of genetic variability. Therefore we sell very few hybrids and we label them clearly.

We began carrying seed saving supplies in order to make them available in the small quantities required for small-scale Seed Savers. The "Growing Guides" section of our website has specific information on how to save seed from many common crops.

CONSERVATION OF GENETIC RESOURCES We are concerned about the erosion of our genetic resources and the trend toward replacement of standard or open-pollinated varieties by F1 hybrids. Unless we have genetic diversity in our food crops, our food supply is vulnerable to epidemics. This has been a repeated lesson of agricultural history. The Irish potato

famine of the mid-1840s and the U.S. corn blight epidemic of 1970 both show the dangers of lack of genetic diversity. In 1970, nearly 80% of the U.S. corn crop was planted in hybrids containing a genetic trait that made the crop vulnerable to blight. Our country came close to losing our entire hybrid corn crop, but all the open-pollinated varieties resisted the blight.

We offer a diverse selection of open-pollinated varieties. This helps to ensure a genetic reservoir of disease-resistant varieties, regionally adapted varieties, and varieties which are diverse in flavor, color, and culinary uses. What a shame it would be if we lost varieties such as Country Gentleman corn or Brandywine tomato. We would lose not only unique taste and quality, but also part of our agricultural and cultural heritage.

Seed Preservation Programs

ORGANIC SEED ALLIANCE The integrity of organic food starts with seed, yet unhealthy trends in the seed industry (consolidation, contamination by genetically modified organisms and the erosion of farmers' rights) threaten this integrity. OSA confronts these threats while building decentralized, regional, farmer-oriented seed production models. Learn more at www.SeedAlliance.org. **10% of our sales at events this winter go to the Organic Seed Alliance. See our event schedule on inside front cover.**

SUSTAINABLE MOUNTAIN AGRICULTURE CENTER provides training in identifying, collecting, and maintaining heirloom seeds and plants, and coordinates the activities of growers of heirloom fruits and vegetables. It maintains many heirloom beans and tomatoes and offers some for sale. The center facilitates a Kentucky heirloom seed exchange the first Saturday in October. www.heirlooms.org

UNITED PLANT SAVERS is a non-profit dedicated to replanting endangered medicinal plant species. The wild plant resources of the North American continent currently face serious depletion and possible extinction. UPS works to research, educate, and protect plants and habitats. www.unitedplantsavers.org

SEED SHARES™ is Southern Exposure's program to collect seed of varieties that are not in general circulation, but that have a special point of interest or usefulness. If you have a variety that you would like to share, tell us about it. Family stories are of special interest. In exchange for seeds that are not in our seed bank, we offer your choice of gift certificate, or seeds that we have available for sale.

COPYRIGHT & TRADEMARK NOTICE

Entire contents of this publication copyright ©1982–2023 by Southern Exposure Seed Exchange. No reproduction without express written permission. Southern Exposure Seed Exchange is a federally registered trademark. All trademarks noted in the text are property of Southern Exposure Seed Exchange® (SESE™) or of their makers. All rights reserved.

ART CREDITS Thanks to all who contributed to the content, art, and layout of this catalog: Melissa Anderson, Ken Bezilla, Radish Bruce, Lauren Caprio, Lisa Dermer, Jessie Doyle, Edmund Frost, Janel Healy, Richard Hinde, Ariean Hohwald, Irena Hollowell, Jon Hoover, Jac Langeveld, Marielle Mackin, Ingrid Martin, Joan Mazza, Jeff McCormack, Shakaya Nashoba, Tina Olsen, Hildegard Ott, Debbie Piesen, Sarah Rice, Owen Spangler, Gordon Sproule, Diana Tupelo & Ira Wallace. **Catalog Design:** Lisa Dermer & Sabine Twin Oaks. **Cover Illustration:** Jessie Doyle

4 Easy Ways to Order

Online www.SouthernExposure.com

Our online store contains everything in our catalog and more! Browse our website or save time with our online **Quick Order** form.

Phone (540) 894-9480

Our phone hours are:

9 am–5 pm, M–F, January 1–May 31, and
11 am–3 pm, M–F, June 1–December 31 (EST).
Please have your order and credit card ready.

Fax (540) 266-1021

Fax your order anytime 24/7. Please use the order form on page 87 or download one at www.SouthernExposure.com

**Mail P.O. Box 460,
Mineral, VA, 23117**

Please use the order form on page 87.

Questions About Your Order?

E-mail us at

gardens@SouthernExposure.com
(include “SESE” in the subject line)
or call us at (540) 894-9480.

Payment

We accept all major credit cards (Visa, MasterCard, Discover & American Express), personal checks & money orders. Your credit card is charged the day your order is received, including back-ordered and seasonal items.

Shipping & Handling

Up to \$10.00	\$3.50
\$10.01 - \$30.00	\$4.50
\$30.01 - \$60.00	\$5.50
\$60.01 - \$120.00	\$6.50
over \$120	add 5% to total

We ship all orders via the United States Postal Service. Orders usually ship within 2–3 days. During our busy season please allow 4–6 days to ship. We notify you via phone or email if a delay is anticipated. Shipping & Handling fees are non-refundable.

Priority Handling Service

For 2023, we expect to generally not be able to offer Priority Handling Service. When it is available, we will make it an option on the checkout page of our website.

Spring & Fall Items Shipping Surcharge

**Potatoes, Sweet Potatoes, Ginseng & Goldenseal,
Garlic & Onion Bulbs!!!**

Seasonal items do not delay your order. Your order ships normally and the spring or fall items ship when they are ready.

Garlic, Perennial Onions, Shallots, Ginseng and Goldenseal

ship in the fall, mid-September through early November.

Shipment is to northern areas first, moving south. We can only deliver these items within the 48 contiguous U.S. states.

Please add \$2 for any one fall-shipped item or \$4 for any two or more items.

Seed Potatoes ship in the spring directly from the farm in Maine where they are grown. Shipment is to southern areas first, starting in March, moving north. We cannot ship potatoes early due to the danger of freezing damage in transit.

Please add \$2 for one potato item or \$4 for any two or more potato items.

Sweet Potato Slips ship in the spring from our farm and offices in Virginia.

Shipment is to southern areas first, starting in mid-May, moving north.

Please add \$2 for one sweet potato item or \$4 for any two or more sweet potato items.

Virginia Sales Tax

There is a 5.3% state sales tax on orders shipped to Virginia addresses, unless accompanied by a signed exemption certificate.

Substitutions

In 2023, we anticipate running out of a higher-than-usual number of varieties.

Our website has updated availability information.

If a variety you request is out of stock, we may substitute a similar variety unless you indicate a preference to the contrary.

Back-Orders

If an item you order is out of stock, we may briefly hold your order until that item is available again. Otherwise we will ship the rest of the order, and later ship the back-ordered item separately when it becomes available.

Foreign Orders

We do not ship orders internationally.

We are no longer taking orders from Canada and Mexico. Research and seed-saving organizations may contact us for an exception.

PRICES & QUANTITIES Prices are in effect until December 31, 2023, or until superseded by the next catalog. Seed is sold by weight; seed counts per packet are approximate. We reserve the right to change prices and quantities without notice.

GUARANTEE We want you to be 100% satisfied with your purchase. If your purchase proves dissatisfactory we will replace the item or refund the purchase price according to your preference. Limitation of remedy and conditions of sale: Southern Exposure Seed Exchange (SESE) warrants only that our seeds and nursery stock are labeled in conformance with the Virginia Seed Law and the Federal Seed Act. We make no other or further warranties, expressed or implied. SESE disclaims any warranty of merchantability, fitness of purpose, or otherwise, of its products or the seed or crops grown from such seeds. SESE limits its remedy to the replacement of the dissatisfactory item or to the refund of the purchase price.

RETURNS Prior authorization by SESE is required for return of hard goods. Claims for defects must be presented to SESE as soon as practicable within 30 days of discovery, and in any event, no later than 60 days from date of shipment. If the item is not returned in saleable condition, SESE may assess a restocking fee based on the condition of the item. Claims for defects in seeds or nursery stock must be presented within 30 days of discovery, and in any event, no later than 6 months from date of shipment.

RESTRICTIONS ON SALE By placing and accepting an order the customer agrees to all terms and conditions. We reserve the right to limit or refuse sale in any locality, state, or country.

Order online at

www.SouthernExposure.com

for fastest service and largest selection.

Billing Address

Please print all information. If your address has changed, indicate your former zip code: _____

Date _____ Member # _____
 Name _____
 Address _____

 City _____ State _____ Zip _____
 Daytime phone (_____) _____
 E-mail _____

Shipping Address (If Different from Billing Address)

Name _____
 Address _____

 City _____ State _____ Zip _____

If an Item is Out of Stock

If you do not make a selection we will provide a similar substitute if available and otherwise you will receive a refund.

- Check if you prefer a substitute of a similar item if available.
 Check if you prefer a refund.

Payment Information

Visa MasterCard Discover American Express

Card Number

Card Expires /

Name on Card (please print) _____

Order Total \$ _____

Check # _____

Money Order # _____

Gift Certificate # _____

Item #	Item Name	Size	Price Each	Quantity	Line Total

Fill in all columns completely. More space is on the reverse side.

Total **This Side:** _____

Total **Reverse Side:** + _____

Order Subtotal _____

Virginia Residents Only Add 5.3% Sales Tax: + _____

Shipping & Handling (see left): + _____

Seed Potato Surcharge (Shipped in Spring, see left): + _____

Sweet Potato Slip Surcharge (Shipped in Spring, see left): + _____

Onion Bulbs & Garlic Surcharge (Shipped in Fall, see left): + _____
Ginseng & Goldenseal

Subtract Credit/Gift Certificate (Enclose): - _____

Shipping Surcharges

Onions Bulbs, Garlic, Ginseng & Goldenseal:

\$2 for 1 item,
 \$4 for 2+ items
 (Shipped beginning mid-September.)

Seed Potatoes:

\$2 for 1 item, \$4 for 2+ items (Shipped beginning March 1)

Sweet Potato Slips:

\$2 for 1 item, \$4 for 2+ items (Shipped beginning mid-May)

Shipping & Handling

For Subtotals:

Up to \$10.00 add \$3.50
 \$10.01 - \$30.00 \$4.50
 \$30.01 - \$60.00 \$5.50
 \$60.01 - \$120.00 \$6.50
 over \$120 5% of total

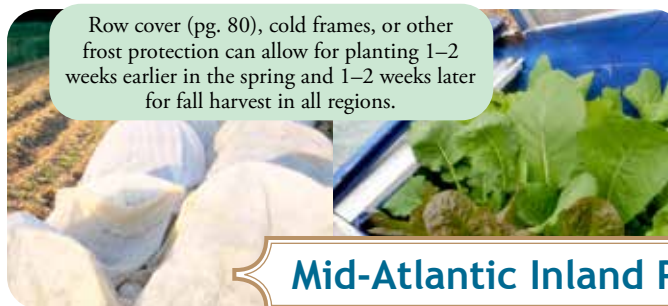
Order Online:

www.SouthernExposure.com

Order Total: _____

Recommended Planting Dates

We've found the dates below to be the best times to plant in the **inland plains of the mid-Atlantic**, based on our experience in central Virginia (Zone 7a. Average last spring frost April 15. Average first fall frost October 15). Adjust according to your own frost dates.



Row cover (pg. 80), cold frames, or other frost protection can allow for planting 1–2 weeks earlier in the spring and 1–2 weeks later for fall harvest in all regions.

Mid-Atlantic Inland Plains Planting Dates

Artichoke	sow indoors Feb 21–Mar 21, transplant out Apr 21–May 21
Beans, Bush	direct sow Apr 15–Aug 10
Beans, Pole	direct sow Apr 15–Jul 15
Beans, Lima	direct sow May 7–Jul 25
Beets	direct sow Mar 15–Jul 31
Broccoli	direct sow Mar 10–Jul 1 sow indoors Jan 31–May 31, transplant out Mar 15–Jul 15
Brussels Sprouts	direct sow May 1–Jun 1 sow indoors Apr 1–May 15, transplant out May 15–Jun 15
Cabbage	direct sow Mar 10–Jul 15 sow indoors Jan 31–Jul 1, transplant out Mar 15–Aug 1
Cabbage, Chinese	direct sow Mar 10–Apr 7, Jul 15–Aug 15
Carrots	direct sow Mar 10–May 1, Jul 25–Aug 15
Cauliflower (spring)	sow indoors Jan 31–Mar 7, transplant out Mar 15–Apr 7
Cauliflower (fall)	direct sow Jun 1–Jul 1
Celery & Celeriac	sow indoors Jan 21–Feb 15, move to cold frame Mar 1–Mar 15, transplant out May 1–Jun 1
Collards	direct sow Mar 10–Sept 1
Corn	direct sow Apr 21–Jul 15
Cucumbers	direct sow May 1–Jul 21
Eggplants	sow indoors Mar 7–Apr 21, transplant out May 7–Jun 21

Endive	direct sow Mar 15–Apr 15, Jul 21–Sept 15
Garlic	plant bulbs Oct 15–Nov 15
Kale	direct sow Mar 10–Apr 15, Jul 21–Sept 15
Kohlrabi	direct sow Mar 10–Apr 15, Jul 15–Aug 21
Lettuce	direct sow Mar 10–Jun 1, Aug 7–Sept 21
Muskmelon	direct sow May 1–Jun 15
Mustards	direct sow Mar 10–May 1, Jul 25–Oct 1
Okra	direct sow May 1–Jul 1
Onions, Green	sow indoors starting Feb 10, direct sow Mar 15–Aug 10
Onions, Bulb	sow in cold frame Nov 10–Dec 1 (or indoors Jan 1–Jan 21), transplant out Mar 1–Mar 21
Onion, Multiplier	plant bulbs Oct 15–Nov 15
Parsnips	direct sow Mar 1–May 1
Peas	direct sow Mar 1–Apr 15, Jul 15–Aug 1
Southern Peas	direct sow May 7–Jul 25
Peppers	sow indoors Mar 7–Apr 21, transplant out May 7–Jun 21
Potatoes	transplant out Mar 15–Apr 15, Jun 1–25 (mulch)
Radishes	direct sow Mar 10–Jun 1, Aug 1–Nov 1
Rutabaga	direct sow Aug 1–Aug 21

Spinach	direct sow Mar 1–Apr 21, Sept 1–Oct 1
Summer Squash & Zucchini	direct sow Apr 21–Jul 21
Winter Squash & Pumpkins	direct sow May 1–Jun 10
Sunflowers	direct sow Apr 15–Jul 7
Sweet Potatoes	transplant out May 15–Jun 21
Swiss Chard	direct sow Mar 15–Aug 1
Tomatoes	sow indoors Feb 21–May 7, transplant out Apr 21–Jun 21
Turnips	direct sow Mar 10–Apr 15, Aug 7–Oct 1
Watermelon	direct sow May 1–Jun 10

Adjust these dates for your region!

We consider the mid-Atlantic to be divided into 3 distinct gardening regions: inland plains, coastal, and mountain.

Use these guidelines to adjust dates for your region:

Coastal Gardens:

Mild winters allow for planting spring crops up to 2–4 weeks earlier in late winter and early spring. Continue to plant cool-season fall crops up to 2–4 weeks later in summer and fall.

Mountain Gardens:

You may need to delay plantings up to 2–4 weeks in the late winter and early spring to allow the soil to warm up and dry out. Take advantage of long springs by planting cool-season spring crops up to 2–4 weeks later. Discontinue fall plantings up to 2–4 weeks earlier to ensure adequate time before frosts. Hot-season crops should be planted early enough to ensure adequate heat and time for maturation, but be sure to allow the soil to adequately warm.

Choose faster-maturing varieties for hot-season crops.

Alternative Greens & Dual Crops

In addition to the greens listed here, the leaves of sweet potatoes, amaranth, hyacinth beans, asparagus beans, southern peas (cowpeas), and squash can be cooked and eaten. We recommend using young leaves and shoot tips of squash and hyacinth bean plants. Amaranths vary in taste; we recommend Callaloo amaranth and Mayo Indian grain amaranth for greens. Buckwheat (cover crop) leaves can be eaten raw in salads. Many herbs work well in salads, including roselle, salad burnet, anise-hyssop, sorrel, chives, cilantro, dill, borage, and basil. Young pea shoots can be eaten as a salad green.

Find more tips like these on our blog: www.SouthernExposure.com/blog

Cold Season Gardening Quick Reference

Cold hardiness varies with variety, the health of the garden soil (the healthier the soil, the hardier the plants), wind chill, etc. Be aware of the idiosyncrasies of your garden – low areas collect cold air, south-facing slopes with good air drainage stay warmest. Take notes, experiment, find (or breed!) the varieties right for you!

CROP Recommended Varieties
Cold Hardiness Advice

Early Summer

Start planting for fall and winter with two of the hardiest winter vegetables, but also the slowest to reach maturity. We direct sow parsnips by early May, when the soil is still cool, and we sow Brussels sprouts by mid-June. **BRUSSELS SPROUTS** Catskill · 20–25°F **PARSNIPS** Harris Model, Hollow Crown, Turga · 0°F **SALSIFY** Sandwich Island Mammoth · 0°F



Catskill Brussels Sprouts p. 10



Parsnips p. 32–33

Late Summer to Early Fall

For fall & winter salads, start weekly sowings of lettuce. In late summer, sow greens more thickly to survive insect damage. Add cilantro and parsley in early fall. Radishes and turnips can be sown earlier, but we prefer to wait for cooler temperatures in early fall. Wait for the soil temperature to cool before direct sowing spinach (when galinsoga weeds bloom).

LETTUCE Red Salad Bowl, Bronze Arrow, Winter Density, Rouge d'Hiver, Red Sails · 25°F (large leaves), 15°F and lower (small leaves) · Red lettuces are more attractive for fall planting, as cold temperatures intensify red colors, while green lettuces look yellow and sickly. Lettuce may have difficulty germinating in hot soil. **LARGE LETTUCE** Large heads don't handle very cold weather well. They usually rot and decline by mid-Dec. **SMALL LETTUCE** **TO OVERWINTER** Plants should have 4–10 leaves before winter. Growth slows with onset of cold, then resumes, with plants reaching maturity in Feb./March.



Winter Density Lettuce p. 27

ENDIVE, ESCAROLE 25°F and lower · Similar to lettuce.

COLLARDS 12°F · Young collards are shorter and easier to cover, so start a fall crop!



Champion Collards p. 22

KALE Red Russian · 15°F · Vates, Siberian, Lacinato Rainbow, Lacinato · 12°F · Even' Star Smooth Kale · 6°F



Red Russian Kale p. 24

Mid-Summer

We sow our earliest fall broccoli and cabbage in early June, by July 4th at the latest. We make a second, late sowing by mid-July, adding cauliflower & Chinese cabbage. We do a large sowing of carrots late-July through mid-August for fall and winter harvest. Kohlrabi and rutabaga should be sown by early to mid-August.

BEETS Lutz Green Leaf, Chioggia, Bulls Blood · 20°F (roots), 16°F (leaves) · Sow beets before hot weather arrives.

BROCCOLI 28°F · Leaves can handle to 15°F, but heads are more tender.

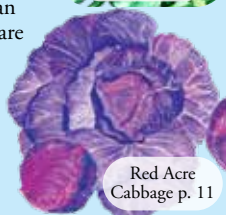
CABBAGE 20–25°F · If damaged by frost, harvest and peel off damaged layers before storing.



Early Wonder Tall Top Beets p. 10



Broccoli p. 10



Red Acre Cabbage p. 11

MUSTARDS Red Giant, Southern Curled · 25°F · Bolt in Jan./Feb. as days lengthen. Tat Soi · Succession plantings 1–2 weeks apart. Good mustard to overwinter · hardy, close to the ground, & easy to cover, but will bolt in Jan./Feb. as days lengthen. Even' Star Tender Tat, New Star Mustard, Chinese Thick-Stem Mustard · Even' Star winter-hardy varieties · 6–12°F

RADISHES Cherry Belle · 20°F (roots), 16°F (leaves) **DAIKON** **RADISHES, FALL RADISHES** · Misato Rose, Black Spanish Round, Miyashige White Daikon · 20°F (roots), 16°F (leaves)

RADICCHIO · 25°F and lower

SWISS CHARD · 25°F? (Variable) · Smaller-leaved varieties are the most cold-hardy.

TURNIPS Purple Top White Globe, Seven Top (greens) · 20°F (roots), 16°F (leaves) · Ice-Bred White Egg · 6°F

CILANTRO 15°F · Plant earlier for fall harvests, later for overwintering crops. Younger/smaller plants overwinter best. May have problems germinating in hot soil.

PARSLEY Flat Leaf Italian · 20°F · Best for flavor and drying, but less hardy. **CURLY** Moss Curled · 15°F · Prettier & hardier.

SPINACH Abundant Bloomsdale, Long-Standing Bloomsdale, Winter Bloomsdale · 10°F (large leaves), 5°F (small leaves) · Wait until cool weather to seed as spinach seed doesn't germinate/survive well in hot soil.




Tatsoi p. 25



Miyashige White Daikon Radish p. 43



Purple Top White Globe Turnips p. 58



Moss Curled Parsley p. 25



Winter Bloomsdale Spinach p. 25

CARROTS Danvers, Oxheart · 12°F

CAULIFLOWER 32°F · Leaves handle as low as 15°F, but heads damage easily.

CHINESE CABBAGE 25°F

LEEK American Flag 10°F (probably lower) · Don't overwinter tender 'Summer' types

ONIONS, GREEN Evergreen Hardy White, Deep Purple · 25°F · Purple types have more color in cold weather.

KOHLRABI Early Purple Vienna, Gigant Winter · 20°F? We're still experimenting.

RUTABAGAS American Purple Top Yellow · 20°F (roots), 16°F (leaves)


DILL Fernleaf · 25°F



Danvers 126 Carrots p. 12




Snowball Cauliflower p. 12



Purple Vienna Kohlrabi p. 26



American Flag Leek p. 26



Rutabaga p. 57

Mid- to Late Fall

Wait until mid-Fall to plant garlic & perennial onion bulbs (including shallots). Don't despair if you still haven't planted winter greens we've had success sowing greens in early November in a makeshift cold frame. Our fastest growing fall-sown greens are arugula, cress, Tatsoi, and kale. Lettuce seedlings can be transplanted under row cover in early November. We've even harvested a last round of radishes from a November sowing.

Great for last minute sowings: Arugula, Cress, Tatsoi, baby Kale, Radishes.

ARUGULA Even' Star Winter Arugula (6°F) · 22°F · Will bolt in Jan./Feb. as days lengthen.

CRESS Belle Isle Plant by mid-fall, (slow germinating).

GARLIC · 5°F if not too much topgrowth

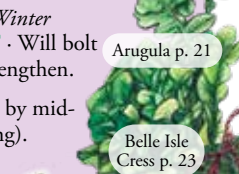
· Frost-burned plants will survive, but won't produce as large a bulb. Plant later to avoid frost damage.

PERENNIAL ONIONS (SHALLOTS) Yellow Potato Onions · 0°F · Withstand colder temperatures so long as they are mulched and deeply planted.

RADISHES Cherry Belle · Choose quick-growing spring-type radishes for late plantings.



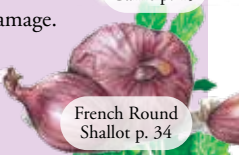
Arugula p. 21



Belle Isle Cress p. 23



Hardneck Garlic p. 19



French Round Shallot p. 34



Cherry Belle Radish p. 43

Index

Ordering Information 86
 Order Form 87–88
 Planting Dates 89
 Fall & Winter Garden Guide 90
Books 77–80
Supplies 80–81
Collections & Mixes 82

Amaranth (Flower) 66	Leeks 26
Amaranth (Grain) 74	Legume Inoculant 81
Amaranth (Greens) 21	Lettuce 26–29
Artichokes 5	Lima Beans 8–9
Arugula 22	Millet 74
Asparagus Beans 7	Mushrooms 29–30
Austr. Winter Peas 75	Muskmelons 30–31
Beans 5–9	Mustard Greens 24–25
Beets 9	Oats 75
Black-Eyed Peas 36–37	Okra 31–32
Broccoli 10	Onions 33–35
Broomcorn 76–77	Pak Choi 22
Brussels Sprouts 10	Parsley 25
Cabbage 11	Parsnips 32–33
Cantaloupe 30–31	Peanuts 37–38
Carrots 12	Peas 35–38
Cauliflower 12	Peppers 38–43
Celeriac 11	Popcorn 16
Celery 11	Potatoes 83
Chard 26	Pumpkins 47
Cherry Tomatoes 55–56	Radicchio 22
Chicory 22	Radishes 43, 75
Chinese Cabbage 22	Rhubarb 44
Clover 74	Rice 75
Collards 22–23	Runner Beans 8–9
Collections 82	Rutabagas 57
Corn 13–16	Rye 76
Cotton 67–68	Salsify 44
Cover Crops 74–77	Sesame 76
Cowpeas 36–37	Shallots 34
Cress 23	Sorghum 76–77
Cucumbers 16–17	Southern Peas 36–37
Edamame 8	Soybeans 8
Eggplants 18	Spinach 25
Endive 23	Squash 44–47
Fava Beans 8	Summer Spinach 21
Field Corn 14–16	Summer Squash 44–45
Flowers 66–73	Sunflowers 72–73
Garden Huckleberry 56	Sunn Hemp 75
Garlic 19–20	Swedes 57
Ginseng 64	Sweet Corn 13
Goldenseal 64	Sweet Potatoes 84
Gourds 20–21	Swiss Chard 26
Gourdseed Corn 16	Tomatillos 57
Grains 74–77	Tomatoes 48–56
Greens 21–26	Turnips 58
Ground Cherries 57	Vetch 75
Herbs 60–65	Watermelon 58–59
Husk Tomatoes 57	Wheat 73, 75
Jewels of Opar 21	Winter Squash 45–47
Kale 24–25	Wonderberry 56
Kohlrabi 26	Zucchini 44–45



Retail Seed Racks

Do you know of a store, garden center, or co-op that should sell Southern Exposure seeds? They should know about our Retail Seed Racks program.

- over 300 organic & heirloom varieties
- spinning wire racks, handmade wooden racks & affordable cardboard racks in a range of sizes
- beautifully illustrated retail packets
- convenient online ordering system

**Contact our seed rack team: Seedracks@SouthernExposure.com
www.SouthernExposure.com/seedracks (540) 894-7890**





Common Wealth Seed Growers

Farmer Direct Seeds from Virginia
www.CommonWealthSeeds.com (540) 223-5861



We specialize in research, development, and seed production of downy mildew resistant cucurbit varieties.

See DMR 401 Cucumber (pg. 16), South Anna Butternut (pg. 46), Chou Cheh Red Watermelon (pg. 58), and African Drum Gourd (pg. 21) in this catalog.



This new *Collards* edition of *Crop Stories* magazine from Utopian Seed Project was made possible with support from Southern SARE and Southern Exposure Seed Exchange. Our hope is for more farmers to grow more varieties of collards, and for more consumers to seek out and enjoy eating the diversity stewarded by The Heirloom Collard Project. *Collards* is a beautiful collection of collard-focused art, essay, poetry, and recipes. Single softcover, 84 pp. #91206 \$20.00

Our Events Calendar

See our full calendar at SouthernExposure.com or like us on Facebook. We donate 10% of winter event sales (through March 21) to benefit the Organic Seed Alliance.

- January 6–8, Virginia Association for Biological Farming Conference, Roanoke, VA vabf.org
- January 13–14, NOFA-MASS Annual Winter Conference, Worcester, MA nofamass.org
- February 8–11, PASA 2023 Farming for the Future Conference, Lancaster, PA pasafarming.org
- February 16–17, Georgia Organics Conference, Perry, GA georgiaorganics.org
- Feb 18–19, Mother Earth News Fair, Belton, TX motherearthnewsfair.com

- Feb 25–26 Organic Growers School Spring Conference, Asheville, NC organicgrowersschool.org
- March 11, Prince George Master Gardener Association Symposium, Petersburg, VA
- April 29–30, Mother Earth News Fair, Lawrence, KS motherearthnewsfair.com
- July 15–16, Mother Earth News Fair, Erie, PA motherearthnewsfair.com
- November TBD, Annual Sustainable Agriculture Conference, CFSA, Durham, NC carolinafarmstewards.org



PRST STD
U.S. Postage
PAID
Permit #6
Louisa, VA 23093

Outstanding New Varieties



Mary's Niagara
Ground Cherry p. 57



Tokyo Market
Turnip p. 58



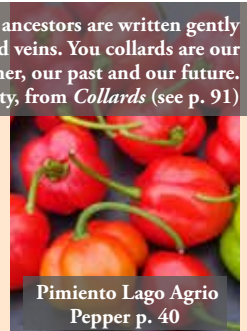
Lottie
Collards p. 23



Florida Conch
Southern Pea p. 36




Okinawa Pink
Okra p. 32



Pimiento Lago Agrio
Pepper p. 40

Notes about our ancestors are written gently on your ribs and veins. You collards are our familiar, our sojourner, our past and our future.
– Michael Twitty, from *Collards* (see p. 91)

Returning Varieties



Kentucky Rainbow
Corn p. 15




Turkey Crow
Pole Bean p. 6



Thai Kang Kob
Pumpkin p. 47




Fastigiata Pin
Striped Peanut p. 38



Amish Snap
Snap Pea p. 35

Perpetual Customer Favorites



Strawberry
Watermelon p. 59



Doe Hill Golden Bell
Bell Pepper p. 40



Contender
Pole Bean p. 5



Eva Purple Ball
Tomato p. 53



Yellow Potato
Perennial Onions p. 34

100% recycled paper.




Scan to shop our
mobile-friendly online store!




Sweet Valentine
Lettuce p. 28



Red Torch
Tithonia p. 71



Ashworth
Sweet Corn p. 13



Wild Garden
Lettuce Mix p. 27