

# International Rock Gardener

ISSN 2053-7557



Number 49

**The Scottish Rock Garden Club**

January 2014

# ---International Rock Gardener---

January 2014



Welcome to a new year of the IRG. May this be a year of health and success for all our readers – and for their plants. We look forward to sharing the adventures and experiences of many of you in these pages as you hike in the mountains or work in your gardens. In all probability the year will not prove to be “smooth sailing” all the way but gardeners are well used to upsets and setbacks and so we will hope to spend the year in learning more about our plant obsessions and having some fun along the way as well as having some triumphs in growing plants that we can contemplate with pleasure.

Cover photo: *Eranthis stellata*, by [Olga Bondareva](#) - who will be the speaker at [the SRGC Summer Event](#).



Wim Boens, from Wingene, a small town near Bruges in Belgium was afflicted with the gardening bug from his parents and a great primary school teacher, and has been gardening for 25 years, since he was eight years old. He managed to find time away from his garden to gain a Master's Degree in Archeology. In plants his special interest is in the Ranunculaceae and he loves music too. Wim finds time to be a valued contributor to the SRGC and VRV forums as well as be the administrator of the website of the VRV which is a pointer to the multi-tasking skills of this Flemish plantsman!

This article first appeared in the journal of our sister society, the Flemish Rock Garden Society, [the VRV](#) – we are delighted to be able to show it in the IRG.

## ---Plant Portraits---


### The genus *Eranthis*, heralds of the end of winter! by Wim Boens

To me, the winter aconite is one of the nicest and most prominent harbingers of spring. This tuberous plant with its wonderful, intense yellow flowers, often flowers while the soil is still frozen solid and is the ideal partner for *Galanthus*, *Helleborus*, *Cyclamen coum* and early crocuses in the winter garden. The plants in this genus are part of the family of the *Ranunculaceae*.

Apart from the well-known *Eranthis hyemalis*, there are eight more species within this genus having either yellow or white flowers. Furthermore, quite a number of cultivars (of *E. hyemalis* and of *E. x tubergenii*) made their appearance at specialized nurseries over the last few years.

Right: *Eranthis hyemalis* in the garden of Wim Boens

The Asian species are sometimes put into the section *Shibateranthis* (sometimes used as generic name). The European and Turkish species are subsequently put into the section *Eranthis*. The generic name *Shibateranthis* has more specifically remained in use in Japan. The basis for this difference is the fact that plants of the section *Eranthis* have two seed leaves and grow in the wild in Europe and the Near East. Plants of the section *Shibateranthis* on the other hand, have only one seed leaf (although they are dicotyledons) and grow in the wild in Central Asia and the Far East. For this article I have chosen to use the generic name *Eranthis* for all plants.



# ---International Rock Gardener---

## The Species

**The yellow flowering species:** These 3 species and one hybrid are all easily distinguishable.



*Eranthis cilicica* in the garden of Luc Gilgemyn

### ***Eranthis cilicica*** (Syn.: *Eranthis isaurica*)

A very close relative of *E. hyemalis* (according to some taxonomists they are one and the same species). The flowers are more golden and the leaves are more finely pinnate. When they start to grow, the leaves also have a more bronze colour, which fades during the unfolding of the leaf. The tuber of *E. cilicica* is round and smooth, whereas the tuber of *E. hyemalis* is knobby and uneven. In most cases it flowers later than *E. hyemalis*. This plant is native to Turkey (Cilicia = region at the southeastern coast of Turkey).

Since *E. cilicica* is considered as a form of *E. hyemalis* by some taxonomists, sometimes they are named *E. hyemalis*, Cilicia Group.

Left: *Eranthis cilicica* in the Scottish garden of Ian and Maggi Young.



## ---International Rock Gardener---

***Eranthis hyemalis*** (Syn.: *Eranthis bulgarica*, *Eranthis hyemalis* var. *bulgaricus*) (photo right: J.I.Young/BulbLog)

The well-known winter aconite with its bright yellow flowers has been growing in our gardens for well over 400 years. Originally only found in the wild in Middle- and Southeastern Europe (the south of France, Italy and the Balkans), it has now spread across large parts of Europe and Northern-America through introduction from garden populations.



***Eranthis longistipitata*** (Syn.: *Shibateranthis longistipitata*) (photo left: Janis Ruksans/SRGC Forum)

This yellowish-orange flowering species is native to Central-Asia (i.e. Uzbekistan, Afghanistan, Iran, Kyrgyzstan, Turkmenistan). It grows in places which are reasonably humid during the growing season. After the plants die down, their growing places become very dry and that's exactly what this magnificent plant appreciates in the garden! The more orange coloured plants might be another species, subspecies or variety, but this has not been researched as yet.



***Eranthis x tubergenii***

Not a pure species, but a deliberate cross made by JCM Hoog of the company 'Van Tubergen'. This is a cross between *E. hyemalis* and *E. cilicica*. According to the taxonomists who classify *E. cilicica* with *E. hyemalis*, this is just another *E. hyemalis* and they subsequently named it *E. hyemalis*, Tubergenii Group. Most of the time this form is sterile, but over the last couple of years, a fertile clone has been for sale!

Left: *Eranthis x tubergenii* in the garden of Kris de Raeymaeker

## ---International Rock Gardener---

### The white flowering species:

Within these species there's quite some confusion regarding naming. The generic name *Eranthis* as well as the generic name *Shibateranthis* is in use for these species and they are not easily distinguishable. When you look at the descriptions in the different flora, it's very clear that there are only some minor differences, of which the most important one is often the place where they occur in the wild. The most logical conclusion one can make from these observations, is that all these species had one and the same parent. Because of geographical separation of different populations of this parent, *Eranthis pinnatifida* (in Japan) for example could start to differ from the plants on the mainland. Since the morphological and genetic differences are not that important yet, one can assume that the separation between these different populations happened quite recently. This last statement can also be used for the group of *Eranthis hyemalis*, *Eranthis cilicica* and to a lesser extent *Eranthis longistipitata*.

#### ***Eranthis albiflora*** (Syn.: *Shibateranthis albiflora*)

A Chinese species, native to the west of Sichuan, with white flowers, very similar to *E. stellata*. There are a few, very small differences between them. *E. albiflora* has glabrous flowering stems, while *E. stellata* has pubescent flowering stems. *E. albiflora* has 4-5 sessile carpels which are glabrous and *E. stellata* has 6-9 pubescent carpels on a small stalk.




*Eranthis byunsanensis* grown in the garden of Tatsuo Yamanka

#### ***Eranthis byunsanensis*** (Syn.: *Shibateranthis byunsanensis*)

This is one of the most confusing species (together with *E. albiflora*). Many taxonomists place this gorgeous plant together with *E. pinnatifida*, but *E. byunsanensis* can only be found in Korea and from genetic research it has become clear that there is a difference with *E. pinnatifida*. That is the reason why I have chosen to describe this species separately here. It's very similar to *E. pinnatifida* but the anthers are a lighter blue and the petals\* are green (instead of yellow in *E. pinnatifida*). Another and

## ---International Rock Gardener---

clearer difference is that the petals\*, which are funnel-shaped in *E. byunsanensis*, are bifid in *E. pinnatifida*. Some taxonomists would like to put *E. byunsanensis* in with *E. stellata*. In my opinion *E. byunsanensis* is more similar to *E. pinnatifida* and *E. albiflora* than to *E. stellata*. Possibly there's also a variety of this species: *E. byunsanensis* var. *pungdoensis*, with broader petals\*, that grows in a very small area in Korea.



*Eranthis lobulata* var. *elatior* pictured in bloom at [Hailuogou, Sichuan](#) by Bjørnar Olsen

### ***Eranthis lobulata*** (Syn.: *Shibateranthis lobulata*)

From the fact that this *Eranthis* is solely described in the Flora of China, without a description of the flower, I deduce that this plant was only known as a herbarium-specimen with capsule and without flower. This species is endemic in northern and western Sichuan. Two varieties are distinguished, var. *lobulata* and var. *elatior*. In the Spring of 2013, [Bjørnar Olsen](#) found *Eranthis lobulata* var. *elatior* in bloom at Hailuogou (Sichuan), growing between 2600 and 2200 metres in altitude. It bears small white flowers above the typical *Eranthis* leaves. This species is very similar to *E. albiflora*. The only differences are visible in the carpels. *E. albiflora* has 4 to 5 sessile carpels, whilst *E. lobulata* has 4-9 with short stalks. Another difference, visible from the pictures of Bjørnar is that the petals are bifid in *E. lobulata* whilst they are funnel-shaped in *E. albiflora*.

## ---International Rock Gardener---



*Eranthis pinnatifida* grown in Aberdeen, NE Scotland, by I. and M. Young

***Eranthis pinnatifida*** (Syn.: *Eranthis keiskei*, *Shibateranthis pinnatifida*)

This white-flowering species is endemic in Japan. *E. pinnatifida* has very distinctive flowers with blue anthers. This is one of the small differences with *E. stellata*, which grows on the mainland of Asia and has pink coloured anthers. *E. pinnatifida* also has finer lacinate leaves. Some quite [special forms](#) have been collected in Japan, including forms without anthocyanin. The flowers of these forms have white anthers, filled flowered forms or flowers with a pink touch on the sepals\*.



*E. pinnatifida* - albino form, left and pink form, right - from Soryo-Cho, Shobara-Shi, Hiroshima-Ken in the garden of Tatsuo Yamanaka in Japan.

## ---International Rock Gardener---



This rear view of *Eranthis pinnatifida* (left) from Tatsuo Yamanaka shows more clearly the pink suffusion of this form from Soryo-Cho, Shobara-Shi, Hiroshima-Ken.

***Eranthis sibirica***  
(Syn.: *Eranthis uncinata*,  
*Shibateranthis sibirica*)

This white-flowering species, endemic to eastern Siberia, is very similar to *E. stellata*, but with some slight visual differences. *E. sibirica* has upward

facing flowers, while the flowers of *E. stellata* face to the side. This flower also has white anthers and a white green pistil, while these are respectively light pink and light violet in *E. stellata*.

As a last difference *E. sibirica* has glandular pedicels which are pilose (white hairy) in *E. stellata*.



*E. sibirica* is erroneously described as 'yellow flowered' in the Flora of the USSR, most probably because the description was based on a herbarium specimen.

*Eranthis sibirica* – a pink form in the garden of Geir Moen in Norway.



## ---International Rock Gardener---



***Eranthis stellata*** (Syn.: *Eranthis vaniotiana*, *Shibateranthis stellata*)

A white flowering species, growing in the wild in northern China (Jilin, Liaoning), northern Korea and the extreme east of Russia (Kraj Primorski). The flower often has a slightly blue sheen on the back of the sepals\* and has light pink anthers, which makes a “clear” difference with *E. pinnatifida* and *E. sibirica*. It is described as yellow flowering in the Flora of China and the Flora of the USSR, again because the description was based on a specimen which was kept in a herbarium.

*Eranthis stellata*- photo, with cover picture, by Olga Bondareva.

### ***Eranthis* in the garden**

The most common species which you'll find for sale are *E. cilicica*, *E. hyemalis* and *E. x tubergenii*. You might be able to buy *E. longistipitata*, *E. pinnatifida* and *E. stellata* from specialized nurseries or from some seedlists.



*Eranthis hyemalis* in the garden of [Franz Hadacek](#) in Vienna.

In principle they are quite easy to grow. All of them prefer virtually similar growing conditions. If you give them a place in semi-shade or even full sun in a soil that is reasonably rich in humus and well drained, they will readily multiply. *E. cilicica* likes its growing conditions a bit dryer during summer, but is not extremely picky. *E. longistipitata* on the other hand loves being baked dry during summer, which makes it a plant for the bulbframe in our region. For a number of years now, I have been successfully growing *E. cilicica*, *E. hyemalis*, *E. x tubergenii* and *E. pinnatifida* outside in my garden. Flowers of *E. pinnatifida* can wither quickly because of rain or late frost though, so if you want to get the best of this flabbergasting plant every year, you should take the plant indoors to enjoy the flowers.

Because it self-sows, *E. hyemalis* in particular can spread after a couple of years and it will multiply to form beautiful vast groups. The seedlings are easily removable, so they never become obnoxious, rampaging plants.

## ---International Rock Gardener---


The sowing of these species and cultivars is quite easy too and many of the named cultivars come back true. It's always best to sow the seeds as fresh as possible. Seeds which have been kept dry and at room-temperature for a couple of weeks will certainly have lost their germinating capacity. Sow them on a well-drained medium which never dries out completely. A sowing medium consisting of equal parts of potting soil and sharp grit or perlite does quite well for me. Leave the sowing pots outdoors. They need at least one period with frost to germinate. Most of the time they will give 100% germination in the following spring.



*Eranthis hyemalis* seedheads from a [Bulb Log](#) of J.I.Young

A lot of people complain about the fact that the dry bulbs, which are sold in autumn, don't come up in the following spring and most certainly don't flower. Dried out tubers of *Eranthis* will never get going, they need to rehydrate completely before they'll even start thinking about growing. There's an easy solution to this problem though. Submerge the tubers for 24 hours in lukewarm water before planting them out. It's also important to plant them not too close to the surface, better a bit too deep than too shallow. After this treatment they will most certainly reward you with flowers in the following spring. The *Eranthis hyemalis* from the picture on page 2 have been treated in this way and have grown to form beautiful drifts in three years and they've even self-sown abundantly. Another good option is to buy them while they are in growth.

\* The petals of *Eranthis* species are always reduced to nectaries. (In some cultivars they have "reformed" to actual petals, which creates semi-filled flowers). It is the sepals which give most of the colour in *Eranthis* species. Some taxonomists describe the sepals as tepals.



# ---International Rock Gardener---

## The cultivars



In the last couple of years quite a few new cultivars of *E. hyemalis* (and some of *E. x tubergenii*) have become available. There is even a new kind of craziness emerging: after Galanthophilia, people are becoming infected with Eranthophilia...and more often than not there's a cross-contamination between these two "philiats".

It is possible to create a tentative cultivar classification based on the external characteristics of the flower ((semi-)filled -single flowers, flower colour). I will first elaborate on the grouping of the cultivars.

### Cultivar classification:

I chose to classify the different cultivars into cultivar groups. The "Double Group" contains both the filled and semi-filled cultivars. The "Light Yellow" category contains the cultivars with straw-yellow flowers (like 'Schwefelglanz') as well as the cultivars with lemon yellow flowers (like 'Zitronenfalter'). The classification in single or filled flowers was based on the morphology of the flower. The petals in single flowers are always reduced to nectaries, making the sepals largely responsible for the flower colour. In some cultivars, the nectaries have been transformed to petals again, making them semi-filled. These forms have retained their stamens and carpels and are most of the time fertile. In fully filled forms, (most of) the stamens have been transformed to floral segments too, making them (most of the time) sterile.

### The cultivars

Below, I've compiled an as extensive as possible list of the existing cultivars. A lot of these cultivars have come on the market under different names, so I've tried to make a definitive overview of the different cultivars. Within these cultivars, I can't suppress the feeling that a lot of them are given a name without being clearly different from existing cultivars. I would like to ask for some common sense in naming *Eranthis* cultivars, and insist to only name those with a clearly distinct feature. In the description of the cultivars I've kept to the distinction between sepals and petals/nectaries. Note that certain botanists describe the sepals as tepals.

*Eranthis hyemalis* cultivar list

#### Single Group:

Green - 'Egon Treff'; 'Grünling'; 'Ruth Treff.'

Light Yellow - 'Birte'; 'Dr. Martina Bell'; 'Lightning'; 'Moonlight';

'Pauline'; 'Schwefelglanz'; 'Zitronenfalter'

Yellow - 'Euan Bunclark'; 'Schlyters Gigant'; 'Schlyters Riese'; 'Winterzauber'

Orange - 'Orange Glow'/'Copenhagen Orange'/'Aurantiaca'; 'Orange Pips'; 'Schlyters Orange'

#### Double Group:

Green - 'All Saints'; 'Andenken an Johannes Raschke'

Double Strike Group; 'Eberhard Fluche'; 'Grünspecht'; Flore Pleno/Semi- Plena/ 'Copenhagen'; 'Noël Ayres'; Plena type, Scotland; 'Richard Bish'

Yellow - 'Clare Swales'; 'Dooze'; Gothenburg Double Group/'Gothenburg'/ 'Gothenburg Double'; 'Hafod'; 'Lady Lamortagne';

*Eranthis x tubergenii* cultivars

Yellow - 'Guinea Gold'; 'Glory'



USA - Winter Garden  
Flower Postage  
Stamps 1996

## ---International Rock Gardener---




***Eranthis hyemalis* 'All Saints'** (Double Group/Green) Photo left: Joe Sharman  
This cultivar, similar to *E. hyemalis* 'Noël Ayres' was discovered during the Galanthus Gala of 2009 at the cemetery of "All Saints church" in Ellough (Beccles, Suffolk). John Foster lives nearby and asked for permission to dig it up. This cultivar was named for the church where it was found.

This is a green-yellow semi-filled form. Fertile. Flowering period is the same as most of the *Eranthis* cultivars. When you're not sure of the origin, this cultivar can very easily be confused with other semi-filled cultivars. Distinct because of its origin from an isolated place.

***Eranthis hyemalis* 'Andenken an Johannes Raschke'** (Double Group/Green)

Discovered in the nursery of Johannes Raschke in Luckau (Germany) in 1995. Filled, completely green form. As the flower ages, the sepals turn more yellow. Sterile.

Photo right: [Hagen Engelmann](#)



***Eranthis hyemalis* 'Birte'** (Single Group/Light Yellow)

Discovered by Jørn Jensen in the botanical garden of Aarhus in Denmark in 2010 and named for his wife. Single, light-yellow form. Colour is similar to that of *Crocus chrysanthus* 'Cream Beauty'.

Fertile. Photo below left: Jørn Jensen



***Eranthis hyemalis* 'Clare Swales'** (Double Group/Yellow) Photo above right: Joe Sharman  
Discovered by Keith Swales and named for his wife. Semi-filled form. Has 10-12 sepals which are long and narrow in shape.

## ---International Rock Gardener---




***Eranthis hyemalis* 'Dooze'** (Double Group/Yellow)  
Discovered in England in 2003 by Gert-Jan van der Kolk. This form was named for the owner of the estate where it was found.

Semi-filled form. Tall plant. Is the earliest to flower and the tallest of all filled cultivars. Fertile. Sepals are curved inwards.

Photo left: 'Dooze' in the garden of Joe Sharman

***Eranthis hyemalis*, Double Strike Group** (Double Group/Green) –pictured below in the garden of Wim Boens. Seedlings of *E. hyemalis* 'Lightning'. Carol Lim from Pennsylvania sent these to John Grimshaw who

grew them on. Flowers early, a bit later than the parent plant. These are filled green/light yellow plants. Within this group, there's variation in the fullness of the flowers. Some of them are fertile, but they give very few seeds.



***Eranthis hyemalis* 'Dr. Martina Bell'** (Single Group/Light Yellow) (no photo)

Discovered in the garden of Egon and Ruth Treff in Darmstadt, Germany, in 2009 and named for one of her friends (who has herself presented *Eranthis* to the RHS Joint Rock Committee in London). Single, light-yellow form. Fertile. With small inwards curled sepals. Registered at the KAVB\* in 2009 by Ruth Treff.

## ---International Rock Gardener---



### ***Eranthis hyemalis* 'Eberhard Fluche'** (Double Group/Green)

This cultivar was discovered by Eberhard Fluche in England, from where he brought it to his garden in Darmstadt, Germany. After he passed away it was named in his honour by Dr. Martina Bell.

Beautifully evenly filled green yellow form. Sepals are green and the petals are yellow. Sterile.

Left: Photo by John Finch of pot of 'Eberhard Fluche' at an RHS show in London.

### ***Eranthis hyemalis* 'EgonTreff'** (Single Group/Green) (no photo)

Discovered in the garden of Ruth Treff in Darmstadt in 2006 and named for her husband. Single, green yellow form. Registered at the KAVB\* in 2009 by Ruth Treff.



### ***Eranthis hyemalis* 'Euan Bunclark'** (Single Group/Yellow) Photo above from Joe Sharman.

This cultivar, which was discovered early in the twenty-first century, has been named in honour of the son of a friend of Joe Sharman who has died at a young age. This is a single yellow flowering form. Grows extremely well. Reasonably tall. Fertile and some seedlings come back true to form. The most prominent difference with the other cultivars is the deeply cut sepals (they are cut like the leaves).

## ---International Rock Gardener---

Below: *E. hyemalis* Flore Pleno/Semi-Plena - both in the garden of Wolfgang Vorig



### ***Eranthis hyemalis*, Flore Pleno** (syn: 'Copenhagen'; Semi-Plena (Double Group/Green)

A Group name of a bunch of filled and semi-filled, yellow/yellow green flowers. There are a lot of plants, being sold under different names which are all part of this group, since they don't have any strong distinct feature. For this purpose I'd put them all under this group name. Possibly some of them can be differentiated by their place of origin.

'Copenhagen' comes from a separate fertile group in the botanical garden of Copenhagen. These have been growing there since 1955 and were donated to his institute by Doctor Phil Sven Larsson. Since they keep this form under the name of Flore Pleno in the botanical garden, I have respected their nomenclature.

### ***Eranthis hyemalis*, Gothenburg Double Group** (syn: 'Gothenburg', 'Gothenburg Double') (Double Group/Yellow)

This cultivar is sold by the botanical garden of Gothenburg. This double form originated from seed which was donated to the botanical garden in 1983 by Erik Jensen from Herning (Denmark). It multiplies vegetatively and by seed (seed raised plants come back double). Possibly this cultivar should be placed under the name of Flore Pleno, but they are being spread exclusively under that name by the botanical garden of Gothenburg, so I've kept it separate. Semi filled flowers. Fertile. Comes true from seed.



### ***Eranthis hyemalis* 'Grünling'** (Single Group/Green)

Discovered in the garden of Ruth Treff in Darmstadt in 1998 and named for the fungus *Tricholoma equestre* ("Grünling" in German, "Man on horseback" or "Yellow knight" in English). Single, yellow form but the sepals have green stripes on the interior and the exterior. Flowers later than the regular species. Registered at the KAVB\*\* in 2009.

Left: 'Grünling' photo from John Finch at a London RHS Show.


### ***Eranthis hyemalis* 'Grünspecht'** (Double Group/Green)

Discovered by Erich Pohle and named for the [Green Woodpecker](#). Semi filled, green-yellow cultivar. Outside sepals are green, on the inside they are yellow. Fertile. This cultivars also flowers later than the regular species.

Right: 'Grünspecht' photo from the garden of Joe Sharman.




## ---International Rock Gardener---



***Eranthis* 'Hafod'** (Double Group/Yellow) Photo Joe Sharman

Discovered by Joe Sharman in an old garden very near to the A604 road at Cambridge.

This specific population of *Eranthis* has characteristics of *E. hyemalis* and *E. cilicica*. Semi-filled, yellow flowers. Unsteady plant. Some years they can have 10-12 sepals/petals and other years only 5-7. Reasonably tall plant. Fertile. Comes true to form from seed.



***Eranthis hyemalis* 'Lady Lamortagne'** (Double Group/Yellow)

Left: Photo from Joe Sharman.

This was discovered by a Galanthus-wholesaler: when he was a child he and his siblings had nicknames for one another. One of his sisters was "Lady Lamortagne", hence the name.

Filled, yellow form. Tall, vigorous grower, flowers in the middle of the *Eranthis*-season. Fertile.

***Eranthis hyemalis* 'Lightning'** (Single Group/Light Yellow)

Discovered by Carol Lim in Pennsylvania.

Lemon-yellow, single form. Similar to *E. hyemalis* 'Zitronenfalter', but earlier flowering (sometimes even in December) and with more pointed sepals. Fertile.

Right: Photo from garden of [John Grimshaw](#).





## ---International Rock Gardener---



*Eranthis hyemalis* 'Moonlight' in the Ithaca garden of Marcia Brown Meigs.

### ***Eranthis hyemalis* 'Moonlight'** (Single Group/Light Yellow)

After WW II Dr. William (Bill) Hamilton brought some *E. hyemalis* bulbs with him from England to the USA (Ithaca in the state of New York). From the groups which established in his garden, he selected this light-yellow flowering form. Light-yellow, single flower. Similar to *E. hyemalis* 'Pauline' but a bit paler. Fertile and comes back true from seed. Flowers at the same time as the regular *E. hyemalis*.



### ***Eranthis hyemalis* 'Noël Ayres'** (Double Group/Green)

Photo from Joe Sharman. This was named for the head gardener of Anglesey Abbey, who discovered this form in the 1950s. He hid the plant in a non-public part of the garden, because he realized it was a unique form. The plant grew well and increased quickly, also by seeding around. Richard Ayres (son of), who became head gardener in that same estate later on, planted it out in the gardens. Filled, green yellow flowers. A versatile plant. Some years it's almost completely green and in other years it has a lot more yellow in the flower. Almost completely sterile. Registered at the KAVB\* in 2009.

## ---International Rock Gardener---




*Eranthis hyemalis*  
'Orange Glow' – from the garden of Joe Sharman

***Eranthis hyemalis***  
**'Orange Glow'** (syn: 'Copenhagen Orange'; 'Aurantiaca'), (Single Group/Orange)  
Again a plant which one can find under different names. Originally this plant was named *Eranthis hyemalis* 'Aurantiaca', but it was never registered as such. The original plant was discovered around 1950 by Jens Ole Pedersen in the Bikely nursery at Holbæk (Denmark). From there some plants were sent to the botanical garden of Copenhagen, some Dutch nurseries and some European amateur growers in March 1956.

Richard Blakeway-Philips was the first to mention this form as "Orange Glow" in 1989 and in 2009 Cees Breed registered it at the KAVB\*. Single, orange form. Fertile.

[Ed.: [The Connoisseur Collection](#) of Cees Breed has been chronicled in the SRGC Forum by Luit van Delft who also brings us wonderful reports from the weekly [Lisse Flower Show](#). These two friends are valued members and generous supporters of the SRGC.]



***Eranthis hyemalis*** 'Orange Pips'  
(Single Group/Orange)

This plant was selected by John Foster from a batch of seedlings of *Eranthis hyemalis* 'Noël Ayres'. (see page 17)  
Single, orange form, with bigger flowers and earlier to flower than *Eranthis hyemalis* 'Orange Glow'. The stamens are a bit more intensely coloured.

Left: *Eranthis hyemalis* 'Orange Pips'  
In the garden of [Joe Sharman](#).

## ---International Rock Gardener---



### ***Eranthis hyemalis* 'Pauline'** (Single Group/Light Yellow)

Photo above by Joe Sharman

Discovered at Petersfield Garden by the painter/botanical artist Patricia Dale in 1986 and named for the botanical artist Pauline Dean (in whose honour *Crocus x paulinae* was also named).

Single, straw yellow flowers. Fertile, comes true from seed. Can be confused with *Eranthis* 'Schwefelglanz' but as well as the place of origin being different there are some other dissimilarities.

*E. hyemalis* 'Pauline' flowers earlier with a more open inflorescence and the overall colours are paler, in bud as well as when mature. Particularly, the nectaries are a lot paler than *E.* 'Schwefelglanz'.

### ***Eranthis hyemalis***, Plena type, Scotland (Double Group/Green)

A nice, uniformly semi-filled form from Scotland, found by Michael Myers 10 years ago. Sets very little seed and does not come true from seed.

Semi-filled, greenyellow flowers. Fertile.

Left: *Eranthis hyemalis*, Plena type, photo from Wilko Hofstede.



## ---International Rock Gardener---



***Eranthis hyemalis* 'Richard Bish'** (Double Group/Green)

Named by Karl Kristensen, found in the garden of Richard Bish and named in his honour.

Semi-filled yellow green flowers with beautiful rounded sepals. The outer sepals are yellow with green stripes, the inners are completely yellow. Fertile.

Left: photo by [Karl Kristensen](#)


***Eranthis hyemalis* 'Ruth Treff'** (Single Group/Green)

Discovered in the garden of Ruth Treff in Darmstadt in 2006. Single, light yellow form with green stripes. Similar to *E. hyemalis* 'Schwefelglanz', but with green stripes at the exterior of the sepals. Registered at the KAVB\* in 2009.

Right: photo in the garden of Beate Sorg.



***Eranthis hyemalis* 'Schlyters Gigant'** (Single Group/Yellow) Named by Severin Schlyter from Sweden. Plant with larger flowers than many other forms.



Right: Print of 'The Winter Aconite Fairy' circa 1930-1940 by [Cecily Mary Barker](#)

Left: *Eranthis* 'Schlyters Gigant' photo Joe Sharman.



## ---International Rock Gardener---

### ***Eranthis hyemalis* 'Schlyters**

**Orange'** (Single Group/Orange) (no photo)

An orange flowering form from Severin Schlyters garden (Sweden). Single, orange form. Fertile.

This plant has no visible difference with *E. hyemalis* 'Orange Glow'. Possibly the same cultivar or a very similar clone, developed in Severin's garden. There were frequent contacts between the Danish and Swedish gardeners at the time, so it seems plausible that it is in fact the same cultivar as 'Orange Glow'. Against my better judgment I'm keeping them separate, based on a possible different place of origin.

Right: *Eranthis* 'Schlyters Riese' in the garden of Wolfgang Voring

### ***Eranthis* 'Schlyters Riese' (Single Group/Yellow)**

Named by Severin Schlyter (Sweden). Possibly a hybrid (x *tubergenii*). Taller plant. Sterile. Small flowers.



### ***Eranthis hyemalis* 'Schwefelglanz'** (Single Group/Light Yellow)

Left: Pictured in the garden of Beate Sorg.

Found in 1985 in the garden of Ruth Treff and named for *Chrysanthemum arcticum* 'Schwefelglanz', of which the flower colour is very similar. Introduced in 1997.

Light yellow

flowers with an apricot coloured bud. The flower is a bit smaller in comparison with the regular *Eranthis hyemalis* and it flowers in the middle of the season. Seeds itself very easily and comes back true from seed. Registered at the KAVB\* in 2009.

## ---International Rock Gardener---



### ***Eranthis hyemalis* 'Winterzauber'** (Single Group/Yellow)

Selected by Werner Voigt in his garden in Erfurt in 1980, photo by Joe Sharman.

Single yellow flowers, earliest flowerer, sterile. Possibly a hybrid between the small-flowered *Eranthis hyemalis* form from Italy with its very deeply cut leaves and the regular *Eranthis hyemalis* form. Likes a warmer and dryer spot in the garden.



### ***Eranthis hyemalis* 'Zitronenfalter'** (Single Group/Light Yellow)

Discovered by Jörg Lebsa in 1999 in Dresden.

Left: Photo by Joe Sharman

Single, pale yellow flowers. Similar to *E. hyemalis* 'Lightning', but flowering later, with slightly more rounded petals. Fertile. About 60% comes true from seed.

### ***Eranthis x tubergenii* 'Guinea Gold'** (Tubergenii Group/Yellow)

Selected at Van Tubergen by Johannes Hoog. A selection made from a deliberate cross between *Eranthis hyemalis* and *Eranthis cilicica*.

Well known form with single, deep-yellow flowers and bronze coloured leaves. Flowers late and with a sweet scent. Registered at the KAVB\*.

Left: Trough of 'Guinea Gold' by J. I. Young




### ***Eranthis x tubergenii* 'Glory'** (Tubergenii Group/Yellow) (no photo)

Selected at Van Tubergen by Johannes Hoog. Another selection made from the deliberate cross between *Eranthis hyemalis* and *Eranthis cilicica*. Single, big, yellow flowers. Leaves clear green. Registered at the KAVB ([Koninklijke Algemeene Vereniging voor bloembollencultuur](http://www.kavb.nl)) Last offered by Van Tubergen in 1974. It is possible this form has disappeared from gardens all together. **If anybody knows about the whereabouts of this cultivar, let me know!**

# ---International Rock Gardener---



A showy un-named *Eranthis* cultivar grown by [John Lonsdale](#) in Exton, Pennsylvania.



Two un-named cultivars [Gert-Jan van der Kolk](#).

There will be quite some very nice forms coming onto the market in the following years. Some pictures of these unnamed forms are published here as well.

W. B. [Wim.Boens@gmail.com](mailto:Wim.Boens@gmail.com)

Notes re *Eranthis* article:

\*Koninklijke Algemeene Vereniging voor bloembollencultuur =KAVB =Royal General BulbGrowers' Association

“Language-nibblers”: Luc Gilgemy, Daniëlle Monbaliu and Annebeth Plyson.  
Human translation computers: Luc Gilgemy and Maggi Young.



# ---International Rock Gardener---

## Sources

Personal communication: Prof. Folmer Arnklit, Olga Bondareva, Dr. Martina Bell, Renate Brinkers, Kris De Raeymaeker, Hagen Engelmann, John Foster, John Grimshaw, Luc Gilgemyn, Andreas Händel, Prof. Hans Vilhelm Hansen, Wilko Hofstede, Jørn Jensen, Jan Jilek, Hans Joschko, Karl Kristensen, Joerg Lebsa, Dr. John Lonsdale, Marcia Meigs, Geir Moen, Daniëlle Monbaliu, Bjørnar Olsen, David Paterson, Dr. Giles Reed, Joe Sharman, Beate Sorg, Gerd Stopp, Ruth Treff, Luit Van Delft, Gert-Jan van der Kolk, Wolfgang Vorig, Sally Ward, Rodger Whitlock, Tatsuo Yamanaka, Ian & Maggi Young, Natali Zarucheykaya, Henrik Zetterlund.

Blakeway-Phillips R. (1989). *Eranthis hyemalis* (L) Salisbury 'Orange Glow'. P.C. *Bulletin of the Alpine Garden Society* 57/4 1989, 335.

Clark T. (1999). Deadly Charm. *The Garden* 124/1999, 43-45.

Feigel F. (1995). *Eranthis*...und kein Ende. *Der Staudengarten*, I/1995, 45-46.

Jensen J. (1994). *Eranthis*. *Trädgårdsamatören* 1994, 14-19.

Kluft, G. (1930). *Cultuurboek voor den Nederlandschen Bloembollenkweker*. Zutphen:W.J Thieme & Cie.

Komarov, V. (1937). *Flora of the USSR Volume VII*. Leningrad: Izdatel'stvo Akademii Nauk.

Oberdeck, H. (1982). Ein weißblühender Winterling. *Garten Praxis*, 9/1982, 57.

Ohwi, J. (1965). *Flora of Japan*. Washington D.C.: Smithsonian Institution.

Ruksans, J. (2007). *Buried Treasures*. Portland:Timber Press.

Rysiak, K. & Zuraw B. (2011). The biology of flowering of winter aconite. *Acta botanica Vol*, 64 (2), 25-32.

Sorg, B. (2010). Die neue Vielfalt der Winterlinge. *Gartenpraxis* 1/2010, 8-13.

Treff, R. (1993). *Eranthis hyemalis* 'Schwefelglanz'. *Der Staudengarten* 4/1993, 75.

Treff, R. (1999). Neues von der *Eranthis*-Front. *Der Staudengarten* 4/1999, 12.

[Flora of China. \(2012\)](#). Retrieved June, 24th, 2012

[The International Plant Names Index \(IPNI\) \(2005\)](#). Retrieved June, 24th, 2012.

[Notulae de ranunculaceis sinensibus II. \(1956\)](#). Retrieved March, 5th, 2013

[Shibateranthis sibirica. \(2011\)](#). Retrieved June, 24th, 2012 from

[Shibateranthis stellata. \(2011\)](#). Retrieved June, 24th, 2012 from

[The Genus Eranthis. \(2012\)](#). Retrieved December, 12th, 2012

[The Plantlist. \(2010\)](#). Retrieved June, 24th, 2012

There's one person I can't omit to thank most particularly and that is Joe Sharman, who came to visit me personally to help me write this article. He had to make a big detour during his travels through the European mainland during one of the hottest summer days of 2012. Thank you very much, Joe. Also, the people who have allowed me to use their pictures to illustrate this article have my utmost gratitude. (Credits are given with the pictures.)



Un-named cultivars from, left: David Paterson and right: Gert-Jan van der Kolk

[Ed.: We hope that readers will enjoy this single article issue from IRG – we feel it is fun to change our format now and again to keep you guessing ! Thanks to Wim Boens and all the contributors of photos to his article on the cheerful little Winter Aconite that leads us from winter to spring.]