
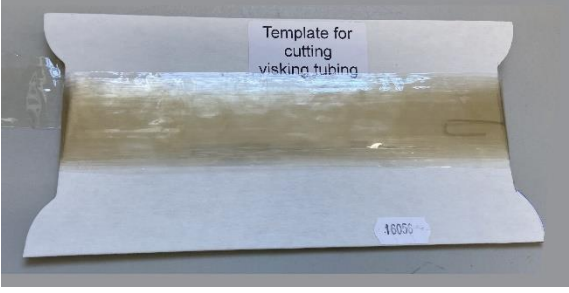



# Pesky Visking tubing

Cutting class sets of visking tubing can be a laborious task at the best of times. Here is a quick tip to speed up the process.

<p>1</p> <p>I have a thick card template cut to the length I need my tubing to be. In this case 20 cm.</p>	
<p>2</p> <p>I attach one end of the tubing with a paperclip to the card, then wind the tubing round the template.</p>	
<p>3</p> <p>I then cut one end of the tubing, I then hold the tubing and cut the other end</p>	
<p>4</p> <p>It is a very easy and quick way to cut a lot of tubing all the same length.</p>	