

2023

Q1 CATALOG

NEW FORMAT!



1-800-432-7995

3530-3580 N.W. 53rd Street
Fort Lauderdale, Florida 33309

**ORDERING &
INFORMATION**

Website

www.superiorlighting.com
sales@superiorlighting.com

Broward County, FL
954-733-4511

Toll Free

1-800-432-7995

Fax

954-735-7592

**SEE BACK COVER FOR OUR
PRODUCT SPECIALS**

Annual Black Friday
Cyber Monday LED Sale!
November 26-30th
Up To 70% OFF Deals



NEW GARAGE LIGHTING



NEW OFFICE LIGHTING



NEW WAREHOUSE LIGHTING

CONTENTS

LED WALL PACKS	2
LED AREA FLOOD & PARKING LOT LIGHTS	5
LED GARAGE & CANOPY LIGHTS	9
LED LANDSCAPE LIGHTING	10
LED SOLAR LIGHTING	12
FIXTURE MOUNTS & ACCESSORIES	13
LED HIGH BAY WAREHOUSE LIGHTING	16
LED CORN BULBS	18
LED FLAT PANELS & OFFICE LIGHTING	20
LED TRACK LIGHTS	25
LED RECESSED CAN LIGHTS	27
LED EMERGENCY & EXIT SIGNS	33
LED BULBS	36
FLUORESCENT & HID BULBS	40
PLASTIC GLOBES & FIXTURES	45



WSL WHILE SUPPLIES LAST. WHEN IT'S GONE, IT'S GONE!

SALE ON SALE FOR A LIMITED TIME ONLY

PRICES & SPECS SUBJECT TO CHANGE WITHOUT NOTICE

PLEASE SEE WEBSITE FOR COMPLETE TERMS & CONDITIONS.





SUPERIORLIGHTING.COM | 1-800-545-7778

PRODUCT NAME	SALE PRICE	QUICK SEARCH	PRODUCT NAME	SALE PRICE	QUICK SEARCH
 6" Recessed 2700K 6" Recessed 3000K	\$7.95 \$5.95	SC11047 SC11044	 LED BR20 3000K	\$2.95	SC7316
 6" Edge Lit 3000K Round 6" Edge Lit 3000K Square	\$8.95 \$9.95	SC11150 SC9539	 LED BR30 2700K	\$2.95	SC10737
 Adjustable Canopy 5000K BR Adjustable Canopy 5000K WH	\$99.95 \$99.95	SC11087 SC11088	 LED BR40 5000K	\$5.95	SC10735
 Flat Panel 2'X2' 5000K Flat Panel 2'X4' 3500K	\$39.95 \$59.99	SC9948 SC9945	 LED Corn 80W	\$39.95	SC11091
 Landscape 42W Trunnion 3000K Landscape 42W Knuckle 3000K Landscape 42W Knuckle 5000K	\$79.95 \$89.95 \$89.95	SC7281 SC7275 SC7280	 LED Corn 100W LED Corn 240W	\$76.95 \$199.99	SC9123 SC11050
 Flood 15W 5000K Knuckle Flood 30W 5000K Knuckle Flood 50W 5000K Knuckle	\$27.95 \$38.95 \$54.95	SC11094 SC11096 SC11098	 G25 8W 2700K	\$2.95	SC9368
 LED High Bay 95W	\$69.95	SC11169	 LED MR16 7W 3000K LED MR16 7W 4000K	\$2.95 \$3.95	SC7343 SC6312
 LED High Bay 200W LED High Bay 300W	\$109.95 \$186.95	SC10736 SC11053	 LED PAR30 9W 3000K	\$2.95	SC6309
 1 Head Flood w/ Photocell 5000K 3 Head Flood w/ Photocell 5000K 3 Head Flood w/ Photocell 4000K	\$19.95 \$43.95 \$43.95	SC10977 SC10981 SC10980	 LED PAR38 15W 3000K	\$5.95	SC7268
 Solar Wall 3W 3000K Solar Wall 3W 6000K	\$23.05 \$23.05	SC10991 SC10992	 LED T8 4ft Universal 3500K LED T8 4ft Universal 4000K LED T8 4ft Plug & Play 4000K LED T8 4ft Bypass 5000K	\$3.95 \$4.50 \$2.58 \$5.95	SC11152 SC11151 SC11060 SC9469
 Solar Area Light 15W	\$69.95	SC10912	 LED Vapor Tight 75W 5000K	\$149.95	SC9301
 Flood 12W Trunnion Flood 27W Trunnion	\$20.95 \$34.95	SC10408 SC10409	 Office Up/Down Panel 4000K	\$159.95	SC9460

LED Wall Packs (120V-277V)

Website Quick Search Code: SC9760





	PRODUCT NO	DESCRIPTION	EQUIV	WEB PRICE	\$1000 MIN*
	9515CGBZ030-50K	30W 3500LM 5000K W:10"	100 MH	\$83.95	-10%
	9515CGBZ030-40K	30W 3500LM 4000K W:10"	100 MH	\$115.45	-10%
	9515CGBZ030-30K	30W 3500LM 3000K W:10"	100 MH	\$115.45	-10%
	9515CGBZ039-50K	40W 5000LM 5000K W:10"	175 MH	\$94.45	-10%
	9515CGBZ039-40K	40W 5000LM 4000K W:10"	175 MH	\$94.45	-10%
	9515CGBZ039-30K	40W 5000LM 3000K W:10"	175 MH	N/A	N/A
	9515CGBZ063-50K	65W 7300LM 5000K W:14.25"	250 MH	\$104.95	-10%
	9515CGBZ063-40K	65W 7300LM 4000K W:14.25"	250 MH	\$104.95	-10%
	9515CGBZ087-50K	90W 1000LM 5000K W:14.25"	320 MH	\$146.95	-10%
	9515CGBZ087-40K	90W 1000LM 4000K W:14.25"	320 MH	\$146.95	-10%
	9515CGBZ125-50K	125W 14500LM 5000K W:14.25"	400 MH	\$167.95	-10%
	9515CGBZ125-40K	125W 14500LM 4000K W:14.25"	400 MH	\$167.95	-10%
	9515CGBZ150-50K	150W 18000LM 5000K W:18"	600 MH	\$304.45	-10%
	9515CGBZ150-40K	150W 18000LM 4000K W:18"	600 MH	\$346.45	-10%
	9515CGBZ150-30K	150W 18000LM 3000K W:18"	600 MH	\$346.45	-10%
	WPI-PC	Photocell-Button, 120V/120-277V		\$33.00	\$33.00
	WPI-PIR	PIR Motion Sensor, 120-277V		\$60.50	\$60.50
	WPI-EM	Emergency Battery Backup		\$181.50	\$181.50
	Driver-480V	480 Volt		\$108.90	\$108.90

LED Cutoff Wall Packs (120V-277V)

Website Quick Search Code: SC9694






	PRODUCT NO	DESCRIPTION	EQUIV	WEB PRICE	\$1000 MIN*
	9515FCBZ045	45W 6400LM 5000K	175 MH	\$115.45	-10%
	9515FCBZ045-40K	45W 6400LM 4000K	175 MH	\$125.95	-10%
	9515FCBZ070	70W 9900LM 5000K	250 MH	\$136.45	-10%
	9515FCBZ070-40K	70W 9900LM 4000K	250 MH	\$146.95	-10%
	9515FCBZ090	90W 12000LM 5000K	400 MH	\$188.95	-10%
	9515FCBZ135	135W 18000LM 5000K	600 MH	\$220.45	-10%
	WPI-PC	Photocell-Button, 120V/120-277V		\$33.00	\$33.00

* CALL FOR VOLUME ORDERS!

LED Rotatable Wall Packs - Bronze/White (120V-277V)

Website Quick Search Code: SC10314






	PRODUCT NO	DESCRIPTION	EQUIV	WEB PRICE	\$1000 MIN*
	LRWP-25W-50K	25W 3375LM 5000K	100-150 MH	\$157.45	-10%
	LRWP-25W-30K	25W 3375LM 3000K	100-150 MH	\$157.45	-10%
	LRWP-25W-MCT-BZ	25W 3375LM Color Tunable 3/4/5K	100-150 MH	\$188.95	-10%
	LRWP-40W-50K	40W 5400LM 5000K	150-200 MH	\$178.45	-10%
	LRWP-40W-30K	40W 5400LM 3000K	150-200 MH	\$178.45	-10%
	LRWP-60W-50K	60W 8100LM 5000K	200-300 MH	\$236.20	-10%
	LRWP-60W-30K	60W 8100LM 3000K	200-300 MH	\$236.20	-10%
	LRWP-60W-MCT-BZ	60W 8100LM Color Tunable 3/4/5K	200-300 MH	\$272.95	-10%
	LRWP-80W-50K	80W 10800LM 5000K	250-400 MH	\$262.45	-10%
	LRWP-80W-30K	80W 10800LM 3000K	250-400 MH	\$262.45	-10%
	LRWP-25W-MCT-WH	25W 3375LM Color Tunable 3/4/5K	100-150 MH	\$188.95	-10%
	LRWP-60W-MCT-WH	60W 3375LM Color Tunable 3/4/5K	200-300 MH	\$272.95	-10%

LED Adjustable Cutoff Wall Packs - Bronze/White (120V-277V)

Website Quick Search Code: SC7035




	PRODUCT NO	DESCRIPTION	EQUIV	WEB PRICE	\$1000 MIN*
	WPI-12-50K	12W 1100LM 5000K	70 MH	\$73.45	-10%
	WPI-12-30K	12W 1100LM 3000K	70 MH	\$73.45	-10%
	WPI-30-50K	30W 3000LM 5000K	125 MH	\$94.45	-10%
	WPI-30-30K	30W 3000LM 3000K	125 MH	\$127.00	-10%
	WPI-65-50K	65W 8800LM 5000K	200 MH	\$104.95	-10%
	WPI-65-40K	65W 8800LM 4000K	200 MH	\$104.95	-10%
	WPI-80-50K	80W 10500LM 5000K	300 MH	\$136.45	-10%
	WPI-80-40K	80W 10500LM 4000K	300 MH	\$136.45	-10%
	WPI-120-50K	120W 15600LM 5000K	400 MH	\$314.95	-10%
	WPI-120-40K	120W 15600LM 4000K	400 MH	\$314.95	-10%
	WPI-120-30K	120W 15600LM 3000K	400 MH	\$314.95	-10%
	WPI-30-50K-WH	30W 3000LM 5000K	125 MH	\$139.60	-10%
	WPI-30-30K-WH	30W 3000LM 3000K	125 MH	\$139.60	-10%
	WPI-SH1	Shroud For WPI-12W		\$20.90	\$20.90
	WPI-SH2	Shroud For WPI-30W, 50W		\$30.80	\$30.80
	WPI-SH3	Shroud For WPI-80W, 120W		\$40.70	\$40.70
	WPI-PC	Photocell-Button, 120V/120-277V		\$33.00	\$33.00
	WPI-PIR	PIR Motion Sensor, 120-277V		\$60.50	\$60.50
	WPI-EM	Emergency Battery Backup		\$181.50	\$181.50

LED Versatile Wall Packs w/Vandal-Proof Features (120V-277V)

Website Quick Search Code: SC10327



	PRODUCT NO	DESCRIPTION	EQUIV	WEB PRICE	\$1000 MIN*
	LVW-20W-50K	20W 1900LM 5000K	50-100 MH	\$136.45	-10%
	LVW-20W-40K	20W 1900LM 4000K	50-100 MH	\$136.45	-10%
	LVW-20W-30K	20W 1900LM 3000K	50-100 MH	\$136.45	-10%

* CALL FOR VOLUME ORDERS!

LED Small Non-Cutoff Wall Pack w/Photocell (120V-277V)

Website Quick Search Code: SC7040



PRODUCT NO	DESCRIPTION	EQUIV	WEB PRICE	\$1000 MIN*
WM17W27V50KDP2	17W 1700LM 5000K	100 INC	\$52.45	-10%
WM25W27V50KDP2	25W 2700LM 5000K	150 INC	\$57.70	-10%

LED Non-Cutoff Wall Pack w/Photocell (120V-277V)

Website Quick Search Code: SC10332



PRODUCT NO	DESCRIPTION	EQUIV	WEB PRICE	\$1000 MIN*
9510-22-50K-PC	20W 2100LM 5000K	50 MH	\$115.45	-10%
9510-22-30K-PC	20W 2000LM 3000K	50 MH	\$115.45	-10%
9510-30-50K-PC	30W 2900LM 5000K	70 MH	\$136.45	-10%
9510-30-40K-PC	30W 2800LM 4000K	70 MH	\$136.45	-10%
9510-30-30K-PC	30W 2700LM 3000K	70 MH	\$136.45	-10%

LED Cylinder Lights (120V)

Website Quick Search Code: SC9398



PRODUCT NO	DESCRIPTION	WEB PRICE	\$1000 MIN*
WMC-DL-MCT-BR-DT	15W 1200LM Color Tunable 3/4/5K Downlight	\$104.95	-10%
WMC-UDL-MCT-BR-DT	30W 2400LM Color Tunable 3/4/5K Up/Down	\$157.45	-10%
WMCL-UDL-MCT-BR-DT	40W 3200LM Color Tunable 3/4/5K Up/Down	\$241.45	-10%
WMC-DL-MCT-BN-DT	15W 1200LM Color Tunable 3/4/5K Downlight	\$104.95	-10%
WMC-UDL-MCT-BN-DT	30W 2400LM Color Tunable 3/4/5K Up/Down	\$157.45	-10%
WMCL-UDL-MCT-BN-DT	40W 3200LM Color Tunable 3/4/5K Up/Down	\$241.45	-10%

LED Decorative Wall Sconce (120V)

Website Quick Search Code: SC10340



PRODUCT NO	DESCRIPTION	WEB PRICE	\$1000 MIN*
LDWS-MCT-D-BZ	12W 1200LM Color Tunable 3/4/5K	\$83.95	-10%
LDWS-MCT-D-GR	12W 1200LM Color Tunable 3/4/5K	\$83.95	-10%

LED Security Lights w/PIR Sensor, 120VAC, 180° Sensor, 100° Beam Angle 80% Dim (or Off) When No Motion Detected

Website Quick Search Code: SC7024



PRODUCT NO	DESCRIPTION	EQUIV	WEB PRICE	\$1000 MIN*
SLB-212-50K-P	20W 2000LM 5000K BRONZE	70 MH	\$83.95	-10%
SLB-212-30K-P	20W 2000LM 3000K BRONZE	70 MH	\$83.95	-10%
SLW-212-50K-P	20W 2000LM 5000K WHITE	70 MH	\$83.95	-10%
SLW-212-30K-P	20W 2000LM 3000K WHITE	70 MH	\$83.95	-10%
SLB-312-50K-P	30W 2800LM 5000K BRONZE	100 MH	\$125.95	-10%
SLB-312-30K-P	30W 2800LM 3000K BRONZE	100 MH	\$125.95	-10%
SLW-312-50K-P	30W 2800LM 5000K WHITE	100 MH	\$125.95	-10%
SLW-312-30K-P	30W 2800LM 3000K WHITE	100 MH	\$125.95	-10%

* CALL FOR VOLUME ORDERS!

LED Area & Parking Lights (120V-277V)

Website Quick Search Code: SC7317



	PRODUCT NO	DESCRIPTION	EQUIV	WEB PRICE	\$2500 MIN*
	AL40	40W 5600LM 5000K BRONZE	100 MH	\$115.45	-10%
	AL70	70W 9600LM 5000K BRONZE	250 MH	\$146.95	-10%
	AL105	100W 13800LM 5000K BRONZE	320 MH	\$167.95	-10%
	AL150	150W 20800LM 5000K BRONZE	400 MH	\$209.95	-10%
	AL200	200W 26000LM 5000K BRONZE	400 MH	\$251.95	-10%
	AL250	250W 34500LM 5000K BRONZE	750 MH	\$335.95	-10%
	AL300	300W 41000LM 5000K BRONZE	1000 MH	\$388.45	-10%
	AL350	350W 50000LM 5000K BRONZE	1500 MH	\$524.95	-10%
	AL105-W	105W 13800LM 5000K WHITE	320 MH	\$272.95	-10%
	AL150-W	150W 20800LM 5000K WHITE	400 MH	\$314.95	-10%
	AL200-W	200W 26000LM 5000K WHITE	400 MH	\$356.95	-10%
	AL250-W	250W 34500LM 5000K WHITE	750 MH	\$503.95	-10%
	AL300-W	300W 41000LM 5000K WHITE	1000 MH	\$556.45	-10%

Accessories for LED Area Lights (1 mount included per fixture)

Website Quick Search Code: SC7317

	PRODUCT NO	DESCRIPTION		WEB PRICE	\$2500 MIN*
	AL-PM	Pole Mount	Additional	\$30.00	\$30.00
	AL-WM	Wall Mount	Additional	\$30.00	\$30.00
	AL-SF	Slipfitter Mount	Additional	\$30.00	\$30.00
	AL-TR	Trunnion Mount	Additional	\$30.00	\$30.00
	AL-480V	480 Volt Driver	Special Order	\$65.00	\$65.00
	AL-PIR	PIR Motion Sensor	Special Order	\$65.00	\$65.00
	AL-PC	Photocell		\$19.00	\$19.00

LED Street Light (includes arm + photocell, 120-277V)

Website Quick Search Code: SC11039



	PRODUCT NO	DESCRIPTION	EQUIV	WEB PRICE	\$2500 MIN*
	7101CAAL030	27W 3800LM 5000K SILVER	100 MH	\$83.95	-10%
	7101CAAL045	45W 6200LM 5000K SILVER	100 MH	\$104.95	-10%
	7101CAAL045-Bronze	45W 6200LM 5000K BRONZE	100 MH	\$104.95	-10%
	7101CAAL065-K	65W 8400LM 5000K SILVER	250 MH	\$115.45	-10%
	7101CAAL068-Bronze	65W 8400LM 5000K BRONZE	250 MH	\$115.45	-10%
	7101CAAL070	70W 10000LM 5000K SILVER		\$146.95	-10%
	7101CAAL090	90W 12000LM 5000K SILVER	320 MH	\$157.45	-10%
7101CAAL100	100W 13800LM 5000K SILVER	320 MH	\$220.45	-10%	
7101CAAL150	150W 20000LM 5000K SILVER		\$293.95	-10%	

* CALL FOR VOLUME ORDERS!

LED Flood Lights LFP Series w/Yoke Bracket (120V-277V)

Website Quick Search Code: SC7056



PRODUCT NO	DESCRIPTION	EQUIV	WEB PRICE	\$2500 MIN*
LFP100LEDMV-50-TR	100W 10000LM 5000K YOKE	250 MH	\$209.95	-10%
LFP100LEDMV-30-TR	100W 10000LM 3000K YOKE	250 MH	\$262.45	-10%
LFP150LEDMV-50-TR	150W 15000LM 5000K YOKE	400 MH	\$230.95	-10%
LFP150LEDMV-30-TR	150W 15000LM 3000K YOKE	400 MH	\$283.45	-10%
LFP220LEDMV-50-TR	200W 20000LM 5000K YOKE	750 MH	\$493.45	-10%
LFP220LEDMV-30-TR	200W 20000LM 3000K YOKE	750 MH	\$493.45	-10%
LFP300LEDMV-50-TR-1	300W 30000LM 5000K YOKE	1000 MH	\$524.95	-10%
LFP300LEDMV-30-TR	300W 30000LM 3000K YOKE	1000 MH	\$524.95	-10%
LFCO-HL-600W-50K-TR-1	600W 86000LM 5000K YOKE	2500 MH	\$839.95	-10%



LED Flood Lights LFP Series w/Slipfitter Mount for 2-2.5 Inch Pole (120V-277V)

Website Quick Search Code: SC7056



PRODUCT NO	DESCRIPTION	EQUIV	WEB PRICE	\$2500 MIN*
LFP100LEDMV-50-SF	100W 10000LM 5000K SLIPFTTR	250 MH	\$209.95	-10%
LFP100LEDMV-30-SF	100W 10000LM 3000K SLIPFTTR	250 MH	\$262.45	-10%
LFP150LEDMV-50-SF	150W 15000LM 5000K SLIPFTTR	400 MH	\$269.95	-10%
LFP150LEDMV-30-SF	150W 15000LM 3000K SLIPFTTR	400 MH	\$283.45	-10%
LFP220LEDMV-50-SF	200W 20000LM 5000K SLIPFTTR	750 MH	\$493.45	-10%
LFP220LEDMV-30-SF	200W 20000LM 3000K SLIPFTTR	750 MH	\$493.45	-10%
LFP300LEDMV-50-SF-1	300W 30000LM 5000K SLIPFTTR	1000 MH	\$524.95	-10%
LFP300LEDMV-30-SF	300W 30000LM 3000K SLIPFTTR	1000 MH	\$524.95	-10%



LED Flood Lights LFP Series-Pole or Wall Mount (120V-277V)

Website Quick Search Code: SC7056



PRODUCT NO	DESCRIPTION	EQUIV	WEB PRICE	\$2500 MIN*
LFP100LEDMV-50-EXTARM	100W 10000LM 5000K EXTARM	250 MH	\$262.45	-10%
LFP100LEDMV-30-EXTARM	100W 10000LM 3000K EXTARM	250 MH	\$262.45	-10%
LFP150LEDMV-50-EXTARM	150W 15000LM 5000K EXTARM	400 MH	\$269.95	-10%
LFP150LEDMV-30-EXTARM	150W 15000LM 3000K EXTARM	400 MH	\$283.45	-10%
LFP220LEDMV-50-EXTARM	200W 20000LM 5000K EXTARM	750 MH	\$493.45	-10%
LFP300LEDMV-50-EXTARM	300W 30000LM 5000K EXTARM	1000 MH	\$524.95	-10%



LED Flood Lights LFP Series w/Knuckle (120V-277V)

Website Quick Search Code: SC7056 - On Sale While Supplies Last



PRODUCT NO	DESCRIPTION	EQUIV	WEB PRICE	\$1000 MIN*
LED2315S18/135K	12W 1500LM 5000K KNUCKLE	70 MH	\$27.95*	-10%
LED2315S18/163KW	12W 1500LM 3000K KNUCKLE WHITE	70 MH	\$27.95*	-10%
LED2315S18/165KW	12W 1500LM 5000K KNUCKLE WHITE	70 MH	\$27.95*	-10%
LED2315S18/163K	12W 1500LM 3000K KNUCKLE	70 MH	\$27.95*	-10%
LED2330S36/265K	28W 3300LM 5000K KNUCKLE	100 MH	\$38.95*	-10%
LED2330S36/263K	28W 3300LM 3000K KNUCKLE	100 MH	\$38.95*	-10%



* CALL FOR VOLUME ORDERS! *On Sale While Supplies Last

LED Flood Lights LFP Series w/Knuckle or Trunnion Mount (120V-277V)

Website Quick Search Code: SC7056 - On Sale While Supplies Last



	PRODUCT NO	DESCRIPTION	EQUIV	WEB PRICE	\$1000 MIN*
	LED2350S60/505K	48W 5500LM 5000K KNUCKLE	175 MH	\$54.95*	-10%
	LED2350S60/503K	48W 5500LM 3000K KNUCKLE	175 MH	\$54.95*	-10%
	LED2350S60/505KW	48W 5500LM 5000K KNUCKLE WHITE	175 MH	\$54.95*	-10%
	LED2350S60/503KW	48W 5500LM 3000K KNUCKLE WHITE	175 MH	\$54.95*	-10%
	LED2375S90/685K	70W 8500LM 5000K KNUCKLE	250 MH	\$89.95*	-10%
	LED2375S90/685KW	70W 8500LM 5000K KNUCKLE WHITE	250 MH	\$89.95*	-10%
	LED2390S120185K	90W 11500LM 5000K KNUCKLE	250 MH	\$109.95*	-10%
	LED2315U18/135K	12W 1500LM 5000K TRUNNION	70 MH	\$27.95*	-10%
	LFP15LEDMV-30-TR	12W 1500LM 3000K TRUNNION	70 MH	\$19.95*	-10%
	LED2330U36/305K	28W 3300LM 5000K TRUNNION	100 MH	\$38.95*	-10%
	LFP30LEDMV-40-TR	28W 3300LM 4000K TRUNNION	100 MH	\$38.95*	-10%
	LED2350U60/505K	48W 5500LM 5000K TRUNNION	175 MH	\$54.95*	-10%
	LFP45LEDMV-30-TR	48W 1500LM 5000K TRUNNION	175 MH	\$59.95*	-10%
	LED2375U90/125K	70W 8500LM 5000K TRUNNION	250 MH	\$89.95*	-10%

LED Flood Lights LFP Series w/Knuckle or Trunnion Mount (120V-277V)

Website Quick Search Code: SC9939 - On Sale While Supplies Last



	PRODUCT NO	DESCRIPTION	EQUIV	WEB PRICE	\$1000 MIN*
	6602-12CW-KN	12W 1300LM 5000K	50 MH	\$41.95	-10%
	6602-12WW-KN	12W 1300LM 3000K	50 MH	\$58.75	-10%
	6602-30CW-KN	27W 3300LM 5000K	100 MH	\$39.95	-10%
	6602-30WW-KN	27W 3300LM 3000K	100 MH	\$94.45	-10%
	6602-50CW-KN	45W 5800LM 5000K	150 MH	\$83.95	-10%
	6602-50WW-KN	45W 5800LM 3000K	150 MH	\$153.25	-10%
	6602CLBL070-51K	70W 9300LM 5000K	175 MH	\$115.45	-10%
	6602-80CW-SF	70W 9300LM 5000K	175 MH	\$138.55	-10%
	6602-100CW-SF	100W 12000LM 5000K	250 MH	\$157.45	-10%
	6602-100WW-SF	100W 12000LM 3000K	250 MH	\$272.95	-10%
	6602-150CW-SF	135W 17000LM 5000K	350 MH	\$209.95	-10%
	6602-12WW-TR	12W 1300LM 3000K	50 MH	\$41.95*	-10%
	6602-12CW-TR	12W 1300LM 5000K	50 MH	\$20.95*	-10%
	6602-27CW-TR	27W 3300LM 5000K	100 MH	\$34.95*	-10%
	6602-30WW-TR	27W 3100LM 3000K	100 MH	\$72.40	-10%
	6602-50WW-TR	45W 5800LM 3000K	150 MH	\$72.40	-10%
	6602-50CW-TR	45W 5800LM 5000K	150 MH	\$49.95*	-10%
	6602-80CW-TR	70W 9300LM 5000K	175 MH	\$150.10	-10%
	6602-100CW-TR	100W 12000LM 5000K	250 MH	\$157.45	-10%
	6602-150CW-TR	135W 17000LM 5000K	400 MH	\$209.95	-10%

*On Sale While Supplies Last * CALL FOR VOLUME ORDERS!

LED Post Top Area Lights for 2.5" or 3" Pole (120V-277V)


Website Quick Search Code: SC9331



PRODUCT NO	DESCRIPTION	EQUIV	WEB PRICE	\$1000 MIN*
7613CLB50-LLED	50W 6500LM 5000K	100 MH	\$199.45	-10%
7613CLB75-LLED	75W 9750LM 5000K	175 MH	\$209.95	-10%
7613CLB150-LLED	150W 19500LM 5000K	400 MH	\$310.75	-10%
7613CLB-MW-MCT	30-50-70W 3000+5000K		\$259.95	-10%
7613-CAP	3" Post Adapter		\$20.00	\$20.00
7613-PC	Photocell		\$30.00	\$30.00

LED Bollards/Wall Step Lights (120V-277V)

Website Quick Search Code: SC9332



PRODUCT NO	DESCRIPTION	WEB PRICE	\$1000 MIN*
WMS-S-50K-BR	6W 440LM 5000K SQUARE BRONZE	\$62.95	-10%
WMS-S-30K-BR	6W 440LM 3000K SQUARE BRONZE	\$62.95	-10%
WMS-R-50K-BR	6W 440LM 5000K ROUND BRONZE	\$62.95	-10%
WMS-R-30K-BR	6W 440LM 3000K ROUND BRONZE	\$62.95	-10%
WMS-POST1-18	18" One Side post for WMS series	\$102.85	-10%
WMS-POST2-18	18" Two Side post for WMS series	Buy Two Fixtures \$77.00	-10%
WMS-POST1-36	36" One Side post for WMS series	\$164.80	-10%
WMS-POST2-36	36" Two Side post for WMS series	Buy Two Fixtures \$104.50	-10%



MOUNTING OPTIONS

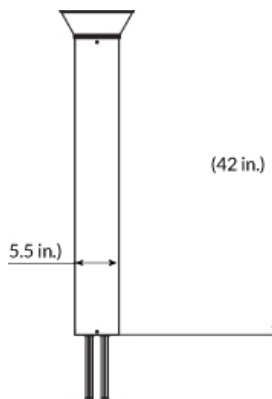
Compatible with all outdoor fixtures that can be mounted on 3" or 4" octagonal bases and plaster rings.

LED Bollard Pathway Lights (120V-277V)

Website Quick Search Code: SC10938



PRODUCT NO	DESCRIPTION	WEB PRICE	\$1000 MIN*
9210CPBZ26LED	26W 3000LM 4000K BRONZE	\$229.95	-10%



* CALL FOR VOLUME ORDERS!

LED Canopy/Garage Lights (120V-277V)

Website Quick Search Code: SC5676



	PRODUCT NO	DESCRIPTION	EQUIV	WEB PRICE	\$1000 MIN*
	7802CLWH036-51K	40W 5400LM 5000K WHITE	100 MH	\$83.95	-10%
	7802CLWH070-51K	60W 8000LM 5000K WHITE	175 MH	\$104.95	-10%
	7802CLBL036-51K	40W 5400LM 5000K BLACK	100 MH	\$83.95	-10%
	7802CLBL036-40K	40W 5400LM 4000K BLACK	100 MH	\$83.95	-10%
	7802CLBL036-30K	40W 5400LM 3000K BRONZE	100 MH	\$136.45	-10%
	7802CLBL070-51K	60W 8000LM 5000K BRONZE	175 MH	\$104.95	-10%
	7802CLBL070-40K	60W 8000LM 4000K BRONZE	175 MH	\$104.95	-10%
	7802CLBL070-30K	60W 7100LM 3000K BRONZE	175 MH	\$220.45	-10%
	7802CLBL080-50K	80W 9400LM 5000K BRONZE	250 MH	\$209.95	-10%
	7802CLBL080-40K	80W 9400LM 4000K BRONZE	250 MH	\$209.95	-10%
7802CLBL080-30K	80W 9700LM 3000K BRONZE	250 MH	N/A	-10%	

Assessoris for Canopy Lights (Must be purchased together w/fixtures)

	PRODUCT NO	DESCRIPTION	WEB PRICE	\$1000 MIN*
	EM	Emergency Battery Backup	\$114.40	\$114.40
	MOTION	PIR Motion Sensor	\$53.90	\$53.90

LED Recessed Gas Station Canopy Lights (120-277V)

Website Quick Search Code: SC9417



	PRODUCT NO	DESCRIPTION	EQUIV	WEB PRICE	\$1000 MIN*
	GSS-CANOPY-100W-50K	100W 13600LM 5000K	150 MH	\$284.50	-10%
	GSS-CANOPY-120W-50K	120W 16300LM 5000K	175 MH	\$329.65	-10%
	GSS-CANOPY-150W-50K	150W 20558LM 5000K	250 MH	\$380.05	-10%

Assessoris for Recessed Gas Station Canopy Lights (Must be purchased together w/fixtures)

	PRODUCT NO	DESCRIPTION	WEB PRICE	\$1000 MIN*
	SMB	Surface Mount Kit	\$163.90	\$163.90

LED Round Canopy Light Fixtures (120-277V)

Website Quick Search Code: SC9148



	PRODUCT NO	DESCRIPTION	EQUIV	WEB PRICE	\$1000 MIN*
	RCM30W27V50KWDF	30W 3600LM 5000K WHITE	100 MH	\$125.95	-10%
	RCM45W27V50KWDF	45W 5000LM 5000K WHITE	150 MH	\$136.45	-10%
	RCM60W27V50KWDF	60W 7100LM 5000K WHITE	175 MH	\$146.95	-10%

Assessoris for LED Round Canopy Light Fixtures (Must be purchased together w/fixtures)



	PRODUCT NO	DESCRIPTION	WEB PRICE	\$1000 MIN*
	EM	Emergency Battery Backup	\$125.00	\$77.00
	MOTION	PIR Motion Sensor	\$45.00	\$77.00

* CALL FOR VOLUME ORDERS!


LED Bullet Landscape Lights (120V-277V)

Website Quick Search Code: SC7269 - On Sale While Supplies Last



	PRODUCT NO	DESCRIPTION	EQUIV	WEB PRICE	\$1000 MIN*
 1/2" Threaded Knuckle	FLD2-15CW-KN	15W 1500LM 5000K 60°	100 INC	\$62.95	-10%
	FLD2-15WW-KN	15W 1500LM 3000K 60°	100 INC	\$62.95	-10%
	FLD2-28CW-KN	28W 2800LM 5000K 60°	150 INC	\$114.40	-10%
	FLD2-28WW-KN	28W 2800LM 3000K 60°	150 INC	\$114.40	-10%
	FLD2-42CW-KN-1	42W 4200LM 5000K 60°	250 INC	\$89.95*	-10%
 Trunnion	FLD2-42WW-KN	42W 4200LM 3000K 60°	250 INC	\$89.95*	-10%
	FLD2-15CW-TR	15W 1500LM 5000K 60°	100 INC	\$49.95*	-10%
	FLD2-15WW-TR	15W 1500LM 3000K 60°	100 INC	\$49.95*	-10%
	FLD2-28CW-TR	28W 2800LM 5000K 60°	150 INC	\$94.45	-10%
	FLD2-28WW-TR	28W 2800LM 3000K 60°	150 INC	\$94.45	-10%
	FLD2-42CW-TR	42W 4200LM 5000K 60°	250 INC	\$89.95*	-10%
	FLD2-42WW-TR	42W 4200LM 3000K 60°	250 INC	\$79.95*	-10%




Accessories for FLD2 Series (must be purchased together w/ fixtures)

	PRODUCT NO	DESCRIPTION	WEB PRICE	\$1000 MIN*
	FLD2-SH1	Shroud for 15W	\$17.80	\$15.39
	FLD2-SH2	Shroud for 28W	\$26.20	\$19.99
	FLD2-SH3	Shroud for 42W	\$38.80	\$29.99

LED Traditional Linear Vapor Tight (120V-277V)

Website Quick Search Code: SC9935 - On Sale While Supplies Last




	PRODUCT NO	DESCRIPTION	WEB PRICE	\$1000 MIN*
	6201V-2FT-25W-50K-D	25W 3125LM 5000K 2'x6.25"	\$125.95	-10%
	6201V-2FT-25W-40K-D	25W 3125LM 4000K 2'x6.25"	\$125.95	-10%
	6201V-4FT-30W-50K-D-1	30W 3800LM 5000K 4'x4.5" Wide	\$83.95	-10%
	6201V-4FT-50W-50K-D	50W 6400LM 5000K 4'x4.5" Wide	\$125.95	-10%
	6201V-4FT-75W-50K-D-G	75W 9300LM 5000K 4'x6.25"	\$179.95*	-10%

LED Linear Vapor Tight (100-150w) (120V-277V)

Website Quick Search Code: SC9935



	PRODUCT NO	DESCRIPTION	WEB PRICE	\$1000 MIN*
	6201V-4FT-100W-50K-D	100W 12500LM 5000K 4'x14.5"	\$440.95	-10%
	6201V-4FT-150W-50K-D	150W 18750LM 5000K 4'x14.5"	\$524.95	-10%

* CALL FOR VOLUME ORDERS! *On Sale While Supplies Last

LED Bullet Landscape Flood Light, 12-Volt, Low Voltage (AC/DC on 6W & 12W)

Website Quick Search Code: SC10495



1/2" Threaded
Knuckle

PRODUCT NO	DESCRIPTION	EQUIV	WEB PRICE	\$1000 MIN*
LVB-12-6W-50K	6W 550LM 5000K SPIKE incl. 60°	50 INC	\$62.95	-10%
LVB-12-6W-30K	6W 550LM 3000K SPIKE incl. 60°	50 INC	\$62.95	-10%
LVB-12-12W-50K	12W 1300LM 5000K SPIKE incl. 60°	100 INC	\$92.35	-10%
LVB-12-12W-30K	12W 1300LM 3000K SPIKE incl. 60°	100 INC	\$92.35	-10%
LVB-12-24W-50K	24W 2500LM 5000K SPIKE incl. 60°	75 MH	\$125.95	-10%
LVB-12-24W-30K	24W 2500LM 3000K SPIKE incl. 60°	75 MH	\$125.95	-10%
LVB-12-32W-50K	32W 3500LM 5000K SPIKE incl. 60°	100 MH	\$199.45	-10%
LVB-12-32W-30K	32W 3500LM 3000K SPIKE incl. 60°	100 MH	\$199.45	-10%

Shroud for LVB Series (must be purchased together w/fixtures)

Website Quick Search Code: SC10439



PRODUCT NO	DESCRIPTION	WEB PRICE	\$1000 MIN*
FLD2-SH1	Shroud for 6W	\$17.80	\$15.39
FLD2-SH2	Shroud for 12 & 24W	\$26.20	\$19.99
FLD2-SH3	Shroud for 32W	\$38.80	\$29.99

LED Landscape Flood Light, 12-Volt, Low Voltage

Website Quick Search Code: SC10504



1/2" Threaded
Knuckle

PRODUCT NO	DESCRIPTION	EQUIV	WEB PRICE	\$1000 MIN*
6602-12V-6W-50K	6W 500LM 5000K BRONZE	50 INC	\$80.80	-10%
6602-12V-6W-30K	6W 500LM 3000K BRONZE	50 INC	\$80.80	-10%
6602-12V-12W-50K	12W 1080LM 5000K BRONZE	100 INC	\$104.95	-10%
6602-12V-12W-30K	12W 1080LM 3000K BRONZE	100 INC	\$104.95	-10%
6602-12V-24W-50K	24W 2155LM 5000K BRONZE	100 MH	\$154.30	-10%
6602-12V-24W-30K	24W 2155LM 3000K BRONZE	100 MH	\$154.30	-10%
6602-12V-30W-50K	30W 2700LM 5000K BRONZE	175 MH	\$194.20	-10%
6602-12V-30W-30K	30W 2700LM 3000K BRONZE	175 MH	\$194.20	-10%
6602-12V-50W-50K	50W 5250LM 5000K BRONZE	250 MH	\$272.95	-10%
6602-12V-50W-30K	50W 5250LM 3000K BRONZE	250 MH	\$272.95	-10%

Shroud for 6602 Series (must be purchased together w/fixtures)



PRODUCT NO	DESCRIPTION	WEB PRICE	\$1000 MIN*
6602-12V-SH1	Shroud For 6W	\$15.39	\$15.39
6602-12V-SH1	Shroud For 12W	\$15.39	\$15.39
6602-12V-SH2	Shroud For 24W	\$21.99	\$21.99
6602-12V-SH2	Shroud For 30W	\$21.99	\$21.99

See low voltage accessories - p.15

* CALL FOR VOLUME ORDERS!

Programmable LED Solar Street Light W/ Remote

Website Quick Search Code: SC10912



PRODUCT NO	DESCRIPTION	WEB PRICE	\$1000 MIN*
SOL-DTD-15W-60K-PIR	15W 1600LM BLACK 6000K-No Remote	\$57.70	-10%
SOL-DTD-40W-50K-REMOTE	40W 4800LM BLACK 6000K	\$199.95	-10%
SOL-DTD-80W-60K-REMOTE	80W 12000LM BLACK 6000K	\$549.95	-10%
SOL-DTD-120W-60K-REMOTE	120W 16000LM BLACK 6000K	\$691.90	-10%



LED Solar Dusk-To-Dawn Lights - w/Motion Sensor (50% Dim When No Motion)

Website Quick Search Code: SC9449



PRODUCT NO	DESCRIPTION	WEB PRICE	\$1000 MIN*
SOL-DTD-10W-50K	10W 1000LM 5000K	\$109.95	-10%
SOL-DTD-15W-50K	15W 1500LM 5000K	\$199.95	-10%
SOL-DTD-30W-50K	30W 3000LM 5000K	\$249.95	-10%
SOL-DTD-50W-50K	50W 5000LM 5000K	\$329.95	-10%
SOL-DTD-80W-50K	80W 8000LM 5000K	\$699.95	-10%



LED Solar Adjustable Wall Pack

Website Quick Search Code: SC10998



PRODUCT NO	DESCRIPTION	WEB PRICE	\$1000 MIN*
PSFL10LED4-60DMS	10W 1080LM 5000K	\$119.95	-10%



LED Solar Wall Fixtures - w/Front & Back Lighting (Programmable Motion Sensor)

Website Quick Search Code: SC10272



PRODUCT NO	DESCRIPTION	WEB PRICE	\$1000 MIN*
SOL-WL-01W-60K	1.5W 220LM 6000K	\$17.80	-10%
SOL-WL-01W-30K	1.5W 220LM 3000K	\$17.80	-10%
SOL-WL-03W-60K	3.2W 400LM 6000K	\$23.05	-10%
SOL-WL-03W-30K	3.2W 400LM 3000K	\$23.05	-10%
SOL-WL-07W-60K	6.8W 800LM 6000K	\$34.60	-10%
SOL-WL-07W-30K	6.8W 800LM 3000K	\$34.60	-10%



LED Solar Post Top Light

Website Quick Search Code: SC10521



PRODUCT NO	DESCRIPTION	WEB PRICE	\$1000 MIN*
SOL-PT-25W-50K	25W 4000LM 5000K	\$379.95	-10%



LED Solar Bollard Fixture

Website Quick Search Code: SC10995



PRODUCT NO	DESCRIPTION	WEB PRICE	\$1000 MIN*
SOL-BOL-20W-60K	2000LM 6000K	\$129.95	-10%



* CALL FOR VOLUME ORDERS!

Fixture Accessories



1/2" hub adaptor for fixtures w/trunnion bracket on fixtures up to 50W

LF-THREAD
\$9.46



Weatherproof covers w/1/2" hubs

76-665 **\$8.35** 76-666 **\$8.35**



4" Square Swivel-type cover & 3/4" hub with 1/2" reducer

SPS-75
\$35.24




Half Shrouds for 6602 Series

6602-SH1 **\$15.39** 6602-SH3 **\$39.99**
6602-SH2 **\$21.99**



Shrouds for LVB & FLD2 Series


FLD2-SH1 **\$17.80** FLD2-SH3 **\$38.80**
FLD2-SH2 **\$26.20** FLD2-SH4 **\$46.15**



1/2" Thread Mounting Post Stake

03049
\$21.95

Pole/Adapter Accessories



Bronze 3", 4", 5" square pole vertical tenon. Goes on 3", 4", 5" pole to 2" slipfitter.

PSS3SVTZ **\$69.25**
PSS4SVTZ **\$80.80**
PSS5SVTZ **\$85.00**




Bronze tenon adaptor, 3", 4", 5" round pole, to standard tenon.

PRPT3 **\$61.90**
PRPT4 **\$80.80**
PRPT5 **\$85.00**



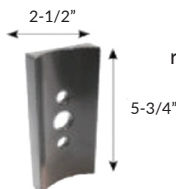
2" Slipfitter adapter with 1/2" NPT hub in the top. Goes on 2" pipe and knuckle fixture.

03054-BL
\$40.90



Pole cap polycarbonate.

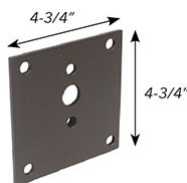
PSS4C
\$28.56




Adapter kit for 3", 4" and 5" round poles, separate gasket provided for each pole.

PSR4
\$30.78

Wall Mount Accessories




Bronze wall plate 4-3/4" square
ACC-WM1
\$12.27



Bronze wall mount bracket w/ 2" tenon to be used w/ slipfitter fixtures.

ACC-WM2
\$40.90



Bronze wall mount bracket 90° curve w/2" tenon to be used w/slipfitter fixtures.

ACC-WM3
\$45.10




Bronze wall mount bracket 90° curve w/2" tenon to be used w/slipfitter fixtures.

ACC-WM4
\$94.89


* CALL FOR VOLUME ORDERS!

Bullhorns



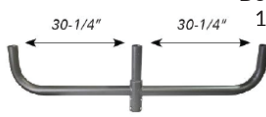
Double in-line at 180° 1' (H), 3' between centers. slips on 2-3/8" round pole

PT2-180-R
\$167.95



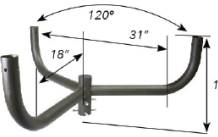
Double in-line at 180° 1' (H), 3' between centers, slips on 2-3/8" square pole.

PT2-180-S
\$199.45



Double in-line at 180° 1' (H), 2'-7" between centers, slips on 2-3/8" round pole.

PT3-180
\$262.40



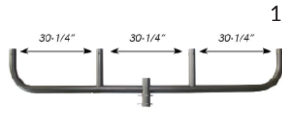
Triple at 120° 1" (H), 3'-5" between centers, slips on 2-3/8" round tenon.

PT3-120
\$310.75



Quad at 120° 1' (H), 2'-10" between centers, slips on 2-3/8" round tenon.


PT4-090
\$367.45



Quad in-line at 180° 1' (H), 2'-7" between centers, slips on 2-3/8" round pole.

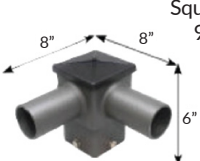
PT4-180
\$388.45

Tenons




Square (twin) horizontal tenon, 180°, bronze. Slips on 4" pole.

PSS4T180HTZ
\$109.89



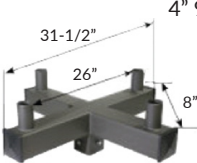
Square (twin) horizontal tenon, 90° bronze. Slips on 4" pole. No adaptor needed.

PSS4T90HTZ
\$119.89



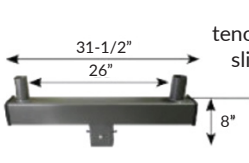
Square (triple) horizontal tenon, 90° bronze. Slips on 4" pole. No adaptor needed.

PSS4TR90HTZ
\$129.89



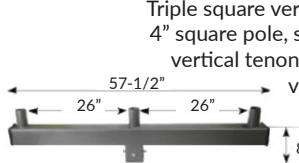
4" 90° quad vertical tenon.

PSS4Q90VTZ
\$362.89



Twin square vertical tenon for 4" square pole, slips on 2-3/8" vertical tenons. Two 2-3/8" vertical tenons.


PSS4TVTZ
\$318.89



Triple square vertical tenon for 4" square pole, slips on 2-3/8" vertical tenon. Three 2-3/8" vertical tenons.


PSS4TRVTZ
\$384.89

Photocontrols



Button PC 120V; Button PC 240V, max 500W.

EK4036S
\$26.02



Button PC 120V W/ PLATE, max 500W.

EK4436S
\$31.58




Swivel PC 120V, max 1800W.

EK4736S
\$24.51



LED Electronic Photocontrol photocell, 120-277 V

EK4436SM
\$51.40



Stem-mount PC w/ swivel 120V rain tight, max 1800W.

EK4036S
\$30.40



Swivel Stem PC 240V, max 1800W.

EK4236S
\$30.01



Twist lock photocell 1800W, LED.

EK4536
\$25.15



Twist lock photocell, Shorting cap.

SHORTER
\$8.75

* CALL FOR VOLUME ORDERS!

Outdoor Motion Sensors



Bronze, 240°, 350W Max Load, Outdoor Motion Sensor.

SL-HPIR-BZ
\$28.77



White, 240°, 350W Max Load, Outdoor Motion Sensor.

SL-HPIR-WH
\$28.61



Bronze, 180°, 350W Max Load, Outdoor Motion Sensor.

SL-PIR-BZ
\$18.45



White, 180°, 350W Max Load, Outdoor Motion Sensor.

SL-PIR-WH
\$18.45



Outdoor multi-level programmable ultrasonic motion sensor internal mount (dimmable).

NEW MSO-IP66-KN
\$142.67



Remote control for programming MSO-IP66-KN & MSO-IP66-I motion sensors (2x AAA batteries not included).

MSO-REMOTE1
\$127.02



Outdoor multi-level programmable ultrasonic motion sensor internal mount (dimmable).

NEW MSO-IP66-I
\$142.20



Outdoor multi-level internal programmable PIR motion sensor controls -10V LED drivers (dimmable).

NEW SK618
\$96.82



Remote control for programming SK618 & SK618-601X motion sensors (2x AAA batteries not included).

SK618-RC
\$57.72



Outdoor multi-level programmable PIR motion sensor w/1/2" mount controls -10V LED drivers (dimmable).

NEW SK618-601X
\$117.45

Multi-Tap (12v/13v/14v/15v AC) Landscape Transformers (Timer & Photocell Ready - not included)



150W
TR-150W-MT-SS
\$273.90



300W
TR-300W-MT-SS
\$383.90



600W & 900W
TR-600W-MT-SS
\$526.90
TR-900W-MT-SS
\$658.90

Low-Voltage Cable



#14 AWG (41 Strands)
LOV-14
\$450.78/1000ft

#12 AWG (65 Strands)
LOV-12
\$675.38/1000ft

#10 AWG (104 Strands)
LOV-10
\$1,011.78/1000ft

#8 AWG (168 Strands)
LOV-8
\$1,720.18/1000ft



Mechanical timer for transformers
TR-MTMR
\$19.47



Digital timer for transformers
TR-DTMR
\$29.28



Photocell for transformers
TR-PC
\$48.91

* CALL FOR VOLUME ORDERS!

LED Linear High Bay (120-277V, Aircraft cable suspension included)

Website Quick Search Code: SC7043 - On Sale While Supplies Last



	PRODUCT NO	DESCRIPTION	EQUIV	WEB PRICE	\$2500 MIN*
	LEDSHOPLITE-40W-4K	40W 4200LM 4000K 1'x4'	100 MH	\$32.95	-10%
	HBL22D095W27V50K-FD-1	95W 12000LM 5000K 2'x2'	175 MH	\$59.95*	-10%
	HBL22D135W27V50K-FD	135W 18000LM 5000K 2'x2'	250 MH	\$146.95	-10%
	HBL22D180W27V50K-FD	180W 24000LM 5000K 2'x2'	400 MH	\$167.95	-10%
	HBL24D330W27V50K-FD	300W 40000LM 5000K 2'x4'	1000 MH	\$314.95	-10%
	HBL24D370W27V50KBMD	370W 50000LM 5000K 2'x4'	1000+ MH	\$346.45	-10%

LED Linear High Bay Accessories

Website Quick Search Code: SC7044

	PRODUCT NO	DESCRIPTION	WEB PRICE	\$2500 MIN*
	HMD-480V	480V Driver	\$44.00	\$44.00
	HMD-EM	Emergency Battery	\$120.00	\$86.90
	HMD-PIR	Occupancy Sensor	\$53.90	\$53.90

LED Adjustable High Bay (120-277V)

Website Quick Search Code: SC10962



	PRODUCT NO	DESCRIPTION	EQUIV	WEB PRICE	\$2500 MIN*
	HBL12D110W27V50K-ADJ	110W 15000LM 5000K 1'X2'	175 MH	\$146.95	-10%
	HBL12D165W27V50K-ADJ	165W 23000LM 5000K 1'X2'	250 MH	\$199.45	-10%
	HBL12D220W27V50K-ADJ	220W 30000LM 5000K 1'X2'	400 MH	\$262.45	-10%

LED High-Lumen UFO High Bay (120-277V, 110° beam angle)

Website Quick Search Code: SC7044 - On Sale While Supplies Last



	PRODUCT NO	DESCRIPTION	EQUIV	WEB PRICE	\$2500 MIN*
	HB140W27V50KWLD	140W 18500LM 5000K	250 MH	\$184.75	-10%
	HB140W27V50KWLD-AL	140W 18500LM 5000K Reflector	250 MH	\$230.95	-10%
	FL-HB200W-120-50K1DR-D	200W 21500LM 5000K	400 MH	\$109.95*	-10%
	HB200W27V50KWLD-AL	200W 24500LM 5000K Reflector	400 MH	\$251.95	-10%
	UHB-300-NW	300W 36000LM 4000K	750 MH	\$186.95*	-10%
	UHB-360-NW	360W 46000LM 4000K Reflector	1000 MH	\$219.95*	-10%

LED High Bay Reflector

	PRODUCT NO	DESCRIPTION	WEB PRICE	\$2500 MIN*
	-AL	Aluminum Reflector for 140W & 200W	\$44.00	-10%

LED Food Service & Laboratory High Bay

Website Quick Search Code: TBD





	PRODUCT NO	DESCRIPTION	EQUIV	WEB PRICE	\$2500 MIN*
	FSHB-150W-50K	150W 20250LM 5000K	450 MH	\$536.73	-10%
	FSHB-200W-50K	200W 27000LM 5000K	700 MH	\$586.23	-10%

* CALL FOR VOLUME ORDERS! *On Sale While Supplies Last










LED High-Lumen UFO High Bay Spec Grade (120-277V)

Website Quick Search Code: SC7044



	PRODUCT NO	DESCRIPTION	EQUIV	WEB PRICE	\$2500 MIN*	
	SGHB-50W-50K	50W 6500LM 5000K	100 MH	\$139.99	-10%	
	SGHB-50W-50K-WH	50W 6500LM 5000K WHITE	100 MH	\$139.99	-10%	
	SGHB-50W-40K	50W 6500LM 4000K	100 MH	\$139.99	-10%	
	SGHB-50W-30K	50W 6500LM 3000K	100 MH	\$139.99	-10%	
	SGHB-100W-50K	100W 13000LM 5000K	150 MH	\$149.99	-10%	
	SGHB-100W-50K-WH	100W 13000LM 5000K WHITE	150 MH	\$159.99	-10%	
	SGHB-100W-40K	100W 13000LM 4000K	150 MH	\$149.99	-10%	
	SGHB-100W-30K	100W 13000LM 3000K	150 MH	\$149.99	-10%	
	SGHB-150W-50K	150W 19500LM 5000K	200 MH	\$179.99	-10%	
	SGHB-150W-50K	150W 19500LM 5000K WHITE	200 MH	\$189.99	-10%	
	SGHB-150W-40K	150W 19500LM 4000K	200 MH	\$179.99	-10%	
	SGHB-150W-30K	150W 19500LM 3000K	200 MH	\$179.99	-10%	
		SGHB-200W-50K	200W 26000LM 5000K	350 MH	\$219.99	-10%
		SGHB-200W-50K-WH	200W 26000LM 5000K WHITE	350 MH	\$229.99	-10%
		SGHB-200W-40K	200W 26000LM 4000K	350 MH	\$219.99	-10%
		SGHB-200W-30K	200W 26000LM 3000K	350 MH	\$219.99	-10%
SGHB-240W-50K		240W 31200LM 5000K	1000 MH	\$259.99	-10%	
SGHB-240W-40K		240W 31200LM 4000K	1000 MH	\$259.99	-10%	
SGHB-240W-30K		240W 31200LM 3000K	1000 MH	\$259.99	-10%	

LED High Bay Accessories (must be purchased together w/fixtures)








	PRODUCT NO	DESCRIPTION	WEB PRICE	\$2500 MIN*
	SGHB-90KIT-100/150	90° reflector and glass kit for 50W, 100W & 150W (conversion from default 110° beam angle)	\$21.87	\$21.87
	SGHB-90KIT-200/240	90° reflector and glass kit for 200W & 250W (conversion from default 110° beam angle)	\$39.47	\$39.47
	SGHB-EMK	Emergency battery backup kit for 120-277V UFO high bays (all wattages). Emergency output power:11W-28W, Emergency operation:> 90 mins. Recharge: 48 Hrs. Includes special junction box with test button (mounts on fixture), auxiliary cables & splicers & push-in connector.	\$369.47	\$369.47
	SGHB-SK	Ultrasonic bi-level(dimming) motion sensor kit for 120V-277V UFO high bays includes special junction box(mounts on fixture), auxiliary cable & push-in connector.	\$142.87	\$142.87
	SGHB-SK-480V	Ultrasonic bi-level(dimming) motion sensor kit for 480V UFO high bays.	\$162.67	\$162.67
	SGHB-ALR-100/150	Aluminum reflector for 50W, 100W & 150W, DIA: 18.85"	\$32.87	\$32.87
	SGHB-ALR-200/240	Aluminum reflector for 200W & 240W, DIA: 22.15"	\$41.67	\$41.67
	SGHB-PCR-100/150	PC reflector for 50W, 100W & 150W, DIA: 16.15"	\$57.07	\$57.07
	SGHB-PCR-200/240	PC reflector for 200W & 240W, DIA: 18.90"	\$74.67	\$74.67
	SGHB-PCC-100/150	Polycarbonate cover for 50W, 100W & 150W(for SGHB-PCR-100/150 only) - Increases heat captured in the reflector. Not recommended when not necessary.	\$46.07	\$46.07
	SGHB-PCC-200/240	Polycarbonate cover for 200W & 240W(for SGHB-PCR-200/240/300 only) - Increases heat captured in the reflector. Not recommended when not necessary.	\$57.07	\$57.07
	SGHB-WG-100/150	Wire guard for 50W, 100W & 150W	\$17.47	\$17.47
	SGHB-WG-200/240	Wire guard for 200W & 240W	\$17.47	\$17.47
	SGHB-SC-100/150	Safety cable for 50W, 100W & 150W	\$6.47	\$6.47
	SGHB-SC-200/240	Safety cable for 200W & 240W	\$6.47	\$6.47
	SGHB-SMB-100/150	Surface mount bracket for 50W, 100W & 150W	\$17.47	\$17.47
	SGHB-SMB-200/240	Surface mount bracket for 200W & 240W	\$17.47	\$17.47

* CALL FOR VOLUME ORDERS!

LED High-Lumen Corn Lamp (100-277V AC)

Website Quick Search Code: SC9928 - On Sale While Supplies Last




NEW	PRODUCT NO	DESCRIPTION	EQUIV	WEB PRICE	\$1000 MIN*
	S39390	18W 2610LM 5000K E26 H: 5.75" x D: 2.5"	70 MH	\$50.35	-10%
	S39670	18W 2340LM 2700K E26 H: 5.75" x D: 2.5"	70 MH	\$46.15	-10%
	S9678	18W 1100LM Amber E26 H: 6.5" x D: 2.75"	70 MH	\$50.35	-10%
	S39391	22W 3080LM 5000K E26 H: 5.75" x D: 2.5"	100 MH	\$46.15	-10%
	S39671	22W 2860LM 2700K E26 H: 6" x D: 2.5"	100 MH	\$50.35	-10%
	S39392	36W 5140LM 5000K E26 H: 7.5" x D: 3.5"	150 MH	\$57.70	-10%
	S39672	36W 4680LM 2700K E26 H: 7.5" x D: 3.5"	150 MH	\$69.25	-10%
	S39393	45W 6430LM 5000K E39 H: 9" x D: 3.5"	175 MH	\$69.25	-10%
	S39673	45W 6300LM 4000K E39 H: 9" x D: 3.5"	175 MH	\$77.65	-10%
	S39394	54W 7720LM 5000K E39 H: 9" x D: 3.5"	250 MH	\$75.55	-10%
	S39674	54W 7560LM 4000K E39 H: 9" x D: 3.5"	250 MH	\$85.00	-10%
	S39395	80W 11440LM 5000K E39 H: 8.75" x D: 4.75"	400 MH	\$127.00	-10%
	S39675	80W 11200LM 4000K E39 H: 8.75" x D: 4.75"	400 MH	\$161.65	-10%
	S9356-2	100W 15000LM 5000K E39 H: 10" x D: 4.75"	600 MH	\$76.95*	-10%
	S39676	100W 14000LM 4000K E39 H: 10" x D: 4.75"	600 MH	\$219.40	-10%
	S39397	125W 14000LM 5000K E39 H: 12.5" x D: 5.75"	750 MH	\$178.45	-10%
	S39677	125W 14000LM 4000K E39 H: 12.5" x D: 5.75"	750 MH	\$230.95	-10%
	E26-ENLARGER	Enlarges E26 (MED) base to be used in E39 socket		\$5.49	\$5.49
	E39-REDUCER	Reduces E39 mogul base to be used in E26 socket		\$6.59	\$6.59

LED 180 Degree Flat HID Retrofit Lamp (100-277V AC)

Website Quick Search Code: TBD



NEW	PRODUCT NO	DESCRIPTION	EQUIV	WEB PRICE	\$1000 MIN*
	CL-FLT-54W-50K-E39	54W 5940LM 5000K L: 9.6" x W: 4.5" x H: 3.2"	70-150 MH	\$130.90	-10%
	CL-FLT-75W-50K-E39	75W 9000LM 5000K L: 11.7" x W: 5.5" x H: 3.4"	150-320 MH	\$207.90	-10%
	CL-FLT-115W-50K-E39	115W 13570LM 5000K L: 11.7" x W: 5.5" x H: 3.4"	320-400 MH	\$218.90	-10%

LED Corn Lamp, Directional Beam Suitable for High Bay Lights

Website Quick Search Code: TBD




NEW	PRODUCT NO	DESCRIPTION	EQUIV	WEB PRICE	\$1000 MIN*
	CL-HL-125W-50K-E39-NRW	125W 16250LM 5000K E39 H: 10" x D: 5.75"	200-400MH	\$251.90	-10%

LED Post-Top Corn Lamp Reversible Mogul Base, E39 Base (100-277V AC)

Website Quick Search Code: SC7130



NEW	PRODUCT NO	DESCRIPTION	EQUIV	WEB PRICE	\$1000 MIN*
	S9779	40W 4400LM 3000K E39 H: 6.93" x D: 5.12"	70-125 MH	\$114.40	-10%
	62708161	80W 10400LM 5000K E39 H: 10.4" x D: 7.1"	320 MH	\$39.95*	-10%

* CALL FOR VOLUME ORDERS! *On Sale While Supplies Last

LED Construction/Temporary Light w/Socket for Linking Multiple Units

Website Quick Search Code: SC7122



NEW



PRODUCT NO	DESCRIPTION	EQUIV	WEB PRICE	\$1000 MIN*
S8939	60W 7200LM 5000K H: 13" X D: 9.5" Cord With 15A 3 prong Straight Blade Plug	200MH	\$137.50	-10%
S8940	80W 9600LM 5000K H: 13" X D: 9.5" Cord With 15A 3 prong Straight Blade Plug	250MH	\$218.35	-10%
S28946	100W 12000LM 5000K H: 13" X D: 9.5" Cord With 15A 3 prong Straight Blade Plug	400MH	\$229.90	-10%

LED Universal Vapor Lights (All mounting options in one box, 120-277V, IP65 NEMA 3R)

Website Quick Search Code: SC9505



PRODUCT NO	DESCRIPTION	WEB PRICE	\$1000 MIN*
SLVTU-12W-50K	12W 900LM 5000K	\$94.45	-10%
SLVTU-12W-30K	12W 900LM 3000K	\$138.55	-10%
SLVTU-20W-50K	20W 1785LM 5000K	\$104.95	-10%
SLVTU-20W-30K	20W 1785LM 3000K	\$104.95	-10%

LED High Wattage Retrofit Bulbs Flower High Bay (120-277V)

Website Quick Search Code: SC6304



PRODUCT NO	DESCRIPTION	EQUIV	WEB PRICE	\$1000 MIN*
S9750	30W 3660LM 5000K E26 Base 6.40"x3.20"	150 MH	\$87.10	-10%
S9768	30W 3660LM 2700K E26 Base 6.40"x3.20"	150 MH	\$87.10	-10%
S9751	40W 4880LM 5000K EX39 Base 7.90"x3.5"	175 MH	\$101.80	-10%
S9798	40W 4880LM 2700K EX39 Base 7.90"x3.5"	175 MH	\$101.80	-10%
S9752	60W 7320LM 5000K EX39 Base 8.60"x3.80"	250 MH	\$117.55	-10%
S9799	60W 7320LM 2700K EX39 Base 8.60"x3.80"	250 MH	\$117.55	-10%
S9769	75W 9800LM 5000K EX39 Base 8.63"x4.20"	400 MH	\$191.05	-10%
S9679	90W 11700LM 5000K EX39 Base 10.8"x4.9"	400 MH	\$209.95	-10%

LED Stadium Flood Lights SFL Series (120-277V) (480V Available)

Website Quick Search Code: S21502



PRODUCT NO	DESCRIPTION	WEB PRICE	\$5000 MIN*
SFL-01-500W-30D-50K	500W 71000LM 5000K 20" (D)	\$1200.00	-10%
SFL-01-850W-30D-50K	850W 112000LM 5000K	\$2400.00	-10%
SFL-G5-SH1	Shroud for 500W	\$87.99	-10%
SFL-G5-SH2	Shroud for 850W	\$109.99	-10%
SFL-G5-SF	Slipfitter	\$131.99	-10%
SFL-G5-RB	Rotatable Base	\$153.99	-10%
SFL-POINTER	LED Laser Aiming Device	\$186.99	-10%

* CALL FOR VOLUME ORDERS!

LED Flat Panel (2x2-40W) (120-277V)

Website Quick Search Code: SC9605 - On Sale While Supplies Last



PRODUCT NO	DESCRIPTION	WEB PRICE	\$1000 MIN*
MLFP2X250-TCP-1	40W 4200LM 5000K	\$39.95*	-10%
MLFP2X240-3	40W 4200LM 4000K	\$54.95	-10%
MLFP2X235-TCP	40W 4200LM 3500K	\$39.95*	-10%
MLFP2X2-MCT	40W 4200LM Color Selectable 35K, 4K, 5K	\$69.25	-10%



LED Flat Panel (2x4-50W) (120-277V)

Website Quick Search Code: SC9605 - On Sale While Supplies Last



PRODUCT NO	DESCRIPTION	WEB PRICE	\$1000 MIN*
LPNG-2X4-5KLM-50K-D	50W 5400LM 5000K	\$92.35	-10%
MLFP2X440-3	50W 5400LM 4000K	\$92.35	-10%
MLFP2X435-4	50W 5400LM 3500K	\$59.99*	-10%
MLFP2X4-MCT	50W 5400LM Color Selectable 35K, 4K, 5K	\$115.45	-10%



LED Flat Panel (1x4-40W) (120-277V)

Website Quick Search Code: SC9605



PRODUCT NO	DESCRIPTION	WEB PRICE	\$1000 MIN*
LPNG-1X4-4KLM-50K-D	40W 4100LM 5000K	\$62.95	-10%
LPNG-1X4-4KLM-40K-D	40W 4100LM 4000K	\$62.95	-10%
LPNG-1X4-4KLM-35K-D	40W 4100LM 3500K	\$62.95	-10%

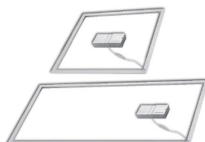


LED Edge Lit Grid Lights (100-277V)

Website Quick Search Code: SC10920



PRODUCT NO	DESCRIPTION	WEB PRICE	\$1000 MIN*
TGL-2X2-40K	2X2 40W 4400LM 4000K	\$79.75	-10%
TGL-2X2-30K	2X2 40W 4400LM 3000K	\$79.75	-10%
TGL-2X2-MCTP	2X2 40W 4400LM Color Selectable 35K, 4K, 5K	\$91.30	-10%
TGL-2X4-40K	2X4 60W 6000LM 4000K	\$125.95	-10%
TGL-2X4-30K	2X4 60W 6000LM 3000K	\$125.95	-10%
TGL-2X4-MCTP	2X4 60W 6000LM Color Selectable 35K, 4K, 5K	\$137.50	-10%



LED Flat Panels - Color Tunable (120-277V)

Website Quick Search Code: SC9605



PRODUCT NO	DESCRIPTION	WEB PRICE	\$1000 MIN*
65-571	2X2 40W 4400LM 3500K-5000K	\$69.90	-10%
65-572	2X4 50W 5350LM 3500K-5000K	\$115.45	-10%
65-573	1X4 40W 4300LM 3500K-5000K	\$69.90	-10%




* CALL FOR VOLUME ORDERS! *On Sale While Supplies Last





LED Flat Panel Lights w/Emergency Battery Pre-Installed (120-277V)

Website Quick Search Code: TBD



	PRODUCT NO	DESCRIPTION	WEB PRICE	\$1000 MIN*
	65-575	40W 4300LM 2'X2' Color Selectable 35K, 4K, 5K	\$186.95	-10%
	65-577	40W 4300LM 1'X4' Color Selectable 35K, 4K, 5K	\$199.95	-10%
	65-576	50W 5400LM 2'X4' Color Selectable 35K, 4K, 5K	\$263.95	-10%




Accessories for LED Flat Panel Lights (Must be purchased w/fixtures)

	PRODUCT NO	DESCRIPTION	WEB PRICE	\$1000 MIN*
	65-361	Surface mounting kit (ceiling/wall) for 1x4 panel, cast aluminum, white, 2.5" deep	\$32.95	\$32.95
	65-362	Surface mounting kit (ceiling/wall) for 2x2 panel, cast aluminum, white, 2.5" deep	\$32.95	\$32.95
	65-363	Surface mounting kit (ceiling/wall) for 2x4 panel, cast aluminum, white, 2.5" deep	\$32.95	\$32.95
	65-367	1x4 panel, 3-cable kit, adjustable aircraft cable, 1/16", 5ft max length w/"Y" adapter and hooks	\$16.45	\$16.45
	65-364	1x4 recessed mounting flange kit for installation in hard ceilings and surfaces	\$43.95	\$43.95
	65-365	2x2 recessed mounting flange kit for installation in hard ceilings and surfaces	\$43.95	\$43.95
	65-366	2x4 recessed mounting flange kit for installation in hard ceilings and surfaces	\$43.95	\$43.95
	LPEMG2	Field-installed emergency ballast; Input voltage: 100~277VAC, 50~60Hz; Input power: 4.8W (max); Output voltage: 12V~48VDC; Output power: 12W (max) Emergency operation: ≥90 mins.; Use w/ up to 60W LED fixtures; 20% lumens required by UL in power failure for factory-installed option see above.	\$109.89	\$109.89

LED Surface Mount Panels

Website Quick Search Code: SC10059






	PRODUCT NO	DESCRIPTION	WEB PRICE	\$1000 MIN*
	SL62-1151	18W 5000K 1'x1'	\$83.95	-10%
	SL62-1051	18W 3000K 1'x1'	\$83.95	-10%
	SL62-1152	22W 5000K 1'x2'	\$115.45	-10%
	SL62-1052	22W 3000K 1'x2'	\$113.35	-10%
	SL62-1154	45W 5000K 1'x4'	\$173.20	-10%
	SL62-1054	45W 3000K 1'x4'	\$167.95	-10%
	SL62-1153	45W 5000K 2'x2'	\$167.95	-10%
	SL62-1053	45W 3000K 2'x2'	\$167.95	-10%
	SMP-JBOX	Junction box for 1x4,2x2,2x4 SMP T-bar installation	\$17.51	-10%

* CALL FOR VOLUME ORDERS!

LED Direct-Indirect Basket Troffers (100-277V)

Website Quick Search Code: SC7000






	PRODUCT NO	DESCRIPTION	WEB PRICE	\$1000 MIN*
	TF22-30W-50K-D	30W 4000LM 5000K 24"x24"	\$69.25	-10%
	TF22-32W40K-D	30W 4000LM 4000K 24"x24"	\$69.25	-10%
	65-421	30W 4000LM 3500K 24"x24"	\$69.25	-10%
	TF24-45W-50K-D	45W 5000LM 5000K 24"x48"	\$92.35	-10%
	TF24-45W-40K-D	45W 5000LM 4000K 24"x48"	\$92.35	-10%
	TF24-50W35KP-D	45W 5000LM 3500K 24"x48"	\$92.35	-10%
	WPI-EM	Emergency Battery Backup	\$181.50	\$181.50

LED Architectural Suspended Commercial Lights

Website Quick Search Code: SC9465 - On Sale While Supplies Last









NEW	PRODUCT NO	DESCRIPTION	WEB PRICE	\$1000 MIN*
	SLSCS-2FT-25W-50K-D-K	25W 2750LM DOWN 5000K	\$127.00	-10%
	SLSCS-2FT-25W-40K-D-K	25W 2750LM DOWN 4000K	\$127.00	-10%
	SLSCS-2FT-25W-35K-D-K	25W 2750LM DOWN 3500K	\$127.00	-10%
	SCX-4FT-25W-50K-DG3-K	25W 3400LM DOWN 5000K	\$207.85*	-10%
	SCX-4FT-25W-40K-DG3-K	25W 3400LM DOWN 4000K	\$269.95	-10%
	SCX-4FT-25W-35K-DG3-K	25W 3400LM DOWN 3500K	\$269.95	-10%
	SCX-4FT-UD-40W-50K-DG3	15W/25W 1650LM/2750LM UP/DOWN 5000K	\$230.95*	-10%
	SCX-4FT-UD-40W-40K-DG3	15W/25W 1650LM/2750LM UP/DOWN 4000K	\$329.95	-10%
	SCX-4FT-UD-40W-35K-DG3	15W/25W 1650LM/2750LM UP/DOWN 3500K	\$329.95	-10%
	SLSCS-CS	Adjustable 6FT 1/16" suspended kit w/single connector key holes + 2 T-bar clips + 1 cable bushing + 3 plastic tie straps - included w/fixtures		
SLSCS-6FT-SJTW18/5	6FT cord, SJTW 18 AWG 5-conductor - included w/fixtures			
	WPI-EM	Emergency Battery Backup	\$181.50	\$181.50

LED Parabolic Suspended Light (120-277V)

Website Quick Search Code: SC9428








	PRODUCT NO	DESCRIPTION	WEB PRICE	\$1000 MIN*
	SLSCLP-4FT-40W-50K-D-K	40W 4600LM 5000K PARABOLIC CELLS	\$292.90	-10%
	SLSCLP-4FT-40W-40K-D-K	40W 4600LM 4000K PARABOLIC CELLS	\$292.90	-10%
	SLSCLP-4FT-40W-35K-D-K	40W 4600LM 3500K PARABOLIC CELLS	\$292.90	-10%
	SLSCLT-4FT-40W-50K-D-K	40W 4600LM 5000K TRANSLUCENT LENS	\$314.95	-10%
	SLSCLT-4FT-40W-40K-D-K	40W 4600LM 4000K TRANSLUCENT LENS	\$314.95	-10%
	SLSCLT-4FT-40W-35K-D-K	40W 4600LM 3500K TRANSLUCENT LENS	\$314.95	-10%
	SLSCLP-CB	Coupling bracket included. Suspended kit & cable included, for factory-installed options, see below.		
	SLSCL-CSY	Adjustable 6FT suspension kit w/Y-connector key hole set + 2 T-bar clips + 1 cable brushing + 3 plastic tie straps (set included w/fixtures)		
	SLSCS-6FT-SJTW18/5	6FT cord, SJTW 18 AWG 5-conductor - included w/fixtures		
	WPI-EM	Emergency Battery Backup	\$181.50	\$181.50

* CALL FOR VOLUME ORDERS! *On Sale While Supplies Last

LED Parabolic Suspended Light (Up/Down) (120-277V)

Website Quick Search Code: SC9428






	PRODUCT NO	DESCRIPTION	WEB PRICE	\$1000 MIN*
	SLSCLP-UD-4FT-60W-50K-D-K	40W/20W 4400LM/2100LM 5000K WHITE	\$398.95	-10%
	SLSCLP-UD-4FT-60W-40K-D-K	40W/20W 4400LM/2100LM 4000K WHITE	\$398.95	-10%
	SLSCLP-UD-4FT-60W-35K-D-K	40W/20W 4400LM/2100LM 3500K WHITE	\$398.95	-10%
	SLSCLP-CB	Coupling Bracket Included. Suspended kit & cable included, For factory-installed options see below		
	SLSCL-CSY	Adjustable 6ft suspension kit with Y-connector key hole set + 2 T-bar clips + 1 cable bushing + 3 plastic tie straps (Set included w/fixtures)		
	SLSCL-6FT-SJTW18/5	6ft cord, SJTW 18 AWG 5-conductor (Set included w/fixtures)		
	WPI-EM	Emergency Battery Backup	\$181.50	\$181.50

LED Panel Suspended Light (Up/Down) (120-277V)

Website Quick Search Code: SC9439






	PRODUCT NO	DESCRIPTION	WEB PRICE	\$1000 MIN*
	SPL-4FT-40W-50K-D	40W 2100LM/2100LM 5000K	\$199.95*	-10%
	SPL-4FT-40W-40K-D	40W 2100LM/2100LM 4000K	\$199.95*	-10%
	SPL-4FT-40W-35K-D	40W 2100LM/2100LM 3500K	\$199.95*	-10%
	SLSCL-CSY	Adjustable 6ft suspension kit with Y-connector key hole set + 2 T-bar clips + 1 cable bushing + 3 plastic tie straps (Set included w/fixtures)		
	SLSCL-6FT-SJTW18/5	6ft cord, SJTW 18 AWG 5-conductor (set included w/fixtures)		

LED Round Suspended Light (Up/Down) (120-277V)

Website Quick Search Code: SC9438 - On Sale While Supplies Last




	PRODUCT NO	DESCRIPTION	WEB PRICE	\$1000 MIN*
	SCLR-4FT-40W-50K-D-K	40W 4400LM 5000K	\$149.95*	-10%
	SCLR-4FT-40W-40K-D-K	40W 4400LM 4000K	\$293.95	-10%
	SCLR-4FT-40W-35K-D-K	40W 4400LM 3500K	\$293.95	-10%
	SLSCL-CS	Adjustable 6ft suspension kit with Y-connector key hole set + 2 T-bar clips + 1 cable bushing + 3 plastic tie straps (Set included w/fixtures)		
	SLSCL-6FT-SJTW18/5	6ft cord, SJTW 18 AWG 5-conductor (set included w/fixtures)		

LED Architectural Round Suspended (100-277V w/ up light option - see options at the end of table)

Website Quick Search Code: TBD



NEW	PRODUCT NO	DESCRIPTION	WEB PRICE	\$1000 MIN*
	SLSCR-24D-50K-D	50W 5267LM 5000K	\$538.89	-10%
	SLSCR-24D-40K-D	50W 5267LM 4000K	\$538.89	-10%
	SLSCR-24D-35K-D	50W 5267LM 3500K	\$538.89	-10%
	OPT-SLSCR-ULK	Adds uplight divert 20% of light to up	\$109.89	-10%
	OPT-SLSCR-SMK	Surface Mount Conversion	No Charge	-10%
	OPT-SEN-2USINT	Ultrasonic bi-level dimming (remote not needed)	\$86.90	-10%
	OPT-SEN-2USRC	Optional remote control	\$31.90	-10%

*On Sale While Supplies Last * CALL FOR VOLUME ORDERS!

Suspended LED Clear Panel Up/Down Light (100-277V)

Website Quick Search Code: TBD



NEW



PRODUCT NO	DESCRIPTION	WEB PRICE	\$1000 MIN*
SLSRPL-40W-35K-D	40W 2100LM/2100LM 3500K	\$307.89	-10%
SLSRPL-40W-40K-D	40W 2100LM/2100LM 4000K	\$307.89	-10%
SLSRPL-40W-50K-D	40W 2100LM/2100LM 5000K	\$307.89	-10%

LED Strip Light (120-277V)

Website Quick Search Code: SC6877



2FT

PRODUCT NO	DESCRIPTION	WEB PRICE	\$1000 MIN*
SLSL-2FT-20W-50K-D	20W 2200LM 5000K 2'x4.5"	\$66.10	-10%
SLSL-2FT-20W-40K-D	20W 2200LM 4000K 2'x4.5"	\$66.10	-10%
SLSL-2FT-20W-35K-D	20W 2200LM 3500K 2'x4.5"	\$66.10	-10%



4FT

SLSL-4FT-40W-50K-D	40W 4070LM 5000K 4'x4.5"	\$76.60	-10%
SLSL-4FT-40W-40K-D	40W 4070LM 4000K 4'x4.5"	\$76.60	-10%
SLSL-4FT-40W-35K-D	40W 4070LM 3500K 4'x4.5"	\$76.60	-10%



SLSL-2FT-WG	Wire guard kit for 2 feet strip light	\$22.00	\$22.00
SLSL-4FT-WG	Wire guard kit for 4 feet strip light	\$33.00	\$33.00

LED Architectural Strip Light, Stairwell & Garage w/Bi-Level (120-277V)

Website Quick Search Code: SC9450



4FT

PRODUCT NO	DESCRIPTION	WEB PRICE	\$1000 MIN*
SLCSL-4FT-25W-50K-D-K	25W 3000LM 5000K	\$277.15	-10%
SLCSL-4FT-25W-40K-D-K	25W 3000LM 4000K	\$277.15	-10%
LLHB-OC-REMOTE	Remote control for bi-level motion sensor	\$27.48	\$27.48

LED Shop Light w/Plug-In Cord (120-277V)

Website Quick Search Code: SC7043



4FT

PRODUCT NO	DESCRIPTION	WEB PRICE	\$1000 MIN*
LEDSHOPLITE-40W-4K	40W 4200LM 4000K with adjust suspension cable	\$32.95	-10%

LED Wrap Around Lights (120-277V)

Website Quick Search Code: SC6870



2FT

PRODUCT NO	DESCRIPTION	WEB PRICE	\$1000 MIN*
CW-2FT-20W-50K-D	20W 1600LM 5000K 2FTx8.2"	\$34.60	-10%
CW-2FT-20W-40K-D	20W 1600LM 4000K 2FTx8.2"	\$34.60	-10%
CW-2FT-25W-50K-D	20W 1600LM 5000K 2FTx8.2"	\$34.60	-10%



2FT

CW-2FT-20W-30K-D-PULL	20W 1600LM 3000K 2FTx8.2" PULL CHAIN	\$40.90	-10%
CW-2FT-20W-30K-D-PIR	20W 1600LM 3000K 2FTx8.2" MOTION SENSOR	\$47.20	-10%
CW-2FT-20W-40K-D-PIR	20W 1600LM 4000K 2FTx8.2" MOTION SENSOR	\$47.20	-10%



4FT

CW-4FT-40W-50K-D	40W 3200LM 5000K 4FTx8.2"	\$50.35	-10%
CW-4FT-40W-40K-D	40W 3200LM 4000K 4FTx8.2"	\$50.35	-10%
CW-4FT-40W-30K-D	30W 3200LM 3000K 4FTx8.2"	\$50.35	-10%



4FT

CW-4FT-40W-30K-D-PULL	40W 3200LM 3000K 4FTx8.2" PULL CHAIN	\$61.90	-10%
CW-4FT-40W-30K-D-PIR	40W 3200LM 3000K 4FTx8.2" MOTION SENSOR	\$68.20	-10%
CW-4FT-40W-40K-D-PIR	40W 3200LM 4000K 4FTx8.2" MOTION SENSOR	\$68.20	-10%

* CALL FOR VOLUME ORDERS!

LED Low Profile Track Heads – Fits Halo and Compatible Track Only (120V)

Website Quick Search Code: SC7217



PRODUCT NO	DESCRIPTION	WEB PRICE	\$1000 MIN*
TH401	12W 820LM 3000K WHITE 24° ROUND	\$45.10	-10%
TH403	12W 820LM 3000K WHITE 36° ROUND	\$56.99	-10%
TH402	12W 820LM 3000K BLACK 24° ROUND	\$45.10	-10%
TH404	12W 820LM 3000K BLACK 36° ROUND	\$56.99	-10%
TH405	12W 820LM 3000K BRUSHED NICKEL 24° ROUND	\$63.99	-10%
TH407	12W 820LM 3000K BRUSHED NICKEL 36° ROUND	\$55.60	-10%



LED Pinch Back Track Heads – Fits Halo and Compatible Track Only (120V)

Website Quick Search Code: SC7217



PRODUCT NO	DESCRIPTION	WEB PRICE	\$1000 MIN*
TH411	12W 820LM 3000K WHITE 24° ROUND	\$56.99	-10%
TH413	12W 820LM 3000K WHITE 36° ROUND	\$56.99	-10%
TH412	12W 820LM 3000K BLACK 24° ROUND	\$56.99	-10%
TH414	12W 820LM 3000K BLACK 36° ROUND	\$56.99	-10%
TH415	12W 820LM 3000K BRUSHED NICKEL 24° ROUND	\$63.99	-10%
TH417	12W 820LM 3000K BRUSHED NICKEL 36° ROUND	\$63.99	-10%



LED Angle Arm Track Heads – Fits Halo and Compatible Track Only (120V)

Website Quick Search Code: SC7217



PRODUCT NO	DESCRIPTION	WEB PRICE	\$1000 MIN*
TH421	12W 820LM 3000K WHITE 24° ROUND	\$56.99	-10%
TH423	12W 820LM 3000K WHITE 36° ROUND	\$56.99	-10%
TH422	12W 820LM 3000K BLACK 24° ROUND	\$56.99	-10%
TH424	12W 820LM 3000K BLACK 36° ROUND	\$56.99	-10%
TH425	12W 820LM 3000K BRUSHED NICKEL 24° ROUND	\$63.99	-10%
TH427	12W 820LM 3000K BRUSHED NICKEL 36° ROUND	\$63.99	-10%



LED Angle Arm Track Heads – Fits Halo and Compatible Track Only (120V)

Website Quick Search Code: SC9585



PRODUCT NO	DESCRIPTION	WEB PRICE	\$1000 MIN*
TR1-R-10W-WH-50K	10W 657LM 5000K WHITE 25° ROUND	\$83.95	-10%
TR1-R-10W-WH-40K	10W 691LM 4000K WHITE 25° ROUND	\$83.95	-10%
TR1-R-10W-WH-30K	10W 702LM 3000K WHITE 25° ROUND	\$83.95	-10%
TR1-S-10W-WH-50K	10W 681LM 5000K WHITE 25° SQUARE	\$83.95	-10%
TR1-S-10W-WH-40K	10W 706LM 4000K WHITE 25° SQUARE	\$83.95	-10%
TR1-S-10W-WH-30K	10W 732LM 3000K WHITE 25 SQUARE	\$83.95	-10%
TR1-R-10W-BK-40K	10W 657LM 4000K BLACK 25° ROUND	\$83.95	-10%
TR1-R-10W-BK-30K	10W 691LM 3000K BLACK 25° ROUND	\$83.95	-10%
TR1-S-10W-BK-40K	10W 681LM 4000K BLACK 25° SQUARE	\$83.95	-10%
TR1-S-10W-BK-30K	10W 706LM 3000K BLACK 25° SQUARE	\$83.95	-10%
TR1-REFL-13D	Optional Reflector for TR1 Series Track Lights 13° Beam Angle	\$15.29	\$15.29
TR1-REFL-38D	Optional Reflector for TR1 Series Track Lights 38° Beam Angle	\$15.29	\$15.29




* CALL FOR VOLUME ORDERS!

Track Accessories

Tracks

All tracks include two dead end caps and all mounting hardware.
 Dimensions: height 5/8", width 1 5/6" (length and color options below)



PRODUCT NO	SIZE	FINISH	PRICE
TR118	2 FT	White	\$17.80
TR119	2 FT	Black	\$17.80
TR126	2 FT	Brushed Nickel	\$24.10
TR120	4 FT	White	\$29.35
TR124	4 FT	Black	\$29.35
TR127	4 FT	Brushed Nickel	\$47.20

Track Power Feeds



Floating Canopy
 Electrifies the track anywhere along the length of the run.

White
 TP154-SAT **\$15.70**
 Black
 TP155-SAT **\$15.70**




Conduit Live End
 Electrifies the track from the end of the run to a conduit pipe.

White
 TP169-SAT **\$17.80**
 Black
 TP170-SAT **\$17.80**



Live End & Canopy
 Electrifies the track from the end of the run.

White
 TP152-SAT **\$13.60**
 Black
 TP153-SAT **\$13.60**



Inline Feed
 Connects tracks in a straight run & supplies power.

White
 TP171-SAT **\$13.60**
 Black
 TP172-SAT **\$13.60**

Track Connectors




Mini Straight Connector
 Connects tracks in a straight run.

White
 TP144-SAT **\$13.60**
 Black
 TP145-SAT **\$13.60**



"L" Connector
 Connects tracks at a 90° angle.

White
 TP146-SAT **\$13.60**
 Black
 TP147-SAT **\$13.60**



"X" Connector
 Connects 4 tracks together in an "X" shape pattern.

White
 TP152-SAT **\$19.90**
 Black
 TP151-SAT **\$19.90**



Flexible Connector
 Variable angle connector.

White
 TP167-SAT **\$17.80**
 Black
 TP168-SAT **\$17.80**



"T" Connector
 Connects 3 tracks together in a "T" shape pattern.



White
 TP148-SAT **\$17.80**
 Black
 TP149-SAT **\$17.80**

* CALL FOR VOLUME ORDERS!

LED Trims Recessed Trims for Ceiling Cans (120V)

Website Quick Search Code: SC5754




	PRODUCT NO	DESCRIPTION	WEB PRICE	\$1000 MIN*
 4" Smooth	RDL4-27K-WP	12W 750LM 2700K 4"	\$9.95	-10%
	RDL4-30K-WP	12W 750LM 3000K 4"	\$9.95	-10%
	RDL4-35K-WP	12W 750LM 3500K 4"	\$9.95	-10%
	RDL4-41K-WP	12W 750LM 4000K 4"	\$9.95	-10%
	RDL4-50K-WP	12W 750LM 5000K 4"	\$9.95	-10%
 5"-6 Smooth	S9312	9W 650LM 2700K 5/6"	\$10.95	-10%
	S9313	9W 650LM 3000K 5/6"	\$10.95	-10%
	S9314	9W 650LM 4000K 5/6"	\$10.95	-10%
	S9315	9W 650LM 5000K 5/6"	\$10.95	-10%
	LED12DR5627K	11W 800LM 2700K 5/6"	\$17.80	-10%
	LED12DR5630K	11W 800LM 3000K 5/6"	\$17.80	-10%
	LED12DR5641K	11W 800LM 4000K 5/6"	\$17.80	-10%
	LED12DR5650K	11W 800LM 5000K 5/6"	\$17.80	-10%
	RDL6-27K-WP	19W 1300LM 2700K 5/6"	\$16.75	-10%
	RDL6-30K-WP	19W 1300LM 3000K 5/6"	\$16.75	-10%
	RDL6-41K-WP	19W 1300LM 4100K 5/6"	\$16.75	-10%
	RDL6-50K-WP	19W 1300LM 5000K 5/6"	\$16.75	-10%

LED Trims Recessed Trims for Ceiling Cans (120V)

Website Quick Search Code: SC6285 - On Sale While Supplies Last








	PRODUCT NO	DESCRIPTION	WEB PRICE	\$1000 MIN*
 5"-6 Smooth	L75DR56D3527K	11W 800LM 2700K 5/6"	\$5.95*	-10%
	L120DR56D3527K	16W 1400LM 2700K 5/6"	\$7.95*	-10%
	L120DR56D3530K	16W 1400LM 3000K 5/6"	\$5.95*	-10%
	L120DR56D3541K	16W 1400LM 4000K 5/6"	\$8.95*	-10%

*On Sale While Supplies Last * CALL FOR VOLUME ORDERS!

**LED Direct Wire Edge-Lit Downlight - No Recessed Can Required, (120V)
for New Construction or Remodel**

Website Quick Search Code: SC9510 & SC9533













	PRODUCT NO	DESCRIPTION	WEB PRICE	\$1000 MIN*
3" 	RSL3-27K	6W 400LM 2700K 3"	\$18.85	-10%
	RSL3-30K	6W 400LM 3000K 3"	\$19.90	-10%
	RSL3-40K	6W 420LM 4000K 3"	\$18.85	-10%
	RSL3-50K	6W 420LM 5000K 3"	\$18.85	-10%
	RSL3-MCT5	6W 400LM 3" Color Tunable 27/30/35/40/50K	\$20.95	-10%
4" 	SDL4RA927DWW	9W 630LM 2700K 4"	\$9.95*	-10%
	SDL4RA930DWW	9W 630LM 3000K 4"	\$9.95*	-10%
	RSL4-40K	9W 650LM 4000K 4"	\$18.85	-10%
	RSL4-50K	9W 650LM 5000K 4"	\$18.85	-10%
	RSL4-MCT5	9W 650LM 4" Color Tunable 27/30/35/40/50K	\$20.95	-10%
6"  	SDL6RA927DWW	13W 935LM 2700K 6"	\$9.95*	-10%
	SDL6RA930DWW	13W 935LM 3000K 6"	\$8.95*	-10%
	SDL6RA940DWW	13W 935LM 4000K 6"	\$9.95*	-10%
	RSL6-27K	15W 1100LM 2700K 6"	\$20.95	-10%
	RSL6-30K	15W 1100LM 3000K 6"	\$20.95	-10%
	RSL6-40K	15W 1100LM 4000K 6"	\$20.95	-10%
	RSL6-50K	15W 1100LM 5000K 6"	\$20.95	-10%
RSL6-MCT5	15W 1100LM 6" Color Tunable 27/30/35/40/50K	\$25.15	-10%	
8" 	RSL8-30K	18W 1350LM 8" 3000K	\$30.40	-10%
	RSL8-40K	18W 1350LM 8" 4000K	\$30.40	-10%
	RSL8-50K	18W 1350LM 8" 5000K	\$30.40	-10%
	RSL8-MCT5	18W 1350LM 8" Color Tunable 27/30/35/40/50K	\$36.70	-10%

LED Square Direct Wire Edge-Lit Downlight - No Recessed Can Required, (120V)





Website Quick Search Code: SC9533 - On Sale While Supplies Last



	PRODUCT NO	DESCRIPTION	WEB PRICE	\$1000 MIN*
4" 	SDL4SA927DWW	10.5W 540LM 2700K 4"	\$9.95*	-10%
	SDL4SA930DWW	10.5W 540LM 3000K 4"	\$9.95*	-10%
	SDL4SA940DWW	10.5W 540LM 4000K 4"	\$9.95*	-10%
	SSL4-50K	9W 530LM 5000K 4"	\$22.00	-10%
	SSL4-MCT5	9W 530LM 4" Color Tunable 27/30/35/40/50K	\$25.15	-10%
6" 	SDL6SA927DWW	13W 800LM 2700K 6"	\$9.95*	-10%
	SDL6SA930DWW	13W 800LM 3000K 6"	\$9.95*	-10%
	SDL6SA940DWW	13W 800LM 4000K 6"	\$9.95*	-10%
	SSL6-50K	15W 900LM 5000K 6"	\$23.05	-10%
	SSL6-MCT5	15W 900LM 4" Color Tunable 27/30/35/40/50K 6"	\$26.20	-10%
12"         	SSL12-MCT5	24W 900LM 4" Color Tunable 27/30/35/40/50K 12"	\$62.95	-10%
	RSL4-RI	4" Round rough-in plate, 26" long	\$9.18	\$9.18
	RSL4-RI-13	4" Round rough-in plate, 13" long	\$9.18	\$9.18
	RSL6-RI	6" Round rough-in plate, 26" long	\$10.16	\$10.16
	RSL6-RI-13	6" Round rough-in plate, 13" long	\$10.16	\$10.16
	RSL8-RI	8" Round rough-in plate, 26" long	\$10.80	\$10.80
	SSL4-RI	4" Square rough-in plate, 26" long	\$13.34	\$13.34
	SSL6-RI	6" Square rough-in plate, 26" long	\$13.34	\$13.34
	RSL-EXT-10FT	10ft Extension cable for use with all slim lights	\$8.32	\$8.32
	RSL-346-RIBH	3", 4", 6" (adjustable) galvanized plate with bar hangers	\$10.16	\$10.16
	OPT-EM-DL1EXT	Up to 19W internal battery backup	\$265.60	\$265.60

* CALL FOR VOLUME ORDERS! *On Sale While Supplies Last



LED Ultra Slim Recessed Trims (Snap On Trim Clips For RSL & SSL Slim Lights)

	PRODUCT NO	DESCRIPTION	WEB PRICE	\$1000 MIN*
	RSL4-TRM-BK	4" Black clip-on trim	\$3.78	-10%
	RSL4-TRM-ORB	4" Oil-rubbed bronze clip-on trim	\$3.78	-10%
	RSL4-TRM-CU	4" Copper clip-on trim	\$4.29	-10%
	RSL4-TRM-BZ	4" Bronze clip-on trim	\$4.29	-10%
	RSL4-TRM-BN	4" Brushed nickel clip-on trim	\$3.78	-10%
	RSL4-TRM-CH	4" Chrome clip-on trim	\$3.78	-10%
	SSL4-TRM-BK	4" Black clip-on trim	\$4.38	-10%
	SSL4-TRM-ORB	4" Oil-rubbed bronze clip-on trim	\$4.38	-10%
	SSL4-TRM-CU	4" Copper clip-on trim	\$5.17	-10%
	SSL4-TRM-BZ	4" Bronze clip-on trim	\$5.17	-10%
	SSL4-TRM-BN	4" Brushed nickel clip-on trim	\$4.38	-10%
	SSL4-TRM-CH	4" Chrome clip-on trim	\$4.38	-10%
	RSL6-TRM-BK	6" Black clip-on trim	\$4.29	-10%
	RSL6-TRM-ORB	6" Oil-rubbed bronze clip-on trim	\$4.29	-10%
	RSL6-TRM-CU	6" Copper clip-on trim	\$5.17	-10%
	RSL6-TRM-BZ	6" Bronze clip-on trim	\$5.17	-10%
	RSL6-TRM-BN	6" Brushed nickel clip-on trim	\$4.29	-10%
	RSL6-TRM-CH	6" Chrome clip-on trim	\$4.29	-10%
	SSL6-TRM-BK	6" Black clip-on trim	\$5.17	-10%
	SSL6-TRM-ORB	6" Oil-rubbed bronze clip-on trim	\$5.17	-10%
	SSL6-TRM-CU	6" Copper clip-on trim	\$5.98	-10%
	SSL6-TRM-BZ	6" Bronze clip-on trim	\$5.98	-10%
	SSL6-TRM-BN	6" Brushed nickel clip-on trim	\$5.17	-10%
	SSL6-TRM-CH	6" Chrome clip-on trim	\$5.17	-10%

LED Square Trims 4", 5/6", for Recessed Cans E26 Base (120V)

Website Quick Search Code: SC7190




	PRODUCT NO	DESCRIPTION	WEB PRICE	\$1000 MIN*
4" 	S9756	9W 600LM 2700K 4"	\$16.75	-10%
	S9757	9W 600LM 3000K 4"	\$16.75	-10%
	S9758	9W 600LM 4100K 4"	\$16.75	-10%
	S9759	9W 600LM 5000K 4"	\$16.75	-10%
5/6" 	S9770	15W 1000LM 2700K 5/6"	\$23.05	-10%
	S9771	15W 1000LM 3000K 5/6"	\$23.05	-10%
	S9772	15W 1000LM 4100K 5/6"	\$23.05	-10%
	S9773	15W 1000LM 5000K 5/6"	\$23.05	-10%
	GU24	Molex GU24 Connector	\$1.82	-10%

LED Disc Light 4" & 6" (J-Box Mounting) (JA8-E-2016 Compliant) (120V)

Website Quick Search Code: SC9532





	PRODUCT NO	DESCRIPTION	WEB PRICE	\$1000 MIN*
	DLSN4-27K	10W 600LM 2700K	\$14.95	-10%
	DLSN4-30K	10W 600LM 3000K	\$14.95	-10%
	DLSN4-40K	10W 600LM 4000K	\$14.95	-10%
	DLSN4-50K	10W 600LM 5000K	\$14.95	-10%
	DLSN6-27K	15W 1000LM 2700K	\$14.95	-10%
	DLSN6-30K	15W 1000LM 3000K	\$14.95	-10%
	DLSN6-41K	15W 1000LM 4100K	\$14.95	-10%
	DLSN6-50K	15W 1000LM 5000K	\$14.95	-10%
	DLSN6-30K-BR	15W 1000LM 3000K BRONZE	\$16.95	-10%
	DLSN6-30K-BN	15W 1000LM 3000K BRUSHED NICKEL	\$16.95	-10%
	DLSN6-RMK	6" Recessed Mounting Kit	\$5.00	-10%

* CALL FOR VOLUME ORDERS!

LED 7" & 10" Disk Lights (120V)

Website Quick Search Code: SC9482





	PRODUCT NO	DESCRIPTION	WEB PRICE	\$1000 MIN*
	62-1161	10.5W 578LM 3000K 7" WHITE	\$21.99	-10%
	62-1162	10.5W 578LM 3000K 7" BRUSHED NICKEL	\$24.99	-10%
	62-1163	10.5W 578LM 3000K 7" MAHOGANY BRONZE	\$21.99	-10%
	62-1164	10.5W 610LM 4000K 7" WHITE	\$21.99	-10%
	62-1165	12W 700LM 3000K 10" WHITE	\$27.25	-10%
	62-1166	12W 700LM 3000K 10" BRUSHED NICKEL	\$35.99	-10%
	62-1167	12W 700LM 3000K 10" MAHOGANY BRONZE	\$33.99	-10%
	62-1168	12W 760LM 4000K 10" WHITE	\$33.99	-10%

LED 7" & 10" Hight Output Disk Lights (120V)

Website Quick Search Code: SC9482




	PRODUCT NO	DESCRIPTION	WEB PRICE	\$1000 MIN*
	62-1261	16W 1000LM 3000K 7" WHITE	\$23.05	-10%
	62-1262	16W 1000LM 3000K 7" BRUSHED NICKEL	\$26.20	-10%
	62-1263	16W 1000LM 3000K 7" MAHOGANY BRONZE	\$23.05	-10%
	62-1264	16W 1000LM 4000K 7" WHITE	\$26.20	-10%
	62-1265	21W 1200LM 3000K 10" WHITE	\$39.99	-10%
	62-1266	21W 1200LM 3000K 10" BRUSHED NICKEL	\$41.99	-10%
	62-1267	21W 1200LM 3000K 10" MAHOGANY BRONZE	\$31.45	-10%
	62-1268	21W 1200LM 4000K 10" WHITE	\$39.99	-10%

LED Drum Fixtures (120V)

Website Quick Search Code: SC6873




	PRODUCT NO	DESCRIPTION	WEB PRICE	\$1000 MIN*
	FDL-12-15W-40K	15W 1000LM 4000K	\$54.99	-10%
	FDL-12-15W-30K	15W 1000LM 3000K	\$54.99	-10%
	FDL-14-20W-40K	20W 1400LM 4000K	\$65.99	-10%
	FDL-14-20W-30K	20W 1400LM 3000K	\$65.99	-10%
	FDL-16-25W-40K	25W 1800LM 4000K	\$87.99	-10%
	FDL-16-25W-30K	25W 1800LM 3000K	\$87.99	-10%
	FDL-18-30W-40K	30W 2200LM 4000K	\$109.99	-10%
	FDL-18-30W-30K	30W 2200LM 3000K	\$109.99	-10%

LED Flush Mount Surface Fixtures (120V)

Website Quick Search Code: TBD






	PRODUCT NO	DESCRIPTION	WEB PRICE	\$1000 MIN*
	FML-R6-11W-30K	11W 550LM 3000K 6" DIAMETER	\$39.56	-10%
	FML-R6-11W-50K	11W 550LM 5000K 6" DIAMETER	\$39.56	-10%
	FML-R8-14W-30K	14W 750LM 3000K 8" DIAMETER	\$46.16	-10%
	FML-R8-14W-50K	14W 750LM 5000K 8" DIAMETER	\$46.16	-10%
	FML-R10-17W-30K	17W 950LM 3000K 10" DIAMETER	\$48.36	-10%
	FML-R10-17W-50K	17W 950LM 5000K 10" DIAMETER	\$48.36	-10%
	FML-S6-11W-30K	11W 550LM 3000K 6"x6"	\$39.56	-10%
	FML-S6-11W-50K	11W 550LM 5000K 6"x6"	\$39.56	-10%
	FML-S8-14W-30K	14W 750LM 3000K 8"x8"	\$46.16	-10%
	FML-S8-14W-50K	14W 750LM 5000K 8"x8"	\$46.16	-10%
	FML-S10-17W-30K	17W 950LM 3000K 10"x10"	\$48.36	-10%
	FML-S10-17W-50K	17W 950LM 5000K 10"x10"	\$48.36	-10%

* CALL FOR VOLUME ORDERS!

LED 11" & 14" Flush Mount Fixtures (120V)

Website Quick Search Code: SC6858




	PRODUCT NO	DESCRIPTION	WEB PRICE	\$1000 MIN*
11" 	5207WAWH014	12.5W 990LM 3000K 11" WHITE	\$31.45	-10%
	5207WAWH014-MOTION	12.5W 990LM 3000K 11" WHITE w/ occupancy sensor	\$41.95	-10%
	5207WAWH014-277V	12.5W 990LM 3000K 11" WHITE	\$51.40	-10%
14" 	5208WAWH018	16.5W 1200LM 3000K 14" WHITE	\$36.70	-10%
	5208WAWH018-MOTION	16.5W 1200LM 3000K 14" WHITE w/occupancy sensor	\$52.45	-10%
	5208WAWH018-277V	16.5W 1200LM 3000K 14" WHITE	\$68.20	-10%
19" 	5208WAWH018-277V-MOTION	16.5W 1200LM 3000K 14" WHITE w/occupancy sensor	\$104.95	-10%
	5209WAWH032	32W 1950LM 3000K 19" WHITE	\$83.95	-10%
	5209WAWH032-MOTION	32W 1950LM 3000K 19" WHITE w/occupancy sensor	\$120.70	-10%

LED Commercial Recessed Light (120V)

Website Quick Search Code: SC7206




	PRODUCT NO	DESCRIPTION	WATTS/LUMENS	COLOR TEMP	WEB PRICE	\$1000 MIN*	
 Shown with Housing Not Included See Below	CRL4	4" LED Commercial trim only, 4"	27W 1950LM	3000K/4000K/5000K	\$120.96	-10%	
	CRL6	6" LED Commercial trim only, 6"	18W 1639LM	3000K/4000K/5000K	\$138.56	-10%	
			27W 2387LM		\$147.36	-10%	
			40W 3447LM		\$160.56	-10%	
	CRL8	8" LED Commercial trim only, 8"	54W 4500LM	3000K/4000K/5000K	\$211.16	-10%	
			18W 1639LM		\$142.96	-10%	
			27W 2387LM		\$151.76	-10%	
	CRL10	10" LED Commercial trim only, 10"	40W 3447LM	3000K/4000K/5000K	\$164.96	-10%	
			54W 4500LM		\$217.76	-10%	
			18W 1639LM		\$151.76	-10%	
				27W 2387LM		\$160.56	-10%
				40W 3447LM		\$173.76	-10%
			54W 4500LM		\$222.16	-10%	

Sample Order: **CRL6-27W-40K**



LED Commercial Recessed Light Housings


	PRODUCT NO	DESCRIPTION	WEB PRICE	\$1000 MIN*
	CRL-HSG-4	Commercial Recessed Light Housings, 4"	\$48.36	-10%
	CRL-HSG-6	Commercial Recessed Light Housings, 6"	\$57.16	-10%
	CRL-HSG-8	Commercial Recessed Light Housings, 8"	\$63.76	-10%
	CRL-HSG-10	Commercial Recessed Light Housings, 10"	\$72.56	-10%
	OPT-EM-HB1EXT	ELB-1248-EXTR	\$264.00	-10%
	OPT-SEN-2US	Internal for All Models	\$94.60	-10%
	OPT-SEN-2USRC	Optional RC	\$44.00	-10%
	OPT-SEN-DAYLIGHT	Works With Above	\$44.00	-10%
		Daylight Harvesting Sensor		
		OPT-SEN-2US		

* CALL FOR VOLUME ORDERS!

LED Under Cabinet Lights - Adjustable Angle Multi Color-Temperature

Website Quick Search Code: SC9592



	PRODUCT NO	DESCRIPTION	WEB PRICE	\$1000 MIN*
	SLUCA-8-WHT	3W 150LM 2700K/3000K/4000K 8"Length White	\$47.20	-10%
	SLUCA-12-WHT	5W 275LM 2700K/3000K/4000K 12"Length White	\$56.65	-10%
	SLUCA-21-WHT	8W 450LM 2700K/3000K/4000K 21"Length White	\$86.05	-10%
	SLUCA-24-WHT	12W 650LM 2700K/3000K/4000K 24"Length White	\$91.30	-10%
	SLUCA-33-WHT	16W 900LM 2700K/3000K/4000K 33"Length White	\$108.10	-10%
	SLUCA-42-WHT	20W 1100LM 2700K/3000K/4000K 42"Length White	\$133.30	-10%
	SLUCA-8-BRZ	3W 150LM 2700K/3000K/4000K 8"Length Bronze	\$47.20	-10%
	SLUCA-12-BRZ	5W 275LM 2700K/3000K/4000K 12"Length Bronze	\$56.65	-10%
	SLUCA-21-BRZ	8W 450LM 2700K/3000K/4000K 21"Length Bronze	\$86.05	-10%
	SLUCA-24-BRZ	12W 650LM 2700K/3000K/4000K 24"Length Bronze	\$91.30	-10%
	SLUCA-33-BRZ	16W 900LM 2700K/3000K/4000K 33"Length Bronze	\$108.10	-10%
	SLUCA-42-BRZ	20W 1100LM 2700K/3000K/4000K 42"Length Bronze	\$133.30	-10%

LED Under Cabinet Lights - Multi Color-Temperature Accessories Included



- 6' Power Cord
- 8' Interconnected Cable
- End-To-End Coupling Cable
- Mounting Screws



- On/Off Switch w/100% / 50% Dimming.
- Color Temp. selection switch: 2700K/3000K/4000K



- 1/2" KOs Cable Connector included

* CALL FOR VOLUME ORDERS!

Plastic LED Exit Sign w/Battery Backup

Website Quick Search Code: SC6942



	PRODUCT NO	DESCRIPTION	WEB PRICE	\$1000 MIN*
	9001LEDWR	Universal single/double Red letters White housing	\$29.95	-10%
	9001LEDWG	Universal single/double Green letters White housing	\$35.65	-10%
	9001LEDBR	Universal single/double Red letters Black housing	\$37.75	-10%
	9001LEDBG	Universal single/double Green letters Black housing	\$41.95	-10%

Remote Capable Plastic LED Exit Signs w/Battery Backup

Website Quick Search Code: SC6943



	PRODUCT NO	DESCRIPTION	WEB PRICE	\$1000 MIN*
	EZXTEU2RWRCEM	Universal single/double Red letters White housing	\$70.30	-10%
	EZXTEU2GWRCEM	Universal single/double Green letters White housing	\$73.45	-10%
	EZXTEU2RBRC-EM	Universal single/double Red letters Black housing	\$73.45	-10%
	EZXTEU2GBRCEM	Universal single/double Green letters Black housing	\$75.55	-10%

Aluminum Edgelit LED Exit Signs w/Battery Backup (additional options available online)

Website Quick Search Code: SC6952



	PRODUCT NO	DESCRIPTION	WEB PRICE	\$1000 MIN*
	ELXTEU1-R-C-A-EM	Single Red letters Clear housing Aluminum Base	\$92.35	-10%
	ELXTEU1-G-C-A-EM	Single Green letters Clear housing Aluminum Base	\$92.35	-10%
	ELXTEU1-R-C-W-EM	Single Red letters Clear housing White Base	\$92.35	-10%
	ELXTEU1-G-C-W-EM	Single Green letters Clear housing White Base	\$92.35	-10%
	ELXTEU-2-RMW-EM	Double Red letters Mirror housing White Base	\$115.45	-10%
	ELXTEU-2-GMW-EM	Double Green letters Mirror housing White Base	\$115.45	-10%
	ELXTEU-2-RMA-EM	Double Red letters Mirror housing Aluminum Base	\$115.45	-10%
	ELXTEU-2-GMA-EM	Double Green letters Mirror housing Aluminum Base	\$115.45	-10%

Recessed Edge Lit LED Exit Sign w/Aluminum Canopy (additional options available online)

Website Quick Search Code: SC6953



	PRODUCT NO	DESCRIPTION	WEB PRICE	\$1000 MIN*
	RELZXTE-1-R-C-A-EM	Single Red letters Clear housing Aluminum Base	\$165.85	-10%
	RELZXTE-1-G-C-A-EM	Single Green letters Clear housing Aluminum Base	\$167.95	-10%
	RELZXTE-1-R-C-W-EM	Single Red letters Clear housing White Base	\$165.85	-10%
	RELZXTE-1-G-C-W-EM	Single Green letters Clear housing White Base	\$167.95	-10%
	RELZXTE-2-R-M-W-EM	Double Red letters Mirror housing White Base	\$165.85	-10%
	RELZXTE-2-G-M-W-EM	Double Green letters Mirror housing White Base	\$167.95	-10%
	RELZXTE-2-R-M-A-EM	Double Red letters Mirror housing Aluminum Base	\$165.85	-10%
	RELZXTE-2-G-M-A-EM	Double Green letters Mirror housing Aluminum Base	\$167.95	-10%

Our signs meet NFPA 101 Life Safety Code, NEC, OSHA, Local and State Codes. Not NYC Approved. Please check your local ordinances prior to ordering.

* CALL FOR VOLUME ORDERS!

Universal LED Die-Cast Aluminum Exit Sign

Website Quick Search Code: SC6948



		PRODUCT NO	DESCRIPTION	WEB PRICE	\$1000 MIN*
		KXTEU3RWWEM	Single/Double Sided Red letters White housing	\$103.90	-10%
		KXTEU3RBBEM	Single/Double Sided Red letters Black housing	\$103.90	-10%
		KXTEU3RAAEM	Single/Double Sided Red letters Aluminum housing	\$103.90	-10%
		KXTEU3GWWEM	Single/Double Sided Green letters White housing	\$103.90	-10%
		KXTEU3GBBEM	Single/Double Sided Green letters Black housing	\$103.90	-10%
		KXTEU3GAAEM	Single/Double Sided Green letters Aluminum housing	\$103.90	-10%

LED Wet Location Exit Sign w/Battery Backup

Website Quick Search Code: SC7148



		PRODUCT NO	DESCRIPTION	WEB PRICE	\$1000 MIN*
		WLEZXTEU-3-R-B-EM	Single/Double Sided Red letters Black housing	\$140.65	-10%
		WLEZXTEU-3-R-G-EM	Single/Double Sided Red Red letters Gray housing	\$140.65	-10%
		WLEZXTEU-3-R-W-EM	Single/Double Sided Red letters White housing	\$140.65	-10%
		WLEZXTEU-3-G-B-EM	Single/Double Sided Green letters Black housing	\$140.65	-10%
		WLEZXTEU-3-G-G-EM	Single/Double Green letters Gray housing	\$140.65	-10%
		WLEZXTEU-3-G-W-EM	Single/Double Green letters White housing	\$140.65	-10%

Combination LED Exit Sign & LED Emergency Light w/Battery Backup

Website Quick Search Code: SC6960



		PRODUCT NO	DESCRIPTION	WEB PRICE	\$1000 MIN*
		LEDCXTEU2RW	Universal Single/Double Red letters White housing	\$69.25	-10%
		LEDCXTEU2GW	Universal Single/Double Green letters White housing	\$71.35	-10%
		LEDCXTEU2RB	Universal Single/Double Red letters Black housing	\$72.40	-10%
		LEDCXTEU2GB	Universal Single/Double Green letters Black housing	\$75.55	-10%

Combo Die-Cast Aluminum LED Exit Sign Adjustable Heads

Website Quick Search Code: SC7134



		PRODUCT NO	DESCRIPTION	WEB PRICE	\$1000 MIN*
		CKXTEU3GAEM	Universal Single/Double Green letters Aluminum housing	\$154.30	-10%
		CKXTEU3GBEM	Universal Single/Double Green letters Black housing	\$154.30	-10%
		CKXTEU3GWEM	Universal Single/Double Green letters White housing	\$154.30	-10%
		CKXTEU3RAEM	Universal Single/Double Red letters Aluminum housing	\$154.30	-10%
		CKXTEU3RBEM	Universal Single/Double Red letters Black housing	\$154.30	-10%
		CKXTEU3RWWEM	Universal Single/Double Red letters White housing	\$154.30	-10%

Wet Location Combination LED Exit Sign & Incandescent Emergency Light

Website Quick Search Code: SC6969



		PRODUCT NO	DESCRIPTION	WEB PRICE	\$1000 MIN*
		CWLXTEREM	Single Red letters White housing	\$159.55	-10%
		CWLXTEGEM	Single Green letters White housing	\$160.60	-10%

* CALL FOR VOLUME ORDERS!

LED Emergency Lights

Website Quick Search Code: SC3982



PRODUCT NO	DESCRIPTION	WEB PRICE	\$1000 MIN*
EM-1D-LED	1W per Head White Wall & Ceiling	\$26.20	-10%
LEDR-1-B	1W per Head Black Wall & Ceiling	\$41.95	-10%



LED MR16 Emergency Lights

Website Quick Search Code: SC3853



PRODUCT NO	DESCRIPTION	WEB PRICE	\$1000 MIN*
RMR-16	3.3W per Head White Wall	\$57.70	-10%
RMR-16-B	3.3W per Head Black Wall	\$64.00	-10%



LED Wet Location MR16 Emergency Lights

Website Quick Search Code: SC3854



PRODUCT NO	DESCRIPTION	WEB PRICE	\$1000 MIN*
RMR-16-WP	3.3W per Head Gray Wall	\$83.95	-10%
RMR-16-WP-B	3.3W per Head Black Wall	\$83.95	-10%



Indoor LED Emergency Lights, Steel

Website Quick Search Code: SC6920



PRODUCT NO	DESCRIPTION	WEB PRICE	\$1000 MIN*
LEDSDXR627	1W per Head Black Wall	\$144.85	-10%



Wet Location LED Emergency Lights, Plastic

Website Quick Search Code: SC10946



PRODUCT NO	DESCRIPTION	WEB PRICE	\$1000 MIN*
LEDTFX-2	1.875W per Head Gray Wall	\$115.45	-10%
LEDTFX-2-B	1.875W per Head Black Wall	\$115.45	-10%



LED Decorative Outdoor AC/Emergency Unit

Website Quick Search Code: SC6933



PRODUCT NO	DESCRIPTION	WEB PRICE	\$1000 MIN*
DBEL-ACEM-B	12W BLACK NiCd Battery	\$209.95	-10%
DBEL-ACEM-BR	12W BRONZE NiCd Battery	\$209.95	-10%
DBEL-ACEM-N	12W NICKEL NiCd Battery	\$209.95	-10%
DBEL-ACEM-W	12W WHITE NiCd Battery	\$209.95	-10%



Polycarbonate Vandal/Environmental Shield Guards

Website Quick Search Code: TBD



PRODUCT NO	DESCRIPTION	WEB PRICE	\$1000 MIN*
BG-1	For use with 9001 EXIT series	\$114.40	-10%
BGR-1	For use with EM-1D-LED	\$64.00	-10%
BG-3C	For use with LED CXTEU Combo	\$139.60	-10%



* CALL FOR VOLUME ORDERS!

LED A19 - Dimmable (120V)

Website Quick Search Code: SC9761



PRODUCT NO	DESCRIPTION	EQUIV	WEB PRICE	\$1000 MIN*
LEDA19-27K-7W	7W 480LM 2700K	40 INC	\$3.95	-10%
LEDA19-30K-7W	7W 480LM 3000K	40 INC	\$3.95	-10%
LEDA19-41K-7W	7W 480LM 4100K	40 INC	\$3.95	-10%
LEDA19-50K-7W	7W 510LM 5000K	40 INC	\$3.95	-10%
LEDA19-27K-10W	10W 800LM 2700K	60 INC	\$3.95	-10%
LEDA19-30K-10W	10W 800LM 3000K	60 INC	\$3.95	-10%
LEDA19-41K-10W	10W 800LM 4100K	60 INC	\$3.95	-10%
LEDA19-50K-10W	10W 800LM 5000K	60 INC	\$4.95	-10%
LEDA19-27K-13W	13W 1100LM 2700K	75 INC	\$6.95	-10%
LEDA19-30K-13W	13W 1125LM 3000K	75 INC	\$6.95	-10%
LEDA19-41K-13W	13W 1150LM 4100K	75 INC	\$6.95	-10%
LEDA19-50K-13W	13W 1175LM 5000K	75 INC	\$6.95	-10%
LEDA19-27K-15W	15W 1600LM 2700K	100 INC	\$7.95	-10%
LEDA19-30K-15W	15W 1600LM 3000K	100 INC	\$7.95	-10%
LEDA19-41K-15W	15W 1650LM 4100K	100 INC	\$7.95	-10%
LEDA19-50K-15W	15W 1675LM 5000K	100 INC	\$7.95	-10%

LED MR16 GU5.3 - Dimmable (12V Low Voltage)

Website Quick Search Code: SC9793 - On Sale While Supplies Last



PRODUCT NO	DESCRIPTION	EQUIV	WEB PRICE	\$1000 MIN*
LEDMR16-7W-27K	7W 600LM 2700K	50 INC	\$6.95	-10%
LEDMR16-7W-30K	7W 600LM 3000K	50 INC	\$2.95	-10%
LEDMR16-7W-40K	7W 600LM 4000K	50 INC	\$3.95*	-10%
LEDMR16-7W-50K	7W 600LM 5000K	50 INC	\$6.95	-10%

LED MR16 GU10 - Dimmable (120V)

Website Quick Search Code: SC9927



PRODUCT NO	DESCRIPTION	EQUIV	WEB PRICE	\$1000 MIN*
LEDMR16GU10-6W-27K	6W 350LM 2700K	35 INC	\$7.95	-10%
LEDMR16GU10-6W-3K	6W 350LM 3000K	35 INC	\$7.95	-10%
LEDMR16GU10-6W-4K	6W 350LM 4000K	35 INC	\$7.95	-10%
LEDMR16GU10-6W-5K	6W 350LM 5000K	35 INC	\$7.95	-10%

LED Chandelier - Dimmable (120V)

Website Quick Search Code: SC9803



PRODUCT NO	DESCRIPTION	EQUIV	WEB PRICE	\$1000 MIN*
LED5E12B1127K	5W 2700K CANDLE E12 BASE	40 INC	\$2.95	-10%
LED5E26B1127K	5W 2700K MED E12 BASE	40 INC	\$4.95	-10%

LED Par20 - Dimmable (120V)

Website Quick Search Code: SC3246



PRODUCT NO	DESCRIPTION	EQUIV	WEB PRICE	\$1000 MIN*
LEDPAR20-27K	8W 500LM 2700K	50 INC	\$5.95	-10%
LEDPAR20-30K	8W 500LM 3000K	50 INC	\$5.95	-10%
LEDPAR20-41K	8W 500LM 4100K	50 INC	\$5.95	-10%
LEDPAR20-50K	8W 575LM 5000K	50 INC	\$5.95	-10%

* CALL FOR VOLUME ORDERS! *On Sale While Supplies Last

LED Par20 Wet Location - Dimmable (120V)

Website Quick Search Code: SC6850



PRODUCT NO	DESCRIPTION	EQUIV	WEB PRICE	\$1000 MIN*
S9400	7W 525LM 2700K 25 Beam	50 INC	\$6.95	-10%
S9401	7W 525LM 3000K 25 Beam	50 INC	\$6.95	-10%
S9402	7W 525LM 3500K 25 Beam	50 INC	\$6.95	-10%
S9403	7W 525LM 4000K 25 Beam	50 INC	\$6.95	-10%
S9404	7W 525LM 5000K 25 Beam	50 INC	\$6.95	-10%
S9405	7W 525LM 2700K 40 Beam	50 INC	\$6.95	-10%
S9406	7W 525LM 3000K 40 Beam	50 INC	\$6.95	-10%
S9407	7W 525LM 3500K 40 Beam	50 INC	\$6.95	-10%
S9408	7W 525LM 4000K 40 Beam	50 INC	\$6.95	-10%
S9409	7W 525LM 5000K 40 Beam	50 INC	\$6.95	-10%



LED Par30 Long Neck - Dimmable (120V)

Website Quick Search Code: SC9790 - On Sale While Supplies Last



PRODUCT NO	DESCRIPTION	EQUIV	WEB PRICE	\$1000 MIN*
LEDPAR30-27K-LN	14W 800LM 2700K	75 INC	\$5.95	-10%
LEDPAR30-30K-LN	12W 850LM 3000K	75 INC	\$2.95*	-10%
LEDPAR30-40K-LN	12W 850LM 4000K	75 INC	\$5.95	-10%
LEDPAR30-50K-LN	12W 850LM 5000K	75 INC	\$5.95	-10%



LED Par30 Short Neck - Dimmable (120V)

Website Quick Search Code: SC9828



PRODUCT NO	DESCRIPTION	EQUIV	WEB PRICE	\$1000 MIN*
LEDPAR30-27K-SN	12W 855LM 2700K	65 INC	\$8.95	-10%
LEDPAR30-30K-SN	12W 855LM 3000K	65 INC	\$8.95	-10%
LEDPAR30-40K-SN	12W 855LM 4000K	65 INC	\$8.95	-10%
LEDPAR30-50K-SN	12W 855LM 5000K	65 INC	\$8.95	-10%



LED Par30 Long Neck Wet Location- Dimmable (120V)

Website Quick Search Code: SC6851



PRODUCT NO	DESCRIPTION	EQUIV	WEB PRICE	\$1000 MIN*
S9425	13W 950LM 2700K 25° Beam	75 INC	\$8.95	-10%
S9426	13W 950LM 3000K 25° Beam	75 INC	\$8.95	-10%
S9427	13W 950LM 3500K 25° Beam	75 INC	\$8.95	-10%
S9428	13W 1000LM 4000K 25° Beam	75 INC	\$8.95	-10%
S9429	13W 1000LM 5000K 25° Beam	75 INC	\$8.95	-10%
S9430	13W 950LM 2700K 40° Beam	75 INC	\$8.95	-10%
S9431	13W 950LM 3000K 40° Beam	75 INC	\$8.95	-10%
S9432	13W 950LM 3500K 40° Beam	75 INC	\$8.95	-10%
S9433	13W 1000LM 4000K 40° Beam	75 INC	\$8.95	-10%
S9434	13W 1000LM 5000K 40° Beam	75 INC	\$8.95	-10%
S9435	13W 950LM 2700K 60° Beam	75 INC	\$8.95	-10%
S9436	13W 950LM 3000K 60° Beam	75 INC	\$8.95	-10%
S9437	13W 950LM 3500K 60° Beam	75 INC	\$8.95	-10%
S9438	13W 1000LM 4000K 60° Beam	75 INC	\$8.95	-10%
S9439	13W 1000LM 5000K 60° Beam	75 INC	\$8.95	-10%



*On Sale While Supplies Last * CALL FOR VOLUME ORDERS!

LED PAR38 - Dimmable (120V)

Website Quick Search Code: SC9794



	PRODUCT NO	DESCRIPTION	EQUIV	WEB PRICE	\$1000 MIN*
	LEDPAR38-27K	15W 1050LM 2700K	100 INC	\$8.95	-10%
	LEDPAR38-30K	15W 1050LM 3000K	100 INC	\$8.95	-10%
	LEDPAR38-40K	15W 1050LM 4000K	100 INC	\$8.95	-10%
	LEDPAR38-50K	15W 1050LM 5000K	100 INC	\$8.95	-10%

LED PAR38 Flood Lights Wet Location- Dimmable

Website Quick Search Code: SC6852



	PRODUCT NO	DESCRIPTION	EQUIV	WEB PRICE	\$1000 MIN*
	S9440	15W 1100LM 2700K 25° Beam	90 INC	\$12.95	-10%
	S9441	15W 1150LM 3000K 25° Beam	90 INC	\$12.95	-10%
	S9442	15W 1150LM 3500K 25° Beam	90 INC	\$12.95	-10%
	S9443	15W 1200LM 4000K 25° Beam	90 INC	\$12.95	-10%
	S9444	15W 1200LM 5000K 25° Beam	90 INC	\$12.95	-10%
	S9445	15W 1100LM 2700K 40° Beam	90 INC	\$12.95	-10%
	S9446	15W 1150LM 3000K 40° Beam	90 INC	\$12.95	-10%
	S9447	15W 1150LM 3500K 40° Beam	90 INC	\$12.95	-10%
	S9448	15W 1200LM 4000K 40° Beam	90 INC	\$12.95	-10%
	S9449	15W 1200LM 5000K 40° Beam	90 INC	\$12.95	-10%
	S9450	15W 1150LM 2700K 60° Beam	90 INC	\$12.95	-10%
	S9451	15W 1150LM 3000K 60° Beam	90 INC	\$12.95	-10%
	S9452	15W 1200LM 3500K 60° Beam	90 INC	\$12.95	-10%
	S9453	15W 1200LM 4000K 60° Beam	90 INC	\$12.95	-10%
	S9454	15W 1200LM 5000K 60° Beam	90 INC	\$12.95	-10%
	S9455	18W 1400LM 3000K 40° Beam	100 INC	\$14.95	-10%
S9456	18W 1400LM 4000K 40° Beam	100 INC	\$14.95	-10%	

LED PAR38 Flood Lights Multi-Color

Website Quick Search Code: SC6853



	PRODUCT NO	DESCRIPTION	EQUIV	WEB PRICE	\$1000 MIN*
	S9480	15W 40° Beam RED	90 INC	\$13.95	-10%
	S9481	15W 40° Beam GREEN	90 INC	\$13.95	-10%
	S9482	15W 40° Beam BLUE	90 INC	\$13.95	-10%
	S9483	15W 40° Beam AMBER	90 INC	\$13.95	-10%
	S9484	15W 40° Beam YELLOW	90 INC	\$13.95	-10%

LED BR20 - Dimmable (120V)

Website Quick Search Code: SC9807



	PRODUCT NO	DESCRIPTION	EQUIV	WEB PRICE	\$1000 MIN*
	LEDBR20-27K	7W 525LM 2700K	50 INC	\$4.95	-10%
	LEDBR20-30K	7W 525LM 3000K	50 INC	\$4.95	-10%
	LEDBR20-40K	7W 525LM 4000K	50 INC	\$4.95	-10%
	LEDBR20-50K	7W 550LM 5000K	50 INC	\$4.95	-10%

* CALL FOR VOLUME ORDERS!

LED BR30 - Dimmable (120V)

Website Quick Search Code: SC6277



PRODUCT NO	DESCRIPTION	EQUIV	WEB PRICE	\$1000 MIN*
S9025	10W 650LM 2700K	65 INC	\$2.95	-10%
LEDBR30-30K	10W 750LM 3000K	75 INC	\$6.25	-10%
LEDBR30-40K	10W 750LM 4000K	75 INC	\$6.25	-10%
LEDBR30-50K	10W 700LM 5000K	75 INC	\$6.25	-10%

LED BR40 - Dimmable (120V)

Website Quick Search Code: SC10732



PRODUCT NO	DESCRIPTION	EQUIV	WEB PRICE	\$1000 MIN*
LEDBR40-27K	14W 850LM 2700K	85 INC	\$8.95	-10%
LEDBR40-30K	11W 940LM 3000K	95 INC	\$8.95	-10%
LEDBR40-40K	11W 940LM 4100K	95 INC	\$8.95	-10%
LEDBR40-50K	11W 940LM 5000K	95 INC	\$8.95	-10%

LED Linear Ballast Bypass T8 Series (Must Be Ordered In Case QTY)

Website Quick Search Code: SC6845 - On Sale While Supplies Last



Double Ended Wiring



PRODUCT NO	DESCRIPTION	WEB PRICE	\$1000 MIN*
S9913	14W 1800LM 3000K - 4 foot	\$8.95	-10%
S9914	14W 1800LM 3500K - 4 foot	\$8.95	-10%
S9915	14W 1800LM 4000K - 4 foot	\$8.95	-10%
S9916	14W 1800LM 5000K - 4 foot	\$8.95	-10%

Single Ended Wiring



S9720	15W 1800LM 3000K - 4 foot	\$8.95*	
T8-4FT-DIM-18W-35K-F	18W 1800LM 3500K - 4 foot	\$4.95*	
T8-4FT-DIM-18W-50K-F	18W 1800LM 5000K - 4 foot	\$6.95*	-10%

LED T8 Lamps Universal Hybrid - works with electronic ballast, or ballast bypass.

Must be ordered in boxes of 12








Product Code: SC7081 - On Sale While Supplies Last




PRODUCT NO	DESCRIPTION	WEB PRICE	\$1000 MIN*
T8-EZ5-GS-4FT-15W-30-C	15W 1600LM 3000K - 4 foot - Clear Tube	\$4.95*	-10%
T8-EZ5-GS-4FT-15W-35-C	15W 1600LM 3500K - 4 foot - Clear Tube	\$4.95*	-10%
T8-EZ5-GS-4FT-15W-40-C	15W 1600LM 4000K - 4 foot - Clear Tube	\$4.95*	-10%
T8-EZ6-GS-4FT-15W-50K-C	15W 1900LM 5000K - 4 foot - Clear Tube	\$7.95	-10%
T8-EZ5-GS-2FT-8W-30-C	8W 1000LM 3000K - 2 foot - Clear Tube	\$4.95*	-10%
T8-EZ5-GS-2FT-8W-35-C	8W 1000LM 3500K - 2 foot - Clear Tube	\$4.95*	-10%
T8-EZ5-GS-2FT-8W-40-C	8W 1000LM 4000K - 2 foot - Clear Tube	\$4.95*	-10%
T8-EZ5-GS-2FT-8W-50-C	8W 1000LM 5000K - 2 foot - Clear Tube	\$4.95*	-10%
T8-EZ6-GS-4FT-15W-30K-F	15W 1900LM 3000K - 4 foot - Frosted Tube	\$7.95	-10%
T8-EZ5-GS-4FT-15W-35-F	15W 1600LM 3500K - 4 foot - Frosted Tube	\$4.95*	-10%
T8-EZ6-GS-4FT-15W-40K-F	15W 1900LM 4000K - 4 foot - Frosted Tube	\$7.95	-10%
T8-EZ6-GS-4FT-15W-50K-F	15W 1900LM 5000K - 4 foot - Frosted Tube	\$7.95	-10%
T8-EZ5-GS-2FT-8W-30-F	8W 1000LM 3000K - 2 foot - Frosted Tube	\$4.95*	-10%
T8U235-8	8W 1000LM 3500K - 2 foot - Frosted Tube	\$2.95*	-10%
T8-EZ6-GS-2FT-10W-40K-F	8W 1200LM 4000K - 2 foot - Frosted Tube	\$7.95	-10%
T8-EZ6-GS-2FT-10W-50K-F	8W 1200LM 5000K - 2 foot - Frosted Tube	\$7.95	-10%

*On Sale While Supplies Last * CALL FOR VOLUME ORDERS!

Compact Fluorescent Bulbs 2-Pins Bulbs

	ORDER CODE	DESCRIPTION	CASE	WEB PRICE	\$1000 MIN*
 <p>G23 Base</p>	33233-8	5W "Single" bulb 2700K 4.25" CF5DS/27	50	\$3.95 ea.	Call For Pricing
	26380	5W "Single" bulb 3500K 4.25" CF5DS/35	50	\$3.95 ea.	Call For Pricing
	33233-8C	5W "Single" bulb 4100K 4.25" CF5DS/41	50	\$3.95 ea.	Call For Pricing
	26480	5W "Single" bulb 5000K 4.25" CF5DS/50	50	\$3.95 ea.	Call For Pricing
	30663-9	7W "Single" bulb 2700K 5.40" CF7DS/27	50	\$3.95 ea.	Call For Pricing
	20310	7W "Single" bulb 3500K 5.40" CF7DS/35	50	\$3.95 ea.	Call For Pricing
	36809-2	7W "Single" bulb 4100K 5.40" CF7DS/41	50	\$3.95 ea.	Call For Pricing
	20307	7W "Single" bulb 5000K 5.40" CF7DS/50	50	\$3.95 ea.	Call For Pricing
	30665-4	9W "Single" bulb 2700K 6.50" CF9DS/27	50	\$3.95 ea.	Call For Pricing
	20333	9W "Single" bulb 3500K 6.50" CF9DS/35	50	\$3.95 ea.	Call For Pricing
 <p>G23-2 Base</p>	30665-4T	9W "Double-Cluster" bulb 2700K 4.40" CF9DD/27	50	\$4.95 ea.	Call For Pricing
	20690	9W "Double-Cluster" bulb 3500K 4.40" CF9DD/35	50	\$4.95 ea.	Call For Pricing
	26290	9W "Double-Cluster" bulb 4100K 4.40" CF9DD/41	50	\$4.95 ea.	Call For Pricing
 <p>GX23 Base</p>	30667-0	13W "Single" bulb 2700K 7.13" CF13DS/27	50	\$3.95 ea.	Call For Pricing
	20335	13W "Single" bulb 3500K 7.13" CF13DS/35	50	\$3.95 ea.	Call For Pricing
	36811-8	13W "Single" bulb 4100K 7.13" CF13DS/41	50	\$3.95 ea.	Call For Pricing
 <p>GX23-2 Base</p>	20309	13W "Single" bulb 5000K 7.13" CF13DS/50	50	\$3.95 ea.	Call For Pricing
	30667-0T	13W "Double-Cluster" bulb 2700K 4.63" CF13DD/27	50	\$4.95 ea.	Call For Pricing
	34005-9	13W "Double-Cluster" bulb 3500K 4.63" CF13DD/35	50	\$4.95 ea.	Call For Pricing
 <p>G24D-2 Base</p>	33954-9	13W "Double-Cluster" bulb 4100K 4.63" CF13DD/41	50	\$4.95 ea.	Call For Pricing
	34499-4	18W "Double-Cluster" bulb 2700K 6" CF18DD/27	50	\$5.95 ea.	Call For Pricing
	34008-3	18W "Double-Cluster" bulb 3500K 6" CF18DD/35	50	\$5.95 ea.	Call For Pricing
 <p>GX32D-2 Base</p>	34501-7	18W "Double-Cluster" bulb 4100K 6" CF18DD/41	50	\$5.95 ea.	Call For Pricing
	FDL22LE-D	22W "Quad" bulb 2800K 6" FDL22/28	50	\$8.95 ea.	Call For Pricing
 <p>G24D-3 Base</p>	FDL22EX-D	22W "Quad" bulb 5000K 6" FDL22/50	50	\$8.95 ea.	Call For Pricing
	34953-0	26W "Double-Cluster" bulb 2700K 6.86" CF26DD/27	50	\$5.95 ea.	Call For Pricing
	34012-5	26W "Double-Cluster" bulb 4100K 6.86" CF26DD/41	50	\$5.95 ea.	Call For Pricing





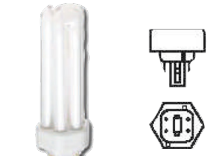



Fluorescent Replacement Fixture Ballasts

	ORDER CODE	DESCRIPTION	CASE	WEB PRICE	\$1000 MIN*
	B011390	For one 5,7,9W bulb 2-pin 120V 2.38" Length	20	\$15.95 ea.	Call For Pricing
	B011190	For one 5,7,9W bulb 2-pin 120V 3.06" Length	20	\$15.95 ea.	Call For Pricing
	B004818	For one 13W bulb 2-pin 120V 3.06" Length	20	\$15.95 ea.	Call For Pricing

IMPORTANT: When re-ordering, please have a sample of the bulb or the box it came in with you when you call us!

* CALL FOR VOLUME ORDERS!

Compact Fluorescent Bulbs 4-Pin Bulbs





	ORDER CODE	DESCRIPTION	CASE	WEB PRICE	\$1000 MIN*
	20682	13W "Double-Cluster" bulb 2700K 5" CF13DD/E/27	50	\$5.95 ea.	Call For Pricing
	20671	13W "Double-Cluster" bulb 3500K 5" CF13DD/E/35	50	\$5.95 ea.	Call For Pricing
	20667	13W "Double-Cluster" bulb 4100K 5" CF13DD/E/41	50	\$5.95 ea.	Call For Pricing
	20891	13W "Triple-Cluster" bulb 2700K 4.25" CF13DT/E/27	50	\$7.95 ea.	Call For Pricing
	20893	13W "Triple-Cluster" bulb 3500K 4.25" CF13DT/E/35	50	\$7.95 ea.	Call For Pricing
	20894	13W "Triple-Cluster" bulb 4100K 4.25" CF13DT/E/41	50	\$7.95 ea.	Call For Pricing
	31492-2-4P	18W "Double-Cluster" bulb 2700K 5.86" CF18DD/E/27	50	\$6.95 ea.	Call For Pricing
	20672	18W "Double-Cluster" bulb 3500K 5.86" CF18DD/E/35	50	\$6.95 ea.	Call For Pricing
	20668	18W "Double-Cluster" bulb 4100K 5.86" CF18DD/E/41	50	\$6.95 ea.	Call For Pricing
	20684	26W "Double-Cluster" bulb 2700K 6.50" CF26DD/E/27	50	\$5.95 ea.	Call For Pricing
	20673	26W "Double-Cluster" bulb 3500K 6.50" CF26DD/E/35	50	\$5.95 ea.	Call For Pricing
	20669	26W "Double-Cluster" bulb 4100K 6.50" CF26DD/E/41	50	\$5.95 ea.	Call For Pricing
	20875	18W "Triple-Cluster" bulb 2700K 4.86" CF18DT/E/27	50	\$9.95 ea.	Call For Pricing
	20877	18W "Triple-Cluster" bulb 3500K 4.86" CF18DT/E/35	50	\$9.95 ea.	Call For Pricing
	20878	18W "Triple-Cluster" bulb 4100K 4.86" CF18DT/E/41	50	\$9.95 ea.	Call For Pricing
	20879	26W "Triple-Cluster" bulb 2700K 5.25" CF26DT/E/27	50	\$8.95 ea.	Call For Pricing
	20881	26W "Triple-Cluster" bulb 3500K 5.25" CF26DT/E/35	50	\$8.95 ea.	Call For Pricing
	20882	26W "Triple-Cluster" bulb 4100K 5.25" CF26DT/E/41	50	\$8.95 ea.	Call For Pricing
	20883	32W "Triple-Cluster" bulb 2700K 5.50" CF32DT/E/27	50	\$8.95 ea.	Call For Pricing
	20885	32W "Triple-Cluster" bulb 3500K 5.50" CF32DT/E/35	50	\$8.95 ea.	Call For Pricing
	20886	32W "Triple-Cluster" bulb 4100K 5.50" CF32DT/E/41	50	\$8.95 ea.	Call For Pricing
	20887	42W "Triple-Cluster" bulb 2700K 6.5" CF42DT/E/27	50	\$8.95 ea.	Call For Pricing
	20871	42W "Triple-Cluster" bulb 3500K 6.5" CF42DT/E/35	50	\$8.95 ea.	Call For Pricing
	20890	42W "Triple-Cluster" bulb 4100K 6.5" CF42DT/E/41	50	\$8.95 ea.	Call For Pricing
	20895	57W "Triple-Cluster" bulb 2700K 7.13" CF57DT/E/27	50	\$21.95 ea.	Call For Pricing
	20897	57W "Triple-Cluster" bulb 3500K 7.13" CF57DT/E/35	50	\$21.95 ea.	Call For Pricing
	20899	57W "Triple-Cluster" bulb 4100K 7.13" CF57DT/E/41	50	\$21.95 ea.	Call For Pricing
	B001775	For one or two 13W bulbs 4-pin 120V or 277V 4.25" Length	50	\$21.95 ea.	Call For Pricing
	B001777	For one or two 18W bulbs 4-pin 120V or 277V 4.25" Length	50	\$21.95 ea.	Call For Pricing
	B001778	For one or two bulbs 26W 4-pin 120V or 277V 4.25" Length	50	\$21.95 ea.	Call For Pricing
	B001778	For one 32W 4-pin 120V or 277V 4.25" Length	50	\$21.95 ea.	Call For Pricing
	B001778	For one 42W 4-pin 120V or 277V 4.25" Length	50	\$21.95 ea.	Call For Pricing
	B001779	For two 32W 4-pin 120V or 277V 4.25" Length	50	\$38.95 ea.	Call For Pricing
	B001779	For two 42W 4-pin 120V or 277V 4.25" Length	50	\$38.95 ea.	Call For Pricing
	B001779	For one 57W 4-pin 120V or 277V 4.25" Length	50	\$38.95 ea.	Call For Pricing

IMPORTANT: When re-ordering, please have a sample of the bulb or the box it came in with you when you call us!

* CALL FOR VOLUME ORDERS!



Fluorescent Linear Tubes




	ORDER CODE	DESCRIPTION	CASE	WEB PRICE	\$1000 MIN*	
  Fluorescent Type Starters	33236-1	4W T5 Fluorescent tube, 4100K 6" F4T5/CW	25	\$2.95 ea.	Call For Pricing	
	25870-7	6W T5 Fluorescent tube, 4100K 9" F65/CW	25	\$2.95 ea.	Call For Pricing	
	20620	6W T5 Fluorescent tube, 5000K 9" F6T5/D	25	\$3.95 ea.	Call For Pricing	
	25886-3	8W T5 Fluorescent tube, 4100K 12" F8T5/CW	25	\$2.95 ea.	Call For Pricing	
	20820	8W T5 Fluorescent tube, 5000K 12" F8T5/D	25	\$2.95 ea.	Call For Pricing	
	25890-5	8W T5 Fluorescent tube, 2700K 12" F8T5/WW	25	\$2.95 ea.	Call For Pricing	
	OFS-5	Starters required for operation of all T5 bulbs above	25	\$0.95 ea.	Call For Pricing	
	25914-3	14W T8 Fluorescent tube, 4100K 15" F14T8/CW	24	\$3.95 ea.	Call For Pricing	
	25936-6	15W T8 Fluorescent tube, 4100K 18" F15T8/CW	24	\$3.95 ea.	Call For Pricing	
	25952-3	15W T8 Fluorescent tube, 5000K 18" F15T8/D	24	\$3.95 ea.	Call For Pricing	
	25946-5	15W T8 Fluorescent tube, 2700K 18" F15T8/WW	30	\$3.95 ea.	Call For Pricing	
	21849	17W T8 Fluorescent tube, 3000K 24" F017/830	30	\$5.95 ea.	Call For Pricing	
	32297-4	17W T8 Fluorescent tube, 3500K 24" F017/835	30	\$5.95 ea.	Call For Pricing	
	32062-2	17W T8 Fluorescent tube, 4100K 24" F017/841	30	\$5.95 ea.	Call For Pricing	
	21851	25W T8 Fluorescent tube, 3000K 36" F025/830	30	\$4.95 ea.	Call For Pricing	
	32298-2	25W T8 Fluorescent tube, 3500K 36" F025/835	30	\$4.95 ea.	Call For Pricing	
	32051-5	25W T8 Fluorescent tube, 4100K 36" F025/841	30	\$4.95 ea.	Call For Pricing	
	32052-3	32W T8 Fluorescent tube, 3000K 48" F032/830	30	\$3.95 ea.	Call For Pricing	
	32054-9	32W T8 Fluorescent tube, 3500K 48" F032/835	30	\$3.95 ea.	Call For Pricing	
	32055-6	32W T8 Fluorescent tube, 4100K 48" F032/841	30	\$3.95 ea.	Call For Pricing	
	34507-6	32W T8 Fluorescent tube, 5000K 48" F032/850	30	\$3.95 ea.	Call For Pricing	
	25916-8	14W T12 Fluorescent tube, 4100K 15" F14T12/CW	30	\$5.95 ea.	Call For Pricing	
	25971-3	15W T12 Fluorescent tube, 4100K 18" F15T12/CW	30	\$5.95 ea.	Call For Pricing	
	25996-0	20W T12 Fluorescent tube, 4100K 24" F20T12/CW/RS	30	\$3.95 ea.	Call For Pricing	
	26076-0	30W T12 Fluorescent tube, 4100K 36" F30T12/CW/RS	30	\$4.95 ea.	Call For Pricing	
	30193-7	40W T12 Fluorescent tube, 4100K 48" F40/CWX	30	\$4.95 ea.	Call For Pricing	
	22719-9	40W T12 Fluorescent tube, 5000K 48" F40/DX	30	\$4.95 ea.	Call For Pricing	
		B008483	For one or two 17W T8 tubes 2-pin 120V or 277V 9.5" Length	10	\$21.95 ea.	Call For Pricing
		B008483	For one or two 25W T8 tubes 2-pin 120V or 277V 9.5" Length	10	\$21.95 ea.	Call For Pricing
B008483		For one or two 32W T8 tubes 2-pin 120V or 277V 9.5" Length	10	\$21.95 ea.	Call For Pricing	
B010178		For three or four 17W T8 tubes 2-pin 120V or 277V 9.5" Length	10	\$21.95 ea.	Call For Pricing	
B010178		For three or four 25W T8 tubes 2-pin 120V or 277V 9.5" Length	10	\$21.95 ea.	Call For Pricing	
B010178		For three or four 32W T8 tubes 2-pin 120V or 277V 9.5" Length	10	\$21.95 ea.	Call For Pricing	
B004885		For one or two 96W T8 tubes 2-pin 120V or 277V 9.5" Length	10	\$21.95 ea.	Call For Pricing	

Can ONLY be purchased in case quantity.

IMPORTANT: When re-ordering, please have a sample of the bulb or the box it came in with you when you call us!

* CALL FOR VOLUME ORDERS!

Fluorescent Circlines & U Shape - 6,000-20,000 Average Hours

	ORDER CODE	DESCRIPTION	CASE	WEB PRICE	\$1000 MIN*
	24982-2	20W T9 Circlines 4100K 6.5" Diameter FC6T9/CW/RS	12	\$7.95 ea.	Call For Pricing
	24982-5	20W T9 Circlines 2700K 6.5" Diameter FC6T9/WW/RS	12	\$7.95 ea.	Call For Pricing
	26236-0	22W T9 Circlines 4100K 8.25" Diameter FC8T9/CW/RS	12	\$5.95 ea.	Call For Pricing
	26243-6	22W T9 Circlines 2700K 8.25" Diameter FC8T9/WW/RS	12	\$5.95 ea.	Call For Pricing
	26234-5	22W T9 Circlines 5000K 8.25" Diameter FC8T9/D/RS	12	\$5.95 ea.	Call For Pricing
	26248-5	32W T9 Circlines 4100K 12" Diameter FC12T9/CW/RS	12	\$6.95 ea.	Call For Pricing
	26255-0	32W T9 Circlines 2700K 12" Diameter FC12T9/WW/RS	12	\$6.95 ea.	Call For Pricing
	20030	32W T9 Circlines 5000K 12" Diameter FC12T9/D/RS	12	\$6.95 ea.	Call For Pricing
	36451-3	40W T9 Circlines 4100K 16" Diameter FC16T9/CW/RS	12	\$14.95 ea.	Call For Pricing
	22662-1	40W T9 Circlines 2700K 16" Diameter FC16T9/WW/RS	12	\$14.95 ea.	Call For Pricing
	20072	40W T9 Circlines 5000K 16" Diameter FC16T9/D/RS	12	\$14.95 ea.	Call For Pricing
	22046	32W T8 Fluorescent tube, 3000K 6" Leg Space FB032/830/6	16	\$8.95 ea.	Call For Pricing
	34077-8	32W T8 Fluorescent tube, 3500K 6" Leg Space FB032/835/6	16	\$8.95 ea.	Call For Pricing
	34079-4	32W T8 Fluorescent tube, 4100K 6" Leg Space FB032/841/6	16	\$8.95 ea.	Call For Pricing
	22053	32W T8 Fluorescent tube, 5000K 6" Leg Space FB032/850/6	16	\$8.95 ea.	Call For Pricing
	20587	18W T5 High lumen bulb, 3000K 10.5"L FT18DL/830/RS	10	\$8.95 ea.	Call For Pricing
	20594	18W T5 High lumen bulb, 3500K 10.5"L FT18DL/835/RS	10	\$8.95 ea.	Call For Pricing
	20593	18W T5 High lumen bulb, 4100K 10.5"L FT18DL/841/RS	10	\$8.95 ea.	Call For Pricing
	20597	24W T5 High lumen bulb, 3000K 13"L FT24DL/830	10	\$8.95 ea.	Call For Pricing
	20580	24W T5 High lumen bulb, 3500K 13"L FT24DL/835	10	\$8.95 ea.	Call For Pricing
	20596	24W T5 High lumen bulb, 4100K 13"L FT24DL/841	10	\$8.95 ea.	Call For Pricing
	20581	36W T5 High lumen bulb, 3000K 16.63"L FT36DL/830	10	\$9.95 ea.	Call For Pricing
	20582	36W T5 High lumen bulb, 3500K 16.63"L FT36DL/835	10	\$9.95 ea.	Call For Pricing
	20583	36W T5 High lumen bulb, 4100K 16.63"L FT36DL/841	10	\$9.95 ea.	Call For Pricing
	20584	40W T5 High lumen bulb, 3000K 22.63"L FT40DL/830/RS	10	\$9.95 ea.	Call For Pricing
	20585	40W T5 High lumen bulb, 3500K 22.63"L FT40DL/835/RS	10	\$9.95 ea.	Call For Pricing
	20586	40W T5 High lumen bulb, 4100K 22.63"L FT40DL/841/RS	10	\$9.95 ea.	Call For Pricing
	20576	40W T5 High lumen bulb, 5000K 22.63"L FT40DL/850/RS	10	\$9.95 ea.	Call For Pricing
	20590	55W T5 High lumen bulb, 3000K 21.13"L FT55DL/830	10	\$20.95 ea.	Call For Pricing
20591	55W T5 High lumen bulb, 3500K 21.13"L FT55DL/835	10	\$20.95 ea.	Call For Pricing	
20592	55W T5 High lumen bulb, 4100K 21.13"L FT55DL/841	10	\$20.95 ea.	Call For Pricing	

Fluorescent Type Starters




2G11 Base

Can ONLY be purchased in case quantity.

IMPORTANT: When re-ordering, please have a sample of the bulb or the box it came in with you when you call us!

* CALL FOR VOLUME ORDERS!

Standard High Pressure Sodium Bulbs



CODE	DESCRIPTION	CASE	WEB PRICE	\$1200 MIN*
30632-4 35W	Standard base Ballast S76 LU35/MED	12	\$19.23 ea.	Call For Pricing
30336-2 50W	Standard base Ballast S68 LU50/MED	12	\$20.06 ea.	Call For Pricing
33192-6 70W	Standard base Ballast S62 LU70/MED	12	\$19.01 ea.	Call For Pricing
34446-5 100W	Standard base Ballast S54 LU100/MED	12	\$20.06 ea.	Call For Pricing
30347-9 150W	Standard base Ballast S55 LU150/MED	12	\$20.06 ea.	Call For Pricing
33153-8 50W	Mogul base Ballast S68 LU50	12	\$21.09 ea.	Call For Pricing
33219-7 70W	Mogul base Ballast S62 LU70	12	\$19.87 ea.	Call For Pricing
33226-2 100W	Mogul base Ballast S54 LU100	12	\$18.79 ea.	Call For Pricing
33183-5 150/55W	Mogul base Ballast S55 LU150/55	12	\$16.31 ea.	Call For Pricing
33229-6 200W	Mogul base Ballast S66 LU200	12	\$24.29 ea.	Call For Pricing
33170-2 250W	Mogul base Ballast S50 LU250	12	\$29.11 ea.	Call For Pricing
34285-7 400W	Mogul base Ballast S51 LU400	12	\$28.47 ea.	Call For Pricing
22595-3 1000W	Mogul base Ballast S52 LU1000	6	\$47.07 ea.	Call For Pricing

Standard Metal Halide Bulbs



CODE	DESCRIPTION	CASE	WEB PRICE	\$1200 MIN*
27265 50W	Standard base Ballast M110 MH50/U/MED	12	\$25.25 ea.	Call For Pricing
28658-3 70W	Standard base Ballast M98 MH70/U/MED	12	\$25.25 ea.	Call For Pricing
27266 100W	Standard base Ballast M90 MH100/U/MED	12	\$25.25 ea.	Call For Pricing
064560 150W	Standard base Ballast M102 MH150/U/MED	12	\$25.25 ea.	Call For Pricing
15556 175W	Standard base Ballast M57 MH175/U/MED	12	\$25.25 ea.	Call For Pricing
28733-4 175W	Mogul base Ballast M57 MH175/U	12	\$27.45 ea.	Call For Pricing
27484-5 250W	Mogul base Ballast M58 MH250/U	12	\$27.45 ea.	Call For Pricing
27862-2 400W	Mogul base Ballast M59 MH400/U/ED28	12	\$27.45 ea.	Call For Pricing
34415-0 400W	Mogul base Ballast M59 MH400/U	12	\$29.65 ea.	Call For Pricing
64469 1000W	Mogul base Ballast M47 MH1000/U/BT37	12	\$38.45 ea.	Call For Pricing
29826-5 1000W	Mogul base Ballast M47 MH1000/U	12	\$38.45 ea.	Call For Pricing

Ballast still available. Please call.

Can ONLY be purchased in case quantity.

IMPORTANT: When re-ordering, please have a sample of the bulb or the box it came in with you when you call us!

* CALL FOR VOLUME ORDERS!

Glass Fixture Covers

6" White Glass Plain Lip Opening.
 Plain Lip Height 1/2"
 Overall Height 6"
 Neck 3 1/4" Diameter
 Standard Pack - 24



02017-06WG
\$15.97 ea.

6" White Glass Threaded Lip Opening.
 Threaded Lip Height 1"
 Overall Height 6"
 Neck 3 1/4" Diameter
 Standard Pack - 24



02010-06WG
\$14.33 ea.

6" Clear Glass Plain Lip Opening.
 Threaded Lip Height 1/2"
 Overall Height 6"
 Neck 3 1/4" Diameter
 Standard Pack - 24



02017-06WG
\$14.33 ea.

6" Smoked Glass Plastic Plain Lip Opening.
 Plain Lip Height 1/2"
 Overall Height 6"
 Neck 3 1/4" Diameter
 Standard Pack - 24



02017-06SG
\$15.87 ea.

5" White Glass Plain Lip Opening.
 Plain Lip Height 1/2"
 Overall Height 5"
 Neck 3 1/4" Diameter
 Standard Pack - 24



02017-05WG
\$9.93 ea.

6 1/2" Clear Glass Threaded Lip Opening.
 Threaded Lip Height 1"
 Overall Height 6 1/2"
 Neck 3 1/4" Diameter
 Standard Pack - 24



02014-4G
\$12.54 ea.

Plastic Fixture Covers

6" White Acrylic Plastic Plain Lip Opening
 Plain Lip Height 1/2"
 Overall Height 6"
 Neck Diameter 3 1/4"
 Standard Pack-24



02017-06WASPL
\$7.30 ea.

6" White Acrylic Plastic Threaded Lip Opening
 Threaded Lip Height 1/2"
 Overall Height 6"
 Neck Diameter 3 1/4"
 Standard Pack-24



02010-06WASTH
\$7.30 ea.

6" White Lexan Plain Lip Opening
 Plain Lip Height 1/2"
 Overall Height 6"
 Neck Diameter 3 1/4"
 Standard Pack-24



02017-06WLPL
\$10.45 ea.

6" White Lexan Threaded Lip Opening
 Threaded Lip Height 1"
 Overall Height 6"
 Neck Diameter 3 1/4"
 Standard Pack-24



02010-06WLTH
\$8.71 ea.

6" Clear Acrylic Plastic Plain Lip Opening
 Plain Lip Height 1/2"
 Overall Height 6"
 Neck Diameter 3 1/4"
 Standard Pack-24



02017-06CASPL
\$7.30 ea.

6" Clear Acrylic Plastic Threaded Lip Opening
 Threaded Lip Height 1/2"
 Overall Height 6"
 Neck Diameter 3 1/4"
 Standard Pack-24



02010-06CASTH
\$7.30 ea.

6" Clear-Ribbed Acrylic Plastic Plain Lip Opening
 Plain Lip Height 1/2"
 Overall Height 6"
 Neck Diameter 3 1/4"
 Standard Pack-24



02017-06CRASPL
\$7.30 ea.

6" Clear-Ribbed Acrylic Plastic Threaded Lip Opening
 Threaded Lip Height 1/2"
 Overall Height 6"
 Neck Diameter 3 1/4"
 Standard Pack-24



02010-06CRASTH
\$7.30 ea.

6" Smoked Acrylic Plastic Plain Lip Opening
 Plain Lip Height 1/2"
 Overall Height 6"
 Neck Diameter 3 1/4"
 Standard Pack-24



02017-06SASPL
\$7.30 ea.

6" Smoked Acrylic Plastic Threaded Lip Opening
 Threaded Lip Height 1/2"
 Overall Height 6"
 Neck Diameter 3 1/4"
 Standard Pack-24



02010-06SASTH
\$7.30 ea.

Plain Lip Opening
 Clear, Crystal, or Smoke
 Height 4 1/2"
 Neck 3 1/4"
 Diameter 3 5/8"
 Standard Pack-96



02021
\$4.54 ea.

Unbreakable Lexan® Plastic

* Prices on this page are for each cover (purchased only in case quantities). For quantities less than one case, please call for prices or visit our website: superiorlighting.com.
 **WARNING: Smoke color is a dark transparent grey color. The ones you are replacing may be a lighter smoke color from the sun bleaching the globe over a prolonged period of time.
 *** Lexan Plastic is a Registered Trademark of General Electric

* CALL FOR VOLUME ORDERS!

Plastic Fixture Covers

6 1/4" White Lexan Threaded Lip Opening
Threaded Lip Height 1"
Overall Height 6 1/4"
Neck 3 1/4" Diameter
Standard Pack-24



02012-06WLTH
\$9.40 ea

7 1/4" White Lexan Threaded Lip Opening
Threaded Lip Height 1"
Overall Height 7 1/4"
Neck 3 1/4" Diameter
Standard Pack-24



02012-07WLTH
\$10.45 ea

8 1/2" White Lexan Threaded Plain Lip Opening
Threaded Lip Height 1"
Overall Height 8 1/2"
Neck 3 1/4" Diameter
Standard Pack-24



02012-08WLTH
\$12.55 ea

6 1/4" Clear-Ribbed Lexan Threaded Lip Opening
Threaded Lip Height 1"
Overall Height 6 1/4"
Neck 3 1/4" Diameter
Standard Pack-24



02012-06CRLTH
\$9.40 ea

7 1/4" Clear-Ribbed Lexan Threaded Lip Opening
Threaded Lip Height 1"
Overall Height 7 1/4"
Neck 3 1/4" Diameter
Standard Pack-24



02012-07CRLTH
\$10.45 ea

8 1/2" Clear-Ribbed Lexan Threaded Lip Opening
Threaded Lip Height 1"
Overall Height 8 1/2"
Neck 3 1/4" Diameter
Standard Pack-24



02012-08CRLTH
\$12.55 ea

6 1/4" White Lexan Plain Lip Opening
Plain Lip Height 1"
Overall Height 6 1/4"
Neck 3 1/4" Diameter
Standard Pack-24



02012-06WLPL
\$9.40 ea

7 1/4" White Lexan Plain Lip Opening
Plain Lip Height 1"
Overall Height 7 1/4"
Neck 3 1/4" Diameter
Standard Pack-24



02012-07WLPL
\$8.87 ea

8 1/2" White Lexan Plain Lip Opening
Plain Lip Height 1"
Overall Height 8 1/2"
Neck 3 1/4" Diameter
Standard Pack-24



02012-08WLPL
\$13.60 ea

5 3/4" Clear-Ribbed Lexan Plain Lip Opening
Plain Lip Height 1"
Overall Height 5 3/4"
Neck 3 1/4" Diameter
Standard Pack-24



02012-06CRLPL
\$9.40 ea

7 1/4" Clear-Ribbed Lexan Plain Lip Opening
Plain Lip Height 1"
Overall Height 7 1/4"
Neck 3 1/4" Diameter
Standard Pack-24



02012-07CRLPL
\$8.87 ea

8 1/2" Clear-Ribbed Lexan Plain Lip Opening
Plain Lip Height 1"
Overall Height 8 1/2"
Neck 3 1/4" Diameter
Standard Pack-24



02012-08CRLPL
\$8.87 ea

6 1/4" White Acrylic Threaded Lip Opening
Threaded Lip Height 1/2"
Overall Height 6 1/4"
Neck 3 1/4" Diameter
Standard Pack-24



02012-06WASTH
\$7.30 ea

8 1/2" White Acrylic Plastic Threaded Lip Opening
Threaded Lip Height 1/2"
Overall Height 8 1/2"
Neck 3 1/4" Diameter
Standard Pack-24



02012-08WASTH
\$9.40 ea

6 1/4" Clear-Ribbed Acrylic Plastic Threaded Lip Opening
Threaded Lip Height 1/2"
Overall Height 6 1/4"
Neck 3 1/4" Diameter
Standard Pack-24



02012-06CRASTH
\$8.35 ea

8 1/2" Clear-Ribbed Acrylic Plastic Threaded Lip Opening
Threaded Lip Height 1/2"
Overall Height 8 1/2"
Neck 3 1/4" Diameter
Standard Pack-24



02012-08CRASTH
\$9.40 ea

Prismatic Acrylic Plastic
Length 13 1/4"; Width 4 1/4";
Depth 2 1/4"
Standard Pack-24



7000 Series-
\$14.98 ea

(Also Available As A Complete Fixture)

* Prices on this page are for each cover (purchased only in case quantities). For quantities less than one case, please call for prices or visit our website: superiorlighting.com.

**WARNING: Smoke color is a dark transparent grey color. The ones you are replacing may be a lighter smoke color from the sun bleaching the globe over a prolonged period of time.

*** Lexan Plastic is a Registered Trademark of General Electric

* CALL FOR VOLUME ORDERS!

Globe Fitters



Fits 10" or greater globe w/ 5.25" Neck-less Opening. Uses (1)-Standard Inc Socket Polycarbonate Plastic 03040BLI **\$24.10 ea**



Replacement Post Fitter Parts Kit: (2 Clamps, 2 Springs, and 2 Screws) Polycarbonate Plastic 03040P **\$9.40 ea**



Fits 10" or greater globe w/ 5.25" Neck-less Opening. Uses (1)-Standard Inc Socket Die Cast Aluminum 03040BL-METAL **\$37.75 ea**



Fits 16" or greater globe w/ 5.25" Neck-less Opening. Uses (1)-Mogul Inc Socket Polycarbonate Plastic 03040BL-MOG

Smooth Acrylic Neckless Globes



Smooth Clear



Smooth White



Smooth Smoke



Clear Ribbed

Code: 02024 Series
 Sizes available: 10", 12", 14", 16", 18" or 20"
The above measurements are the height of the globe - 1 (specify diameter of opening)
 Standard opening size: 5.25"

INSTRUCTIONS
How To Measure Size Of Opening:

1. Take globe off of pole.
2. Does your globe look like **1** **2**
3. What is the height of the globe?
4. What is the diameter of the opening?

(Measure from outside to outside of the opening)

Smooth Acrylic Plain Lip Globes




Smooth Clear



Smooth White

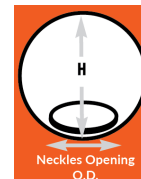


Smooth Smoke

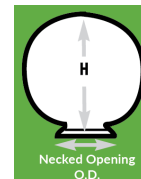


Clear Ribbed

Code: 02024WL Series
 Sizes available: 8", 10" and 12"
The above measurements are the height of the globe - 2 (specify diameter of opening)
 Standard size: 3.5" (Lip to lip inclusive 4")



1
 Must measure through the hole to the interior top of the globe!



2

Smooth Acrylic Cubes (Metal top removable)



Smooth Clear



Smooth White



Smooth Smoke

Code: 02025 Series
 Sizes available: 10"x10", 12"x12" and 15"x15"
The above measurements are the height of the globe² (specify diameter of opening & whether there is a lip around the opening)



Optional dark sky reflector for 8" neck directs light down

Ordering Code: 99-DSR12 Series

Polycarbonate Textured Clear Finish Fixture Covers



Polycarbonate Textured Clear Finish Only

Code: 02026CP Series
 (3 sizes available)



Polycarbonate Textured Clear Finish Only

Code: 02030CP Series
 (3 sizes available)



Polycarbonate Textured Clear Finish Only

Code: 02031CP Series
 (2 sizes available)

Height	Width	Fitter
16 1/8"	10 3/4"	5 1/4" Neck-less
25"	15 1/8"	8" Neck
26 7/8"	16 5/8"	16 5/8"

Height	Width	Fitter
13 1/2"	8 1/2"	4" Neck
16 5/8"	11 1/2"	5 1/4" Neck-less
23"	15 1/8"	8" Neck

Height	Width	Fitter
17 7/8"	12 3/4"	8" Neck
20 3/4"	15 1/2"	8" Neck

* CALL FOR VOLUME ORDERS!

Plastic Fixtures w/LED A19 Compatible Sockets



7.50" (H)
Plastic Fitter
Plastic Globe
(Standard Socket)

Code: 8700



8", 8.50" or 10" (H)
Plastic Fitter
Plastic Globe
(Standard Socket)

Code: 8701



6.75" (H)
Plastic Fitter
Plastic Globe
(Standard Socket)
Optional photo control

Code: 8401



7.50", 8" or 9.50" (H)
Plastic Fitter
Plastic Globe
(Standard Socket)

Code: 8402



7" or 9" (H)
Aluminum Fitter
Plastic Globe
(Standard Socket)

Code: 8403



7.50" (H)
Aluminum Fitter
Plastic Globe
(Standard Socket)

Code: 8404

Plastic Fixtures w/LED A19 Compatible Sockets



10" (D) x 5.25" (H)
Black & White Plastic
(Standard Socket)
Replacement cages available.

Code: 8500



10" x 5" x 3.75"
Black & White Plastic
(Standard Socket)

Code: 5058-GRID



10" (D) x 5.25" (H)
Black & White Plastic
(Standard Socket)
Replacement rings available.

Code: 8501



10" x 5" x 3.75"
Black & White Plastic
(Standard Socket)

Code: 8502-CAGE



10" x 5" x 3.75"
Black & White Plastic
(Standard Socket)


Code: 8503-RING



10" x 5" x 3.75"
Black & White Plastic
(Standard Socket)

Code: 8400-HOOD

Aluminum w/Plastic Lens Fixtures w/LED A19 Compatible Sockets



Black & White Acrylic Plastic
(1 Standard Sockets
8.25" (W) x 4.75" (H))
Code: 8702

(1 or 2 Standard Sockets
10.25" (W) x 5.50" (H))
Code: 8703



10.75"(W) x 4.13" (H)
White Lens
Steel Finish

Code: 5217



10.75"(W) x 4.13"(H)
Clear Prismatic Lens
Steel Finish

Code: 5217



9.75" x 7.50" x 4.25"
White Lens
White Die Cast
Aluminum Finish

Code: 8455



9.75" x 7.50" x 4.25"
White Lens
Bronze Die Cast
Aluminum Finish

Code: 8455



9.75" x 7.50" x 4.25"
White Lens
Black Die Cast
Aluminum Finish

Code: 8455

Plastic Wall Lights w/Acrylic Covers - Wet Location



11"x5"x4"
Clear Prismatic Lens
Clear Plastic Finish
(Replacement Lens Cover Available)

(GU24) Code: 5215
(LED) Code: 328



11"x5"x4"
Clear Prismatic Lens
Black Plastic Finish
(Replacement Lens Cover Available)

(GU24) Code: 5215
(LED) Code: 328



11"x5"x4"
Clear Prismatic Lens
White Plastic Finish
(Replacement Lens Cover Available)

(GU24) Code: 5215
(LED) Code: 328




11"x5"x4"
White Prismatic Lens
Black Plastic Finish
(Replacement Lens Cover Available)

(GU24) Code: 5215
(LED) Code: 328



11"x5"x4"
White Prismatic Lens
White Plastic Finish
(Replacement Lens Cover Available)

(GU24) Code: 5215
(LED) Code: 328



11"x5"x4"
Amber Prismatic Lens
Amber Plastic Finish
(Replacement Lens Cover Available)

(GU24) Code: 5215
(LED) Code: 328

Plastic Post Top Fixtures



18" x 10.50"
Frosted Lens
Black & White Finish
Clear Lens Discontinued

Code: 8600



18" x 13.25"
Frosted Lens
Black & White Finish
Clear Lens Discontinued

Code: 8601

High Pressure Sodium or Metal Halide Coolie Hat Style Pole Top Fixtures



20"(H) x 22" (D)
Black, Bronze or Gray Finish

High Pressure Sodium
Code: 8105

Metal Halide
Code: 7612

4 to 6 week lead time



25.50"(H) x 22"(D)
Black, Bronze or Gray Finish

High Pressure Sodium
Code: 8111

Metal Halide
Code: 7619

Turtle Friendly Downlighting



7.75"(H) x 5"(D)
Black & White
Polycarbonate Finish
No Lens

Code: 8804



7.75"(H) x 5"(D)
Black & White
Polycarbonate Finish
No Lens

Code: 8805



7.75"(H) x 5"(D)
Black & White
Polycarbonate Finish
No Lens

Code: 8806



LED Amber Par30
10W LED = 90W

Code: LED-1731
FWC Certified



LED Amber A19 Bulb
7W LED = 40W

Code: LED-1733
FWC Certified



LED Amber Par20 Bulb
5.8W LED = 50W

Code: TM20-625
FWC Certified

* CALL FOR VOLUME ORDERS!

LED Solar Lights
\$199.95 - Pg 12
SC10912



When Calling
Please Tell Us Your
**CUSTOMER
PRIORITY
NUMBER**



3530 NW 53rd Street
Fort Lauderdale, FL 33309
Change Service Requested

Presort Standard
U.S. Postage
PAID
SUPERIOR LTG

LED Recessed Can
\$3.95 - Pg 27
SC6285



To correct your mailing information or cancel duplicate copies, please call! We appreciate the opportunity to correct our records.

LED Dusk To Dawn
\$146.95 - Pg 5
SC6275



Directions to our Warehouse (Pickups are welcome)

From I-95, Exit 32 Commercial Blvd, go west on West Commercial Blvd. Turn right onto NW 33rd Avenue and left onto NW 53rd Street. We are the last building on the left hand side.

From Florida Turnpike, Exit 62 Commercial Blvd, at the end of the ramp, turn left onto West Commercial Blvd. Turn left onto NW 33rd Avenue and left onto NW 53rd Street. We are the last building on the left hand side.

100W Corn Bulb
\$169.95 - Pg 18
SC9123



100W LED Flood Light
\$209.95 - Pg 6
SC7056



2x4 LED Flat Panel
\$79.95 - Pg 20
SC9605



www.superiorlighting.com

3530 NW 53rd Street, Fort Lauderdale, FL 33309

TEL: 954-733-4511 • Fax: 954-735-7592

Toll-Free: 1-800-432-7995