




708
+QK94
.L48



VALUABLE WORKS,

EMBRACING

HISTORY,	GEOGRAPHY,	VOYAGES AND TRAVELS,
THEOLOGY,	TOPOGRAPHY,	NATURAL HISTORY,
BIOGRAPHY,	COMMERCE,	POETRY, &c. &c.

PRINTED FOR LONGMAN, REES, ORME, BROWN, GREEN, & LONGMAN.

[For a List of the Works comprised in this Catalogue, see p. 16.]

ENCYCLOPÆDIA of GEOGRAPHY: comprising a complete Description of the Earth; exhibiting its Relation to the Heavenly Bodies, its Physical Structure, the Natural History of each Country, and the Industry, Commerce, Political Institutions, and Civil and Social State of all Nations. By HUGH MURRAY, F.R.S.E.

Assisted in

ASTRONOMY, &c. by PROFESSOR WALLACE,	BOTANY, &c. by PROFESSOR HOOKER,
GEOLOGY, &c. by PROFESSOR JAMESON,	ZOOLOGY, &c. by W. SWAINSON, Esq.

With 82 Maps, drawn by Sidney Hall; and upwards of 1000 other Engravings on Wood, from Drawings by Swainson, T. Landseer, Sowerby, Strutt, &c., representing the most remarkable objects of Nature and Art in every Region of the Globe. Complete in one thick volume of upwards of 1500 pages, 8vo. £3, half-bound vellum; or in 12 parts, at 5s. each.

*** This work may also be had done up in Two Volumes, if desired.

HISTORY of the REVOLUTION in ENGLAND in 1688: comprising a View of the Reign of James II., from his Accession, to the Enterprize of the Prince of Orange. By the late Right Honourable SIR JAMES MACKINTOSH. And completed to the Settlement of the Crown, by the Editor. To which is prefixed, a Notice of the LIFE, WRITINGS, and SPEECHES of SIR JAMES MACKINTOSH. 4to. with a Portrait, engraved by C. Turner. 3l. 3s. in cloth bds.

"Highly gifted by nature, deeply read, and singularly accomplished, the view of one of the most remarkable epochs in English history could not have been undertaken by any man of a capacity to do it justice, in every respect, superior to this eminent individual."—*Literary Gazette*.

"In every page we perceive the anxiety of the historian to hold the balance of justice with unflinching hand, and to watch its slightest vibrations."—*Athenæum*.

MR. JAMES'S NEW ROMANCE.

THE LIFE and ADVENTURES of JOHN MARSTON HALL.

By the Author of "Darnley," &c. 3 vols. post 8vo. 31s. 6d. bds.

By the same Author,

MARY of BURGUNDY; or, the Revolt of Ghent. 3 vols. post 8vo. 31s. 6d.

EGYPT and MOHAMMED ALI; or, Travels in the Valley of the Nile: containing a Description of all the remarkable Ruins, and other Monuments of Antiquity, in Egypt and Nubia, from the Mediterranean to the Second Cataract; with a Comparison between the Greek and Egyptian Schools of Art; together with an Account of the Government and Personal Character of the Pasha, his Harems, Palaces, Gardens, Baths, &c.; Sketches of Native Manners, Schools, Colleges, Manufactories, &c.—Excursion to the beautiful Nome of Arsinoë, and Lake Mœris—History of the War in Syria, &c. &c. By JAMES AUGUSTUS ST. JOHN. 2 vols 8vo. 30s. bds.

A DICTIONARY, PRACTICAL, THEORETICAL, and HISTORICAL, of COMMERCE and COMMERCIAL NAVIGATION. By J. R. M'CUCCLOCH, Esq. 1 large vol. 8vo. Maps and Plans, 2d Edition, greatly enlarged and amended, with a SUPPLEMENT to October 1834, 2l. 10s. bds.

This edition contains a full account of the late arrangements with respect to the BANK of ENGLAND, the EAST INDIA COMPANY, and the TRADE to INDIA and CHINA. Copious abstracts are given of the new CUSTOMS ACTS, the ACT abolishing SLAVERY, &c.; and the modifications of the Law that bear upon Commercial Transactions are carefully specified. Much valuable information as to the Trade, Commercial Regulations, Shipping Charges, &c. in FOREIGN PORTS, has been obtained from the British Consuls, and from other sources. The GAZETTEER department has been greatly augmented, and, it is hoped, materially improved; two new Maps are added (exhibiting the Canals, Rail-roads, and Light-houses of Britain, the Mouths of the Mersey and Dee, with the country from Liverpool to Manchester), and Plans of several of the principal British and Foreign Sea-Ports are given.

*** The SUPPLEMENT separately, price 6d.

DR. LARDNER'S CABINET CYCLOPÆDIA, published in Monthly Volumes, small 8vo. price 6s. each, in cloth.

Volumes published.

65. HISTORY OF IRELAND. By Thomas Moore, Esq. Vol. I.
 63. LIVES OF EMINENT LITERARY AND SCIENTIFIC MEN. Vol. I.
 62. HISTORY OF ENGLAND, continued from Sir James Mackintosh. Vol. IV.
 60, 64. HISTORY OF THE GERMANIC EMPIRE. By S. A. Dunham, Esq. Author of the "History of Spain and Portugal." Vol. I. and II.
 59. PRELIMINARY DISCOURSE ON THE STUDY OF NATURAL HISTORY. By WILLIAM SWAINSON, Esq.
 56, 61. HISTORY OF THE FALL OF THE ROMAN EMPIRE, 2 Vols. By M. de Sismondi.
 55. TREATISE ON ARITHMETIC, THEORETICAL AND PRACTICAL. By Dr. Lardner.
 54. MANUFACTURES IN METAL, Vol. III.: Tin, Lead, Copper, Gold, Silver, &c.
 51. HISTORY OF NATURAL PHILOSOPHY, 1 Vol. By Professor Powell, Oxford.
 50. HISTORY OF ROME, 2 Vols. Vol. I.
 47. TREATISE ON THE ARTS, MANUFACTURES, MANNERS, AND INSTITUTIONS OF THE GREEKS AND ROMANS, 2 Vols. Vol. I.
 46. LIVES OF THE MOST EMINENT FOREIGN STATESMEN. By E. E. Crowe. Vol. I.
 45, 49, 53, 58. HISTORY OF EUROPE DURING THE MIDDLE AGES, 4 Vols.
 44. CHRONOLOGY OF HISTORY, 1 Vol. By Sir Harris Nicolas.
 43. TREATISE ON ASTRONOMY, 1 Vol. By Sir John Herschel.
 41, 52. HISTORY OF THE CHURCH, 2 Vols. By the Rev. Henry Stebbing, M.A.
 40, 48. NAVAL HISTORY OF ENGLAND. By Robert Southey, Esq. Vols. I. to III.
 39. TREATISE ON HEAT, and its Applications, 1 Vol. By Dr. Lardner.
 34. TREATISE ON CHEMISTRY, 1 Vol. By M. Donovan, Esq.
 31. HISTORY OF SWITZERLAND, 1 Vol.
 29, 30, 32, 35, 38. HISTORY OF SPAIN AND PORTUGAL, 5 Vols.
 27. HISTORY OF THE ITALIAN REPUBLICS, 1 Vol. By M. de Sismondi.
 26. HISTORY OF THE MANUFACTURES OF PORCELAIN AND GLASS, 1 Vol.
 25, 28, 36. LIVES OF BRITISH GENERALS, 3 Vols. By the Rev. G. R. Gleig.
 24, 42. MANUFACTURES IN METAL. Iron and Steel, 2 Vols.
 22. TREATISE ON THE SILK MANUFACTURE, 1 Vol.
 21. LIVES OF BRITISH STATESMEN, 3 Vols. Vol. I.
 20. HISTORY OF POLAND, 1 Vol.
 19. TREATISE ON OPTICS, 1 Vol. By Sir D. Brewster.
 17. HYDROSTATICS AND PNEUMATICS, 1 Vol. By Dr. Lardner.
 14. PRELIMINARY DISCOURSE ON NATURAL PHILOSOPHY. By Sir J. Herschel.
 3, 33. THE WESTERN WORLD, 4 Vols. Vols. I. and II.—UNITED STATES, 2 Vols.
 12, 15, 23. HISTORY OF FRANCE, 3 Vols. By E. E. Crowe.
 2, 11, 16. HISTORY OF MARITIME AND INLAND DISCOVERY, 3 Vols.
 10. HISTORY OF THE NETHERLANDS, 1 Vol. By T. C. Grattan, Esq.
 9. OUTLINES OF HISTORY, 1 Vol.
 8, 18, 37, 62. SIR JAMES MACKINTOSH'S HISTORY OF ENGLAND. Vols. I. to IV.
 7. CITIES AND TOWNS OF THE WORLD, 2 Vols. With Woodcuts. Vol. I.
 6. LIVES OF EMINENT BRITISH LAWYERS, 1 Vol. By H. Roscoe, Esq.
 5. MECHANICS, 1 Vol. By Capt. H. Kater and Dr. Lardner.
 1, 4. HISTORY OF SCOTLAND, 2 Vols. By Sir Walter Scott, Bart.
 3. DOMESTIC ECONOMY. By M. Donovan, Esq. Vol. I.

In immediate preparation.

HISTORY OF IRELAND, 3 Vols. By T. Moore, Esq.
 THE COTTON MANUFACTURE. By Dr. Ure.

SHORT WHIST; its Rise, Progress, and Laws: together with Maxims for Beginners, and Observations to make any one a Whist Player. By MAJOR A*****. Fcap. 8vo. with a Frontispiece, 3s. in fancy cloth.

THE MORAL of FLOWERS. With 24 beautifully-coloured Plates. 1 Vol. royal 8vo. 2d Edition, with additions, 30s. half-bound.

* * * This Edition contains some Additional Poems.

"Full of exquisite poetry."—*Blackwood's Magazine.*

THE DOCTOR, &c. 2 vols. post 8vo. 21s. in cloth.

"That singular production, called 'The Doctor, &c.'—a book which, with all its wanton absurdities, is rich, beyond almost any other of the time, in the best knowledge, and the most beautiful literature."—*Quarterly Review*, No. 101, page 315.

* * * A Third Volume is in the press.

BIOGRAPHICAL MEMOIRS of BARON CUVIER. By MRS. R. LEE, formerly Mrs. T. Ed. Bowdich. 8vo. with Portrait, 12s. bds.

"No English reader should omit the perusal of one of the most elegant, judicious, and affecting pieces of biography that ever proceeded from a female pen."—*Foreign Quarterly Review.*

A TREATISE on PRIMARY GEOLOGY; being an Examination, both Practical and Theoretical, of the Older Formations. By HENRY S. BOASE, M.D. Secretary of the Royal Geological Society of Cornwall, &c. 8vo. woodcuts, 12s.

A CENTURY of CHRISTIAN PRAYERS on FAITH, HOPE, and CHARITY; with a Morning and Evening Devotion. By the Rev. JAMES FORD, B.D. Vicar of Navestock, Essex. 3d Edit. 18mo. 4s. cloth.

TROUT and SALMON FISHING in WALES. By GEORGE AGAR HANSARD. With some Welsh and English Phrases. In fcp. 8vo. with a vignette, 6s. 6d. in cloth.

DACRE: a Novel. Edited by the COUNTESS OF MORLEY. In 8 vols. post 8vo. 31s. 6d.

"From our extracts, the reader will form some idea of the liveliness, sound sense, intelligence, tenderness, and sensibility both to natural and moral beauty, which pervade it."—*Edinb. Rev.* "It is a production of great beauty and interest."—*Lit. Gaz.*

TREATISE on ROADS; in which the Right Principles of Road-making are explained and illustrated by the Plans, Specifications, &c. used by T. Telford, Esq. on the Holyhead Road. By the Right Hon. Sir HENRY PARNELL, Bart. 8vo. plates, 21s. in cloth.

LECTURES on the HISTORY and PRINCIPLES of PAINTING. By THOMAS PHILLIPS, Esq. R.A. F.R.S. and F.S.A. late Professor of Painting in the Royal Academy. 8vo. 13s. in cloth.

"There is not a passage in them with which a liberally-educated gentleman should not be acquainted." *Lit. Gazette.*

MEMOIR of the COURT and CHARACTER of CHARLES the FIRST. By LUCY AIKIN. 2 vols. 8vo. with Portrait, 2d edit. 28s. bds.

"Miss Aikin's present work, and her previous Memoirs of the Courts of Elizabeth and of James I., are very acceptable additions to our literature."—*Edinburgh Review.*

JOHN HOPKINS'S NOTIONS on POLITICAL ECONOMY.

By the Author of "CONVERSATIONS ON CHEMISTRY," "POLITICAL ECONOMY," &c. 12mo. 4s. 6d. cloth; smaller edition, 1s. 6d.

"Admirably adapted, by plain straightforward sense, for the improvement of the labouring classes." *Edinburgh Review.*

BOOK of NATURE: a Popular Illustration of the general Laws and Phenomena of Creation, in its Unorganized and Organized, its Corporeal and Mental Departments. By J. MASON GOOD, M.D. &c. 3d Edit. 3 vols. fcp. 8vo. 24s. cloth.

"The best philosophical digest of the kind which we have seen."—*Mon. Rev.*

SELECTIONS from the EDINBURGH REVIEW; comprising the best Articles in that Journal, from its commencement to the present time: consisting of Characters of Eminent Poets, Painters, Divines, Philosophers, Statesmen, Orators, Historians, Novelists, and Critics; Dissertations on Poetry and the Drama; Miscellaneous Literature; Education; Political History; Metaphysics; Foreign and Domestic Politics; Political Economy; Law and Jurisprudence; Parliamentary Reform; Church Reform; the Liberty of the Press, the State of Ireland; and West India Slavery. With a Preliminary Dissertation, and Explanatory Notes. Edited by MAURICE CROSS, Esq. Secretary of the Belfast Historic Society. 4 large vols. 8vo. 31. 3s. bds.

LECTURES on POETRY and GENERAL LITERATURE, delivered at the Royal Institution, in 1830 and 1831. By JAMES MONTGOMERY, Author of "The World before the Flood," &c. &c. Post 8vo. 10s. 6d. bds.

"A fine specimen of pure English composition; the style is simple—just what prose ought to be; and yet every sentence breathes of poetry."—*New Monthly Mag.*

STEEL'S SHIP-MASTER'S ASSISTANT, and OWNER'S MANUAL: containing General and Legal Information necessary for Owners and Masters of Ships, Ship-Brokers, Pilots, and other persons connected with the Merchant Service. 21st Edition, newly arranged, and corrected to 1833-4 (containing the New Customs Laws, &c.), by J. SPIREMAN, Custom-House Agent. With Tables of Weights, Measures, Monies, &c. by Dr. KELLY. 1 large and closely-printed vol. 21s. bds.; 22s. 6d. bd.

GENERAL INDEX to the EDINBURGH REVIEW, from Vols. XX1. to L. inclusive (forming Nos. 113 and 114 of the work). 12s.

GENERAL INDEX to Vols. I. to XX. Inclusive. 15s. bds.

LEGENDS of the LIBRARY at LILIES. By LORD and LADY NUGENT. 2 vols. post 8vo. 21s. bds.

"Two delightful volumes."—*Literary Gazette*.—"The 'Legends' will be eagerly read, and valued for their intrinsic power of imparting pleasure."—*Tail's Magazine*.

DEONTOLOGY; or, the SCIENCE of MORALITY; in which the Harmony and Coincidence of Duty and Self-interest, Virtue and Felicity, Prudence and Benevolence, are explained and exemplified. From the MSS. of JEREMY BENTHAM. Arranged and Edited by JOHN BOWRING. 2 Vols. 8vo. 15s.

SIR EDWARD SEAWARD'S NARRATIVE of his SHIP-WRECK, and Consequent Discovery of certain Islands in the Caribbean Sea. With a Detail of many Extraordinary Events in his Life, from 1733 to 1749, as written in his own Diary. Edited by Miss JANE PORTER. Second Edition. 3 vols. small 8vo. 21s. cloth.

"The most curious and instructive work that has appeared since the first dawn of discovery, and in the history of navigation."—*Spectator*.

PRINCIPLES of POLITICAL ECONOMY, deduced from the Natural Laws of Social Welfare, and applied to the Present State of Britain. By G. POULETT SCROPE, M.P. F.R.S. &c. Small 8vo. 7s. in cloth.

"Full of excellent matter and sagacious reasoning."—*Literary Gazette*.

HINTS on PICTURESQUE DOMESTIC ARCHITECTURE; in a Series of Designs for Gate Lodges, Gamekeepers' Cottages, and other Rural Residences. By T. F. HUNT, Architect. 4to. New Edit. with Additions, and a new set of Plates, 21s. bds.; India Proofs, 31s. 6d.

By the same Author,

DESIGNS for LODGES, GARDENERS' HOUSES, and other BUILDINGS, in the Modern or Italian Style; in a Series of 12 Plates, with Letterpress. Royal 4to. 21s. bds.; India Proofs, 31s. 6d.

DESIGNS for PARSONAGE-HOUSES, ALMS-HOUSES, &c. &c.; in a Series of 21 Plates, with Letterpress. Royal 4to. 21s. bds.; India Proofs, 31s. 6d.

EXEMPLARS of TUDOR ARCHITECTURE, adapted to Modern Habitations: with illustrative Details, selected from Ancient Edifices; and Observations on the Furniture of the Tudor Period. Royal 4to. with 37 Plates, 21. 2s.; India Proofs, 31. 3s.

PLAIN INSTRUCTIONS to EXECUTORS and ADMINISTRATORS, shewing the Duties and Responsibilities incident to the due Performance of their Trusts; with Directions respecting the Probate of Wills, and taking out Letters of Administration, &c.; with a Supplement, containing an elaborate Fictitious Will, comprising every description of Legacy provided for by the Legacy Acts, with the Forms properly filled up for every Bequest. By JOHN H. BRADY, late of the Legacy Duty Office, Somerset House. 8vo. 4th Edit. enlarged. 8s. bds.

WARLEIGH ; or, the Fatal Oak : a Legend of Devon. By

MRS. BRAY. 3 Vols. 11. 11s. 6d.

"Mrs. Bray has with great skill woven into the annals of Cromwell's iron time a fearful and appropriate legend."—*Metropolitan Magazine*.

OUTLINE of the SMALLER BRITISH BIRDS ; for the Use of Ladies and Young Persons. By R. A. SLANEY, Esq. M.P. Fcap. 8vo. with Cuts, 4s. 6d. cloth.

"A delightful little book, which in its spirit and manner emulates that of the beloved White." *Magazine of Natural History*.

PHILOSOPHICAL CONVERSATIONS ; in which are familiarly explained the Effects and Causes of many Daily Occurrences in Natural Phenomena. By FREDERICK C. BAKEWELL. 12mo. 5s. 6d. bds.

"Amplly explanatory of the scientific principles upon which the Phenomena are founded."—*Monthly Review*.

MEMOIRS and CORRESPONDENCE of the late SIR JAMES

EDWARD SMITH, M.D. F.R.S. President of the Linnæan Society, &c. &c. Edited by LADY SMITH. 2 large Vols. 8vo. with Portrait and Plates, 31s. 6d. bds.

"This work is among the books which, from their moral beauty, are to be regarded as the most precious treasures of literature."—*Tait's Magazine*.

GREEK TESTAMENT, with English Notes, Critical, Philological, and Exegetical. By the Rev. S. T. BLOOMFIELD, D.D. F.S.A. of Sidney College, Cambridge ; Vicar of Bisbrooke, Rutland ; Author of "Recensio Synoptica Annotationis Sacre ;" &c. 2 large and closely-printed vols. 8vo. 36s. bds. Adapted to the use of Academic Students, Candidates for Holy Orders, and Theological Readers generally.

By the same Author,

HISTORY of THUCYDIDES ; newly translated into English, and illustrated with very copious Annotations, &c. 3 vols. 8vo. with Maps, 21. 5s. bds.

"A version as literal and as perspicuous as erudition and industry combined can render it."—*Eclectic Rev.*

MEMOIR on SUSPENSION BRIDGES, comprising their History ; with Descriptions. Also, Experiments on Iron Bars, Wires, and Rules for facilitating Computations, &c. By CHARLES STEWART DREWRY, Civil Engineer. 8vo. with numerous plates and woodcuts, 12s. bds.

"A complete manual on Suspension Bridges, worthy the subject, and worthy the high character for practical knowledge which our engineers enjoy."—*Monthly Review*.

INTRODUCTION to BOTANY. By JOHN LINDLEY, LL.D.

F.R.S. L.S. and G.S. Professor of Botany in the University of London ; &c. 8vo. with numerous Plates and Wood Cuts, 18s. cloth.

By the same Author,

INTRODUCTION to the NATURAL SYSTEM of BOTANY ; or a Systematic View of the Organization, Natural Affinities, and Geographical Distribution of the Vegetable Kingdom ; with the Uses of the most important Species. 8vo. 12s. cloth.

SYNOPSIS of the BRITISH FLORA, arranged according to the Natural Orders ; containing Vasculares, or Flowering Plants. 12mo. 10s. 6d. bds.

OUTLINE of the FIRST PRINCIPLES of BOTANY. Plates. 18mo. 3s.

OUTLINE of the FIRST PRINCIPLES of HORTICULTURE. 18mo. 2s.

GUIDE to the ORCHARD and KITCHEN-GARDEN ; or,

an Account of the most valuable Fruit and Vegetables cultivated in Great Britain. with Calendars of the Work required in the Orchard and Kitchen-Garden during every Month in the Year. By GEORGE LINDLEY, C.M.H.S. Edited by JOHN LINDLEY, LL.D. &c. Assistant Secretary to the Horticultural Society of London. 1 large volume, 8vo. 16s. bds.

GEOLOGY of SUSSEX, and of the adjacent parts of Hampshire, Surrey, and Kent. By GIDEON MANTELL, Esq. F.R.S. F.G.S. &c. &c. 8vo. with 75 Plates, Maps, and Cuts, 21s. cloth.

"A work of great interest to all geologists; and its eloquence, together with the wonders it tells of, render it likely to be a favourite with all."—*Athenæum*.

ARRANGEMENT of BRITISH PLANTS, according to the latest Improvements of the Linnæan System; with an Easy Introduction to the Study of Botany. By WILLIAM WITHERING, M.D. &c. 7th Edition, with Additions, by WILLIAM WITHERING, Esq. LL.D. &c. 4 Vols. 8vo. 2l. 16s. bds.

ENCYCLOPÆDIA of PLANTS; comprising the Description, Specific Character, Culture, History, Application in the Arts, and every other desirable particular, respecting all the Plants indigenous, cultivated in, or introduced to Britain: combining the advantages of a Linnæan and Jussieuan Species Plantarum, an *Historia Plantarum*, a Grammar of Botany, and a Dictionary of Botany and Vegetable Culture. Edited by J. C. LONDON, F.L.S. &c. 1 large Vol. 8vo. with nearly 10,000 Engravings on Wood, 4l. 14s. 6d. bds.

By the same Author,

ENCYCLOPÆDIA of AGRICULTURE; comprising the Theory and Practice of the Valuation, Improvement, and Management of Landed Property; the Cultivation and Economy of the Animal and Vegetable Productions of Agriculture; a general History of Agriculture in all Countries; &c. New Edition, with considerable Improvements, and a Supplement, in 1 large vol. 8vo. with upwards of 1100 Engravings on Wood. 2l. 10s. bds.

* * * The SUPPLEMENT separately, 6s.

ENCYCLOPÆDIA of GARDENING. 8vo. New Edition, with nearly 1000 Engravings on Wood, 2l. 10s. bds.; or in 20 Parts, 2s. 6d. each.

ENCYCLOPÆDIA of COTTAGE, FARM, and VILLA ARCHITECTURE; illustrated by upwards of 2000 Engravings on Wood and nearly 100 Lithographic Plates, embracing Designs of Cottages, Farm-Houses, Farmeries, Villas, Country Inns, Public Houses, Parochial Schools, &c. with their interior Finishing and Furniture; accompanied by Critical Remarks, &c. Complete in 12 Parts, 5s. each; or in 1 handsome volume, £3 bds.

HORTUS BRITANNICUS: a Catalogue of all the Plants Indigenous, Cultivated in, or Introduced to Britain.—PART I. The Linnæan Arrangement, in which nearly 30,000 Species are enumerated, &c. &c.: preceded by an Introduction to the Linnæan System.—PART II. The Jussieuan Arrangement of nearly 4000 Genera; with an Introduction to the Natural System, and a Description of each Order. 8vo., with the First additional Supplement, 23s. 6d. cloth; the Supplement separately, 2s. 6d.

MAGAZINE of NATURAL HISTORY, and JOURNAL of ZOOLOGY, BOTANY, MINERALOGY, GEOLOGY, and METEOROLOGY. 8vo. with Wood Engravings. Nos. 1 to 41, 3s. 6d. each; 42 to 48, at 2s. Continued Monthly. Vols. I. to VII. may be had in boards, price 7l. 11s.

GARDENER'S MAGAZINE, and Register of Rural and Domestic Improvement. 8vo. with Wood Engravings. Nos. 1 to 61. Vols. I. to X. may be had in boards, price 7l. 11s.

Continued Monthly, at 1s. 6d. per Number.

ARCHITECTURAL MAGAZINE; or, Popular Journal of Improvements in ARCHITECTURE, BUILDING, and FURNISHING, and the various Arts and Trades more immediately connected therewith. With numerous illustrative woodcuts. Nos. 1 to 9, 1s. 6d.; 10 to 13, 2s. each. Continued Monthly, at 2s.

Vol. I. may now be had in boards, price 16s.

ARBORIETUM BRITANNICUM; or the Hardy Trees of Great Britain, Native and Foreign, pictorially and botanically delineated, and scientifically and popularly described. Nos. 1 to 4, price 2s. 6d. each. To be completed in 24 Monthly Numbers, at 2s. 6d. each, with upwards of 300 8vo. Plates (exclusive of Woodcuts, and above 600 pages of Letter-press, forming two volumes 8vo.

This Work may be also had with the Plates on Drawing-Paper (suitable for being coloured), at 3s. 6d.; or with the Botanical Specimens, partially coloured from nature, at 5s. 6d.; or with the Plates, fully coloured, at 7s. a Number.

NEW GENERAL ATLAS of FIFTY-THREE MAPS, with the Divisions and Boundaries carefully COLOURED; constructed entirely from New Drawings, and engraved by SIDNEY HALL. Corrected to 1834. (Complete in Seventeen Parts, any of which may be had separately, price 10s. 6d. each.)

Folded in half, and bound in canvas	£8 18 6
Ditto, half-bound in Russia	9 9 0
In the full extended size of the Maps, half-bound in Russia	10 0 0
Ditto, with Proofs on India paper, half-bound in Russia.....	14 5 0

For favourable opinions of this Atlas, see the Literary Gazette, Gentleman's Magazine, the Sphynx (conducted by J. S. Buckingham, Esq.), New Monthly Magazine, Globe, &c.

ALPHABETICAL INDEX of all the NAMES contained in the above ATLAS, with References to the Number of the Maps, and to the Latitude and Longitude in which the Places are to be found. Royal 8vo. 21s. cloth.

SUNDAY LIBRARY : a Selection of SERMONS from Eminent Divines of the Church of England, chiefly within the last Half Century. With Notes, &c. by the Rev. T. F. DIBDIN, D.D. Complete in 6 vols. small 8vo. with Six Portraits of Distinguished Prelates. 30s. cloth.

"A little library for a churchman; and a treasure for the pious among the laity."—*Literary Gazette*.

ORIGINAL PICTURE of LONDON, corrected to the present time; with a Description of its Environs. Re-edited, and mostly written, by J. BARRON, F.S.A. &c. 18mo. 27th Edition, with upwards of 100 Views of Public Buildings, Plan of the Streets, and 2 Maps, 9s. neatly bound; with the Maps only, 6s.

POETICAL WORKS of L. E. L. With uniform Titles and Vignettes. 4 Vols. foolscap 8vo. 2l. 2s. bds.

The above may also be had in separate Portions, viz.—

THE VENETIAN BRACELET; and other POEMS. 10s. 6d. bds.

THE GOLDEN VIOLET; and other POEMS. 10s. 6d. bds.

THE TROUBADOUR. 4th Edition. 10s. 6d. bds.

THE IMPROVISATRICE. 6th Edition. 10s. 6d. bds.

MEMOIR of the LIFE, WRITINGS, and CORRESPONDENCE of JAMES CURRIE, M.D. F.R.S. of Liverpool, Fellow of the Royal College of Physicians of Edinburgh, &c. Edited by his Son, W. W. CURRIE. 2 Vols. 8vo. with a Portrait. 28s. bds.

"There is so much sterling value in" these volumes, "and they address so extensive a class of intelligent men, that we cannot doubt of their ample success."—*Lit. Gazette*.

TRADITIONS of LANCASHIRE. By J. ROBY, Esq. M.R.S.L. with highly-finished Plates by Finden, and numerous Woodcuts by Williams, &c.

FIRST SERIES.—2 vols. demy 8vo. 2l. 2s. in cloth; royal 8vo. with India Proofs, 4l. 4s.; and with India Proofs and Etchings, 4l. 14s. 6d.

SECOND SERIES.—2 vols. demy 8vo. 2l. 2s. in cloth; royal 8vo. with India Proofs, 3l. 3s.; and with India Proofs and Etchings, 4l. 4s.

"A work which must be seen to be estimated as it ought."—*Literary Gazette*.

GEOLOGICAL SKETCHES of the VICINITY of HASTINGS. By W. H. FITTON, M.D. V.P.G.S. F.R.S. 12mo. with Cuts, &c. 4s. cloth.

LAYS for the DEAD. By AMELIA OPIE. Fcap. 8vo. with Frontispiece, 5s. bds.

"A beautiful little work."—*New Monthly Mag.*

ENGLISH FLORA. By SIR JAMES E. SMITH, M.D. F.R.S.
 President of the Linnæan Society, &c. 4 Vols. 8vo. New edition, 2l. 8s. bds.
 Part I. of Vol. V. (CRYPTOGAMIA, by Dr. HOOKER,) 12s.; Part II. *in progress.*

Also by Sir J. E. SMITH,

COMPENDIUM of the ENGLISH FLORA. 12mo. 7s. 6d. cloth.

COMPENDIUM FLORÆ BRITANNICÆ. 12mo. 5th Edit. 7s. 6d. bds.

INTRODUCTION to the STUDY of PHYSIOLOGICAL and SYSTEMA-
 TICAL BOTANY. 8vo. New Edition, with Illustrations of the Natural Orders (com-
 bining the object of Sir J. Smith's "Grammar" with that of his "Introduction,") by
 W. J. HOOKER, LL.D. &c. 36 Plates, 16s. cloth.

**DR. ARNOTT'S ELEMENTS of PHYSICS, or NATURAL
 PHILOSOPHY;** written for universal use, in plain or non-technical language. 8vo. 5th
 Edition, enlarged.

Vol. I. (price 21s.) has Treatises on Mechanics, Hydrostatics (with an account of the
 FLOATING BED, lately contrived by Dr. Arnott for the relief of the bed-ridden,) Pneuma-
 tics, Acoustics, Animal Mechanics, &c.; Vol. II. Part I. (price 10s. 6d.) on Heat, Optics,
 &c.; and Vol. II. Part 2 (to complete the work) on Electricity, Magnetism, and Astronomy.

"A useful and excellent work."—*Sir J. Herschel.*

BIBLIOTHECA CLASSICA; or a CLASSICAL DICTIONARY,
 on a plan entirely new, containing a minute and accurate account of the Proper Names
 which occur in Greek and Latin Authors, relating to HISTORY, BIOGRAPHY, MYTHOLOGY,
 GEOGRAPHY, and ANTIQUITIES. By JOHN DYMCKE, LL.D. and THOMAS DYMCKE, M.A.
 1 large vol. 8vo. 16s. cloth.—*The quantities of the proper names are marked throughout the
 work, the inflexions and genders are pointed out, and the adjectives and other derivatives
 subjoined—advantages which no other classical dictionary possesses.*

NEW SYSTEM of GEOLOGY, in which the great Revolutions
 of the Earth and Animated Nature are reconciled at once to Modern Science and to
 Sacred History. By ANDREW URE, M.D. F.R.S. Member of the Geol. and Astron. Soci-
 eties of London, &c. In 1 Vol. 8vo. with 7 Plates and 51 Woodcuts. Price 1l. 1s. bds.

.... "We regard this New System of Geology as one of the most valuable accessions lately made to
 the Scientific Literature of our country."—*Brande's Journal of Science.*

LIFE of FREDERIC the SECOND, KING of PRUSSIA.
 By LORD DOVER. 2 vols. 8vo. with Portrait, Second Edition, 28s. bds.

"A most delightful and comprehensive work.—Judicious in selection, intelligent in arrangement, and
 graceful in style."—*Lit. Gazette.*

SERMONS. By RALPH WARDLAW, D.D. Glasgow. In 8vo.
 12s. bds.

By the same Author,

DISCOURSES on the Principal Parts of the SOCINIAN CONTROVERSY.
 8vo. 15s. bds. 4th Edit. much enlarged.

MEDICAL GUIDE; for the Use of the Clergy, Heads of
 Families and Seminaries, and Junior Practitioners in Medicine: embracing the Discoveries
 of the most eminent Continental, American, and British Practitioners, which are entitled to
 the attention of the public, or of the medical profession of this country. By RICHARD
 REECE, M.D. &c. 8vo. 16th Edition, with considerable additions, 12s. Bds.

ANNUAL BIOGRAPHY and OBITUARY, for 1835; forming
 Vol. XIX. 8vo. 15s.

The principal Memoirs in this Volume are those of—The Rev. Dr. Drury, Sir Richard
 Goodwin Kents, William Sotheby, Esq., Sir William Franklin, Lord Grenville, the Rev.
 Daniel Lysons, Bishop Jebb, Mr. Richard Lauder, Professor Scot, Samuel Taylor Coleridge,
 Esq., Thomas Telford, Esq., Lord Teignmouth, Thomas Stothard, Esq., Sir John Doyle,
 Bishop Gray, Sir John Leach, Francis Douce, Esq., Earl Spencer, H. R. H. the Duke of
 Gloucester, &c. &c.—* A few complete sets of the work can be had.

THE VILLAGE CHURCH-YARD ; and OTHER POEMS. By

LADY EMMELINE STUART WORTLEY. 8vo. 8s. 6d.

By the same Authoress,

LONDON at NIGHT ; and OTHER POEMS. Post 8vo. 5s. bds.

TREATISE on the STEAM ENGINE ; Historical, Practical, and Descriptive. By JOHN FAREY, Engineer. In 4to. illustrated by numerous Woodcuts, and 25 Copperplates, engraved by Wilson Lowry, from Drawings by Messrs. Farey. 5l. 5s. bds.—Vol. II. is in the Press.

EDINBURGH GAZETTEER ; containing a Description of the various Countries, States, Cities, Towns, Mountains, Seas, Rivers, Harbours, &c. of the World. Abridged from the larger work. 2d Edit. in 1 large Vol. 8vo. with an Abstract of the Population Return of 1831, and Maps, 18s. bds.

As an Accompaniment to the above Work,

NEW GENERAL ATLAS, constructed by A. ARROWSMITH, Hydrographer to the King; comprehended in Fifty-four Maps, including Two New Maps, with recent Discoveries. Royal quarto, half-bound, 1l. 16s. plain; coloured, 2l. 12s. 6d.

GUIDE to GEOLOGY. By JOHN PHILLIPS, F.R.S. G.S. Professor of Geology in King's College, London, &c. 12mo. 5s. bds.

INTRODUCTION to ENTOMOLOGY ; or, Elements of the Natural History of Insects. By WM. KIRBY, M.A. F.R.S. and L.S. and WM. SPENCE, Esq. F.L.S. 4 thick Vols. 8vo. with Plates, and Portraits of the Authors, price 4l.—A SCIENTIFIC INDEX may be had, price 2s.

YARROW REVISITED ; and OTHER POEMS. By WILLIAM WORDSWORTH, Esq. 1 Vol. fcap. 8vo.

A COLLECTED EDITION of Mr. WORDSWORTH'S FORMER POEMS. 4 vols. fcap. 8vo. 24s. bds.—The EXCURSION separately, 7s. bds.

By the same Author,

DESCRIPTION of the SCENERY of the LAKES in the North of England. With a Map. 5s. 6d.

PRINCIPLES of CHRISTIAN PHILOSOPHY ; containing the Doctrines, Duties, Admonitions, and Consolations of the Christian Religion. By JOHN BURNS, M.D. Regius Professor of Surgery in the University of Glasgow, &c. 12mo. 4th Edit. 7s. bds.

HISTORY of ENGLAND, from the earliest Period to the Death of Elizabeth. By SHARON TURNER, F.A.S. R.A.S.L. 12 Vols. 8vo. 8l. 3s. bds.

The same work may also be had in the following separate portions:—

REIGNS of EDWARD VI. MARY, and ELIZABETH ; being the Second Part of the Modern History England. 2 Vols. 8vo. 2d Edit. 32s. bds.

HISTORY of the ANGLO-SAXONS ; comprising the History of England from the earliest Period to the Norman Conquest. 3 Vols. 8vo. 5th Edit. 2l. 5s. bds.

HISTORY of ENGLAND, during the MIDDLE AGES ; comprising the Reigns from William the Conqueror to the Accession of Henry VIII., and also the HISTORY of the LITERATURE, POETRY, RELIGION, the PROGRESS to the REFORMATION, and of the LANGUAGE of ENGLAND during that Period. 5 Vols. 8vo. 3d Edition, 3l. bds.

HISTORY of the REIGN of HENRY VIII. ; comprising the Political History of the Commencement of the English Reformation : being the First Part of the Modern History of England. 2 Vols. 8vo. 3d Edit. 26s. bds.

MILITARY MEMOIRS of FIELD-MARSHAL the DUKE of WELLINGTON. By Major MOYLE SHERER. 2 vols. fcap. 8vo. 10s. cloth.

"Major Sherer has ably completed his difficult task of compressing the history of the Duke of Wellington and of the wars of our times into this excellent epitome. We rejoice to see the work accomplished so creditably to the writer."—*United Service Journal*.

Uniform with the above,

LIFE AND REIGN OF GEORGE IV. By W. WALLACE, Esq. Barrister-at-Law. 3 Vols. 15s.

ANNUAL RETROSPECT OF PUBLIC AFFAIRS FOR 1831. 2 vols. 10s.

HISTORICAL MEMOIRS OF THE HOUSE OF BOURBON. 2 vols. 10s.

BRITISH FLORA; comprising the PHENOGAMOUS or FLOWERING PLANTS, and the FERNS. By WILLIAM JACKSON HOOKER, LL.D. Regius Professor of Botany in the University of Glasgow, &c. &c. 2d Edit. 12s. cloth.

By the same Author,

THE MOSSES, and the rest of the CRYPTOGAMIA: forming Vol. V. of Smith's "English Flora," or Vol. II. of the Author's "British Flora." Part I. (MUSCI, HEPATICÆ, LICHENS, CHARACEÆ, and ALGÆ), 12s. bds.; the concluding Part (FUNGI) is in progress.

MUSCOLOGIA BRITANNICA; containing the Mosses of Great Britain and Ireland, systematically arranged and described; with Plates. By W. J. HOOKER, LL.D. F.L.S. &c. and T. TAYLOR, M.D. F.L.S. &c. 8vo. 2d Edit. enlarged. 31s. 6d. plain; 31.3s. col'd.

PRACTICAL TREATISE on RAIL-ROADS, and INTERIOR COMMUNICATION IN GENERAL: containing an Account of the Performances of the Locomotive Engines at and subsequent to the Liverpool Contest; upwards of 260 Experiments; with Tables of the Value of Canals and Rail-roads; &c. &c. By N. WOOD, Civil Engineer, &c. 8vo. New Edition, numerous Plates, 18s. bds.

LALLA ROOKH. An Oriental Romance. By T. MOORE, Esq. New Edition, with 4 Engravings, from Paintings by R. Westall, R.A. Fcp. 8vo. 14s. bds. Another Edition of this Work, in 8vo. 14s.; Illustrations of the same, by Westall, 12s.

By the same Author,

LIFE and DEATH of LORD EDWARD FITZGERALD. 2 vols. small 8vo. with a Portrait, Third Edition, 21s. bds.

THE LOVES of the ANGELS. 8vo. 5th Edition, 9s. bds.; WESTALL'S ILLUSTRATIONS of the same, 5s.

THE EPICUREAN. A Tale. Fcp. 8vo. 5th Edit. 9s. bds.

MEMOIRS of the COURT of QUEEN ELIZABETH. By LUCY AIKIN. 6th Edition. 2 Vols. 8vo. 11. 5s. bds.

Also may be had,

MEMOIRS of the COURT of KING JAMES I. By LUCY AIKIN. 2 Vols. 8vo. 3d Edit. 24s. bds.

ANNALS of the REIGN of GEORGE III. By JOHN AIKIN, M.D. 2 Vols. 8vo. 3d Edition, 25s. bds.

LETTERS to a YOUNG NATURALIST on the STUDY of NATURE and NATURAL THEOLOGY. By JAMES L. DRUMMOND, M.D. Professor of Anatomy and Physiology, Belfast. 12mo. with Cuts, 2d Edition, 7s. 6d. bds.

"Happily calculated to generate in a young mind, to sustain in the matured, and to renovate in the old, an ardent love of nature under all her forms."—*Monthly Review*.

By the same Author,

FIRST STEPS to BOTANY, intended as popular Illustrations of the Science, leading to its Study as a Branch of Education. 12mo. numerous Woodcuts. 3d Edit. 9s.

"This answers more completely to the proper notion of an Introduction to Botany than any work we have seen."—*Eclectic Review*.

ELEMENTS of PLANE GEOMETRY. By THOMAS KEITH.

8vo. 3d Edit. 10s.6d. bds.

By the same Author,

INTRODUCTION to the Theory and Practice of PLANE and SPHERICAL TRIGONOMETRY. 8vo. 6th Edition, improved, 14s. bds.

NEW TREATISE on the USE of the GLOBES. Designed for the Instruction of Youth. 12mo. with Plates, New Edit. 6s.6d. bd.

KEY to the same. By W. H. PRIOR. 12mo. 2s. 6d. roan.

SYSTEM of GEOGRAPHY, for the Use of Schools. 12mo. illustrated by Maps and Plates, 6s. bd.

ILLUSTRATED INTRODUCTION to LAMARCK'S CONCHOLOGY, contained in his "Histoire Naturelle des Animaux sans Vertèbres;" being a Literal Translation of the Descriptions of the recent and Fossil Genera, accompanied by Twenty-two highly-finished Lithographic Plates, in which are given Instructive Views of the various Genera and their Divisions, drawn from Nature, from characteristic and generally well-known Species. By EDMUND A. CROUCH, F.L.S. Royal 4to. 11. 11s. 6d. plain, or 3l. 3s. coloured.

Also,

EPITOME of LAMARCK'S ARRANGEMENT of TESTACEA: with illustrative Observations and comparative Tables of the Systems of Linnæus and Lamarck. By C. DUBOIS, F.L.S. and F.H.S. 8vo. 14s. bds.

RODERICK, the LAST of the GOTHs: a Poem. By ROBERT SOUTHEY, LL.D. &c. &c. 2 Vols. fcap. 8vo. 16s. bds.

By the same Author,

THALABA, 2 Vols. 16s.; **Madoc,** 2 Vols. 16s.; **Curse of Kehama,** 2 Vols. 14s.; **Minor Poems,** 3 Vols. 18s.; **Pilgrimage to Waterloo,** 10s. 6d.; **Tale of Paraguay,** 10s. 6d.; **Carmen Triumphale;** and **Carmen Aulica, for 1814,** 5s.

ELEMENTS of MUSICAL COMPOSITION; comprehending the Rules of Thorough Bass, and the Theory of Tuning. By WILLIAM CROTCH, Mus. Doc. Professor of Music in the University of Oxford. 2d edit. small 4to. with Plates, 12s. in cloth.

By the same Author,

SUBSTANCE of several COURSES of LECTURES on MUSIC. 7s. 6d.

FAMILY SHAKSPEARE; in which nothing is added to the Original Text; but those Words and Expressions are omitted which cannot with propriety be read aloud in a Family. By THOMAS BOWDLER, Esq. F.R.S. &c. New Edition. In 1 large vol. 8vo. with Illustrations by Smirke, Howard, &c. engraved on wood by Thomson. 30s. in cloth; or 31s. 6d. with gilt edges.

The same work, in 8 vols. 8vo. 4l. 14s. 6d. bds.

"We are of opinion, that it requires nothing more than a notice to bring this very meritorious publication into general circulation."—*Edin. Rev.*

By the same Editor,

GIBBON'S HISTORY of the ROMAN EMPIRE: for the Use of Families and Young Persons. Reprinted from the original Text, with the careful Omission of all Passages of an irreligious or immoral Tendency. 5 Vols. 8vo. 3l. 3s. bds.

REMAINS of HENRY KIRKE WHITE, selected, with pre-fatory Remarks, by ROBERT SOUTHEY, Esq. The only complete Editions. 2 Vols. 8vo. 24s. bds.; and 1 Vol. 24mo. with engraved title and vignettes, 5s. bds.

N. B. The property of the Family having been invaded, it is necessary to state that these are the *only Editions* which contain the Life by Mr. Southey, and the whole of the contents of the Third Volume.

SKETCH of ANCIENT and MODERN GEOGRAPHY,
for the Use of Schools. By SAMUEL BUTLER, D.D. F.R.S. &c. Head Master of Shrewsbury Royal Free Grammar School. 8vo. New Edition, with important Additions, 9s. bds.

By the same Author,

ATLAS of MODERN GEOGRAPHY, consisting of 23 Coloured Maps, from a New Set of Plates, with an Index of all the Names. 8vo. 12s. half-bound.

ATLAS of ANCIENT GEOGRAPHY, consisting of 21 Coloured Maps, with a complete accentuated Index. 8vo. 12s. half-bound.

GENERAL ATLAS of ANCIENT and MODERN GEOGRAPHY, 44 Coloured Maps, and two Indexes. 4to. 24s. half-bound.

* * * The latitude and longitude are given in the Indexes to these Atlases.

OUTLINE GEOGRAPHICAL COPY-BOOKS, with the Lines of Latitude and Longitude only; adapted to Dr. Butler's Atlases. 4s. each; or 7s. 6d. together.

OUTLINE MAPS of ANCIENT GEOGRAPHY; being a Selection, by Dr. Butler, from D'Anville's Ancient Atlas. Folio, 10s. 6d.

PRAXIS on the LATIN PREPOSITIONS; being an Attempt to illustrate their Origin, Power, and Signification, in the way of Exercise. 8vo. 4th Edit. 6s. 6d. bds.

KEY to the same. 8vo. 6s. bds.

LIVES of ENGLISH FEMALE WORTHIES. By Mrs. JOHN SANDFORD. Foolscape 8vo. 6s. 6d. cloth.

"A most interesting work, with a high tone of moral and religious feeling."—*Lit. Gazette.*

By the same Author,

WOMAN, in her Social and Domestic Character. Fcap. 8vo. 3d Edit. 6s. cloth.

SLIGHT REMINISCENCES of the RHINE, SWITZERLAND,
and a CORNER of ITALY. 2 Vols. post 8vo. 21s.

LINNEAN SYSTEM of CONCHOLOGY. By J. MAWE. 8vo. with a Plate to each Genus (37); plain, 11. 1s.; coloured after Nature, 21. 12s. 6d.

By the same Author,

SHELL-COLLECTOR'S PILOT, with Coloured Frontispiece; also, the best Methods of preserving Insects, Birds, &c. 4th Edit. 5s. bds.

NEW DESCRIPTIVE CATALOGUE of MINERALS. 7th Edit. 6s. bds.

HISTORICAL MEMOIRS of the HOUSE of RUSSELL; from the time of the Norman Conquest. By J. H. WIFFEN, M.R.S.L. &c. With much curious unpublished Correspondence. 2 vols. 8vo. with Plates and Portraits, 21. 2s. in cloth; royal 8vo. (India Proofs), with the FIRST RACE of ANCESTRY, &c. 31. 13s. 6d.

Also,

THE JERUSALEM DELIVERED of T. TASSO; translated into English Spenserian Verse; with a LIFE of the Author. By J. H. WIFFEN. 2 vols. fcp. 12 woodcuts, 15s. bds.

GUIDE to all the WATERING and SEA-BATHING PLACES, including the SCOTCH WATERING-PLACES; containing full Descriptions of each Place, and of striking Objects in its Environs; forming an agreeable Companion during a Residence at any of the Places, or during a Summer Tour. With a Description of the Lakes, and a Tour through Wales. 1 portable vol. with 94 Views and Maps, 15s. bd.

DOMESTIC DUTIES; or, Instructions to Young Married Ladies, on the Management of their Households, and the Regulation of their Conduct. By Mrs. WILLIAM PARKES. 12mo. 3d Edit. 10s. 6d. bds.

"The volume before us is a perfect *vade mecum* for the young married lady, who may resort to it on all questions of household economy and etiquette."—*New Monthly Mag.*

MANUAL of the LAND and FRESH-WATER SHELLS of the BRITISH ISLANDS, with an Index of English Names. By W. TURTON, M.D. Fcap. 8vo. with 10 coloured Plates, comprising Figures of 150 Specimens, 10s. 6d. in cloth.

PICTURESQUE ANTIQUITIES of the ENGLISH CITIES; containing 60 Engravings by Le Keux, &c. and 24 Woodcuts: with Historical and Descriptive Accounts of the Subjects, and of the Characteristic Features of each City. By JOHN BRITTON, F.S.A. &c. Med. 4to. elegantly hf.-bd. 7l. 4s.; imp. 4to. with Proofs, 12l.

By the same Author,

DICTIONARY of the ARCHITECTURE and ARCHÆOLOGY of the MIDDLE AGES; including the Words used by Old and Modern Authors. Part I. with 12 Engravings by J. Le Keux; and Part II. with 10 Engravings. The Volume will contain at least 40 Engravings, and be completed in 4 Parts, Royal 8vo. 12s. each; med. 4to. 21s.; imp. 4to. 31s. 6d.

CATHEDRAL ANTIQUITIES of ENGLAND; or, an Historical, Architectural, and Graphical Illustration of the English Cathedral Churches. 12s. per Number in Med. 4to.; and 20s. Imp. 4to.: 52 Numbers are published. Each Size classes with the *Architectural Antiquities of Great Britain*. The following are complete, and may be had separately, viz.

Salisbury Cathedral, with 31 Engravings, med. 4to. 3l. 3s.; imp. 4to. 5l. 5s.; cr. fol. 8l.; sup.-roy. fol. 11l. Bds.

Norwich, with 25 Plates, med. 4to. 2l. 10s.; imp. 4to. 4l. 4s.; cr. fol. 6l. 10s.; sup.-roy. fol. 8l. 16s. Bds.

Lichfield, with 16 Engravings, med. 4to. 1l. 18s.; imperial 4to. 3l. 3s.; sup.-roy. fol. 6l. 6s. Bds.

York, with 35 Engravings, med. 4to. 3l. 15s.; imp. 4to. 6l. 6s.; cr. fol. 9l. 9s.; sup.-roy. fol. 12l. 12s. Bds.

Bristol, 14 Engravings, med. 4to. 1l. 4s.; imp. 4to. 2l. 2s.

Oxford, with 11 Engravings, med. 4to. 1l. 4s.; imp. 4to. 2l. 2s.; sup.-roy. fol. 4l. 4s. Bds.

Canterbury, 26 Engravings, med. 4to. 3l. 3s. imp. 5l. 5s.; sup.-roy. fol. 11l. Bds.

Exeter, with 22 Engravings, med. 2l. 10s.; imp. 4to. 4l. 4s.; sup.-roy. fol. 8l. 16s. Bds.

Wells, with 24 Engravings, med. 4to. 2l. 10s.; imp. 4l. 4s.; sup.-roy. fol. 8l. 16s.; or with proofs and etchings, 16l. 16s.

Peterborough, 17 Plates, med. 4to. 1l. 18s.; imp. 3l. 3s, with proofs & etchings, 6l. 6s.; sup.-roy. fol. 6l. 6s, with pr. & etch. 12l. 12s.

Gloucester, 22 Engravings and 2 Woodcuts, med. 4to. 2l. 10s.; imp. 4l. 4s.

Winchester, 30 Engravings, med. 4to. 3l. 3s.; imp. 4to. 5l. 5s.; cr. fol. 8l.; sup.-roy. fol. 11l. Bds.

Hereford, with 16 Engravings, med. 1l. 18s.; imp. 3l. 3s.; sup.-roy. fol. 6l. 6s.

Worcester Cathedral will be comprised in 3 Nos. Nos. I. and II. are published.

HISTORY and ANTIQUITIES of BATH ABBEY CHURCH; with Ten Engravings, by J. and H. LE KEUX, from Drawings by MACKENZIE, &c. Royal 8vo. 12s.; Med. 4to. 21s.; Imp. 4to. 31s. 6d.

HISTORY and ILLUSTRATION of REDCLIFFE CHURCH, Bristol. Royal 8vo. 16s; imp. 4to. 31s. 6d.

CHRONOLOGICAL and HISTORICAL ILLUSTRATIONS of the ANCIENT ARCHITECTURE of GREAT BRITAIN. 4to. 6l. 12s.; large paper, 11l.

WORKS of WILLIAM PALEY, D. D. with additional Sermons, &c. and a Life of the Author. By the Rev. EDMUND PALEY, M. A. Vicar of Easingwold. A New Edition. 6 Vols. 8vo. 2l. 14s. bds.

By the same Author,

SERMONS on SEVERAL SUBJECTS. 8th Edition. 10s. 6d. bds.

TREATISE on the **VALUATION** of **PROPERTY** for the **POOR'S RATE**; shewing the Method of rating Lands, Tithes, Woods, &c. By **J. S. BAYLTON**, Land Agent and Appraiser. 8vo. new Edition, 7s. 6d. bds.

By the same Author,

ART of **VALUING RENTS** and **TILLAGES**, and the **Tenant's Right** on entering and quitting Farms explained. For the Use of Landlords, Land-Agents, Appraisers, Farmers, and Tenants. 8vo. 4th Edit. corrected and enlarged, 7s. bds.

CONVERSATIONS on **BOTANY**, with **21 Engravings**. 12mo. 8th Edition, enlarged. 7s. 6d. plain; 12s. col'd.

SACRED HISTORY of the **WORLD**, from the **Creation** to the **Deluge**: attempted to be philosophically considered, in a Series of Letters to a Son. By **SHARON TURNER**, F.S.A. and R.A.S.L. Vol. II. 8vo. 14s. bds.

Also,

The Fifth Edition of the First Volume. 8vo. 14s.

INTRODUCTION to **GEOLOGY**; intended to convey a Practical Knowledge of the Science, and comprising the most important recent Discoveries. By **ROBERT BAKEWELL**. 8vo. 4th Edition, with considerable Additions (including 5 entirely new chapters), new Plates, and numerous Cuts, 21s. bds.

"We consider that the present is by far the best introduction extant."—*Lit. Gazette*.

LACON; or, **MANY THINGS** in **FEW WORDS**. By the Rev. **C. C. COLTON**, late Fellow of King's Coll. Cambridge. New Edit. in 1 vol. 8vo. 12s. cloth.

A POET'S PORTFOLIO; or, **Minor Poems**, in **Three Books**. By **JAMES MONTGOMERY**. Fcap. 8vo.

By the same Author,

THE PELICAN ISLAND, in 9 Cantos; and other Poems. Foolscap 8vo. 3d Edit. 8s. bds.

THE WANDERER of **SWITZERLAND**. Fcap. 8vo. 10th Edit. 6s. bds.

THE WORLD before the **FLOOD**. Fcap. 8vo. 8th Edit. 9s. bds.

THE WEST INDIES, and other **POEMS**. Fcap. 8vo. 7th Edit. 6s. bds.

GREENLAND, and other **POEMS**. Fcap. 8vo. 3d Edit. 8s. bds.

SONGS of **ZION**, being **IMITATIONS** of **PSALMS**. Fcap. 8vo. 3d Edit. 5s. bds.

MEMOIRS of **JOHN, DUKE** of **MARLBOROUGH**; with his Original Correspondence. By the Rev. Archdeacon **COXE**. 6 Vols. 8vo. with an Atlas, 51. 5s.

By the same Author,

MEMOIRS of the **ADMINISTRATION** of the Right Hon. **H. PELHAM**. 2 vols. 4to. with Portraits, 51. 5s. bds.; large paper, 101. 10s.

MEMOIRS of **HORATIO LORD WALPOLE**. 2 Vols. 8vo. 3d Edition. 26s. bds.

MEMOIRS of the **KINGS** of **SPAIN** of the **HOUSE** of **BOURBON**, from 1700 to 1788. 5 Vols. 8vo. 2d Edition. 31. bds.

HISTORY of the **HOUSE** of **AUSTRIA**, from 1218 to 1792. 5 vols. 8vo. 31. 13s. 6d. bds.

ORIENTAL CUSTOMS applied to the **ILLUSTRATION** of the **SACRED SCRIPTURES**. By **SAMUEL BURDER**, A.M. &c. 12mo. 8s. 6d. bds.

SELECT WORKS of the **BRITISH POETS**, from **JONSON** to **BEATTIE**. With Biographical and Critical Prefaces. By **DR. AIKIN**. Complete in 1 Vol. 8vo. for Schools, &c. 18s. in cloth; or neatly done up, gilt edges, 20s.

SELECT WORKS of the **BRITISH POETS**, from **CHAUCER** to **WITHERS**. With Biographical Sketches. By **ROBERT SOUTHEY, LL.D.** 1 Vol. 8vo. uniform with "Aikin's Poets," 30s. in cloth; or, with gilt edges, 11. 11s. 6d.

HISTORY of **ROMAN LITERATURE**, from its earliest Period to the end of the Augustan Age. By **J. DUNLAP, Esq.** 3 Vols. 8vo. 2l. 7s. 6d. bds.

By the same Author,

HISTORY of **FICTION**. 3 Vols. post 8vo. 2l. 2s. bds.

CONVERSATIONS on **VEGETABLE PHYSIOLOGY**; comprehending the Elements of Botany, with their Application to Agriculture. By **JANE MARCET**. 2 vols. 12mo. with Plates, 2d Edition, 12s.

"These instructive little volumes are composed by an author (Mrs. Marcet) already well known by similar works on other branches of science, all of which have been received with great and merited favor."—*Edin. Rev.*

By the same Author,

CONVERSATIONS on **CHEMISTRY**, in which the Elements of that Science are familiarly explained and illustrated by Experiments; with a Conversation on the Steam Engine. 2 Vols. 12mo. 12th Edit. with Plates by Lowry, 14s. bds.

CONVERSATIONS on **NATURAL PHILOSOPHY**. 7th Edition, 10s. 6d. bds. With 22 Engravings by Lowry.

CONVERSATIONS on **POLITICAL ECONOMY**. 12mo. 6th Edit. 9s. bds.

MALTE BRUN'S SYSTEM of **GEOGRAPHY**; with an **INDEX** of 44,000 Names. Complete in 9 vols. 8vo. price £7, bds.

In the translation now offered to the public, many important corrections and additions have been introduced. The additions to the Description of Great Britain and Ireland are more especially extensive: in fact, this portion of the translation has been entirely re-written, and rather merits the title of an original work. The **GEOGRAPHICAL INDEX** will be found to be the most accurate and comprehensive work of the kind in our language: it is so constructed as to be a complete Table of Reference to the whole work, while it forms an extensive and useful **GAZETTEER**.

"The translators of M. Malte Brun's Geography have done great service to the public, by rendering so valuable a work accessible to the English reader."—*Edinburgh Review*.

"Infinitely superior to any thing of its class which has ever appeared."—*Literary Gazette*.

By the same Author,

PRINCIPLES of **MATHEMATICAL, PHYSICAL, and POLITICAL GEOGRAPHY**. In 1 Vol. 8vo. Second Edition, improved by the addition of the most recent information derived from various sources, 15s. bds.

INSTRUCTIONS to **YOUNG SPORTSMEN** in all that relates to **GUNS** and **Shooting**; Difference between the **Flint and Percussion System**; **PRESERVATION** of **GAME**; **Getting Access** to all **Kinds of Birds**; **Specific Directions**, with **New Apparatus**, for **WILD FOWL SHOOTING**, both on the **Coast** and in **Fresh Water**; **New Directions** for **TROUT FISHING**; and **Advice** to the **Young Sportsman** on other **Subjects**. By **Lieut. Col. P. HAWKER**. 8vo. 7th Edit. enlarged and improved, with an **ABRIDGMENT** of the **OLD and NEW GAME LAWS**, and **30 Plates** and **Woodcuts**, 18s. cloth.

"Col. Hawker is one of the best shots in England, and his 'Instructions to Sportsmen' the very best book we have on the subject."—*Blackwood's Magazine*.

EXPLANATORY PRONOUNCING DICTIONARY of the **FRENCH LANGUAGE**, in **French and English**. By **L'ABBE TARDY**, late **Master of Arts** in the **University at Paris**. In 12mo. new Edition, revised, 6s. bd.

Index.

	Page		Page
Aikin's (Lucy) Memoirs of Court of Charles I.	3	Kirby and Spence's Entomology	9
----- Do. of Queen Elizabeth	10	Lamarck's Conehology Illustrated, by Crouch..	11
----- Do. of James I.	10	----- Epitome of do. by Dubois	11
----- (Dr.) Anna's of the Reign of George III.	10	Lardner's Cabinet Cyclopaedia	2
----- Select British Poets, from Jonson to Beattie	15	Lee's (Mrs.) Memoirs of Cuvier	2
Annual Biography and Obituary	8	Legends of the Library at Lubes	4
----- Retrospect for 1831	10	L. E. L.'s Poetical Works	7
Arnott's Elements of Physics	8	Life of John Marston Hall	1
Bakewell's Geology	14	Lindley's Botanical Works	5
----- Philosophical Conversations	5	Loudon's Gardening, Botanical, Agricultural, and Architectural Works	6
Bayldon on Rents and Rates	14	M'Culloch's Commercial Dictionary	1
Bentham's Deontology	4	Mackintosh's Revolution of 1688	1
Bloomfield's Greek Testament	5	Malte Brun's Geography	15
----- Thucydides	5	Mantell's Geology of Sussex	6
Boase's Primary Geology	3	Mary of Burgundy	1
Bowdler's Family Shakespeare	11	Mawe's Conchological Works	12
----- Gibbon's Roman Empire	11	Montgomery's Lectures	3
Brady's Plain Instructions to Executors	4	----- Poetical Works	14
Bray's (Mrs.) Warleigh, or the Fatal Oak	5	Moore's Poetical Works, &c.	10
Britton's Architectural Works	13	Moral of Flowers	2
----- Dictionary of Architect. & Archaeology	13	Murray's Encyclopædia of Geography	7
Burder's Oriental Customs	14	Opie's Lays for the Dead	1
Burns's Christian Philosophy	9	Paley's Works	13
Butler's Ancient and Modern Geography	12	Parke's Domestic Duties	13
----- Atlases, Ancient and Modern	12	Parnell on Roads	3
----- Outline Maps	12	Phillips on Painting	3
----- Praxis on Latin Prepositions, and Key	12	----- (John) Guide to Geology	9
Colton's Lacon	14	Picture of London (Britton's)	7
Conversations on Botany	14	Reece's Medical Guide	8
----- Chemistry	15	Roby's Traditions of Lancashire	7
----- Natural Philosophy	15	Sandford's Lives of eminent Female Worthies ..	12
----- Political Economy	15	----- on Woman	12
----- Vegetable Physiology	15	Scrope's Political Economy	4
Coxe's Biographical and Historical Works	14	Seaward's Narrative	4
Crotch on Musical Composition	11	Sherer's Life of Wellington	10
-----'s Lectures on Music	11	Short Whist, by Major A*****	2
Currie's Memoirs	7	Slaney's British Birds	5
Dacre, a Novel, edited by Lady Morley	3	Slight Reminiscences of the Rhine, &c.	12
Doctor (The)	2	Smith's (Sir J. E.) Botanical Works	8
Dover's (Lord) Life of Frederick II.	8	----- Memoirs	5
Drewry on Suspension Bridges	5	Southey's Poetical Works	11
Drummond's Letters to a Young Naturalist ..	10	----- Remains of H. K. White	11
----- First Steps to Botany	10	----- Select British Poets, from Chaucer to Withers	15
Dunlop's Roman Literature; History of Fiction	15	St. John's Egypt and Mohammed Ali	1
Dymock's Bibliotheca Classica	8	Strel's Shipmaster's Assistant	4
Edinburgh Gazetteer and Atlas	9	Sunday Library, edited by Dr. Diddin	7
----- Review, Index to	4	Tardy's French Pronouncing Dictionary	15
----- Selections from	3	Turner's History of England	9
Farey on Steam Engine	9	----- Sacred History	14
Fitton's Geological Sketches of Hastings	7	Turton's British Shells	13
Ford's Christian Prayers	3	Ure's Geology	8
Good's Book of Nature	3	Wallace's Life of George IV.	10
Guide to Watering Places	12	Wardlaw's Sermons	8
Hall's Atlas of the World	7	Waller's House of Russell	12
----- Index to Do.	7	----- Jerusalem Delivered of Tasso	12
Hansard's Fishing in Wales	3	Withering's British Plants	6
Hawker's Instructions to Young Sportsmen ..	15	Wood on Rail-Roads	10
Historical Memoirs of the House of Bourbon ..	10	Word-worth's Poetical Works	9
Hooker's Botanical Works	10	----- Description of the Lakes	9
Hopkins's Political Economy	3	Wortley's (Lady E. S.) Village Church-Yard, &c.	9
Hunt's Architectural Works	4		
Keith's Mathematical Works, &c.	11		

AN

INTRODUCTION

TO THE

NATURAL SYSTEM OF BOTANY :

OR,

A SYSTEMATIC VIEW

OF

THE ORGANISATION, NATURAL AFFINITIES, AND
GEOGRAPHICAL DISTRIBUTION,

OF THE WHOLE

VEGETABLE KINGDOM ;

TOGETHER WITH THE USES OF THE MOST IMPORTANT SPECIES IN MEDICINE,
THE ARTS, AND RURAL OR DOMESTIC ECONOMY.

BY JOHN LINDLEY, F.R.S. L.S. G.S.

MEMBER OF THE IMPERIAL ACADEMY NATURE CURIOSORUM ;
OF THE BOTANICAL SOCIETY OF RATISEON ; OF THE PHYSIOGRAPHICAL SOCIETY OF LUND ;
OF THE HORTICULTURAL SOCIETY OF BERLIN ;
HONORARY MEMBER OF THE LYCEUM OF NATURAL HISTORY OF NEW YORK, &c. &c.
AND PROFESSOR OF BOTANY IN THE UNIVERSITY OF LONDON.

“ C'est ainsi que sont formées les familles très naturelles et généralement avouées. On extrait de tous les genres qui composent chacune d'elles les caractères communs à tous, sans excepter ceux qui n'appartiennent pas à la fructification, et la réunion de ces caractères communs constitue celui de la famille. Plus les ressemblances sont nombreuses, plus les familles sont naturelles, et par suite le caractère général est plus chargé. En procédant ainsi, on parvient plus sûrement au but principal de la Science, qui est, non de nommer une plante, mais de connoître sa nature et son organisation entière.” — JUSSIEU.

LONDON :

LONGMAN, REES, ORME, BROWN, AND GREEN,
PATERNOSTER ROW.

M.DCCC.XXX.

+2494
-48

TO
THE COURT OF EXAMINERS
OF
THE SOCIETY OF APOTHECARIES,
LONDON.

GENTLEMEN,

As Guardians of the education of a very considerable part of the Medical Profession, the subject of the following pages cannot be otherwise than interesting to you. If a knowledge of the Plants from which medicinal substances are obtained, is in itself an object of importance, as it most undoubtedly is, the Science which teaches the art of judging of the hidden qualities of unknown vegetables by their external characters is of still greater moment. To what extent this can safely be carried, it is not, in the actual state of human knowledge, possible to foresee; but it is at least certain, that it depends entirely upon a careful study of the natural relations of the Vegetable Kingdom.

Measures have lately been taken by the SOCIETY OF APOTHECARIES, which cannot fail to exercise a most beneficial influence upon Botany, and which must have been

viewed with feelings of deep interest by all friends of the Science. As a humble individual, whose life is devoted to its investigation, I am anxious to take the present opportunity of expressing my sentiments upon the subject, by very respectfully offering for your acceptance a Work, which it is hoped will be found useful to the Student of Medical Botany.

I have the honour to be,

GENTLEMEN,

Your most obedient Servant,

JOHN LINDLEY.

*University of London,
August, 1830.*

P R E F A C E.

THE materials from which the following pages have been prepared were originally collected for the private use of the Author, to remove the inconvenience he constantly experienced from a necessity of referring daily to rare, costly, and extensive publications, often to be found only in the libraries of the wealthy. A belief that what was indispensable to himself might also prove useful to the public, afterwards led to the commencement of the present Work, the appearance of which has been accelerated by the growing want of some Introduction to that method of investigating the productions of the Vegetable Kingdom which, under the name of the Natural System, has gradually displaced more popular classifications, well adapted indeed to captivate the superficial inquirer, but exercising so baneful an influence upon Botany, as to have rendered it doubtful whether it even deserved a place among the sciences.

When the printing was commenced, we had no English Introduction whatever to the subject of which it treats; but, soon afterwards, a translation was published by Dr. Clinton, of the fourth edition of Richard's *Nouveaux Éléments de la Botanique*, in which much information is to be found. Had this work appeared calculated to answer the purpose of even a temporary Introduction, the matter now made public would have still remained in the cabinet of the Author; but the plan of M. Richard, indepen-

dently of other considerations, did not admit of so much detail as seemed desirable, and was scarcely adapted to render the Natural System of Botany popular in a country like Great Britain, where it has to contend with a great deal of deeply-rooted prejudice.

Two principal objects require to be kept in view, in a scientific work intended for common use : in the first place, there must be no sacrifice of science to popularity; but secondly, it is desirable that as much facility be afforded the student as the nature of the subject will admit. In reconciling these two apparently contradictory conditions lies the difficulty of rendering an arrangement in Natural History which is not merely superficial, generally intelligible. To be understood by the mass of mankind, it must be freed from all unnecessary technicalities, and must be essentially founded upon such peculiarities as it requires no unusual powers of vision, or of discrimination, to seize and apply : on the other hand, it is found by experience, that unless it depends upon a consideration of every point of structure, however numerous or various, however obscure or difficult of access, it will not answer the end for which all classifications ought to be designed, that of enabling the observer to judge of an unknown fact by a known one, and to determine the mutual relations which one body or being bears to another.

In attempting to steer a middle course, the Author is by no means satisfied that he shall be found to have attained the end he has proposed to himself. Botany is a most extensive science, involving a hundred thousand gradations of structure, with myriads of minor modifications, and extending over half the organic world ; the anatomical structure of the beings it comprehends is so minute, and their laws of life are so obscure, as to elude the keenest sight and to baffle the subtlest reasoning : so that to render it as easy of attainment as the world, misled by specious fallacies, is apt to believe it to be, is hopeless.

There are, however, no difficulties so great but they may be diminished; and even a determination of the relation which one part of the animated world bears to another, may be simplified by analysis, and an exposition of the principles upon which such relations are to be judged of.

With this view, in the first place, the value of the characters of which botanists make use are here carefully investigated, for the sake of pointing out the relative importance of the principal modifications of structure in the vegetable kingdom. In the second place, the characters of the orders are analysed by means of tables, in which the distinctive characters of each are reduced to their simplest denomination. It is true that this kind of analysis is attended by the evil of distracting attention from that general and universal study of organisation which the science demands, thus having a manifest tendency to render the Natural System artificial; and that it is also apt to mislead the inexperienced or incautious observer, in consequence of the many exceptions to which distinctive characters are frequently liable. But such evils are nothing compared with the confusion and perplexity an unaided inquirer must experience in disentangling the distinctions of orders for himself. It should also be borne in mind, that analytical tables are mere artificial aids in investigation, to be abandoned as soon as they cease to be indispensable. Many variations in the form of such tables may be easily made; and, in fact, the student cannot exercise himself better than in contriving them for himself, as he may readily do by beginning from some other point than that commenced with here.

The mode in which the tables of this book are to be employed will be best explained by an example, the *reader being supposed to be in possession of the preliminary knowledge which is afforded by the Introduction*. Let a *Cistus* be the subject of inquiry. Upon examining the tables, the first question which the student must ask himself is, Whether it belongs to Vascular or Cellular plants, to Dicotyledons

or Monocotyledons: the structure of the leaves tells him this, and he decides for Dicotyledons. He next inquires if it has the seeds naked or in a capsule; and ascertaining that the latter is the case, he knows it belongs to Angiospermæ. He then finds it to be polypetalous, and that the stamens are hypogynous, or those of the division called Thalamifloræ. Having proceeded thus far, he is led to inquire whether the carpella are in a state of combination, or distinct; and finding the former to be the case, he sees that his plant is referable to what are called Syncarpæ, among Polypetalous Dicotyledons with hypogynous stamens. Now the artificial divisions of this section are seen to depend, in the first instance, upon the structure of the ovarium: that organ is examined, and is found to be 1-celled, with the ovules parietal. Among plants of this nature the placentæ are either linear and contracted, or branched all over the surface of the valves; there is no difficulty in ascertaining this point, and it is found that the plant in question has the former character. Then comes an inquiry whether the sepals are 2, or invariably 4, or 5 (occasionally varying to 4, 6, or 7); they are found to be 5; and here the analysis is reduced to the decision between whether the ovules have a foramen at the extremity opposite the hilum, or next the hilum; the former being ascertained to be the case, no doubt can remain of the plant belonging to the natural order Cistineæ. This operation may appear rather tedious, but after a little practice it is gone through quickly; and when the conclusion sought for is attained, the station of the plant is not only ascertained, but also that all vegetables having the same characters are herbaceous or shrubby plants, with gay ephemeral flowers, usually growing in rocky places, and possessing no known qualities except that of secreting, in some instances, a sort of resinous substance used as a stomachic and tonic.

Examples need not be multiplied, one instance shewing what the method of analysis is, as well as more.

The plan adopted, independently of the part now adverted to, is this: To every collection of orders, whether called class, division, subdivision, tribe, section, or otherwise, such remarks upon the value of the characters assigned to it are prefixed as the personal experience of the Author, or that of others, shews them to deserve. To every order the NAME is given which is most generally adopted, or which appears most unexceptionable, with its SYNONYMES, a citation of a few authorities connected with each, and their date: so that, from these quotations, the reader will learn at what period the order was first noticed, and also in what works he is to look for further information upon it. To this succeeds the DIAGNOSIS, which comprehends the distinctive characters of the order reduced to their briefest form, and its most remarkable features, without reference to exceptions. The latter are adverted to in what are called ANOMALIES. Then follows the ESSENTIAL CHARACTER; a brief description of the order, in all its most important particulars. This is succeeded by a paragraph styled AFFINITIES, in which are discussed the relations which the order bears to others, and the most remarkable circumstances connected with its structure in case it exhibits any particular instance of anomalous organisation. GEOGRAPHY points out the distribution of the genera and species over the surface of the globe; and the head PROPERTIES comprehends all that is certainly known of the use of the species in medicine, the arts, domestic or rural economy, and so forth. A few genera are finally named as EXAMPLES of each order.

The arrangement of the orders is not precisely that of any previous work, nor indeed do any two Botanists adopt exactly the same plan; a circumstance which arises out of the very nature of the subject, the impossibility of expressing affinities by any lineal arrangement (the only one which can be practically employed), and the different value that different observers attach to the same characters. This is, however, of no practical importance, so

long as the limits of the orders themselves are unchanged; for the latter are the basis of the system, to which all other considerations are subordinate. Such a collection of orders as that here given cannot certainly be called "the Natural System" of the Vegetable Kingdom, in the proper sense of those words; but it is what Botanists take as a substitute for it, until some fixed principle shall be discovered upon which combinations can be formed subordinate to the first great classes of Vasculares and Cellulares, of Exogenæ and Endogenæ. It is also certain, that in the actual state of Botany we are more usefully employed in determining the characters of natural groups by exact observation, than in speculating upon points which we have not yet the means of discussing properly.

In conclusion, the Author has only to add, that this Work must not be viewed as an Introduction to Botany. Those who would understand it must previously possess such an elementary acquaintance with the science as they may collect from his *Outline of the First Principles of Botany*, or some other work in which the modern views of vegetable organisation are explained. This, and the following introductory sketch of the principal modifications of structure, will be found to convey as much information as is absolutely required with reference to the immediate subject of the Work.

INTRODUCTION.

THE notion of classing species according to the likeness they bear to each other, which is the foundation of the Natural System, must have originated with the first attempts of man to reduce natural history to a science. When our forefathers spoke of "grass, and herbs yielding seed, and fruit trees yielding fruit, of moving creatures that have life in the water, of fowl that fly above the earth, and cattle and creeping thing," they employed the very same principles of arrangement which are now in use,—rudely sketched, indeed, but not more so than the imperfection of knowledge rendered unavoidable. At that time no means existed of appreciating the value of minute or hidden organs, the functions or even existence of which were unknown; but objects were collected into groups, characterised by common, external, and obvious signs. From such principles no naturalists except botanists have deviated; no one has thought of first combining under the name of animal kingdom quadrupeds and birds, insects and fishes, reptiles and mollusca, and then of subdividing them by the aid of a few arbitrary signs, in such a way that a portion of each should be found in every group—quadrupeds among birds and fishes, reptiles amongst insects and mammalia; but each great natural group has been confined within its own proper limits. Botany alone, of all the branches of natural history, has been treated otherwise; and this in modern times.

The first writers who acknowledged any system departed in no degree from what they considered a classification of plants according to their general resemblances. Theophrastus has his water-plants and parasites, pot-herbs and forest trees, and corn-plants; Dioscorides, aromatics and gum-bearing plants, eatable vegetables and corn-herbs; and the successors, imitators, and copiers of those writers, retained the same kind of arrangement for many ages.

At last, in 1570, a Fleming, of the name of Lobel, improved the vulgar modes of distinction, by taking into account characters of a more definite nature than those which had been employed by his predecessors; and thus was laid the foundation of the modern accurate mode of studying vegetation. To this author succeeded many others, who, while they disagreed upon the value to be ascribed to the small number of modifications of structure with

which they were acquainted, adhered to the ancient plan of making their classification coincide with natural affinities. Among them the most distinguished were Cæsalpinus, an Italian, who published in 1583, our countryman John Ray, and the more celebrated Tournefort, who wrote in the end of the seventeenth century. At this time the materials of Botany had increased so much, that the introduction of more precision into arrangement became daily an object of greater importance; and this led to the contrivance of a plan which should be to Botany what the alphabet is to language, a key by which what is really known of the science might be readily ascertained. With this in view, Rivinus invented, in 1690, a system depending upon the conformation of the corolla; Kamel, in 1693, upon the fruit alone; Magnol, in 1720, on the calyx and corolla; and finally, Linnæus, in 1731, on variations in the sexual organs. The method of the last author has enjoyed a degree of celebrity which has rarely fallen to the lot of human contrivances, chiefly on account of its clearness and simplicity; and in its day it undoubtedly effected its full proportion of good. Its author, however, probably intended it as a mere substitute for the Natural System, for which he found the world in his day unprepared, to be relinquished as soon as the principles of the latter could be settled, as seems obvious from his writings, in which he calls the Natural System *primum et ultimum in botanicis desideratum*. He could scarcely have expected that his artificial method should exist when the science had made sufficient progress to enable botanists to revert to the principles of natural arrangement, the temporary abandonment of which had been solely caused by the difficulty of defining its groups. This difficulty no longer exists; means of defining natural assemblages, as certain as those employed for limiting artificial divisions, have been discovered by modern botanists; and the time has arrived when the ingenious expedients of Linnæus, which could only be justified by the state of Botany when he first entered upon his career, must be finally relinquished. We now know something of the phenomena of vegetable life; by modern improvements in optics, our microscopes are capable of revealing to us the structure of the minutest organs, and the nature of their combination; repeated observations have explained the laws under which the external forms of plants are modified; and it is upon these considerations that the Natural System depends. What, then, should now hinder us from using the powers we possess, and bringing the science to that state in which only it can really be useful or interesting to mankind?

Its uncertainty and difficulty deter us, say those who, acknowledging the manifest advantages of the Natural System, nevertheless continue to make use of the artificial method of Linnæus. I do not

know of any other objections than these, which I hope to set aside by the following remarks.

First, as to its uncertainty. That it is not open to this charge, no one will, I think, assert; on the contrary, it is admitted on all hands that it fully participates in those imperfections to which human contrivances are subject, particularly such as, like natural history, are from their nature not susceptible of mathematical accuracy. But while no claim is advanced on its behalf to superiority in this respect over artificial methods, it may be safely stated, that it is not more uncertain than the celebrated sexual system of Linnæus, the only one with which it is worth comparing it. By uncertain, I mean that the characters of the classes and orders of the Natural system are not more subject to exceptions than those of the Linnean, as perhaps may be proved from documents in the hands of every English reader. We are so accustomed to believe that the certainty of the sexual system is equal to its simplicity, that this opinion has acquired the nature of a fixed prejudice, and we are perhaps not prepared to assent to the truth of a contrary proposition. Without, however, travelling out of the way, or seeking for proofs of it among books or plants with which the reader is unacquainted, the following table of exceptions to the sexual system, taken from Smith's Compendium of the Flora Britannica, may possibly carry some weight with it:—

Linnean Class or Order.	Total number of Genera in Smith's Compendium.	Number of Genera which contain Species at variance with the Characters of the Classes and Orders.
Monandria	5	3
Triandria Monogynia	9	2
Tetrandria	21	5
Pentandria Monogynia	41	5
Pentandria Digynia, excluding Umbellatæ	8	3
Pentandria Trigynia	5	1
Pentandria Hexagynia	1	1
Hexandria Trigynia	5	1
Hexandria Polygynia	1	1
Octandria	12	5
Decandria	21	8
Dodecandria	6	2
Monœcia	24	4
Diœcia	14	2
	173	43

From this it appears, that out of 173 genera belonging to fourteen Linnean sections, no fewer than forty-three genera, or nearly one quarter, contain species at variance with the characters of the classes and orders in which they are placed. Were general works on Botany examined in the same manner, it would be found that the proportion of exceptions is at least as great as that indicated by the foregoing table, which comprehends only those species, the variations of which are constant and uniform, and does not include mere accidental deviations, such as the tendency of Tetrandrous flowers to become Pentandrous, of Pentandrous to become Tetrandrous, or of both to become Polygamous.

Although this is not stated for the purpose of extolling the Natural System at the expense of the Linnean, but rather, as has just been remarked, for the sake of doing away with a vulgar prejudice, yet I cannot forbear expressing my doubt whether any fourteen natural orders can be named in which the proportion of exceptions is so considerable as this, namely, more than one in five.

Upon the supposed peculiar difficulties of the Natural System I have elsewhere made some general remarks (*Synopsis*, p. x.), which need not be repeated here. It will be better now to inquire more particularly in what the difficulty consists.

It is said that the primary characters of the classes are not to be ascertained without much laborious research; and that not one step can be advanced until this preliminary difficulty is overcome. Those who hold a language of this kind must be so unacquainted with the subject, that their arguments, if they can be called by such a name, scarcely deserve a reply. The objection has, however, been made, and must be answered.

In natural history many facts have been originally discovered by minute and painful research, which, when once ascertained, are readily to be detected by some more simple process, of which Botany is perhaps the most striking proof that can be adduced. The first question to be determined by a student of Botany, who wishes to inform himself of the name, affinities, and uses of a plant, appears to be, whether his subject contains spiral vessels or not, because the two great divisions of the vegetable kingdom, called Vasculares and Cellulares, are characterised by the presence or absence of these minute organs. It is true, we have learned by careful observation, and multiplied microscopical analyses, that vascular plants have spiral vessels, and cellular plants have none; but it is not true, that in practice so minute and difficult an inquiry needs to be instituted, because it has also been ascertained that all plants that bear flowers have spiral vessels, and are therefore Vascular; and that vegetables which have no flowers are destitute of spiral vessels, and are there-

fore Cellular ; so that the inquiry of the student, instead of being directed in the first instance to an obscure but highly curious microscopical fact, is at once arrested by the two most obvious peculiarities of the vegetable kingdom.

Among vascular plants two great divisions have been formed ; the names of which, Monocotyledons and Dicotyledons, are derived from the former having usually but one lobe to the seed, and the latter two,—a structure much more difficult to ascertain than the presence or absence of spiral vessels, and more subject to exceptions. But no botanist would proceed to dissect the seed of a plant for the purpose of determining to which of these divisions it belonged, except in some special cases. We know that the minute organisation of the seed corresponds with a peculiar structure of the stem, leaves, and flowers, the most highly developed, and most easily examined parts of vegetation ; a botanist, therefore, prefers to examine the stem, or the leaf of a plant, to see whether it is a Monocotyledon or a Dicotyledon, and does not find it necessary to anatomise the seed.

The presence or absence of albumen, the structure of the embryo, the position of the seeds or ovula, the nature of the fruit, the modifications of the flower, will, I presume, be hardly brought forward as other difficult points for the student of the Natural System, because, whether the one system or the other be employed, he must make himself acquainted with such facts, for the purpose of determining genera. The common Toad-flax cannot be discovered by its characters in any book of botany, without the greater part of this kind of inquiry being gone through.

In the determination of genera, however, facility is entirely on the side of the Natural System. Jussieu has well remarked, “ that whatever trouble is experienced in remembering, or applying the characters of natural orders, is more than compensated for by the facility of determining genera, the characters of which are simple in proportion as those of orders are complicated. The reverse takes place in arbitrary arrangements, where the distinctions of classes and sections are extremely simple and easy to remember, while those of genera are in proportion numerous and complicated.”

Let me not, however, be misunderstood in what I have been saying of the *supposed* difficulties of the Natural System. Far be it from me to state that there are no difficulties for the botanical student to overcome ; on the contrary, there is no science which demands more minute accuracy of observation, more patient research, or a more constant exercise of the reasoning faculties, than that of Botany. But no subject of human inquiry can be pursued loosely and usefully at the same time ; for we may rest assured, that that which can be studied superficially is little deserving of being studied at all.

It may perhaps be urged, that the Natural System is still in so unsettled a state, that botanists disagree among themselves about the limits and relative position of the orders; an argument to which some weight undoubtedly attaches. But, at the same time, it must be remarked, that all sciences of observation proceed towards a settled state by slow degrees; that Botany is one upon which there is at least as much to learn as is at present known; and that the differences of opinion, just alluded to, affect the orders themselves but little, and the principles of the science not at all, but apply rather to the particular series in which the orders should stand with relation to each other—a point which is not likely to be settled at present, and which is of very little importance for any useful purpose.

The last kind of difficulty, and the only one of which I admit the force, is the want of an introductory work upon the subject; and this, I presume to hope, will be diminished by the appearance of the present publication.

The principle upon which I understand the Natural System of Botany to be founded is, that the affinities of plants may be determined by a consideration of all the points of resemblance between their various parts, properties, and qualities; and that thence an arrangement may be deduced in which those species will be placed next each other which have the greatest degree of relationship; and that consequently the quality or structure of an imperfectly known plant may be determined by those of another which is well known. Hence arises its superiority over arbitrary or artificial systems, such as that of Linnæus, in which there is no combination of ideas, but which are mere collections of isolated facts, not having any distinct relation to each other.

This is the only intelligible meaning that can be attached to the term Natural System, of which Nature herself, who creates species only, knows nothing. It is absurd to suppose that our genera, orders, classes, and the like, are more than mere contrivances to facilitate the arrangement of our ideas with regard to species. A genus, order, or class, is therefore called natural, not because it exists in Nature, but because it comprehends species naturally resembling each other more than they resemble any thing else.

The advantages of such a system, in applying Botany to useful purposes, are immense, especially to medical men, with whose profession the science has always been identified. A knowledge of the properties of one plant is a guide to the practitioner, which enables him to substitute some other with confidence, which is naturally allied to it; and physicians, on foreign stations, may direct their

inquiries, not empirically, but upon fixed principles, into the qualities of the medicinal plants which nature has provided in every region for the alleviation of the maladies peculiar to it. To horticulturists it is not less important: the propagation or cultivation of one plant is usually applicable to all its kindred; the habits of one species in an order will often be those of the rest; many a gardener might have escaped the pain of a poisoned limb, had he been acquainted with the laws of affinity; and, finally, the phenomena of grafting, that curious operation, which is one of the grand features of distinction between the animal and vegetable kingdoms, and the success of which is wholly controlled by ties of blood, can only be understood by the student of the Natural System.

In every kind of arrangement, which has the natural relationship of objects for its basis, there are two principal inconveniences to overcome. The first is, that as objects resemble each other more or less in a multitude of different respects, it is impossible to indicate all their affinities in a lineal arrangement; and yet no other arrangement than a lineal one can be practically employed. The consequence of this is, that while the orders themselves are really natural, the same title often cannot be applied to the arrangement of them in masses. For example, Cupuliferæ and Betulinæ are obviously connected by the most intimate relationship, and, as collections of species, each of them is perfectly natural; yet one of them stands among Apetalous plants, the other among Achlamydeous ones; hence the two latter groups are artificial. In fact, it appears from what we at present know, that no large combinations of orders are natural which are not founded upon anatomical differences; thus, Cellulares and Vasculares, Exogenæ and Endogenæ, Gymnospermous and Angiospermous Dicotyledons, are natural divisions; but Apetalæ, Polypetalæ, Monopetalæ, Achlamydeæ, and all their subordinate sections, are entirely artificial.

The second inconvenience is, that the characters which vegetables exhibit are of such uncertain and variable degrees of importance, that it is often difficult to say what value should be attached to any given modification of structure. As this is a practical question, which requires to be well understood, I shall endeavour to explain in some detail the nature and relative value of those peculiarities of which botanists make use in determining vegetable affinities; repeating, as a general rule which is not open to exception, that characters which are purely physiological,—that is to say, which depend upon differences of internal anatomical structure,—are of much more value than varieties of form, position, number, and the like, which are mere modifications of external organs.

It is a maxim of the Linnæan school, that the parts of fructifi-

cation should be employed in characterising classes, orders, and genera, to the exclusion of all modifications of the leaves or stem. This, although theoretically insisted upon, was practically abandoned by Linnæus himself, and is to be received with great caution. The organs of fructification are only entitled to a superior degree of consideration, when found by experience to be less liable to variation than those of vegetation.

All plants are composed of what are called elementary organs, that is to say, of a vegetable membrane appearing under the form of parenchyma or cellular tissue in different states, of spiral vessels, and of ducts, or tubes: these organs enter into the composition of plants in various ways, and are not all even necessary to their existence: sometimes spiral vessels disappear, and again both these and the ducts cease to be developed,—cellular tissue, which is the basis of vegetation, alone remaining. Upon the peculiar arrangement of these minute organs, external form necessarily depends; and as it is found by experience, that while the anatomical structure of plants is subject to little or no variation, it is difficult to define their external modifications with accuracy, the reason of the superior importance of physiological characters will be apparent.

Some, and by far the greater part of, plants are propagated by productions called seeds, which are the result of an action believed to be analogous to the sexual intercourse of animals; others are multiplied by bodies called sporules, of the real nature of which little is yet known, further than that they do not appear to result from the communication of sexes. Hence plants are naturally and primarily divided into two great divisions, called **SEXUAL** and **ASEXUAL**.

Physiologists have discovered that these peculiarities are connected with others in anatomical structure of no less importance. For instance, plants propagated by seeds, and possessing distinct sexes, have spiral vessels; while those which are increased by bodies not depending upon the presence of sexual apparatus, are universally destitute of spiral vessels. To the latter statement there is no known exception,—species to which spiral vessels have been ascribed being found to possess nothing more nearly related to those organs than ducts, or false tracheæ. The former character is not absolutely without exception; the singular genus *Rafflesia* being described both by Brown and Blume as without spiral vessels, *Caulinia fragilis* not having them according to Amici, and *Lemna* being destitute of them according to the evidence of others. But these exceptions are not regarded of much importance.

It therefore appears that two great divisions, established upon different principles, agree in the kind of plants they comprehend;

VASCULARES, or those which have spiral vessels, being the same as SEXUAL plants, and CELLULARES, or those which have no spiral vessels, answering to ASEXUAL plants.

Sexual organs being considered essential to a flower (no apparatus whatever from which they are absent being understood to constitute one), two other unexceptionable characters belong to these same divisions; all Vasculares, or Sexual plants, bear flowers, and all Cellulares, or Asexual plants, are flowerless; the former are also called Phænogamous, the latter Cryptogamous.

Two great but unequal divisions being thus established, upon both anatomical and external characters, botanists have inquired whether similar differences of a secondary character could not be discovered among each of them. Observations upon Cellulares have led to the establishment of three groups of unequal importance, which are not, however, universally received. Vasculares have been found to comprehend two great but unequal tribes, differing essentially in the laws which govern their growth. It has been ascertained that a large number of them grows by the addition of successive layers of new matter to the outside, and that another, but smaller number, increases by additions to the inside; the youngest or most newly formed parts being in the one case on the outside, and in the other case in the inside. For this reason, one of these divisions has been called Exogenous, and the other Endogenous. It is difficult to conceive how the external increase of Exogenæ could take place without some adequate protection to the young newly formed tissue from the atmosphere and accidental injury, and, accordingly, the substance called bark is created by nature for that purpose, within which the new deposit takes place: as this last is formed annually, the age of an Exogenous plant is indicated in the trunk by imaginary lines called concentric circles, which are in fact caused by the cessation of growth in one year, and the renewal of it in another. The centre of this system is a cellular substance called pith. Therefore, a section of the trunk of an Exogenous plant exhibits bark on the outside, pith in the centre, and concentric deposits of woody matter between these two, all connected in a solid mass by plates of cellular tissue, radiating from the centre to the circumference, and called medullary rays. Endogenæ, the addition to which is internal, have no need of an external coating to protect their newly formed matter from injury, and are therefore destitute of bark; moreover, as the layers of new matter are not concentric, but irregular, and do not either correspond with particular seasons of growth, nor commence round any distinct centre of vegetation, there is no distinction of bark, woody concentric deposits, and pith; the connecting tissue by which the parts are all tied together is mixed up with the substance

of the whole, and does not radiate regularly in plates from the centre to the circumference, and consequently there are no medullary rays. Nothing can be more clearly made out than the existence of these two modes of growth in vascular plants; and the nature of them will be at once understood by an inspection of a section of an Oak branch, and of a Cane.

Upon Exogenæ I do not know that any remarks need be made, they being exceedingly uniform in the great features of their structure; except in Coniferæ and Cycadeæ, which, without deviating from the mode of growth of Exogenæ, exhibit a peculiar modification of the woody tissue. But Endogenæ are perhaps divisible into two subordinate forms, which have been pointed out by Agardh. First, Grasses, which, as this distinguished writer well remarks, are the least monocotyledonous of all; they have a distinct pith, hollow branched stems like Umbelliferæ, and buds at the axillæ of the leaves; but they have no bark, no medullary rays, and their direction of increase is inwards: and, secondly, Palms, which are endogenous in the strictest sense of the word.

From this it appears, that Vasculares, or Flowering plants, are distinguished into such as are Exogenous and such as are Endogenous; and that while the former are incapable of any further anatomical division, the latter contain perhaps two different forms. It must, however, be borne in mind, that a great deal is yet to be learned upon this subject. Vegetable anatomy has not yet been studied sufficiently with a view to generalization, and is, besides, a subject yet in its infancy. Nothing can be more probable than that differences in the tissue, or in the relative position or structure of vessels, will one day be found to accompany external differences far beyond what has yet been observed.

Anatomical differences in plants having been apparently exhausted, inquiry has been turned to the degree in which modifications of the compound or external organs are capable of being employed to determine natural affinities; and it has been found that these, although of secondary importance only, nevertheless deserve the utmost attention; as they frequently afford the only characters of which it is practicable to make use.

The **ROOT**, properly so called, offers no characters that have been found uniform in particular families; in fact, the modifications of which it is susceptible are so few, that it is difficult to conceive in what way they can be applied. Certain forms of root-like stems and buds have, however, been observed, to which some attention should be paid. In the first place, neither bulb nor rhizoma is known in Exogenous plants, while in Endogenæ they are sometimes characteristic of particular orders. Thus, all Marantaceæ and Scitamineæ,

and most Irideæ, have a rhizoma in one form or other, and bulbs are a usual character of Asphodeleæ and Amaryllideæ; in the former, however, the bulb is often represented by a rhizoma, or cormus, as in Brodiaea, Leucocoryne, and their allies, or by those succulent fibres called fasciculate roots, as in Asphodelus itself; and in the latter the bulb is sometimes entirely absorbed by succulent perennial leaves, as in Clivia.

External variations in the figure of the STEM are sometimes available as distinctions of orders. Thus, a twining stem is almost without exception in Menispermæ, a square stem is universal in Labiatae, and an angular one in Stellatae; but more frequently its figure affords no indication whatever of affinities.—Texture of the stem is of scarcely more value. Cactæ, it is true, have always the cellular tissue in excess, and derive by that circumstance one of their great distinctions from Grossulaceæ; but even in Cactæ the Pereskias are scarcely more succulent than other plants; and Euphorbiaceæ and Asclepiadeæ exhibit instances both of the most decided state of anamorphosis, and of the normal condition of stems in general.—In the internal arrangement of the layers of Exogenous stems, I am not aware of any character which distinguishes orders besides those to which I have already adverted; except in Calycantheæ, which are distinctly known by the presence of four incomplete centres of vegetation surrounding the principal one, and so forming four angles which are visible externally. (See Mirbel's figure, in the *Annales des Sciences*, vol. xiv. p. 367.) But as I have before observed, very little is really known upon this subject.

The LEAVES are subject to modifications not less important in determining the mutual relations of plants, than the functions which they perform in the vegetable economy. Their characters depend upon their relative position, their degree of division, their venation, and the presence or absence of pellucid dots within their substance.—All Cinchonaceæ (Rubiaceæ) have opposite entire leaves; in Labiatae, Apocynæ, Gentianeæ, Monimieæ, and many others, they are also uniformly opposite; but in the genus *Fuchsia*, in which they are usually opposite, species exist in which they are not only alternate, but both the one and the other on the same plant; and alternate-leaved species exist in Compositæ, Scrophularineæ, and Malpighiaceæ, orders the leaves of which are generally opposite. In Cupuliferæ, Umbelliferæ, Ternströmiaceæ, Hamamelideæ, and Urticeæ, they are uniformly alternate; but in Combretaceæ and Leguminosæ, orders usually having alternate leaves, they are occasionally opposite; and Halorageæ, Ericineæ, and Ficoideæ, are orders in which the genera have their leaves arranged in no certain manner.

I do not know how far this irregularity is connected with the following observations of Schlechtendahl, which, however, deserve attention. "Those leaves," he says, "which are connected either by their base, or by the intervention of a stipula, I call opposite, and those which are not so connected, spuriously opposite (pseudopposita). Opposite leaves are never disjoined, as in Rubiaceæ and Caryophylleæ; spuriously opposite ones, which are much more common, being easily disjoined, readily become alternate. Branches obey the same laws as leaves." *Linnaea*, 1. 207.—All Spondiaceæ, Rhizoboleæ, &c. have compound leaves; in many others they are always simple; and in such orders as Acerineæ, Aurantiaceæ, Geraniaceæ, Rutaceæ, and Sapindaceæ, both simple and compound leaves are found. This character, therefore, is not considered of so much value as many others.—Neither is the degree of division of the margin usually important, toothed and entire leaves being often found in the same order. Nevertheless, there is no instance of toothed leaves in Cinchonaceæ, Gentianeæ, Guttiferæ, or Malpighiaceæ; and they are very rare in Endogenous plants.—Characters derived from the arrangement of veins are known to be in many cases of the utmost importance; and it is probable, that when this subject shall have been more accurately studied, they will be found of even more value than has been yet supposed. The great obstacle to employing characters derived from venation, exists in the want of words to express clearly and accurately the different modes in which veins are arranged. I have endeavoured to remove this by some observations in the Botanical Register; and I am persuaded the subject deserves the particular attention of botanists. It is already known that the internal structure and peculiar growth of Exogenæ and Endogenæ are externally indicated by the arrangement of the veins of their leaves,—those of Exogenæ diverging abruptly from the midrib, and then branching and anastomosing in various ways, so as to form a reticulated plexus of veins of unequal size; while those of Endogenæ run straight from the base to the apex, or diverge gradually from the midrib, not ramifying in their course, but being simply connected with each other by transverse bars, examples of which are afforded on the one hand by the Rose, and on the other by the Iris and Arrow-root. Although a few exceptions exist to both these laws, yet the grand characters of the leaves of those classes are such as I describe. But, independently of this, many other orders are distinguished without exception by modifications of venation. Thus, all Melastomaceæ have three or more collateral ribs connected by branched transverse bars, something in the way of Endogenæ; all Myrtaceæ have one or two fine veins running parallel with the margin, and just within it; all

Cupuliferæ have the principal lateral veins running straight out from the midrib to the margin ; Betulineæ are distinguished by this among other characters from Salicineæ ; and the same peculiarity separates the genuine genera of Dilleniaceæ, called Delimaceæ by Decandolle, from those of which Hibbertia is the representative.—Leaves which contain reservoirs of oily secretions, indicated by the presence of pellucid glands within their substance, are almost always universal in a given order. Thus, Myrtaceæ, properly so called, (with the exception of the paradoxical pomegranate,) are distinguished by these glands from Melastomaceæ ; in one genus of which, however, (Diplogenea,) slight traces of them are to be found : they are present in all Aurantiaceæ ; by this character Winteræ are distinguished from Magnoliaceæ, Amyrideæ from Connaraceæ, &c. &c. In the orders Phytolacceæ, Petiveraceæ, Labiatæ, and Zygophylleæ, there are, however, genera with and without pellucid dots.

At the base of some leaves are frequently found little membranous or foliaceous appendages called STIPULÆ, which are in fact leaves in an imperfect state of development. Their presence may therefore be understood to indicate a peculiar degree of composition in the leaves to which they belong, and they really indicate affinities in a very remarkable manner. In studying them, however, care must be taken not to confound genuine foliaceous appendages, to which alone the name of stipulæ properly appertains, with dilatations, or membranous or glandular processes of the petiole, such as are found in Ranunculaceæ, Grossulaceæ, Apocyneæ, Umbelliferæ, and others. The presence of stipulæ is universal in Cinchonaceæ, which are thus distinguished from Stellatæ, in Betulineæ, Salicineæ, Magnoliaceæ, Artocarpeæ, and many others : a particular modification of them, called the ochrea, is the peculiar distinction of Polygoneæ ; and they are universally absent in Myrtaceæ properly so called, Guttiferæ, Gentianeæ, Malpighiaceæ, and many others. The orders Cistineæ, Saxifrageæ, and Loganieæ, are among the very few cases in which genera exist both with and without stipulæ. (See Von Martius *Nov. Gen. et Sp.* 2. 135.)

The little starved leaves found at the base of many flowers, and technically called BRACTEÆ, are rarely employed as distinctions of orders, offering scarcely any modifications of importance. In Cruciferæ they are never present, and in Marcgraaviaceæ they are usually hollow, being folded together by their two edges, like the leaves of which carpella are formed.

Forms of INFLORESCENCE are occasionally, but not often, found characteristic of particular tribes. Thus all Compositæ, Calycereæ, and Dipsaceæ, have their flowers in heads ; all Umbelliferæ bear umbels ; all Labiatæ have axillary cymes called verticillastri ; all

Plantagineæ, Cyperaceæ, and Gramineæ, have dense simple imbricated spikes; all Betulineæ, Cupuliferæ, and Salicineæ, bear amenta or catkins; and most Coniferæ have a strobilus or cone; in the latter, however, the flowers are sometimes solitary, as in *Taxus*, and then the usual form of inflorescence is departed from.

The outer envelope of the flower, called the CALYX, is used in a variety of ways to distinguish orders; but the characters it affords are far from being of equal or uniform importance. Its absence implies the absence of the corolla also, which cannot possibly be present when the calyx is away, unless, as in *Compositæ*, it is obliterated by the pressure of surrounding bodies. By its absence all the orders called Achlamydeons are characterised, such as *Salicineæ*, *Piperaceæ*, *Saurureæ*, &c.; but in *Betulineæ* it is present in the male flowers, and in *Euphorbia* itself, among *Monochlamydeæ*, it is wholly wanting. These exceptions do not, however, affect the general importance of characters derived from its presence or absence. If it is unaccompanied by the corolla, plants are said to be *Monochlamydeous*; and this is a point of very uniform value. I know of no true *Monochlamydeous* orders in which the presence of a corolla forms an exception, unless the faucial scales of *Thymelææ* are considered the rudiments of a corolla.—The sepals or leaves of which it is composed are either distinct or combined; and from this circumstance characters are sometimes advantageously derived. Thus, in *Scleranthææ* the calyx is always monosepalous, and in *Chenopodeæ* it is as regularly polysepalous; but in *Caryophylleæ* both forms are observable.—The number of sepals is sometimes a character of importance, as in *Crucifereæ*, in which they are always 4, in *Papaveraceæ*, which have never more than 2, and in the greater part of *Endogenous* plants, which have usually 3. This character, however, requires to be used with circumspection, as there are many more instances of the number of sepals being variable than regular. Thus in *Lineæ* and *Malvaceæ* they are 3-4-5; in *Guttiferæ* they vary from 2 to 6; in *Homalineæ* from 5 to 15; and in *Samydeæ* from 3 to 7.—The æstivation of the calyx is always to be well considered, as certain forms are often among the best known indications of affinity. *Malvaceæ*, *Tiliaceæ*, *Elæocarpeæ*, *Tremandreeæ*, *Sterculiaceæ*, and *Bombaceæ*, have it exclusively valvate among polypetalous dicotyledons with hypogynous stamens; *Ternströmiaceæ* have the sepals constantly imbricated in a particular way; *Vites* have the lobes of the calyx distinct and wide apart from a very early period of their existence: but in *Penæaceæ* both valvate and imbricate æstivation exists.—In some plants the sepals are all of equal size; in others they are very unequal either in form, direction, or texture; in the former case they are said to be regular, in the latter irregular, and by this difference

certain orders are characterised. Thus Sapindaceæ and Polygaleæ have a calyx constantly irregular; many orders are constantly regular; but it frequently happens that both regular and irregular calyces co-exist in the same order, as in Rosaceæ, Labiatae, Leguminosæ, and a great many others.—In most orders the sepals occupy one series or verticillus only; others have them in two series, and this has not been found to be connected with any material differences otherwise; but when the number of series is increased much beyond two, they cease to be separately distinguishable, and form an imbricated calyx, which is frequently confounded with the corolla, as in Calycantheæ and Winterææ. I know of no order in which genera with an imbricated calyx of this kind and a calyx of the common kind co-exist. It is one of the principal points which separate Calycantheæ from Rosaceæ.—The most important character connected with the calyx is, however, its cohesion or non-cohesion with the ovarium; or, as botanists incorrectly call it, its being superior or inferior. Many orders are positively characterised by this, as Compositæ, Umbelliferæ, Caprifoliaceæ, Orchideæ, and very many more; and, as it usually happens that it exists without exception, it becomes one of the most useful means of distinction of which we are in possession. Pomaceæ are, for instance, by this means at once known from Rosaceæ, Scævoleæ from Brunoniaceæ, and Cinchonaceæ from Apocyneæ. No instance of a superior calyx has been found in Ranunculaceæ, Cruciferæ, Papaveraceæ, Rutaceæ, and a number of others. But there are some singular exceptions to this law. Thus, among Anonaceæ, an order with indefinite superior ovaria, we find Eupomatia, in which they are inferior. In Anacardiaceæ, which have almost universally a superior ovarium, a genus is said by Mr. Brown to exist in which it is inferior; in Melastomaceæ all degrees of cohesion take place between the calyx and the ovarium; and in Saxifrageæ this uncertainty of structure is still more remarkable. It should, however, be observed, that in the two latter orders the tendency to cohesion between the calyx and ovarium may be almost always ascertained by careful dissection; and even in Parnassia, an anomalous genus which is referred to Saxifrageæ, usually having an ovarium completely superior, there exists a species in which it is partially inferior. I have said that the difference between a superior and inferior calyx consists only in the cohesion of that organ with the ovarium in the one case, and its separation from it in another; and this is the view which is always taken of it, all that part which intervenes between the segments and the pedicel being considered the tube of the calyx. But I strongly suspect that we have yet to learn that theory has in this case carried botanists too far, and that there are cases in which the apparent origin of the

calyx is the real origin. Upon this supposition, what is now called the tube of the calyx may be sometimes a peculiar extension or hollowing out of the apex of the pedicel, of which we see an example in *Eschscholtzia*, and of which *Rosa* and *Calycanthus*, and perhaps all supposed tubes without apparent veins, may also be instances. In this case the whole of our ideas about superior and inferior calyxes will require modification. But upon this subject I cannot enter here: I have in the following Work spoken of these points of structure according to the received opinions of botanists.

The second floral envelope we call the **COROLLA**. It consists of a number of leaves equal to those of the calyx, and alternating with them; in addition to which they are usually coloured.—If the corolla is present, a plant is said to be *dichlamydeous*, and much importance is attached to this peculiarity; far more, I think, than it deserves. It constantly separates plants having much natural affinity, as *Euphorbiaceæ* far from *Rhamneæ*, *Amarantaceæ* widely from *Illecebreæ*; and it is also one to which there are numberless exceptions. This is, however, not the case with *monopetalous dicotyledons*, *Primulaceæ* and *Oleaceæ* being almost the only instances of orders among those which are truly *monopetalous*, containing *apetalous genera*.—The difference between a *monopetalous* and a *polypetalous corolla* is this, that in the one the leaves out of which the corolla is formed are distinct, and in the other united. Great value is attached to this, and it is in fact a difference of first-rate importance: thus, all *Ranunculaceæ*, *Rosaceæ*, *Cruciferae*, *Papaveraceæ*, *Terebintaceæ*, and a multitude of others, are, without exception, *polypetalous*; and all *Boragineæ*, *Labiatae*, *Scrophularineæ*, and *Bignoniaceæ*, are equally, without exception, *monopetalous*: but in the *polypetalous orders* of *Crassulaceæ*, *Diosmeæ*, *Polygaleæ*, *Ternströmiaceæ*, &c., there are many *monopetalous genera*; and *monopetalous Caprifoliaceæ* are usually associated with *Hedera* and *Cornus*, which are as much *polypetalous* as any other plants.—The *æstivation* of the corolla rarely furnishes characters connected with the natural properties of plants; nevertheless, *Compositæ* are essentially distinguished by their *valvate*, and *Asclepiadææ* and *Apocynææ* by their *contorted æstivation*, an exception to the one existing only in the genus *Leptadenia*, and in the other in *Gardneria*. The *æstivation* of both calyx and corolla has as yet received too little attention for its value to be judged of generally.—The *regularity* or *irregularity* of the corolla is most commonly important: thus, *Orchideæ*, *Polygaleæ*, *Bignoniaceæ*, *Fumariaceæ*, are *irregular* without exception; the *regular flowers* of *Boragineæ* will almost distinguish them from *Labiatae*, which have as frequently *irregular ones*; yet *Echium* in *Boragineæ* is *irregular*, and *Caprifoliaceæ* exhibit

all the gradations from a corolla of the most irregular form to one of the most perfect symmetry. In *Compositæ* both are found continually in the same head; and *Lobeliaceæ*, which may be almost always distinguished from *Campanulaceæ* by their irregularity, become nearly regular in *Isotoma*.—The venation of the petals is scarcely ever employed for distinction, little being at present known of it. *Compositæ* are distinguished by the peculiar arrangement of the veins of their corolla; and they are always oblique in *Hypericineæ*.

From within the corolla arise certain metamorphosed leaves, which are called the *SEXES* of plants. From the manner in which they are combined, good characters may sometimes be derived, but frequently no characters at all. Thus, *Xanthoxyleæ* are known from *Diosmeæ* and *Terebintaceæ* by their unisexual flowers; all *Euphorbiaceæ*, *Begoniaceæ*, *Amentaceæ*, *Coniferæ*, *Myriceæ*, are unisexual. But *Vites*, *Gramineæ*, *Cyperaceæ*, *Chenopodeæ*, *Umbelliferæ*, and even *Ranunculaceæ*, contain hermaphrodite and diclinous genera; and it is familiar to every one, that flowers of all these kinds (that is, male, female, and hermaphrodite), stand side by side in *Compositæ*.

Of these *sexes* the *STAMENS* are what are called the male organs, and are undoubtedly the apparatus by means of which vivification is communicated to the ovula or eggs. They either arise immediately from below the ovarium, having no adhesion to the calyx, when they are said to be *hypogynous*, or they contract an adhesion of greater or smaller extent with either the calyx or corolla, when they become *perigynous*, or, finally, they appear to proceed from the apex of an inferior ovarium, in which case they are named *epigynous*; but it is usually now understood that all stamens take their origin from below the ovarium; and if this opinion be well founded, there will be no material difference between those which are perigynous and those which are epigynous; and these two modifications are accordingly confounded together by most modern botanists. M. Ad. Brongniart, however, conceives epigynous stamens to be essentially distinct from perigynous, founding his opinion upon the genus *Raspailia*, which has a superior ovarium, from the top of which arise the stamens; but it is possible perhaps to explain this apparent anomaly. To the difference between perigynous and hypogynous stamens the French school attaches the greatest value, not being willing to admit any genus with hypogynous stamens into an order with perigynous ones, and *vice versú*; and there is somewhere an observation, that of such primary importance is this distinction, that while poisonous orders are to be known by their stamens being hypogynous, all in which they are perigynous are wholesome. Setting aside, however, this hypothesis, which has not the general applica-

tion that has been ascribed to it, there is no doubt that insertion of stamens does very often go along with essential differences of other kinds; for example, it distinguishes with precision Rosaceæ from Ranunculaceæ, Violaceæ from Passifloreæ, Reaumurieæ from Nitrariaceæ, Aurantiaceæ from Burseraceæ. But, on the other hand, there is not only frequently, as may be well supposed, so slight a degree of adhesion between the stamens and calyx as to render it difficult to say whether the former are perigynous or hypogynous, as in Galacineæ, Tamariscineæ, and many others; but there are orders which do really exhibit instances of both modes. Thus *Eschscholtzia* has decidedly perigynous stamens, and yet it is undoubtedly a genus of Papaveraceæ, the character of which is to have them hypogynous; and all kinds of gradations, from the one form to the other, are observable in Saxifrageæ. The stamens of *Macrostylis*, among the hypogynous order Diosmeæ, are manifestly perigynous. In Geraniaceæ the genus *Geranium* has the stamens hypogynous, and *Pelargonium* perigynous. Caryophylleæ are arranged among genera with hypogynous stamens, yet some of them (*Larbrea* and *Adenarium*) are perigynous; in Illecebreæ part of the genera are perigynous, and part hypogynous. The perigynous stamens of Turneraceæ divide them from Cistineæ, to which they are closely allied.—The manner in which the stamens cohere is sometimes an indication of affinity; for instance, they are monadelphous in Malvaceæ and Meliaceæ, diadelphous in great numbers of Leguminosæ, polyadelphous in Hypericineæ; but more commonly this character is unimportant, as in Malvaceæ themselves, which have sometimes distinct stamens; Leguminosæ, which have very often such; in Ternströmiaceæ, which have both united and disunited ones.—It not unfrequently occurs that the conversion of the petals into stamens takes place imperfectly, in which case a part of the stamens are said to be sterile, and this is sometimes a useful character for detecting affinities. Thus, in many Büttneriaceæ one-fifth are sterile and petaloid, in Galacineæ every other one, in Aquilarineæ two-thirds, in Bignoniaceæ the uppermost of 5 is rudimentary.—A peculiarity of a similar nature is the want of symmetry which sometimes exists between the petals or sepals, and stamens. Supposing the flower to be formed without abortion of any kind, and by a regular alternation of metamorphoses, as is usually the case, the petals will be always some multiple of the sepals, and the stamens of the petals; and of course any irregularity in this respect will destroy the supposed symmetry. This is often a point of much importance to observe; for example, in Boragineæ the stamens are always equal to the segments of the corolla, and the flowers of that order are consequently symmetrical; in Labiata, on the contrary, one at least of the stamens is constantly

missing, and the flowers are therefore regularly unsymmetrical, a character by which these orders may be constantly known, when the form of their corolla will not distinguish them. In Phytolacææ there is a constant tendency to a want of symmetry; and this is one of the characters by which that order is known from Chenopodeæ.

That part of the stamen which contains the fertilizing matter or pollen is known by the name of the ANTHER, and is a case usually consisting of two parallel or slightly diverging cells, containing pollen, and opening by a longitudinal fissure; but from this plan many deviations take place, which are of great value in determining affinities. Thus, all Malvaceæ, properly so called, and Epacrideæ, have but one cell; in Laurineæ and Berberideæ the valves are hinged by their upper margin; in Ericææ the pollen is emitted by pores; in Melastomaceæ the same takes place, along with a peculiar conformation of the lower part of the anther; in Hamamelideæ dehiscence is effected by the falling off of the face of the anthers: but in Solaneæ, the genera of which have usually their anthers bursting longitudinally, the genus *Solanum* itself opens by pores.—The mode in which the anther is united with the filament is sometimes taken into account, as in Anonaceæ, Nymphæaceæ, Humiriaceæ, and Aroideæ, or Typhaceæ, in which they are always adnate; and Gramineæ, in which they are as regularly versatile. But this modification appears of no great moment, nor indeed does any peculiarity of the connectivum, all kinds of forms of which are found in Labiataë; and even in the small order of Penæaceæ we have anthers with the connectivum excessively fleshy, and in the ordinary state.

POLLEN rarely affords any marks by which affinities are to be traced. The most remarkable deviations from it exist in Asclepiadeæ and Orchideæ; the former having it always in a state of concretion, resembling wax, by which they are known from Apocyneæ, and the latter having it frequently so, but also containing numerous genera, the pollen of which is scarcely distinguishable from its ordinary powdery state.

Immediately between the stamens and the ovarium is sometimes found a fleshy ring or fleshy glands, called a DISK, and supposed for very good reasons to represent an inner row of imperfectly developed stamens. The presence of this disk is constant in Umbellifereæ, Compositæ, Labiataë, Boragineæ, Rosaceæ, and many others, while its absence is equally universal in others. It is not, however, much used as a principal mark of distinction, its real value not having been yet ascertained. There are some highly curious modifications of it in Rhamneæ and Meliaceæ. It is a very remarkable fact, that in Gentianeæ and their allies, which have the pericarpial leaves right

and left with respect to the common axis of inflorescence, it is never truly present; while in Scrophularineæ and their allies, the pericarpial leaves of which are anterior and posterior, it is as uniformly present in one shape or other.

The last modification of leaves in the fructification consists in their conversion into what is called the female organ, or OVARIIUM; that is to say, into the case which contains the young seeds or ovules. Now that the structure of this part is well understood, we know that an ovarium either consists of one or several connected pericarpial leaves, called carpella, arranged around a common axis, or of several combined into a single body. Upon this difference the distinction depends of what I call apocarpous ovaria, or those of which the carpella are distinct; and syncarpous are those of which the carpella are compactly combined. These differences appear to me of much importance, and subject to as few exceptions as any modifications that botanists make use of. Thus Berberideæ are distinguished from Papaveraceæ, Nelumboneæ from Nymphæaceæ, Amyrideæ from Burseraceæ, Boragineæ from Ehretiaceæ, and the like. But, at the same time, it will be seen that cases exist of both forms being found in the same natural order, as Xanthoxyleæ. This, however, is rare.—The cohesion of the ovarium with the calyx, or its separation from it, has been already treated of in speaking of the calyx.—An ovarium may be either one-celled, in consequence of its consisting of a single carpellum, in which case it will belong to the apocarpous division; or it may consist of several carpella strictly cohering, and therefore syncarpous, but nevertheless one-celled, in consequence of the obliteration of the dissepiments. Peculiarities of this latter nature are almost always of ordinal importance, *at least if the placenta are parietal*; for instance, the latter is the structure of Papaveraceæ, Homalineæ, Flacourtiaceæ, Cucurbitaceæ, Papayacæ, and Violaceæ, to which there is no exception; but Caryophylleæ and Bruniaceæ, the usual structure of which is to be one-celled, have the placenta in the centre; and in both these orders there are genera, the ovarium of which contains several cells.—Another point that deserves particular attention is the relation borne to the axis of inflorescence by the pericarpial leaves, of which an ovarium is formed. What the exact value of this character may be, is not yet known; but it is certain that Gentianeæ and their allies have their principal leaves right and left of the axis, while Scrophularineæ and their allies, which are sometimes to be distinguished with difficulty, have the pericarpial leaves anterior and posterior with respect to the axis. Rosaceæ and Leguminosæ differ in a nearly similar way.—Connected with the apocarpous or syncarpous state of the ovarium is the union or separation of the styles, which, therefore, scarcely require distinct

mention. It is as well, however, to remark, that the separation of styles is commonly a sign of the apocarpous state of the ovarium, provided the latter is not very apparent otherwise; and the cohesion of the styles is constantly an evidence of the contrary; and in this view the Elder and Hydrangea tribes may be justifiably separated from Caprifoliaceæ.

The STIGMA seldom offers any good characters. In some cases, however, advantage is taken of it, as in Lineæ, the capitate stigmas of which distinguish them from Caryophylleæ, in which they occupy the whole inner face of the styles; and in Goodenoviæ, Scævoleæ, and Brunoniaceæ, there is a peculiar membranous appendage enveloping the stigma, and called an indusium, which distinguishes those orders from all others.

The number of the OVULA (that is to say, whether they are definite or indefinite,) is frequently an important difference, as, for example, between Campanulaceæ and Compositæ, Goodenoviæ and Scævoleæ; but while I think considerable value usually attaches to this, it must not be forgotten that there are exceptions to it in several instances, especially in Caprifoliaceæ, if Hydrangea really belongs to that order, and Fumariaceæ and Cruciferae.—The position of the ovula is much more essential than their number, and may be considered as one of the most valuable forms of structure that can be taken into account. It is uniform in Compositæ, Valerianæ, Umbelliferae, and others, and it constitutes an absolute distinction between Artocarpeæ and Urticeæ; but in Sanguisorbeæ, Pedalineæ, and Styraceæ, both erect and suspended ovules co-exist; this union of the two positions occurs in a most remarkable degree in Penæaceæ; and among Violaceæ, the genus *Conohoria* offers, according to M. A. St. Hilaire, (*Pl. Usuelles*, No. 10,) an instance of three kinds of direction in as many species; in *C. Lobolobo*, the ovula are ascending; in *C. Castaneæfolia*, they are suspended; and in *C. Rinorea*, one is suspended, one ascending, and the intermediate peritropal, or at right angles with the placenta.—The situation of the foramen of the ovulum is a circumstance which should always be taken into account, because it indicates with certainty the future position of the radicle, which it is of first-rate importance to ascertain, but which will be more properly spoken of in considering the value of distinctions drawn from that source.

The ripened ovarium is the FRUIT. The differences in its structure are of the same nature as those of the ovarium, and need not be repeated. Its texture and mode of dehiscence are the principal sources of distinctions, but they perhaps deserve as little attention as any of which botanists make use. It is true that the fruit of all Grossulaceæ is baccate, of all Labiate indehiscent, and

of all Primulaceæ capsular; but Marcgraaviaceæ, Melastomaceæ, Myrtaceæ, Ranunculaceæ, and Rosaceæ, and a crowd of other orders, contain both baccate and capsular, dehiscent and indehiscent genera.

The characters obtained from the position of the SEED are of the same value as those from the position of the ovula; in addition to which, the peculiarities of the testa are made use of. In some Monocotyledonous orders, as Asphodeleæ and Smilaceæ, the texture is employed as a mark of distinction; its being winged or otherwise distinguishes Meliaceæ from Cedreleæ, and the presence of a fungous swelling about the hilum is a good characteristic of Polygaleæ.—Linnean botanists make a distinction between naked and covered seeds, attributing the former character to Labiatæ, Boragineæ, &c.; but the sense in which they use the term is so manifestly erroneous, that botanists were at one time led to believe that no such things as naked seeds existed. It is now, however, known, from the accurate observations of Mr. Brown, that certain tribes of plants do exist in which the seeds are really naked, that is to say, susceptible of impregnation and maturation without the intervention of any pericarpial covering. These are Coniferæ and Cycadeæ, orders exceedingly remarkable in other respects, especially in the structure of their vascular tissue. In consequence of these peculiarities, they have been distinguished by A. Brongniart as a class of the same dignity as Dicotyledons and Monocotyledons. Without assenting to this proposition, to which I think there are great objections, it is impossible to doubt that the naked seeds of these orders constitute a secondary character of as much importance as any of which botanists have knowledge.

The substance which surrounds the embryo is called the ALBUMEN, and its absence or presence constitutes a valuable mark of distinction. There can be no doubt that when it exceeds the bulk of the embryo very considerably, as in Ranunculaceæ, Papaveraceæ, Umbelliferæ, Grasses, and the like, it is of such importance, that no plant destitute of albumen is likely to be found appertaining to such orders; but, on the other hand, I doubt very much whether its presence or absence deserves much attention in orders which are called by German botanists subalbuminous,—that is to say, where the embryo and albumen are of nearly equal bulk; for it should be remembered, that it always exists in seeds at some period of their existence, and that its remains may very well be expected to be found in almost any seeds; thus, in fact, both albuminous and exalbuminous seeds are found in Proteaceæ (*Brown in Linn. Trans.* 10. 36); and even in Rosaceæ, which are as free from remains of albumen as any order, it is said to be distinctly

present in *Neillia*, and in others traces are to be seen adhering to the inner membrane of the testa.—The texture of the albumen is frequently consulted with advantage: in all *Rubiaceæ* it is horny or fleshy; *Euphorbiaceæ*, oily; *Grasses*, *Polygoneæ*, *Chenopodeæ*, mealy; in *Annonaceæ*, it is ruminated, &c.; but among *Apocynææ*, which have solid albumen, it is ruminated in *Alyxia*.

The direction of the EMBRYO within the testa, which is indicated in the ovulum by the foramen, is one of the very few characters to which we know of no exceptions; and if it were a less obscure point of structure, it would consequently be one of the most useful. For example, in all *Cistineæ*, *Urticeæ*, and *Polygoneæ*, the radicle is not turned towards the hilum, as in other tribes, but takes an opposite direction; and these orders are distinguished from their allies by this, better than by any other known character.

The number of COTYLEDONS is generally believed to be one of the most important means of distinguishing the great natural divisions called *Monocotyledons*, *Dicotyledons*, and *Acotyledons*; and it is a most curious fact, that this goes along with anatomical structure. There are, however, plants among *Monocotyledons* with two cotyledons, as the common *Wheat*; and among *Dicotyledons* with only one, as *Penæa* and some *Myrtaceæ*; or even none, as *Cuscuta* and *Utricularia*; or several, as *Schizopetalon* in *Cruciferaæ*, *Benthamia* in *Boragineæ*, *Ceratophylleæ*, and most *Coniferaæ*.—To the relative position of the cotyledons there are not the same objections, whence the character of *Dicotyledons* has been found to consist in the cotyledons being opposite to each other; of *Monocotyledons*, in their being alternate with each other, if there is more than one; and of *Acotyledons*, in germination taking place from no particular point, rather than in their number.

The only remaining character of vegetation which I find it necessary to notice is a singular and very uncommon one, which distinguishes a few small families of plants. This consists in the presence of the remains of the AMNIOS around the embryo in its perfect state: the amnios always surrounds the embryo in an early state, but is most commonly absorbed before the formation of the embryo is completed; but in *Saurureæ*, *Piperaceæ*, and *Nymphæaceæ*, its remains surround the embryo in the form of a sac, which was mistaken by *Richard*, who did not understand its nature, for a peculiar appendage of the embryo, or rather for a particular form of the radicle,—an hypothesis which that distinguished botanist supported with great skill, but which is now generally abandoned.

I have now gone through the whole of the characters of which botanists make use in distinguishing and determining the affinities of plants, and I think it must be apparent that the difficulties

connected with the subject are neither slight nor easily to be overcome. If these observations are properly attended to, no one can be at a loss to understand, that to define any group of plants, of what rank soever, is impracticable; that differences of structure are of an uncertain and unequal value; and that the affinities of plants are never to be absolutely made out by solitary characters, but depend upon more or less intricate combinations, the power of judging of which is the same test of a skilful botanist, as an appreciation of symptoms is that of a physician.

General View of the following Analytical Table.

NATURAL DIVISIONS.

ARTIFICIAL DIVISIONS.

+Thalamifloræ. { †Apocarpæ.
 { ††Syncarpæ.
 ++Calycifloræ. { †Apocarpæ.
 { ††Syncarpæ.

*POLYPETALÆ.

**APETALÆ.
 ***ACHLAMYDEÆ.
 *****MONOPETALÆ.

1.—Angiospermæ.....

Sub-class I.—EXOGENÆ, OR
 DICOTYLEDONOUS
 PLANTS.

CLASS I.

VASCULARS,

OR

FLOWERING
 PLANTS.

Sub-class II.—ENDOGENÆ, { 1.—Glumacæ.
 OR MONOCOTYLE- {
 DONOUS PLANTS. { 2.—Petaloidæ.

2.—Gymnospermæ.

CLASS II.

CELLULARES,

OR

FLOWERLESS
 PLANTS.

1.—Filicoideæ.
 2.—Muscoideæ.
 3.—Aphyllæ.

ARTIFICIAL ANALYSIS

OF

THE ORDERS.

CLASS I.—VASCULARES, OR FLOWERING PLANTS.

Plants having distinct flowers and sexes.

SUB-CLASS I.—EXOGENÆ, OR DICOTYLEDONOUS PLANTS.

*Leaves reticulated. Stem with wood, pith, bark, and medullary rays.
Flowers with a quinary division. Cotyledons 2 or more, opposite.*

TRIBE I.—ANGIOSPERMÆ.

Seeds enclosed in a pericarpium.

* POLYPETALÆ.

Petals distinct.

† THALAMIFLORÆ.

Stamens hypogynous, or adhering to the sides of the ovarium. (Some Diosmeæ perigynous.)

‡ APOCARPÆ.

Carpella more or less distinct, sometimes solitary.

Flowers unisexual	-	-	-	-	-	23. MENISPERMÆE.
Flowers hermaphrodite.						
Fruits immersed in a fleshy disk	-	-	-	-	-	6. NELUMBONEÆE.
Fruits not immersed in a fleshy disk.						
Anthers bursting by valves curling backwards					-	22. BERBERIDÆE.
Anthers bursting by longitudinal slits.						
Stipulæ present.						
Leaves with transparent dots	-	-	-	-	-	17. WINTERÆE.
Leaves without dots	-	-	-	-	-	15. MAGNOLIACEÆ.
Stipulæ absent.						
Albumen ruminated	-	-	-	-	-	13. ANONACEÆ.
Albumen solid.						
Seeds with an arillus	-	-	-	-	-	16. DILLENIACEÆ.
Seeds without an arillus.						
Ovarium solitary	-	-	-	-	-	8. PODOPHYLLÆE.
Ovaria more than one.						
Leaves sheathing at the base	-	-	-	-	-	3. RANUNCULACEÆ.
Leaves with a taper petiole	-	-	-	-	-	7. HYDROPELTIDÆE.
Albumen none.						
Leaves with pellucid dots	-	-	-	-	-	11. AMYRIDÆE.
Leaves without pellucid dots.						
Stigmas capitate or terminal	-	-	-	-	-	110. CONNARACEÆ.
Stigmas linear. Petals sepaldoid	-	-	-	-	-	117. CORIARIÆE.

‡‡ SYNCARPE.

Carpella cohering in a solid (multilocular) pericarpium.

- ¶ Ovarium many-celled, with the ovula attached to the face of the dissepiments - - - - - } 5. NYMPHÆACEÆ.
- ¶¶ Ovarium 1-celled, with the ovula parietal.
Placentæ linear, contracted.
- Sepals 2.
Corolla regular - - - - - 4. PAPAVERACEÆ.
Corolla irregular - - - - - 10. FUMARIACEÆ.
- Sepals invariably 4.
Stamens tetradynamous. Disk glandular, or 0. } 9. CRUCIFERÆ.
Ovarium sessile - - - - - }
Stamens indefinite. Disk continuous, enlarged. } 11. CAPPARIDÆÆ.
Ovarium stalked - - - - - }
- Sepals 5 (occasionally varying to 4, 6, or 7).
Ovula with the foramen at the extremity opposite } 134. CISTINÆÆ.
the hilum - - - - - }
Ovula with the foramen at the extremity next the hilum.
Stamens indefinite - - - - - 135. BIXINÆÆ.
Stamens definite.
Vernation circinate - - - - - 137. DROSERACEÆ.
Vernation straight.
Capsule with loculicidal dehiscence.
Stipulæ present. Sepals distinct. } 130. VIOLACEÆ.
Seeds naked - - - - - }
Stipulæ absent. Sepals combined. } 142. TAMARISCINÆÆ.
Seeds comose - - - - - }
- Capsule with septicidal dehiscence.
Stipulæ 0. Sepals concrete - - - - - 141. FRANKENIACEÆ.
- Placentæ branched over the surface of the valves - - - - - 12. FLACOURTIACEÆ.
- ¶¶¶ Ovarium 2- or more-celled, with the ovula attached to the axis; or only 1-celled, with the ovula adhering to a placenta in the centre.
- Æstivation of the calyx valvate.
Anthers bursting by pores.
Petals lacerated, imbricate in æstivation - - - - - 30. ELÆOCARPEÆ.
Petals entire, involute in æstivation - - - - - 128. TREMANDREÆ.
- Anthers bursting longitudinally.
Filaments distinct. Disk glandular - - - - - 29. TILIACEÆ.
Filaments connate. Disk 0.
Anthers bilocular - - - - - 27. STERCULIACEÆ.
Anthers unilocular.
Stamens monadelphous - - - - - 24. MALVACEÆ.
Stamens penta- or polyadelphous - - - - - 26. BOMBACEÆ.
- Æstivation of the calyx imbricate or open.
Stamens indefinite.
Styles several.
Seeds smooth - - - - - 36. HYPERICINÆÆ.
Seeds villous - - - - - 37. REAUMURIEÆ.
- Style single.
Stigma peltate, petaloid, persistent - - - - - 136. SARRACENTIÆÆ.
Stigma not dilated, withering.
Anthers subulate, opening by a linear pore } 31. DIPTEROCARPEÆ.
at the apex - - - - - }
- Anthers opening longitudinally.
Leaves with stipulæ - - - - - 25. CHLENACEÆ.
Leaves without stipulæ.
Leaves compound - - - - - 99. RHIZOBOLEÆ.
Leaves simple.
Leaves opposite - - - - - 34. GUTTIFERÆ.
Leaves alternate.
Seeds indefinite - - - - - 35. MARCGRAAVIACEÆ.
Seeds definite - - - - - 32. TERNSTRÖMIACEÆ.
- Stamens definite.
Flowers unsymmetrical. (That is, the segments of the calyx, the petals, and the stamens, not regular multiples of each other.) *Anisomeria.*

- Sepals very unequal. Stamens irregularly arranged upon a hypogynous disk. (Petals usually with some interior appendage.) } 100. SAPINDACEÆ.
- Ovules definite, erect.
- Fruit dehiscent - - - 98. HIPPOCASTANEÆ.
- Fruit indehiscent.
- Stamens distinct - - - 101. ACERINEÆ.
- Stamens cohering at the base in a fleshy cup - - - } 94. HIPPOCRATEACEÆ.
- Ovules definite, pendulous - - - 68. OLACINEÆ.
- Ovary 1-celled, with a central columnar placenta.
- Stamens monadelphous. Fruit dehiscent - - - } 129. POLYGALÆÆ.
- Stamens distinct. One of the sepals spurred - - - } 124. TROPÆOLEÆ.
- Ovules indefinite - - - 126. BALSAMINEÆ.
- Flowers symmetrical. (That is, the segments of the calyx, the petals, and the stamens, regular multiples of each other.) *Isomeria*.
- Embryo coiled round mealy albumen - 140. CARYOPHYLLEÆ.
- Embryo straight, or a little curved; albumen, if present, not mealy.
- Stamens combined in a long tube; anthers subsessile.
- Seeds definite, not winged; anthers all fertile - - - } 105. MELIACEÆ.
- Seeds indefinite, winged; anthers partly sterile - - - } 106. CEDRELEÆ.
- Stamens distinct, except at the base; anthers with long filaments.
- Seeds indefinite.
- Embryo minute, in fleshy albumen - - - } 121. PITTOSPOREÆ.
- Embryo in the axis of fleshy albumen - - - } 123. OXALIDEÆ.
- Embryo destitute of albumen.
- Fruit drupaceous. Trees - 95. BREXICEÆ.
- Fruit capsular. Herbs - 143. ELATINEÆ.
- Seeds definite.
- Ovary deeply lobed, with the style arising from the base of the carpella, which are seated on a succulent receptacle - } 118. OCHNACEÆ.
- Ovary not seated on a succulent receptacle.
- Ovula erect - - - - - 104. VITES.
- Ovula pendulous.
- One of the sepals spurred - - - - - 125. HYDROCEREÆ.
- None of the sepals spurred.
- Leaves with pellucid dots.
- Fruit succulent - - - - - 108. AURANTIACEÆ.
- Fruit capsular or drupaceous.
- Flowers unisexual - - - - - 114. XANTHOXYLEÆ.
- Flowers hermaphrodite.
- Endocarp not separable from the sarcocarp - 116. RUTACEÆ.
- Endocarp separating from the sarcocarp as a 2-valved cocculus - - - } 115. DIOSMEÆ.
- Leaves without pellucid dots.
- Fruit 1-celled - - - - - 102. ERYTHROXYLEÆ.
- Fruit many-celled.
- Stamens arising from hypogynous scales.
- Leaves opposite, with stipula - - - 119. ZYGOPHYLLEÆ.
- Leaves exstipulate - - - - - 120. SIMARUBACEÆ.
- Stamens immediately hypogynous.
- Cotyledons shrivelled - - - - - 122. GERANIACEÆ.
- Cotyledons flat.
- Styles distinct. Stigmas capitate - 139. LINEÆ.
- Styles concrete, or nearly so.

Seeds without albumen. Connec-	}	103. MALPIGHIACEÆ.
tivum small - - -		
Seeds with albumen. Connectivum	}	107. HUMIRIACEÆ.
dilated - - -		

†† CALYCIFLORÆ.

Stamens perigynous; distinct from the corolla when it is monopetalous.

‡ APOCARPÆ.

Carpella distinct. In Pomacœ they cohere more or less; but the styles are distinct.

Calyx adhering more or less to the ovaria.

Stamens definite.

Herbaceous plants (without stipulæ)	-	-	38. SAXIFRAGEÆ.
Shrubs with opposite leaves (and interpetiolar stipulæ)	-	-	39. CUNONIACEÆ.

Stamens indefinite.

Fruit capsular. Seeds indefinite	-	-	40. BAUERACEÆ.
Fruit pomaceous. Seeds definite	-	-	74. POMACEÆ.

Calyx distinct from the ovarium.

Leaves with stipulæ.

Ovaria several	-	-	73. ROSACEÆ.
Ovaria solitary.	-	-	

Ovula peritropal. Fruit a legume

- - - - - 77. LEGUMINOSÆ.

Ovula erect - - - - - 76. CHRYSOBALANÆÆ.

Ovula suspended - - - - - 75. AMYGDALÆÆ.

Leaves without stipulæ.

Sepals numerous, imbricated - - - - - 18. CALYCANTHÆÆ.

Sepals in a single whorl.

Seeds definite, without albumen - - - - - 113. ANACARDIACEÆ.

Seeds indefinite, with albumen.

Ovarium with hypogynous scales. Vegetation } 147. CRASSULACEÆ.

succulent - - - - - }

Ovarium without hypogynous scales. Vegeta- } 38. SAXIFRAGEÆ (bis).

tion normal - - - - - }

†† SYNCARPÆ.

Carpella combined into a multilocular pericarpium.

¶ Ovarium superior.

Ovarium 1-celled, with parietal placenta.

Embryo in the midst of fleshy albumen.

Æstivation of the corolla twisted.

Throat of the calyx with a membranous corona - 132. MALESHERBIACEÆ.

Throat of the calyx without a membranous corona. 133. TURNERACEÆ.

Æstivation of the corolla imbricated - - - - - 131. PASSIFLOREÆ.

Embryo without albumen. Flowers rather irregular - 28. MORINGÆÆ.

Ovarium 1-celled, with the ovula not parietal, but either pendulous, or attached to a free central placenta.

Sepals 2. Stamens opposite the petals - - - - - 144. PORTULACEÆ.

Sepals 5. Stamens opposite the sepals - - - - - 150. ILLECEBREÆÆ.

Ovarium with several cells.

Calyx tubular, covering the fruit - - - - - 52. SALICARIÆ.

Calyx deeply divided or polysepalous.

Flowers regular.

Ovarium deeply lobed. Style lateral - - - - - 92. STACKHOUSEÆÆ.

Ovarium undivided. Style terminal.

Disk not developed.

Ovula indefinite.

Stamens all fertile. Petals concrete. } 145. FOUQUIERACEÆ.

(Succulent). - - - - - }

Stamens alternately barren - - - - - 146. GALACINÆÆ.

Ovula definite - - - - - 149. NITRARIACEÆ.

Disk developed.

Disk glandular - - - - - 69. CHAILLETIACEÆÆ.

Disk annular.

Stamens equal in number to the petals.

Stamens opposite the petals - - - - - 96. RHAMNÆÆ.

Stamens alternate with the petals.

	Leaves simple, without stipulæ	93. CELASTRINEÆ.
	Leaves compound, with stipulæ	97. STAPHYLEACEÆ.
	Stamens some multiple of the number of the petals.	
	Ovula in pairs	- - 112. BURSERACEÆ.
	Ovula solitary	- - 109. SPONDIACEÆ.
	Flowers irregular	- - 127. VOCHYACEÆ (<i>bis</i>).
☞☞	Ovarium inferior.	
☞	Ovarium 1-celled, with parietal placenta.	
	Stamens partly sterile. Petals and sepals dissimilar	- 51. LOASEÆ.
	Stamens all fertile.	
	Petals and sepals alike.	
	Vegetation normal	- - - 70. HOMALINEÆ.
	Vegetation succulent	- - - 46. CACTI.
	Petals and sepals different	- - - 45. GROSSULACEÆ.
☞	Ovarium with several cells, and the placenta in the axis; or, if with only one cell, then with the ovula not parietal, but erect or pendulous.	
	Sepals with a spur	- - - 127. VOCHYACEÆ.
	Sepals without a spur.	
	Leaves with pellucid dots (opposite and entire)	- 56. MYRTACEÆ.
	Leaves without pellucid dots.	
	Embryo lying on the outside of (mealy) albumen	148. FICOIDEÆ.
	Embryo in the axis of the seed.	
	Anthers inflexed in æstivation (long).	
	Leaves 1-ribbed. Cotyledons convolute. } Seeds few - - - - - }	55. MEMECYLEÆ.
	Leaves 3- or more ribbed. Cotyledons flat. } Seeds numerous - - - - }	54. MELASTOMACEÆ.
	Anthers not inflexed in æstivation (roundish).	
	Ovula indefinite.	
	Stamens indefinite.	
	Seeds without albumen	- - - 33. LECYTHIDEÆ.
	Seeds with albumen	- - - 43. PHILADELPHIÆ.
	Stamens definite.	
	Divisions of the calyx 5 (rarely 4)	44. ESCALLONIEÆ.
	Divisions of the calyx 4	- 47. ONAGRARIÆ.
	Ovula definite.	
	Ovula erect	- - - 49. CIRCÆACEÆ.
	Ovula pendulous.	
	Stamens equal to the sepals, or fewer.	
	Albumen wanting. (Cotyledons unequal)	- - } 50. HYDROCARYES.
	Embryo in the axis of albumen.	
	Sepals depauperated, with an open æstivation	- - } 48. HALORAGEÆ.
	Sepals imbricated. Ovarium half superior	- - } 41. BRUNIACEÆ.
	Embryo minute in the base of albumen.	
	Cells of ovary 2	- 2. UMBELLIFEREÆ.
	Cells of ovary more than 2	- - } 1. ARALIACEÆ.
	Stamens some multiple of the sepals.	
	Stipulæ present.	
	Leaves alternate. (Stipulæ deciduous)	- - } 42. HAMAMELIDEÆ.
	Leaves opposite. (Stipulæ interpetiolar)	- - } 53. RHIZOPHOREÆ.
	Stipulæ absent.	
	Cotyledons convolute. (Petals oblong)	- - } 57. COMBRETACEÆ.
	Cotyledons flat. (Petals linear)	- - } 58. ALANGIÆ.

☞ APETALÆ.

Petals usually absent.

☞ Ovula indefinite.

Ovarium with several cells.

Æstivation of the calyx valvate	-	-	-	62. ARISTOLOCHIÆ.
Æstivation of calyx imbricate.				
Flowers regular. Leaves exstipulate.	Ovarium	}	136.	NEPENTHÆÆ.
superior	-			
Flowers irregular. Leaves with large membranous	stipulæ	}	157.	BEGONIACEÆ.
stipulæ	-			
Ovarium with 1 cell, and parietal placentæ.				
Fruit indehiscent	-	-	-	63. CYTINÆÆ.
Fruit dehiscent.				
Flowers unisexual or deformed.				
Embryo straight	-	-	-	90. DATISCEÆ.
Embryo reniform	-	-	-	89. RESEDACEÆ.
Flowers hermaphrodite.				
Stamens perigynous. Leaves dotted	-	-	-	71. SAMYDEÆ.
Stamens hypogynous, unilateral	-	-	-	161. LACISTEMEÆ.
¶¶ Ovula definite.				
Their point of attachment at or near the apex of the cell.				
Valves of the anthers curling upwards	-	-	-	21. LAURINÆÆ.
Valves of the anthers bursting longitudinally.				
Ovaria several, distinct in each calyx	-	-	-	19. MONIMIÆÆ.
Ovaria single, sometimes lobed or spiked, unisexual. Ovula two or more in each cell.				
Flowers amentaceous.				
Ovarium inferior. Albumen 0	-	-	-	82. CUPULIFERÆ.
Ovarium superior. Albumen fleshy	-	-	-	31. STILAGINÆÆ.
Flowers collected upon a fleshy receptacle.			}	80. ARTOCARPEÆ.
Ovula always single in each cell	-	-		
Flowers (solitary), with loose inflorescence.				
Ovarium 4-celled	-	-	-	61. PENÆACEÆ (bis).
Ovarium 2-celled, indehiscent	-	-	-	79. ULMACEÆ.
Ovarium 3- or many-celled	-	-	-	88. EUPHORBIACEÆ.
Ovarium 1-celled.				
Calyx many-parted	-	-	-	165. CERATOPHYLLÆÆ.
Calyx tubular.				
Calyx superior	-	-	-	64. SANTALACEÆ.
Calyx inferior.				
Fruit 2-valved	-	-	-	67. AQUILARINÆÆ.
Fruit indehiscent.				
Leaves with stipulæ	-	-	-	72. SANGUISORBEÆ.
Leaves without stipulæ.				
Flowers naked	-	-	-	65. THYMELEÆÆ.
Flowers in an involu-	}	}	}	66. HERNANDIÆÆ.
cellum				
Their point of attachment at or near the base of the cell.				
Valves of the anthers curling upwards	-	-	-	20. ATHEROSPERMEÆ.
Valves of the anthers bursting longitudinally.				
Calyx superior	-	-	-	87. JUGLANDEÆ.
Calyx inferior.				
Stamens combined in a cylinder	-	-	-	14. MYRISTICÆÆ.
Stamens distinct.				
Embryo a homogeneous solid mass	-	-	-	61. PENÆACEÆ (bis).
Embryo with distinct radicle and cotyledons.				
Radicle at the end remote from the hilum.				
Stipulæ distinct	-	-	-	78. URTICEÆ.
Stipulæ ochreate	-	-	-	156. POLYGINEÆ.
Radicle next the hilum.				
Stamens hypogynous	-	-	-	158. NYCTAGINEÆ.
Stamens perigynous.				
Calyx tubular.				
Embryo curved round albumen	152.	SCLERANTHEÆ.		
Embryo straight.				
Stamens opposite the sepals	60.	PROTEACEÆ.		
Stamens alternate with the sepals	59.	ELEAGNEÆ.		
Calyx of several leaves, or deeply divided.				
Embryo without albumen	155.	PETIVERACEÆ.		
Embryo curved round albumen.				

Stamens opposite the sepals.		
Albumen mealy	-	154. PHYTOLACCEÆ.
Stamens alternate with the sepals.		
Calyx scarious, bracteolate	-	} 151. AMARANTACEÆ.
Calyx herbaceous, ebracteate	-	
		} 153. CHENOPODEÆ.
Embryo in the axis of fleshy albumen		91. EMPETREÆ.

*** ACHLAMYPDEÆ.

Calyx and corolla both absent, at least in the female flowers.

Ovary 2- or more-celled; or if 1-celled, with 2 placenta.

Seeds indefinite.

Flowers solitary	-	-	-	163. PODOSTEMEÆ.
Flowers amentaceous	-	-	-	84. SALICINEÆ.

Seeds definite.

Seeds pendulous	-	-	-	83. BETULINEÆ.
Seeds peltate	-	-	-	164. CALLITRICHINEÆ.
Seeds ascending	-	-	-	159. SAURUREÆ.

Ovary 1-celled, with but 1 placenta.

Ovules pendulous.

Leaves opposite. Flowers spiked	-	-	-	160. CHLORANTHEÆ.
Leaves alternate. Flowers amentaceous	-	-	-	85. PLATANEÆ.

Ovules erect.

Embryo naked. Flowers amentaceous	-	-	-	86. MYRICEÆ.
Embryo enclosed in a sac	-	-	-	162. PIPERACEÆ.

**** MONOPETALÆ.

Petals cohering in a tube.

¶ Ovary more or less inferior.

Ovary with parietal placenta.

Placenta 2. Corolla irregular. Albumen	-	-	-	209. GESNEREÆ.
Placenta 3. Corolla regular. Albumen 0	-	-	-	181. CUCURBITACEÆ.

Ovary with the placenta either in the axis, or at the apex, or the base.

Flowers gynandrous	-	-	-	177. STYLIDEÆ.
--------------------	---	---	---	----------------

Flowers not gynandrous.

Stigma with an indusium.

Seeds indefinite	-	-	-	176. GOODENOVIÆ.
Seeds definite	-	-	-	178. SCÆVOLEÆ.

Stigma naked.

Ovary 1-celled, with a definite number of ovules.

Ovules erect. Anthers connate	-	-	-	186. COMPOSITÆ.
-------------------------------	---	---	---	-----------------

Ovules pendulous.

Stamens alternate with the lobes of the corolla.

Anthers partly connate. Filaments monadelphous	-	-	-	} 187. CALYCEREÆ.
Anthers distinct.	-	-	-	

Seeds with albumen	-	-	-	184. DIPSACEÆ.
--------------------	---	---	---	----------------

Seeds without albumen	-	-	-	185. VALERIANEÆ.
-----------------------	---	---	---	------------------

Stamens opposite the lobes of the corolla	-	-	-	192. LORANTHEÆ.
---	---	---	---	-----------------

Ovary 2- or more-celled; or 1-celled, with indefinite ovules.

Leaves opposite.

With stipule	-	-	-	190. CINCHONACEÆ.
--------------	---	---	---	-------------------

Without stipule.

Seeds definite.

Radicle inferior	-	-	-	189. STELLATE.
------------------	---	---	---	----------------

Radicle superior	-	-	-	191. CAPRIFOLIACEÆ.
------------------	---	---	---	---------------------

Seeds indefinite	-	-	-	203. COLUMELLIACEÆ.
------------------	---	---	---	---------------------

Leaves alternate.

Ovules definite	-	-	-	167. STYRACEÆ.
-----------------	---	---	---	----------------

Ovules indefinite.

Corolla plaited, many-lobed	-	-	-	168. BELVISIACEÆ.
-----------------------------	---	---	---	-------------------

Corolla with not more than 5 lobes.

Flowers irregular	-	-	-	175. LOBELIACEÆ.
Flowers regular.	-	-	-	

	Fruit capsular - - - -	174. CAMPANULACEÆ.
	Fruit succulent - - - -	172. VACCINIÆÆ.
¶ ¶ Ovarium superior.		
☞ Flowers regular.		
Ovarium deeply 4-lobed - - - -	222. BORAGINÆÆ.	
Ovaria 2, cohering by their stigma - - - -	196. APOCYNÆÆ (<i>bis</i>).	
Ovarium entire.		
Ovarium 1-celled, without incomplete dissepiments.		
Placentæ 5, parietal - - - -	180. PAPAYACEÆ.	
Placenta free, central, single.		
Fruit indehiscent - - - -	206. MYRSINÆÆ.	
Fruit dehiscent - - - -	207. PRIMULACEÆ.	
Placentæ 2, parietal, or at the bottom of the cavity of the ovarium.		
Stigma with an indusium - - - -	179. BRUNONIACEÆ.	
Stigma naked.		
Ovulum solitary, pendulous from the tip of an umbilical cord - - - -	183. PLUMBAGINÆÆ.	
Ovula several, attached to two placentæ - - - -	226. HYDROPHYLLÆÆ.	
Ovarium 2- or more-celled; or, if 1-celled, with incomplete dissepiments.		
Ovula definite.		
Anthers 1-celled - - - -	171. EPACRIDÆÆ (<i>bis</i>).	
Anthers 2-celled.		
Stamens 2.		
Seeds pendulous - - - -	205. OLEACEÆ.	
Seeds erect - - - -	204. JASMINEÆÆ.	
Stamens 4; corolla scarious - - - -	182. PLANTAGINÆÆ	
Stamens 3, or 5, or more.	(<i>bis</i>).	
Seeds peltate - - - -	194. LOGANIACEÆ	
Seeds pendulous.	(<i>bis</i>).	
Seeds without albumen.		
Cotyledons plano-convex - - - -	223. HELIOTROPICÆÆ.	
Cotyledons plaited longitudinally - - - -	225. CORDIACEÆ.	
Seeds with albumen.		
Calyx and corolla, 5-lobed - - - -	224. EHRETIACEÆ.	
Calyx and corolla, 3-6-lobed.		
Stamens some multiple of the lobes of the corolla - - - -	202. EBENACEÆ.	
Stamens equal in number to the lobes of the corolla - - - -	166. ILCINÆÆ.	
Seeds erect or ascending.		
Corolla imbricated in aestivation. Cotyledons plano-convex.		
Seed-coat bony, with a long scar on one side - - - -	169. SAPOTÆÆ.	
Seed-coat membranous - - - - (<i>bis</i>)	200. POLEMONIACEÆ.	
Corolla plaited in aestivation. Cotyledons shrivelled - - - -	199. CONVULVULACEÆ.	
Ovula indefinite.		
Aestivation contorted.		
Corolla not agreeing in the number of its divisions with the calyx. Seeds peltate, sessile - - - -	193. POTALIACEÆ.	
Corolla agreeing with the calyx in the number of its divisions. Seeds attached to the placenta by a little cord.		
Pollen waxy. Stigma greatly dilated - - - -	195. ASCLEPIADEÆÆ.	
Pollen powdery. Stigma simple - - - -	196. APOCYNÆÆ.	
Aestivation imbricated, plaited, or valvate.		
Styles several - - - -	201. HYDROLEACEÆ.	
Style 1.		
Anthers 1-celled - - - -	171. EPACRIDÆÆ.	
Anthers 2-celled.		
Cells of the anther hard and dry, with appendages.		
Seeds apterous. Embryo in the axis of albumen. (Shrubs.) - - - -	170. ERICEÆÆ.	
Seeds winged. Embryo minute, at the base of albumen. (Herbs.) - - - -	173. PYROLACEÆÆ.	

Cells of the anther succulent, without appendages.			
Ovarium 3-celled	-	-	200. POLEMONIACEÆ.
Ovarium 2- or 4-celled.			
Filaments flaccid. Pericarp membranous, deliscing transversely	}		182. PLANTAGINÆÆ.
Filaments rigid. Pericarp hard or fleshy.			
Leaves alternate	-	-	213. SOLANÆÆ.
Leaves opposite.			
Æstivation valvate	-	-	198. SPIGELIACEÆ.
Æstivation imbricate or convolute.			
Stipulæ between the petioles	}		194. LOGANIACEÆ.
Stipulæ absent			
Stipulæ absent	-	-	197. GENTIANÆÆ.
☞ Flowers irregular.			
Ovarium deeply lobed	-	-	221. LABIATÆ.
Ovarium entire.			
Fruit indehiscent, or not opening by valves.			
Fruit 1-celled	-	-	188. GLOBULARINÆÆ.
Fruit 2- or 4-celled; the cells all normal.			
Radicle inferior	-	-	220. VERBENACEÆ.
Radicle superior.			
Ovules erect	-	-	219. SELAGINÆÆ.
Ovules pendulous	-	-	218. MYOPORINÆÆ.
Fruit with several cells, all of which beyond 2 are spurious	}		215. PEDALINÆÆ (<i>bis</i>).
Fruit dehiscent.			
Ovarium 1-celled, with a central placenta	-	-	208. LENTIBULARIÆ.
Ovarium 2-celled, or 1-celled, with two opposite parietal placenta.			
Albumen none.			
Seeds attached to rigid hooked processes	-	-	214. ACANTHACEÆ.
Seeds adhering immediately to the placenta.			
Seeds winged	-	-	217. BIGNONIACEÆ.
Seeds apterous.			
Fruit siliquose, 1-celled, or spuriously 2-celled	}		216. CYRTANDRACEÆ.
Fruit woody, short, spuriously 4- or 6-celled			
Fruit woody, short, spuriously 4- or 6-celled	}		215. PEDALINÆÆ.
Fruit woody, short, spuriously 4- or 6-celled			
Albumen present.			
Radicle pointing to the hilum.			
Ovarium 2-celled	-	-	211. SCROPHULARINÆÆ.
Ovarium with more cells than 2	-	-	170. ERICEÆ (<i>bis</i>).
Radicle pointing to the extremity of the seed which is most remote from the hilum.			
Embryo in the axis. Ovarium 2-celled	-	-	212. RHINANTHACEÆ.
Embryo minute in the apex. Ovarium 1-celled	}		210. OROBANCHEÆ.
Embryo minute in the apex. Ovarium 1-celled			

TRIBE II.—GYMNOSPERMIÆ.

Seeds destitute of a pericarpium.

Resinous. Leaves simple, Trunk branched	-	-	228. CONIFERÆ.
Mucilaginous. Leaves pinnated, Trunk unbranched	-	-	227. CYCADEÆ.

SUB-CLASS II.—ENDOGENÆ, OR MONOCOTYLEDONOUS PLANTS.

Leaves with parallel veins. Stem with no distinction of wood, bark, and pith. Flowers with a ternary division. Cotyledon 1; or, if 2, alternate.

TRIBE I.—PETALOIDEÆ.

Calyx and corolla both developed, in 3 or 6 divisions; or, if absent, then the sexual apparatus naked.

* TRIPETALOIDEÆ.

Calyx herbaceous. Corolla petaloid.

Ovarium superior.

Placentæ covering the whole lining of the carpella	-	230. BUTOMEÆ.
Placentæ occupying the inner suture of the carpella.		
Carpella several, distinct	-	229. ALISMACEÆ.
Carpella concrete.		
Capsule 3-celled, 3-valved	-	232. COMMELINEÆ.
Capsule 1-celled, with parietal placenta. (Flowers capitata)	-	233. XYRIDEÆ.
Ovarium inferior.		
Embryo exalbuminous. (Water plants.)	-	231. HYDROCHARIDEÆ.
Embryo albuminous.		
Stamens 6	-	234. BROMELIACEÆ.
Stamen 1.		
Anther 2-celled, terminal	-	241. SCITAMINEÆ.
Anther 1-celled, lateral	-	242. MARANTACEÆ.

** HEXAPETALOIDEÆ.

Calyx and corolla nearly equal in size, and uniform in colour; both fully developed and petaloid; (the number of divisions usually 3 or 6).

Ovarium inferior.

Stamens and style concrete	-	240. ORCHIDEÆ.
Stamens and style distinct.		
Stamens 3, opposite the sepals.		
Anthers turned outwards, bursting lengthwise	-	239. IRIDEÆ.
Anthers turned inwards, bursting transversely	-	236. BURMANNIÆ.
Stamens 5-6, or more; or if 3, opposite the petals.		
Flowers hermaphrodite.		
Veins of the leaves diverging from the midrib towards the margin	-	243. MUSACEÆ.
Veins of the leaves parallel with the midrib.		
Perianthium deeply parted, the sepals equitant with respect to the petals.		
Seeds rostellate, with a hard black coat.	-	235. HYPOXIDEÆ.
Flowers regular	-	
Seeds with a membranous, or soft spongy coat. Flowers more or less irregular	-	238. AMARYLLIDEÆ.
Perianthium tubular, the sepals not equitant	-	237. HÆMODOURACEÆ.
Flowers unisexual. Perianthium short, spreading	-	250. DIOSCOREÆ.
Ovarium superior.		
Anthers turned outwards	-	245. MELANTHACEÆ.
Anthers turned inwards.		
Perianthium irregular, involute after flowering	-	246. PONTEDEREÆ.
Perianthium regular.		
Fruit drupaceous, or fibrous. Albumen cartilaginous, or fleshy. Embryo included, remote from the hilum. Leaves divided	-	252. PALMEÆ.
Fruit capsular, or succulent. Embryo next the hilum. Leaves undivided.	-	

Perianthium subglumaceous. Testa pale and soft. Style 1. - - - - -	} 244. JUNCEÆ.
Perianthium coloured. Testa black and brittle. Style 1.	
Flowers from the axillæ of solitary bractea	247. ASPHODELEÆ.
Flowers surrounded by petaloid bractea -	248. GILLIESIÆ.
Perianthium dilated and coloured. Testa soft or spongy. Style 1. - - - - -	} 251. LILIACEÆ.
Styles 3 or 1, trifid. Testa membranous. Leaves broad. Stem often twining or branching	
Fruit capsular. Embryo external, remote from the hilum. Flowers glumaceous, capitate -	} 253. RESTIACEÆ.

*** SPADICEÆ.

Calyx and corolla absent, or imperfectly developed in the form of herbaceous scales, which are equal in size, and uniform in colour: (the number of scales usually 2 or 4).

Ovarium inferior - - - - -	-	257. BALANOPHOREÆ.
Ovarium superior.		
Flowers on a spadix.		
Fruit consisting of fibrous drupes, collected in parcels into many-celled pericarpia - - - - -	} 254. PANDANEÆ.	
Fruit simple, succulent or dry.		
Spadix in a spathe. Anthers subsessile, cordate. Segments of the perianthium sessile - - - - -	} 256. AROIDEÆ.	
Spadix naked, or nearly so. Anthers cuneate. Filaments long, lax. Segments of perianthium in the male flowers unguiculate - - - - -		
Flowers on a rachis, or solitary.		
Leafy and caulescent.		
Ovules pendulous - - - - -	-	258. FLUVIALES.
Ovules erect - - - - -	-	259. JUNCAGINEÆ.
Leafless and stemless - - - - -	-	260. PISTIACEÆ.

TRIBE II.—GLUMACEÆ.

Flowers destitute of true calyx and corolla, but enveloped in imbricated bractea.

Leafsheaths entire. Embryo undivided, included within the albumen. Stem angular - - - - -	} 262. CYPERACEÆ.
Leafsheaths slit. Embryo lenticular, on the outside of the albumen, with a naked plumula. Stem cylindrical - - - - -	
	} 261. GRAMINEÆ.

CLASS II.—CELLULARES.

Neither sexes, flowers, nor spiral vessels.

* FILICOIDEÆ.

A distinct axis and vascular system.

Reproductive organs in terminal cones - - - - -	-	263. EUISETACEÆ.
Reproductive organs dorsal, in theca or naked - - - - -	-	264. FILICES.
Reproductive organs in axillary theca - - - - -	-	265. LYCOPODIACEÆ.
Reproductive organs in theca enclosed within indehiscent involucre - - - - -	} 266. MARSILIACEÆ.	

** MUSCOIDÆ.

A distinct axis, but no vascular system.

Theca closed by an operculum	-	-	-	-	267. MUSCI.
Theca dehiscing without an operculum	-	-	-	-	268. HEPATICÆ.
Theca indehiscent, deciduous. Branches leafless and verticillate					269. CHARACEÆ.

*** APHYLLÆ.

Neither distinct axis nor vascular system.

Aerial; always growing exposed to the air.					
Sporules lying in superficial receptacles	-	-	-	-	270. LICHENES.
Sporules internal	-	-	-	-	271. FUNGI.
Aquatic; always growing under water	-	-	-	-	272. ALGÆ.



NATURAL ORDERS OF PLANTS.

CLASS I. VASCULARES, OR FLOWERING PLANTS.

COTYLEDONEÆ, *Juss. Gen.* p. 70. (1789).—EMBRYONATÆ, *Richard. Anal.* p. 50. (1808.)
 -- VASCULARES, *Dec. Fl. Fr.* 1. 63. (1815); *Lindl. Synops.* p. 3. (1829).—PIANEROGAMOUS or PHENOGAMOUS PLANTS of authors.

ESSENTIAL CHARACTER. — Substance of the plant composed of cellular tissue, woody fibre, ducts, and spiral vessels. *Leaves* composed of parenchyma, and of veins consisting of woody fibre and spiral vessels. *Cuticle* with stomata. *Flowers* consisting of floral envelopes, stamens, and pistilla. *Seeds* distinctly attached to a placenta, covered with a testa, and containing an embryo with one or more cotyledons; germinating at two fixed points, the plumula and radicle.

The presence of flowers, of spiral vessels, and of cuticular stomata, will at all times distinguish these from Cellulares, or flowerless plants, in which ducts sometimes exist, but which never have spiral vessels. Vasculares approach Cellulares by Podostemeæ, some of which resemble *Azolla* in habit, by Fluviales, which are near Algæ, especially by Coniferæ and Cycadeæ, which are closely akin to Lycopodiaceæ and Filices, and also by Casuarina, which must, in any natural ordination, stand near Equisetaceæ. Besides the more obvious points of difference just adverted to, Vasculares differ from Cellulares in their embryo; not, however, in the number of the cotyledons, as is generally supposed in consequence of the common names of Dicotyledones, Monocotyledones, and Acotyledones, but in the germination of the seeds of the two former always taking place from two fixed points, and in the latter from no fixed point.

Vasculares are divided into the sub-classes *Exogenæ* or *Dicotyledonous*, and *Endogenæ* or *Monocotyledonous* plants.

SUB-CLASS I. EXOGENÆ, OR DICOTYLEDONS.

DICOTYLEDONES, *Juss. Gen.* 70. (1789); *Desf. Mem. Inst.* 1. 473. (1796).—EXORHIZÆ and SYNORHIZÆ, *Rich. Anal.* (1808).—DICOTYLEDONEÆ or EXOGENÆ, *Dec. Theor.* p. 209. (1813).—PIANEROCOTYLEDONEÆ or SEMINIFERÆ, *Agardh. Aph.* 74. (1821.)

ESSENTIAL CHARACTER. — *Trunk* more or less conical, consisting of three parts, one within the other; viz. bark, wood, and pith, of which the wood is enclosed within the two others; increasing by an annual deposit of new wood and cortical matter between the wood and bark. *Leaves* always articulated with the stem, often opposite, their veins branching and reticulated. *Flowers*, if with a distinct calyx, often having a quinary division. *Embryo* with two or more opposite cotyledons, which often become green and leaf-like after germination; radicle naked, i.e. elongating into a root without penetrating any external case.

Their reticulated leaves, distinctly articulated with the stem, usually distinguish these plants from Endogenæ, from which they are also known by the following points: Exogenæ have a distinct deposition of pith, wood, and bark; Endogenæ have all these confounded: Exogenæ, if trees, are conical and branched (example, an Oak); Endogenæ are cylindrical and simple-

stemmed (example, a Palm). Besides which, the following characters, although far less absolute, deserve attention: Exogenæ in germination protrude their radicle at once; while in Endogenæ it is contained within the substance of the embryo, through which it ultimately bursts: Exogenæ have two or more cotyledons; Endogenæ have but one. Exogenæ approach Endogenæ by Grasses and Asphodeleæ, which branch like themselves, and by Smilacæ and Aroideæ, which have foliage resembling that of many Exogenæ. The number of divisions of their flower is hardly ever ternary, but usually some multiple of two, or four, or five. In this country the trees and shrubs, and larger herbaceous plants, are nearly all Exogenous; while our native Endogenæ are chiefly confined to grasses, sedges, orchises, bulbs, and submerged water-plants.

Exogenous plants have their seeds either enclosed in a pericarpium (*Angiospermæ*), or naked (*Gymnospermæ*).

TRIBE I. ANGIOSPERMÆ.

These comprehend all Exogenous plants the seeds of which are enclosed within a pod, or shell, or coat proceeding from the ovarium; in short, the whole of that sub-class, with the exception of Cycadeæ and Coniferæ. They are all fecundated through the medium of a stigma and style; while Gymnospermæ, having no stigma or style, have the vivifying influence of the pollen communicated directly to the seed through its foramen. The latter must not be confounded with the naked-seeded plants of Linnæus, which all belong to Angiospermæ, and which are either minute fruits, or divisions of a compound pistillum: they are always known by the presence of a style and stigma.

This tribe is divided into *Polypetalous*, *Apetalous*, *Achlamydeous*, and *Monopetalous* plants; of which the first three may be considered extremely artificial divisions if taken separately, but forming together a tolerably natural whole; while the Monopetalous division is also, in a great measure, natural. I shall therefore treat of Exogenæ under two heads only.

I. POLYPETALOUS, APETALOUS, AND ACHLAMYDEOUS PLANTS.

Polypetalous plants have both a calyx and corolla; Apetalous plants have only a calyx, without a corolla; and Achlamydeous ones have neither: but these distinctions are merely artificial, and even in that point of view very imperfect,—Polypetalous orders constantly containing Apetalous genera, and orders with the strictest natural affinity differing in the absence or presence of floral envelopes. Even Decandolle himself suggests (*Mémoire sur les Combretacées*, p. 2), that it is doubtful whether the division of Monochlamydeæ (which are the same as Apetalæ) is not entirely artificial.

While, therefore, I have availed myself of these differences in framing the diagnoses, and forming the artificial table, I have, in the following detailed account of the orders, thrown the three divisions together, so that the mutual relations of the orders may be obscured as little as possible. In using the artificial tables, if an Apetalous plant cannot be referred to any order of Apetalæ, its place should be sought for among Polypetalæ, to some order of which it will probably be found to be an exception: it is very little likely to belong to Monopetalæ, the Apetalous genera of which are extremely rare. There are no plants of Achlamydeæ with a calyx except some Betulinæ, the flowers of which have a membranous veinless covering, of the nature of a calyx.

These orders pass into Monopetalæ through Caprifoliacæ, among which *Hedera* is nearly allied to Araliacæ, and through Salicariæ which are very near Labiatæ, Meliacæ which touch upon Styracæ, and Passifloræ which stand next to Cucurbitacæ.

LIST OF THE ORDERS.

- | | | |
|---------------------|---------------------|----------------------|
| 1. Araliaceæ. | 56. Myrtaceæ. | 111. Amyrideæ. |
| 2. Umbelliferae. | 57. Combretaceæ. | 112. Burseraceæ. |
| 3. Ranunculaceæ. | 58. Alangiæ. | 113. Anacardiaceæ. |
| 4. Papaveraceæ. | 59. Elæagneæ. | 114. Xanthoxyleæ. |
| 5. Nymphaeaceæ. | 60. Proteaceæ. | 115. Diosmeæ. |
| 6. Nelumboneæ. | 61. Penæaceæ. | 116. Rutaceæ. |
| 7. Hydropeltideæ. | 62. Aristolochiæ. | 117. Coriariæ. |
| 8. Podophylleæ. | 63. Cytineæ. | 118. Ochnaceæ. |
| 9. Cruciferae. | 64. Santalaceæ. | 119. Zygophylleæ. |
| 10. Fumariaceæ. | 65. Thymelææ. | 120. Simarubaceæ. |
| 11. Capparideæ. | 66. Hernandiæ. | 121. Pittosporæ. |
| 12. Flacourtiæ. | 67. Aquilariæ. | 122. Geraniaceæ. |
| 13. Anonaceæ. | 68. Olacineæ. | 123. Oxalideæ. |
| 14. Myristicæ. | 69. Chailletiacæ. | 124. Tropæoleæ. |
| 15. Magnoliaceæ. | 70. Homalineæ. | 125. Hydrocereæ. |
| 16. Dilleniaceæ. | 71. Samydeæ. | 126. Balsamineæ. |
| 17. Winteræ. | 72. Sanguisorbeæ. | 127. Vochyaceæ. |
| 18. Calycanthæ. | 73. Rosaceæ. | 128. Tromandreæ. |
| 19. Monimiæ. | 74. Pomaceæ. | 129. Polygalæ. |
| 20. Atherospermeæ. | 75. Amygdalæ. | 130. Violaceæ. |
| 21. Laurineæ. | 76. Chrysobalanæ. | 131. Passifloreæ. |
| 22. Berberideæ. | 77. Leguminosæ. | 132. Malesherbiaceæ. |
| 23. Menispermæ. | 78. Urticæ. | 133. Turneraceæ. |
| 24. Malvaceæ. | 79. Ulmaceæ. | 134. Cistineæ. |
| 25. Cblenaceæ. | 80. Artocarpeæ. | 135. Bixineæ. |
| 26. Bombaceæ. | 81. Stilagineæ. | 136. Sarracenniæ. |
| 27. Sterculiaceæ. | 82. Cupulifera. | 137. Droseraceæ. |
| 28. Moringeæ. | 83. Betulinæ. | 138. Nepentheæ. |
| 29. Tiliaceæ. | 84. Salicinæ. | 139. Lineæ. |
| 30. Elæocarpeæ. | 85. Platanæ. | 140. Caryophylleæ. |
| 31. Dipterocarpeæ. | 86. Myriceæ. | 141. Frankeniaceæ. |
| 32. Ternströmiaceæ. | 87. Juglandæ. | 142. Tamariscineæ. |
| 33. Lecythideæ. | 88. Euphorbiaceæ. | 143. Elatineæ. |
| 34. Guttifera. | 89. Resedaceæ. | 144. Portulacæ. |
| 35. Mæragraiviaceæ. | 90. Datisceæ. | 145. Fouquieriaceæ. |
| 36. Hypericineæ. | 91. Empetrea. | 146. Galacineæ. |
| 37. Reaumurieæ. | 92. Stackhouseæ. | 147. Crassulaceæ. |
| 38. Saxifrageæ. | 93. Celastrineæ. | 148. Ficoideæ. |
| 39. Cunoniaceæ. | 94. Hippocrateaceæ. | 149. Nitriariæ. |
| 40. Baueraceæ. | 95. Brexiaceæ. | 150. Illebreæ. |
| 41. Bruniaceæ. | 96. Rhamneæ. | 151. Amarantaceæ. |
| 42. Hamamelideæ. | 97. Staphyleaceæ. | 152. Scleranthæ. |
| 43. Philadelphæ. | 98. Hippocastaneæ. | 153. Chenopodeæ. |
| 44. Escallonieæ. | 99. Rhizoboleæ. | 154. Phytolacceæ. |
| 45. Grossulaceæ. | 100. Sapindaceæ. | 155. Petiveraceæ. |
| 46. Cacti. | 101. Acerineæ. | 156. Polygonæ. |
| 47. Onagrariæ. | 102. Erythroxyloæ. | 157. Nyctagiaceæ. |
| 48. Halorageæ. | 103. Malpighiaceæ. | 158. Nectagineæ. |
| 49. Circæaceæ. | 104. Vites. | 159. Saurureæ. |
| 50. Hydrocaryes. | 105. Meliaceæ. | 160. Chlorantheæ. |
| 51. Loaseæ. | 106. Cedreleæ. | 161. Lacistemeæ. |
| 52. Salicariæ. | 107. Humiriaceæ. | 162. Piperaceæ. |
| 53. Rhizophoreæ. | 108. Aurantiaceæ. | 163. Podostemeæ. |
| 54. Melastomaceæ. | 109. Spondiaceæ. | 164. Callitrichineæ. |
| 55. Memecyleæ. | 110. Connaraceæ. | 165. Ceratophylleæ. |

I. ARALIACEÆ. THE ARALIA TRIBE.

ARALIÆ, *Juss. Gen.* 217. (1789).—ARALIACEÆ, *A. Richard in Dictionnaire Classique d'Histoire Naturelle*, 1. 506. (1822.)

DIAGNOSIS. Polypetalous dicotyledons, with definite perigynous stamens, concrete carpella, an inferior ovarium of several cells, pendulous solitary ovula, leaves sheathing at the base, umbellate flowers, and embryo in the base of fleshy albumen.

ANOMALIES. None.

ESSENTIAL CHARACTER.—*Calyx* superior, entire or toothed. *Petals* definite, 5 or 6, deciduous, valvate in aestivation. *Stamens* definite, 5 or 6, or 10 or 12, arising from within the border of the calyx, and from without an epigynous disk. *Ovarium* inferior, with more cells than 2; *ovula* solitary, pendulous; *styles* equal in number to the cells; *stigmas* simple. *Fruit* succulent, or dry, consisting of several 1-seeded cells. *Seeds* solitary, pendulous; *albumen* fleshy, having a minute *embryo* at the base, with its radicle pointing to the hilum.—*Trees, shrubs, or herbaceous plants*, with, in all respects, the habit of Umbelliferae.

AFFINITIES. Distinguished from Umbelliferae solely by their many-celled fruit and more shrubby habit. Connected with Caprifoliaceae through Hedera.

GEOGRAPHY. China, India, North America, and the Tropics of the New World, are the chief abodes of the species of this small order.

PROPERTIES. The Ginseng, which is the root of *Panax quinquefolium*, is much valued by the Chinese for its beneficial influence upon the nerves, and for other supposed properties. It is, however, discarded from European practice. *Ainslie*, 1. 154. There appears to be no reasonable doubt that the Ginseng has really an invigorating and stimulant power when fresh. The virtues that are ascribed to it by the Chinese, although perhaps imaginary to a great extent, are nevertheless founded upon a knowledge of its good effects; which, after the statements made by Father Jartoux, cannot reasonably be called in question. An aromatic gum resin is exuded by the bark of *Aralia umbellifera*, and others.

EXAMPLES. *Aralia, Gastonia, Panax.*

II. UMBELLIFERÆ. THE UMBELLIFEROUS TRIBE.

UMBELLIFERÆ, *Juss. Gen.* 213. (1789); *Koch in N. Act. Bonn.* 12. 73. (1824); *Dec. and Duby*, p. 213. (1823); *Lindl. Synops.* 111. (1829); *Dec. Mémoire* (1829.)

DIAGNOSIS. Polypetalous dicotyledons, with five perigynous stamens, concrete carpella, an inferior didymous ovarium with two styles and solitary pendulous ovula, leaves sheathing at the base, umbellate flowers, and a minute embryo in the base of fleshy albumen.

ANOMALIES. Sometimes there are three carpella.

ESSENTIAL CHARACTER.—*Calyx* superior, either entire or 5-toothed. *Petals* 5, inserted on the outside of a fleshy disk; usually inflexed at the point; aestivation imbricate, rarely valvate. *Stamens* 5, alternate with the petals, incurved in aestivation. *Ovarium* inferior, 2-celled, with solitary pendulous ovula; crowned by a double fleshy disk; *styles* 2, distinct; *stigmata* simple. *Fruit* consisting of 2 carpella, separable from a common axis, to which they adhere by their face (*the commissure*); each carpellum traversed by elevated *ridges*, of which 5 are primary, and 4, alternating with them, secondary; the ridges are separated by *channels*, below which are often placed, in the substance of the pericarp, certain linear receptacles of coloured oily matter, called *vitæ*. *Seed* pendulous, usually adhering inseparably to the pericarpium, rarely loose; *embryo* minute, at the base of abundant horny *albumen*; *radicle* pointing to the hilum.—*Herbaceous plants*, with fistular furrowed

stems. *Leaves* usually divided, sometimes simple, sheathing at the base. *Flowers* in umbels, white, pink, yellow, or blue, generally surrounded by an involucrem.

AFFINITIES. It is unnecessary to insist upon the relation of this order and Araliaceæ, which scarcely differ. With Saxifragæ it agrees in habit, if Hydrocotyle is compared with Chrysosplenium, and if the sheathing and divided leaves of the two orders are considered. To Geraniaceæ, Decandolle remarks that they are allied, in consequence of the cohesion of the carpella around a woody axis, and of the umbellate flowers which grow opposite the leaves, and also because the affinity of Geraniaceæ to Vites, and of the latter to Araliaceæ, is not to be doubted. To me it appears, that the most certain affinity of Umbelliferæ is with Ranunculaceæ, with which they agree in habit, in properties, in the presence of a large quantity of albumen, of solitary seeds in the carpella, a minute embryo, and distinct styles; and from which they differ in their inferior fruit and definite perigynous stamens, rather than in any thing else of real importance. The arrangement of this order has only within a few years arrived at any very definite state; the characters upon which genera and tribes could be formed were for a long while unsettled: it is, however, now generally admitted, that the number and development of the ribs of the fruit, the presence or absence of reservoirs of oil called vittæ, and the form of the albumen, are the leading peculiarities which require to be attended to. Upon this subject see Koch's *Dissertation*, Lagasca in the *Otiosas Españolas*, and Decandolle's *Mémoire*,—especially the last. I do not give the characters of the sub-orders or tribes, because they are rather to be considered artificial divisions than natural groups.

GEOGRAPHY. Natives chiefly of the northern parts of the northern hemisphere, inhabiting groves, thickets, plains, marshes, and waste places. According to the investigation of M. Decandolle, the following is the proportion of the order found in different parts of the world:—

In the Old World.....	663	} or {	In the northern hemisphere	679
In America	159			
In Australia	54			
In scattered islands	14			

PROPERTIES. The properties of this order require to be considered under two points of view: firstly, those of the vegetation; and, secondly, those of the fructification. The character of the former is, generally speaking, suspicious, and often poisonous in a high degree; as in the case of Hemlock, Fool's Parsley, and others, which are deadly poisons. Nevertheless, the stems of the Celery, the leaves of Parsley and Samphire, the roots of the Skirret, the Carrot, the Parsnep, and the tubers of *Cenanthe pimpinelloides* and *Bunium bulbocastanum*, are wholesome articles of food. The fruit, vulgarly called the seeds, is in no case dangerous, and is usually a warm and agreeable aromatic, as Caraway, Coriander, Dill, Anise, &c. From the stem, when wounded, sometimes flows a stimulant, tonic, aromatic, gummy-resinous concretion, of much use in medicine; as *Opoponax*, which is procured from *Pastinaca opoponax* in the Levant, and *Assafœtida* from the *Ferula* of that name in Persia. Gum ammoniac is supposed to be obtained from *Heracleum gummiferum*. It is a gum resin of a pale yellow colour, having a faint but not unpleasant odour, with a bitter, nauseous taste. Internally applied, it is a valuable deobstruent and expectorant. It is said by Dr. Paris to be, in combination with rhubarb, a useful medicine in mesenteric affections, by correcting viscid secretions. *Ainslie*, l. 160. The substance called Galbanum is produced by some plant of this order, which is supposed to be what botanists call *Bubon Galbanum*. It is a stimulant of the intestinal canal and uterus, and is found to allay that nervous irritability which often accompanies hysteria. *Ainslie*, l. 143. *Æthusa*

Cynapium has been found by Professor Ficinus, of Dresden, to contain a peculiar alkali, which he calls Cynopia. *Turner*, 654. The fruit of *Ligusticum ajawain* of *Rozeb.* is prescribed in India in diseases of horses and cows. *Ainslie*, I. 38.

EXAMPLES. *Chærophyllum*, *Pastinaca*, *Eryngium*, *Hydrocotyle*, &c.

III. RANUNCULACEÆ. THE CROW-FOOT TRIBE.

RANUNCULI, *Juss. Gen.* (1789).—RANUNCULACEÆ, *Dec. Syst.* I. 127. (1818); *Prodr.* I. 2. (1824); *Lindl. Synops.* p. 7. (1829.)

DIAGNOSIS. Polypetalous dicotyledons, with hypogynous stamens, anthers bursting by longitudinal slits, several distinct simple carpella, exstipulate leaves sheathing at their base, solid albumen, and seeds without arillus.

ANOMALIES. In *Garidella* and *Nigella* the carpella cohere more or less. In *Thalictrum*, some species of *Clematis*, and some other genera, there are no petals. *Pæonia* has a persistent calyx.

ESSENTIAL CHARACTER.—*Sepals* 3-6, hypogynous, deciduous, generally imbricate in æstivation, occasionally valvate or duplicate. *Petals* 5-15, hypogynous, in one or more rows, distinct, sometimes deformed in correspondence with metamorphosis in the stamens. *Stamens* indefinite in number, hypogynous; *anthers* adnate, in the true genera turned outwards. *Pistilla* numerous, seated on a torus, 1-celled or united into a single many-celled pistillum; *ovarium* one or more seeded, the *ovula* adhering to the inner edge; *style* one to each ovarium, short, simple. *Fruit* either consisting of dry nuts or caryopsides, or baccate with one or more seeds, or follicular with one or two valves. *Seeds* albuminous; when solitary, either erect or pendulous. *Embryo* minute. *Albumen* corneous.—*Herbs*, or very rarely *shrubs*. *Leaves* alternate or opposite, generally divided, with the petiole dilated and forming a sheath half clasping the stem. *Hairs*, if any, simple. *Inflorescence* variable.

AFFINITIES. This is an order which has a strong affinity with many others, some of which are widely apart from each other. Its most immediate resemblance is with *Dilleniaceæ*, *Magnoliaceæ*, and their allies, to which it approaches in the position, number, and structure of its parts of fructification generally, differing however in an abundance of particulars; as from *Dilleniaceæ*, in the want of arillus, deciduous calyx, and whole habit; from *Magnoliaceæ*, in the want of stipulæ, and sensible qualities; from *Papaveraceæ* and *Nymphæaceæ*, in the distinct, not concrete, carpella, watery, not milky, fluids, acrid, not narcotic, properties. More distant analogy may be traced with *Rosaceæ*, with which they agree in their numerous carpella, the number of their floral divisions and indefinite stamens; but differ in those stamens being hypogynous instead of perigynous, in the presence of large albumen surrounding a minute embryo, want of stipulæ and acrid properties. With *Umbellifereæ* they accord in the last particular, and also in their sheathing leaves, habit, and abundant albumen, with a minute embryo; but those plants differ in their calyx being concrete with the ovarium, and in their stamens being invariably definite; no doubt, however, can be entertained, that in any really natural arrangement *Ranunculaceæ* and *Umbellifereæ* should be placed near each other. Another analogy has been indicated by botanists between this order and *Alismaceæ*, with which it agrees in its numerous ovaria, and in habit; but that order is monocotyledonous. A great peculiarity of *Ranunculaceæ* consists in the strong tendency exhibited by many of the genera to produce their sepals, petals, and stamens, in a state different from that of other plants; as, for example, in *Delphinium*, *Aquilegia*, and *Aconitum*, in which they are furnished with

a spur, and in *Ranunculus* itself, which has a nectariferous gland at the base of the petals. An instance is described of the polypetalous regular corolla of *Clematis viticella* being changed into a monopetalous irregular one, like that of *Labiatae*. *Nor. Act. Acad. N. C.* 14. p. 642. t. 37.

GEOGRAPHY. The largest proportion of this order is found in Europe, which contains more than 1-5th of the whole; North America possesses about 1-7th, India 1-25th, South America 1-17th; very few are found in Africa, except upon the shores of the Mediterranean: eighteen species have, according to Decandolle, been discovered in New Holland. They characterise a cold damp climate, and are, when met with in the Tropics, found inhabiting the sides and summits of lofty mountains: in the lowland of hot countries they are almost unknown.

PROPERTIES. Acridity, causticity, and poison, are the general characters of this suspicious order, which, however, contains species in which those qualities are so little developed as to be innocuous. The caustic principle is, according to Krapfen, as cited by Decandolle, of a very singular nature; it is so volatile that, in most cases, simple drying, infusion in water, or boiling, are sufficient to dissipate it: it is neither acid nor alkaline: it is increased by acids, sugar, honey, wine, spirit, &c. and is only effectually destroyed by water. The leaves of *Knowltonia vesicatoria* are used as vesicatories in Southern Africa. *Ranunculus glacialis* is a powerful sudorific; *Aconitum Napellus* and *Cammarum* are diuretic. The *Hepatica*, *Actæa racemosa*, and *Delphinium consolida*, are regarded as simple astringents. *Dec.* The roots of several Hellebores are drastic purgatives; those of the perennial *Adonis*es are, according to Pallas, emmenagogues; and those of several *Aconitums*, especially *Napellus* and *Cammarum*, are acrid in a high degree. *Ibid.* The root of the *Aconitum* of India, one of the substances called Bikh, or Bish, is a most virulent poison. *Trans. Med. and Phil. Soc. Calc.* 2. 407. Authors are, however, not well agreed what the precise plant is which produces this Bikh, although all agree in referring it to *Ranunculaceæ*. In India, it seems there are three principal kinds of Bish, varying from each other in their properties, but all belonging to a genus which Dr. Hamilton refers to *Caltha*. According to this author, the Bishma, or Bikhma, is a strong bitter, very powerful in the cure of fevers: the Bish, Bikh, or Kodoya Bikh, has a root possessing poisonous properties of the most dreadful kind, whether taken into the stomach, or applied to wounds: the Nir Bishi, or Nirbikhi, has no deleterious properties, but is used in medicine. *Brewster*, 1. 250. For some important information on this Bikh, Vish, Visha, or Ativisha, which Dr. Wallich considers his *Aconitum ferox*, see *Plant. As. Rar.* vol. 1. p. 33. tab. 41. The root of *Pæony* is acrid and bitter, but is said to possess antispasmodic properties. *Ranunculus flammula* and *sceleratus* are powerful epispastics, and are used as such in the Hebrides, producing a blister in about an hour and a half. Their action is, however, too violent, and the blisters are difficult to heal, being apt to pass into irritable ulcers. *Ed. Ph. J.* 6. 156. Beggars use them for the purpose of forming artificial ulcers, and also the leaves of *Clematis recta* and *flammula*. From the seeds of *Delphinium staphysagria*, the chemical principle called Delphine was procured by MM. Lassaigne and Fenuelle; it exists in union with oxalic acid. *Ibid.* 3. 305. The root of *Hydrastis canadensis* has a strong and somewhat narcotic smell, and is exceedingly bitter; it is used in North America as a tonic, under the name of *Yellow root*. *Barton*, 2. 21. The root of *Coptis trifolia*, or Gold-thread, is a pure and powerful bitter, devoid of any thing like astringency; it is a popular remedy in the United States for aphthous affections of the mouth in children. *Ibid.* 2. 100. The wood and bark of *Xanthorrhiza apiifolia* are a very pure tonic bitter. The

shrub contains both a gum and resin, each of which is intensely bitter. *Ibid.* 2. 205. The seeds of *Nigella sativa* were formerly employed instead of pepper; those of *Delphinium Staphisagria* are vermifugal and caustic; those of *Aquilegia* are simply tonic. *Dec.*

M. Decandolle makes the following divisions in this order:—

I. TRUE RANUNCULACEÆ.

Anthers bursting outwardly.

§ 1. CLEMATIDEE.

Dec. Syst. 1. 131. (1818); *Prodr.* 1. 2. (1824.)

Æstivation of the calyx valvate, or induplicate. *Petals* none, or plane. *Carpella* indehiscent, 1-seeded, terminated by a bearded tail (which is the indurated style). *Seed* pendulous. *Leaves* opposite.

EXAMPLES. Clematis, Naravelia.

§ 2. ANEMONEÆ.

Dec. Syst. 1. 168. (1818); *Prodr.* 1. 10. (1824.)

Æstivation of calyx and corolla imbricated. *Petals* none, or plane. *Carpella* 1-seeded, indehiscent, usually terminated by a tail or point. *Seed* pendulous. *Leaves* radical, or alternate.

EXAMPLES. Anemone, Thalictrum.

§ 3. RANUNCULEÆ.

Dec. Syst. 1. 228. (1818); *Prodr.* 1. 25. (1824.)

Æstivation of calyx and corolla imbricated. *Petals* 2-lipped, or furnished with an interior scale at the base. *Carpella* 1-seeded, dry, indehiscent. *Seed* erect. *Leaves* radical, or alternate.

EXAMPLES. Ranunculus, Myosurus.

§ 4. HELLEBOREÆ.

Dec. Syst. 1. 306. (1818); *Prodr.* 1. 44. (1824.)

Æstivation of calyx and corolla imbricated. *Petals* either none, or irregular, 2-lipped, and nectariferous. *Calyx* petaloid. *Carpella* capsular, dehiscent, many-seeded.

EXAMPLES. Eranthis, Trollius, Aconitum.

II. SPURIOUS RANUNCULACEÆ.

Anthers bursting inwardly.

EXAMPLES. Actæa, Xanthorhiza, Pæonia.

IV. PAPAVERACEÆ. THE POPPY TRIBE.

PAPAVERACEÆ, *Juss. Gen.* 236. (1789) *in part*; *Dec. Syst.* 2. 67. (1813); *Prodr.* 1. 117. (1824); *Lindl. Synops.* 16. (1829.)

DIAGNOSIS. Polypetalous dicotyledons, with hypogynous stamens, concrete carpella, a 1-celled ovary, narrow parietal placentæ, 2 sepals, and a regular corolla.

ANOMALIES. *Bocconia* has no petals, and a monospermous capsule. *Hypeocum* has the inner petals 3-lobed. *Eschscholtzia* has perigynous stamens.

ESSENTIAL CHARACTER.—*Sepals* 2, deciduous. *Petals* hypogynous, either 4, or some multiple of that number, placed in a cruciate manner. *Stamens* hypogynous, either 8,

or some multiple of 4, generally very numerous, inserted in 4 parcels, one of which adheres to the base of each petal; *anthers* 2-celled, innate. *Ovarium* solitary; *style* short, or none; *stigmas* alternate with the placentæ, 2 or many; in the latter case stellate upon the flat apex of the ovarium. *Fruit* 1-celled, either pod-shaped, with 2 parietal placentæ, or capsular, with several placentæ. *Seeds* numerous; *albumen* between fleshy and oily; *embryo* minute, straight, at the base of the albumen, with plano-convex *cotyledons*.—*Herbaceous plants* or *shrubs*, with a milky juice. *Leaves* alternate, more or less divided. *Peduncles* long, 1-flowered; *flowers* never blue.

AFFINITIES. The siliquose-fruited genera, such as *Glaucium* and *Eschscholtzia*, indicate the near affinity of this order to *Cruciferae*, from which they differ in the want of a dissepiment to the fruit, in the stamens being indefinite, and in the presence of copious albumen. Through *Papaver* they approach *Nymphæaceae*, and through *Sanguinaria* *Podophylleae*, from all which they are distinguished with facility. Their relationship to *Fumariaceae* is more obscure, and is only to be understood by considering *Cruciferae* to be their connecting link. The anomalies in the order are of little importance, with the exception of *Eschscholtzia*, which has its stamens arising from the throat of a flatly campanulate calyx, instead of being hypogynous: this plant, however, may, instead of being an exception to the character, be considered as affording a proof that all is not calyx which intervenes between the base of the sepals and the base of the ovarium. I conceive that it would be more natural to understand the apparent base of the calyx of *Eschscholtzia* as a hollow apex of the peduncle; but if this be admitted, it will become doubtful whether many supposed tubes of the calyx are not hollowed peduncles also; as, for example, *Calycanthus*, *Rosa*, *Scleranthus*, *Margyricarpus*, &c. I have already made some remarks upon this subject in the Introduction, which see. A comparison of the structure of *Papaveraceae* and *Cruciferae*, by Mirbel, is to be found in the *Ann. des Sc.* 6. 266.

GEOGRAPHY. Europe, in all directions, is the principal seat of *Papaveraceae*, almost two-thirds of the whole order being found in it. Two species only are, according to Decandolle, peculiar to Siberia, three to China and Japan, one to the Cape of Good Hope, one to New Holland, and six to Tropical America. Several are found in North America, beyond the tropic; and it is probable that the order will yet receive many additions from that region. Most of them are annuals. The perennials are chiefly natives of mountainous tracts.

PROPERTIES. Every one knows what narcotic properties are possessed by the poppy, and this character prevails generally in the order. Their seed is universally oily, and in no degree narcotic. The oil obtained from the seeds of *Papaver somniferum* is found to be perfectly wholesome, and is, in fact, consumed on the continent in considerable quantity. It is also employed extensively for adulterating olive oil. Its use was at one time prohibited in France by decrees issued in compliance with popular clamour; but it is now openly sold, the government and people having both grown wiser. See *Ed. P. J.* 2. 17. *Meconopsis napalensis*, a Nipal plant, is described as being extremely poisonous, especially its roots. *Don. Prodr.* 98. The *Sanguinaria canadensis*, or Puccoon, is emetic and purgative in large doses, and in smaller quantities is stimulant, diaphoretic, and expectorant. *Barton*, 1. 37. The seeds of *Argemone mexicana* are used in the West Indies as a substitute for ipecacuanha; and the juice is considered by the native doctors of India as a valuable remedy in ophthalmia, dropt into the eye and over the tarsus; also as a good application to chancres. It is purgative and deobstruent. *Ainslie*, 2. 43. The Brazilians administer the juice of their *Cardo santo*, *Argemone mexicana*, to persons or animals bitten by serpents, but, it would appear, without much success. *Prince Max. Trav.* 214. The narcotic principle of opium is an alkaline substance, called Morphia. The same drug

contains a peculiar acid, called the Meconic; and a vegetable alkali, named Narcotine, to which the unpleasant stimulating properties are attributed by Magendie. *Turner*, 6. 47.

EXAMPLES. *Papaver*, *Chelidonium*, *Eschscholtzia*.

V. NYMPHÆACEÆ. THE WATER LILY TRIBE.

NYMPHÆACEÆ, *Salisbury*, *Ann. Bot.* 2. p. 69. (1805); *Dec. Propr. Med. ed.* 2. p. 119. (1816); *Syst.* 2. 39. (1821); *Prodr.* 1. 113. (1824); *Lindl. Synops.* 15. (1829.)

DIAGNOSIS. Polypetalous dicotyledons, with hypogynous stamens, concrete carpella, a many-celled ovarium, and ovula attached to the face of the dissepiments.

ANOMALIES. None.

ESSENTIAL CHARACTER. — *Sepals* and *petals* numerous, imbricated, passing gradually into each other, the former persistent, the latter inserted upon the disk which surrounds the pistillum. *Stamens* numerous, inserted above the petals into the disk, sometimes forming, with the combined petals, a superior monopetalous corolla; *filaments* petaloid; *anthers* adnate, bursting inwards by a double longitudinal cleft. *Disk* large, fleshy, surrounding the ovarium more or less. *Ovarium* polyspermous, many-celled, with the stigmata radiating from a common centre upon a sort of flat urceolate cap. *Fruit* many-celled, indehiscent. *Seeds* very numerous, attached to spongy dissepiments, and enveloped in a gelatinous arillus. *Albumen* farinaceous. *Embryo* small, on the outside of the base of the albumen, enclosed in a membranous bag; *cotyledons* foliaceous.—*Herbs*, with peltate or cordate fleshy leaves, arising from a prostrate trunk, growing in quiet waters.

AFFINITIES. There exists a great diversity of opinion among botanists as to the real structure of this order, and, consequently, as to its affinities. This has arisen chiefly from the anomalous nature of the embryo, which is not naked, as in most plants, but enclosed in a membranous sac or bag. By some, among whom was the late M. Richard, this sac or bag was considered a cotyledon, analogous to that of grasses, and enveloping the plumula; and hence the order was referred to Endogenæ, or Monocotyledons, and placed in the vicinity of Hydrocharidææ. By others, at the head of whom are Messrs. Mirbel and Decandolle, the sac is considered a membrane of a peculiar kind; and what Richard and his followers denominate plumula, is for them a 2-lobed embryo, wherefore they place the order in Exogenæ, or Dicotyledons. I do not think it worth citing all the arguments that have been adduced on each side the question, as botanists seem now to be generally agreed upon referring Nymphæaceæ to Dicotyledons. I observe, however, that Dr. Von Martius adheres to the opinion that Nymphæaceæ are monocotyledonous, and nearly related to Hydrocharidææ. See *Hortus Regius Monacensis*, p. 25. (1829.) Those who are curious to investigate the subject are referred to M. Decandolle's Memoir, in the first volume of the Transactions of the Physical and Natural History Society of Geneva. In this place it will be sufficient to advert briefly to the proof that is supposed to exist of their being Dicotyledons. In the first place, the structure of the stem is essentially that of Exogenæ. See Mirbel's examination of the anatomy of *Nuphar luteum*, in the *Annales du Muséum*, vol. 16. p. 20; and of *Nelumbium*, the close affinity of which with Nymphæaceæ no one can possibly doubt, in the same work, vol. 13. t. 34. In both these plants the bundles of fibres are placed in concentric circles, the youngest of which are outermost; but they all lie among a great quantity of cellular tissue: between each of these circles is interposed a number of air-cells, just as is found in *Myriophyllum* and *Hippuris*, both undoubted Dicotyledons in the opinion of every body.

except Link, who refers the latter to Endogenæ (see *Gewächsk.* 6. p. 288). Secondly, the leaves are those of Dicotyledons, and so is their convolute venation, which is not known in Monocotyledons, and their insertion and distinct articulation with the stem. Thirdly, the flowers of Nymphæaceæ have so great an analogy generally with Dicotyledons, and particularly with that of Magnoliaceæ, and their fruit with Papaveraceæ, that it is difficult to doubt their belonging to the same class. Fourthly, the reasons which have been offered for considering the embryo monocotyledonous, however plausible they may have appeared while we were unacquainted with the true structure of the ovulum of plants, have no longer the importance that they were formerly supposed to possess. The sac, to which I have already alluded, to which so much unnecessary value has been attached, and which was mistaken for a cotyledon by Richard, is no doubt analogous to the sac of Saururus and Piper, and is nothing more than the remains of the innermost of the membranous coats of the ovulum, usually indeed absorbed, but in this and similar cases remaining and covering over the embryo. Mr. Brown (*Appendix to King's Voyage*) considers it the remains of the membrane of the amnios. M. Decandolle assigns a further reason for considering Nymphæaceæ Dicotyledons, that they are lactescent, a property not known in Monocotyledons. But in this he is mistaken; *Limnocharis*, a genus belonging to Butomeæ, is lactescent. Independently of the peculiarities to which I have now alluded, this order is remarkable in some other respects. It offers one of the best examples which can be adduced of the gradual passage of petals into stamens, and of sepals into petals: if attentively examined, the transition will be found so gradual that many intermediate bodies will be seen to be neither precisely petals nor stamens, but both in part. The development of the disk, which is so remarkable in Nelumbonææ, takes place here in various degrees. In some, as in Nuphar, it is merely an hypogynous expansion, out of which grow the stamens and petals; in others, as *Nymphæa*, it elevates itself as high as the top of the ovarium, to the surface of which it is adnate, and as the stamens are carried up along with it, we have these organs apparently proceeding from the surface of the ovarium: in another genus, the *Barclaya* of Dr. Wallich, the petals are also carried up with the stamens, on the outside of which they even cohere into a tube, so that in this genus we have a singular instance of an inferior calyx and a superior corolla in the same plant. Supposing this order to be exogenous and dicotyledonous, a fact about which there appears to me to be no doubt, its immediate affinity will be with Papaveraceæ, with some genera of which it agrees in the very compound nature of the fruit, from the apex of which the sessile stigmas radiate, in the presence of narcotic principles and a milky secretion, and in the great breadth of the placentæ. They are also closely akin to Magnoliaceæ, with which they agree in the imbricated nature of the petals, sepals, and stamens; to Nelumbonææ their close resemblance is evident; with Ranunculaceæ they are connected through the tribe of Pæonies, with which they agree in the dilated state of the discus, which, in *Pæonia papaveracea* and *Moutan*, frequently rises as high as the top of the ovaria, and in the indefinite number of their hypogynous stamens; but in Ranunculaceæ the placentæ only occupy the edge of each of the carpella of which the fruit is made up; so that in *Nigella*, in which the carpella cohere in the centre, the seeds are attached to the axis, while in Nymphæaceæ the placentæ occupy the whole surface of each side of the individual carpella of which the fruit is composed. But if such are the undoubted immediate affinities of Nymphæaceæ, it is certain that some strong analogies exist between them and Hydrocharidææ, to the vicinity of which they are

referred by those who believe them to be Monocotyledonous. Taking *Nelumboneæ* for a transition order, they have some relation to *Alismaceæ*, the only monocotyledonous order in which there is an indefinite number of carpella in each flower, and to *Hydrocharideæ*, with which they agree in the structure, though not the veneration, of their leaves, and their habit. An analogy of a similar nature with this last may be also traced between them and *Menyantheæ*.

GEOGRAPHY. Floating plants, inhabiting the whole of the northern hemisphere, occasionally met with at the southern point of Africa, but generally rare in the southern hemisphere, and entirely unknown on the continent of South America.

PROPERTIES. The whole of this order has the reputation of being antiaphrodisiac, sedative, and narcotic,—properties not very clearly made out, but generally credited. Their stems are certainly bitter and astringent, for which reason they have been prescribed in dysentery. After repeated washings, they are capable of being used for food. *Dec.—A. R.*

EXAMPLES. *Nymphæa*, *Nuphar*.

VI. NELUMBONEÆ.

NYMPHÆACEÆ, § *Nelumboneæ*, *Dec. Syst.* 2. 43. (1821); *Prodr.* 1. 113. (1824.)

DIAGNOSIS. Polypetalous dicotyledons, with hypogynous stamens, distinct simple carpella immersed in a fleshy dilated torus, and floating leaves.

ANOMALIES. None.

ESSENTIAL CHARACTER.—*Sepals* 4 or 5. *Petals* numerous, oblong, in many rows, arising from without the base of the disk. *Stamens* numerous, arising from within the petals, in several rows; *filaments* petaloid; *anthers* adnate, bursting inwards by a double longitudinal cleft. *Disk* fleshy, elevated, excessively enlarged, enclosing in hollows of its substance the *ovaria*, which are numerous, separate, monospermous, with a simple style and stigma. *Nuts* numerous, half buried in the hollows of the disk, in which they are, however, loose. *Seeds* solitary, or rarely 2; *albumen* none; *embryo* large, with two fleshy cotyledons and a highly developed *plumula*, enclosed in its proper membrane.—*Herbs*, with peltate fleshy *leaves* arising from a prostrate trunk, growing in quiet waters.

AFFINITIES. Closely related to *Nymphæaceæ*, with which they are usually united. They differ entirely in the structure of their fruit, but agree in their foliage and flowers. The order consists of a single genus. See *Nymphæaceæ*.

GEOGRAPHY. Natives of stagnant or quiet waters in the temperate and tropical regions of the northern hemisphere, both in the Old and the New World; most abundant in the East Indies. They were formerly common in Egypt, but are now extinct in that country, according to Delile.

PROPERTIES. Chiefly remarkable for the beauty of the flowers. The fruit of *Nelumbium speciosum* is believed to have been the Egyptian bean of Pythagoras. The nuts of all the species are eatable and wholesome. The root, or, more properly, the creeping stem, is used as food in China.

EXAMPLE. *Nelumbium*.

VII. HYDROPELTIDÆ.

CABOMBEÆ, *Rich. Anal. Fr.* (1808.)—PODOPHYLLACEÆ, § *Hydropeltidæ*, *Dec. Syst.* 2. 36. (1821); *Prodr.* 1. 112. (1824.)

DIAGNOSIS. Polypetalous dicotyledons, with hypogynous stamens, anthers bursting by longitudinal slits, several distinct simple carpella, exstipulate floating leaves not sheathing at the base, solid albumen, and seeds without arillus.

ANOMALIES. None.

ESSENTIAL CHARACTER.—*Sepals* 3 or 4, coloured inside. *Petals* 3 or 4, alternate with the sepals. *Stamens* definite or indefinite, hypogynous, arising from an obscure torus; *anthers* linear, turned inwards, continuous with the filament. *Ovaria* 2 or more, terminated by a short style. *Fruit* indehiscent, tipped by the indurated style. *Seeds* definite, pendulous; *embryo* fungilliform, seated at the base of firm, somewhat fleshy albumen.—*Aquatic* plants, with floating leaves. *Flowers* axillary, solitary, yellow or purple.

AFFINITIES. Their nearest relation is to *Nymphæaceæ*, from which they are known by their definite seeds and distinct carpella. From *Podophylleæ*, to which they are united by *Decandolle*, they differ in their floating habit, definite seeds, and numerous ovaries. In the affinities of both these orders they otherwise partake. According to *Richard*, *Cabomba* is a monocotyledon: *Hydropeltis* is clearly related closely to *Caltha*.

GEOGRAPHY. American water-plants, found from *Cayenne* to *New Jersey*. The whole order consists of but two species.

PROPERTIES. Unknown.

EXAMPLES. *Hydropeltis*, *Cabomba*.

VIII. PODOPHYLLÆ.

PODOPHYLLACEÆ, § *Podophylleæ*, *Dec. Syst.* 2. 32. (1821); *Prodr.* 1. 111. (1824); *Von Martius H. Reg. Monac.* (1829); *a sect. of Papaveraceæ*.

DIAGNOSIS. Polypetalous dicotyledons, with hypogynous stamens, anthers bursting by longitudinal slits, a solitary simple carpellum, exstipulate leaves, solid albumen, and seeds without arillus.

ANOMALIES. None.

ESSENTIAL CHARACTER.—*Sepals* 3 or 4, deciduous or persistent. *Petals* in two or three rows, each of which is equal in number to the sepals. *Stamens* hypogynous, 12-18, arranged in two, three, or more rows; *filaments* filiform; *anthers* linear or oval, terminal, turned inwards, bursting by a double longitudinal line. *Torus* not enlarged. *Ovarium* solitary; *stigma* thick, nearly sessile, somewhat peltate. *Fruit* succulent or capsular, 1-celled. *Seeds* indefinite, attached to a lateral placenta, sometimes having an arillus; *embryo* small, at the base of fleshy albumen.—*Herbaceous* plants. *Leaves* broad, lobed. *Flowers* radical, solitary, white.

AFFINITIES. Very nearly allied to the herbaceous genera of *Berberidæ*, from which they scarcely differ, except in the dehiscence of their anthers. From *Papaveraceæ*, to which they have been recently referred by *Von Martius*, they are known by their watery, not milky, juice, by their solitary unilateral placentæ, and by their fleshy, not oily, albumen. From *Ranunculaceæ* they are divided, among other characters, by their anthers bursting inwardly; in which, however, they agree with *Decandolle's* spurious genera, which that author suspects might be better even referred to *Podophylleæ*. *Hydropeltidæ*, which are joined to them by that learned botanist, are here considered a distinct order.

GEOGRAPHY. All inhabitants of the marshes of North America.

PROPERTIES. The root of the May Apple, *Podophyllum peltatum*, is one of the most safe and active cathartics that is known. *Barton*, 2. 14. *Jeffersonia* is also purgative. *Decand.*

EXAMPLES. *Podophyllum*, *Jeffersonia*.

IX. CRUCIFERÆ. THE CRUCIFEROUS TRIBE.

CRUCIFERÆ, *Juss. Gen.* 237. (1789); *Dec. Mémoire sur les Crucifères (no date)*; *Syst.* 2. 139. (1821); *Prodr.* 1. 131, (1824); *Lindl. Synops.* 20. (1829.)

DIAGNOSIS. Polypetalous dicotyledons, with hypogynous tetradynamous stamens.

ANOMALIES. *Schizopetalum* has 4 cotyledons; sometimes the petals are abortive.

ESSENTIAL CHARACTER.—*Sepals* 4, deciduous, cruciate. *Petals* 4, cruciate, alternate with the sepals. *Stamens* 6, of which two are shorter, solitary, and opposite the lateral sepals, occasionally toothed; and four longer, in pairs, opposite the anterior and posterior sepals; generally distinct, sometimes connate, or furnished with a tooth on the inside. *Disk* with various green glands between the petals and the stamens and ovarium. *Ovarium* superior, unilocular, with parietal placenta usually meeting in the middle, and forming a spurious dissepiment. *Stigmata* two, opposite the placenta. *Fruit* a siliqua or silicula, 1-celled, or spuriously 2-celled; 1- or many-seeded; dehiscing by two valves separating from the replum; or indehiscent. *Seeds* attached in a single row by a funiculus to each side of the placenta, generally pendulous. *Albumen* none. *Embryo* with the radicle folded upon the cotyledons.—*Herbaceous* plants, annual, biennial, or perennial, very seldom suffruticose. *Leaves* alternate. *Flowers* usually yellow or white, seldom purple.

AFFINITIES. This order is among the most natural that are known, and its character of having what Linnæan botanists call tetradynamous stamens is scarcely subject to exception. It has a near relation to *Capparidæ*, *Papaveraceæ*, and *Fumariaceæ*. With *Capparidæ* it agrees in the number of the stamens of some species of that order, in the fruit having two placenta and a similar mode of dehiscence, and in the quaternary number of the divisions of the flower. To *Papaveraceæ* it approaches in the number of the petals, an unusual number to prevail in dicotyledonous plants, and again in the structure of the fruit of some genera of that order, such as *Glaucium* and *Chelidonium*. With the siliquose-fruited *Fumariaceæ* it has much analogy, and even with the whole of that order in the number of its petals, supposing the common opinion of the nature of the floral envelopes of *Fumariaceæ* to be correct, or in the binary division of its flower, from which the quaternary is only a slight deviation, upon the hypothesis I have suggested in speaking of that order.

Crucifera may be said to be characterised essentially by their deviation from the ordinary symmetry observable in the relative arrangement of the parts of fructification of other plants, — deviations which are of a very interesting nature. Their stamens are arranged thus: two stand opposite each of the anterior and posterior sepals, and one opposite each of the lateral sepals; there being 6 stamens to 4 sepals, instead of either 4 or 8, as would be normal. Now in what way does this arise? is the whorl of stamens to be considered double, one of the series belonging to the sepals, and one to the petals, and, of these, one imperfect? I am not aware of any such explanation having been offered, nor do I know of any better one. It appears to me that the outer series is incomplete, by the constant abortion of the stamens belonging to the anterior and posterior sepals. But it is in their fruit that

their great peculiarity consists. I transcribe the following observations upon this subject from the *Botanical Register*, fol. 1168, in which I have entered in some detail into the inquiry.

“It is well known, that in regularly-formed fruits the style or stigma universally and necessarily *alternates* with the placenta, for reasons which it would be superfluous to insist upon in this place. But in Cruciferæ the stigmata are *opposite* to the placentæ, terminating a sort of frame or replum, the two sides of which are often connected by a membranous septum, on the outside of which latter the ovula are arranged in a single row on each side; so that in many of the more highly developed plants of the order there are four placentæ opposed to each other by pairs, and forming the inner edge of each side of the replum, which itself terminates in the stigmas. To this replum is attached on each side a deciduous plate, or valve as it is called, which has no vascular connexion with either the replum, stigmata, or pedicel. In consequence of this singular arrangement of parts, it has been found extremely difficult to understand the exact nature of the Cruciferous pistillum, or to reduce it to the rules which are known to govern the formation of other compound pistilla.

“According to Mr. Brown, and, after him, to M. Decandolle, the pistillum of Cruciferæ is to be understood to consist of two confluent ovaria, united by their placentæ, two lamellæ from each of which project into the cavity of the ovarium, and, meeting in the centre, coalesce and form the septum. This, however, does not remove the difficulty of the stigmata being opposite the placentæ, instead of alternate with them. I am not aware that any explanation of this point has been published by Mr. Brown; but M. Decandolle (*Théorie Élémentaire*, ed. 1. p. 133) accounts for it thus. He assumes that there are several kinds of simple pistilla, some of which are not to be found in an isolated state, but the possible existence of which he conceives to be demonstrated by certain compound pistilla, that cannot be reduced to their simplest state without the admission of such a position. Among these supposititious simple pistilla is one called the *Siliquelle*, ‘which is formed originally of three pieces, the two lateral producing ovula on their inner surface, and the outer (intermediate) one bearing no ovula; pistilla of this description make up the fruit of Nymphæacææ, Papaveracææ, and Cruciferæ. When two pistilla of this kind are united by the external edge of their lateral pieces, they form those fruits which are said to have intervalvular placentæ; each of these double placentæ is elongated into a style or stigma, simple in appearance, but in reality formed by two half styles grown together.’

“To maintain this theory, it is necessary to assume, in the first place, the existence of a simple pistillum, of a structure not only entirely hypothetical, but opposed to all we know of vegetable organisation; and, in the next place, that the stigmata of the order, although so simple in appearance that no trace whatever of composition can be found in them, are, nevertheless, each composed of two half stigmata in a state of cohesion.

“To us this explanation has always been unsatisfactory. It was difficult to believe that rules of structure, well ascertained to be uniform in other plants, should be deviated from in Cruciferæ, especially when the irregularity observable in the arrangement of other parts of their flower was taken into account. It always appeared more probable, that the anomalous nature of the pistillum depended upon some irregularity corresponding to that of the stamens, than upon peculiar laws appertaining to Cruciferæ alone.

“This seems to be at length proved by *Eschscholtzia*, the fruit of which is so similar to that of Cruciferæ, that the uniformity of the laws under which they are both formed is not likely to be disputed. In this plant the pistillum is unilocular, with four stigmata, of which the two opposite ones are smaller

than the two others. Upon opening this pistillum we find that there are two parietal placentæ corresponding with the smaller stigmata, and that there are no placentæ opposite the larger stigmata; in other words, that it is formed of four simple pistilla, two of which are opposite and ovuliferous, with their placentæ in the usual place, alternating with themselves; and two nearly abortive, destitute of placentæ, consequently not ovuliferous, and so nearly suppressed by the superior energy of their two neighbours, that their existence would have been unknown but for the stigmata which indicate their presence. This is one way of understanding *Eschscholtzia*; but as the ovula are not inserted in the placentæ in a double row, but rather confusedly arranged in several rows, it may also be assumed that the lateral, imperfect, half-obliterated stigmata have a line of placentæ, with ovula appertaining to themselves, but so confounded with the placentæ of their lateral and more powerful neighbours, that, in consequence of their close approximation, they cannot be distinguished. We, however, incline to the former of these two opinions. Let this be as it may, upon either supposition, the structure of *Cruciferous pistilla* is, we think, susceptible of explanation. We shall, for convenience, reason upon the former of the two hypotheses.

“If we compare the fruit of *Eschscholtzia* and *Cruciferae*, we shall at first, perhaps, be led to believe that while they have a certain degree of resemblance in some points, they nevertheless differ widely in others of more importance: we find both of them with two opposite parietal placentæ, connected with a quaternary arrangement of the other parts of the flower, and that in both instances their placentæ are opposite to stigmata. But we also see that in *Cruciferae* dehiscence takes place by the separation of two valves from the sides of the siliqua, leaving the placentæ undivided; while in *Eschscholtzia* it takes place through each placenta, half of which, therefore, adheres to each edge of the two valves into which the fruit finally separates. But if we look into their structure a little more narrowly, we shall perhaps find that these differences are not only capable of reconciliation, but that they explain each other.

“The fruit of *Cruciferae* is separable into four parts; that is to say, into two valves without stigmata, and two double placentæ without valves: in *Eschscholtzia* there are two valves with placentæ and stigmata, and two stigmata without valves or placentæ. But suppose that the two valves of *Cruciferae* had stigmata, as they should have (and a tendency to produce which actually exists in *Iberis umbellata*), and that the two stigmata of *Eschscholtzia* had valves, as would be regular, what would then be the difference between the two? It would be reduced to nearly this: that in *Eschscholtzia* the two placentiferous pieces would occupy the greater part of the pericarpium, the two sterile valves being very small; while in *Cruciferae* the two placentiferous pieces would be very small, the chief part of the pericarpium being occupied by the sterile valves.”

Such was the idea I was led, by the curious structure of *Eschscholtzia*, to entertain in 1828, upon the fruit of *Cruciferae*. I am aware that it is possible to explain the peculiar economy of the replum of *Cruciferae* by that of *Carmichaelia*, and that the line of dehiscence in fruit is no evidence of the plan upon which it has been constructed. I also know that a less paradoxical way of understanding the structure of the Siliqua, is to take two confluent carpella, each of which has a 2-lobed or 2-horned stigma, for the type of such a fruit; upon which supposition each apparent stigma of the siliqua will be made up of two halves: and moreover I have been shewn by Mr. Brown some instances of monstrous formation, which seem to confirm such an opinion. Nevertheless, I wish to record, in this book, my view of the subject, whether it shall be ultimately found to be accurate or inaccurate, for

the following reasons. In the first place, it will shew young botanists how narrowly it is necessary for them to observe the structure of plants, and how indispensable it is to bear constantly in mind the analogies that exist between the formation of one plant and another; in the second place, by pursuing the discussion, I hope to induce some one to set the question at rest, by means of such demonstration as it is capable of receiving; and thirdly, I still retain my opinion, notwithstanding what I have seen and heard since it was formed; relying chiefly upon the peculiarities of *Eschscholtzia*, which seems to me to be so intimately connected with the question at issue, and so obviously formed upon the same plan as *Cruciferae*, whatever that plan may be, that what can be shewn to be true of one must be true of the other.

Almost all *Cruciferae* have the calyx imbricated in æstivation; but Mr. Brown has noticed (*Denham*, p. 7) that in *Savignya* and *Ricotia* it is valvate.

It is a very common character of *Cruciferae* to be destitute of bractea.

GEOGRAPHY. An order eminently European; 166 species are found in northern and middle Europe, and 178 on the northern shore or islands of the Mediterranean; 45 are peculiar to the coast of Africa, between Mogador and Alexandria; 184 to Syria, Asia Minor, Tauria, and Persia; 99 to Siberia; 35 to China, Japan, or India; 16 to New Holland and the South Sea Islands; 6 to the Isle of France and the neighbouring islands; 70 to the Cape of Good Hope; 9 to the Canaries or Madeira; 2 to St. Helena; 2 to the West Indies; 41 to South America; 48 to North America; 5 to the islands between North America and Kamtchatka; and 35 are common to various parts of the world. This being their general geographical distribution, it appears that, exclusive of species that are uncertain, or common to several different countries, about 100 are found in the southern hemisphere, and about 800 in the northern, or 91 in the new, and the rest in the old world. Finally, if we consider them with regard to temperature, we shall find that there are, —

In the frigid zone of the northern hemisphere.....	205
In all the tropics (and chiefly in mountainous regions).....	30
In the temperate zone	
{ of the northern hemisphere... 548 }	634
{ of the southern ditto 86 }	

Such were the calculations of Decandolle in 1821 (*Syst.* 2. 142). Although requiring considerable modification, especially in the Siberian and North American numbers, which are much too low, they serve to give a general idea of the manner in which the order is dispersed over the globe.

PROPERTIES. The universal character of *Cruciferae* is to possess antiscorbutic and stimulant qualities, combined with an acrid flavour. These are so uniform, that I shall only offer some very general remarks upon them; for which I am chiefly indebted to Decandolle's *Essai sur les Propriétés Médicales des Plantes*, to which I refer those who wish for more information. *Cruciferae* contain a great deal of azote, to which it is supposed is due their animal odour when rotting. Mustard, Cress, Horseradish, and many others, are extremely stimulating and acrid. The seeds of *Sinapis chinensis* are considered by Hindoo and Mahometan practitioners as stimulant, stomachic, and laxative. *Ainslie*, 1. 230. The seeds of one species of *Arabis* (*chinensis Rottler*) are prescribed by the Indian doctors as stomachic and gently stimulant; but they apprehend its bringing on abortion if imprudently given. *Ibid.* 2. 12. When the acrid flavour is dispersed among an abundance of mucilage, various parts of these plants become a wholesome food; such as the root of the Radish and the Turnip, the herbage of the Water-cress, the Cabbage, the Sea-kale, and the stems of various plants of the cabbage tribe. Prince Maximilian, of Wied Neuwied, relates that the Brazilian Indians use a kind of cress, which in taste resembles that of Europe, as a good remedy

for asthma. *Travels*, 1. 35. Their seeds universally abound in a fixed oil, which is expressed from some species, as the Rape, for various economical purposes.

Linnæus divided this order, which is the same as his Tetradynamia, by the form of the fruit, under two heads, bearing the names of Siliquosa and Siliculosa. More recently, divisions have been founded upon the nature of the plicature of the cotyledons, and the position of the radicle with respect to them. It is difficult to say what degree of importance really deserves to be attached to these characters, which are however in general use, and which will probably continue to be employed for the purpose of distinction.

The following are the modifications used by Decandolle:—

1. The cotyledons are flat, with the radicle lying upon their edges. (*Pleurorhizææ.*)

EXAMPLES. Cheiranthus, Arabis, Alyssum.

2. The cotyledons are flat, with the radicle lying upon their back. (*Notorhizææ.*)

EXAMPLES. Sisymbrium, Erysimum, Lepidium.

3. The cotyledons are folded lengthwise. (*Orthoploceææ.*)

EXAMPLES. Brassica, Sinapis, Vella.

4. The cotyledons are coiled up spirally. (*Spirolobceææ.*)

EXAMPLES. Bunias, Erucaria.

5. The cotyledons, instead of being coiled up spirally, or folded lengthwise, are bent double. (*Diplecolobceææ.*)

EXAMPLES. Heliophila, Subularia.

X. FUMARIACEÆ. THE FUMITORY TRIBE.

FUMARIACEÆ, *Dec. Syst.* 2. 105. (1821); *Prodr.* 1. 125. (1824); *Lindl. Synops.* 18. (1829.)

DIAGNOSIS. Polypetalous dicotyledons, with a definite number of hypogynous diadelphous stamens, concrete carpella, a 1-celled ovary, narrow parietal placenta, 2 sepals, and an irregular corolla.

ANOMALIES. /

ESSENTIAL CHARACTER.—*Sepals* 2, deciduous. *Petals* 4, cruciate, parallel; the 2 outer, either one or both, saccate at the base; the 2 inner callous and coloured at the apex, where they cohere and enclose the anthers and stigma. *Stamens* 6, in two parcels, opposite the outer petals, very seldom all separate; *anthers* membranous, the outer of each parcel 1-celled, the middle one 2-celled. *Ovary* superior, 1-celled; *ovula* horizontal; *style* filiform; *stigma* with two or more points. *Fruit* various; either an indehiscent 1- or 2-seeded nut, or a 2-valved polyspermous pod. *Seeds* horizontal, shining, with an arillus. *Albumen* fleshy. *Embryo* minute, out of the axis; in the indehiscent fruit straight; in those which dehisce somewhat arcuate.—*Herbaceous plants*, with brittle stems and a watery juice. *Leaves* usually alternate, multifid, often with tendrils. *Flowers* purple, white, or yellow.

AFFINITIES. The following are M. Decandolle's remarks upon this subject (*Syst.* 2. 106.):—"Fumariaceæ are very near Papaveraceæ, on account of their 2-leaved deciduous calyx, of the structure of the fruit of such species as dehisce, and of their fleshy albumen; but they differ, firstly, in their juice being watery, instead of milky; secondly, in their petals being usually irregular and in cohesion with each other; thirdly, in their diadelphous stamens, which bear indifferently 1- and 2-celled anthers." The same learned writer also points out the affinity that exists between them and Crucifereæ, which differ chiefly in the arrangement of their stamens, in the number of the leaves of the calyx, in their regular petals and exalbuminous seeds. I am, however, inclined to suspect, that the floral envelopes of Fumariaceæ are not rightly described.

I am by no means sure that it would not be more consonant to analogy to consider the parts of their flower divided upon a binary plan; thus understanding the outer series of the supposed petals as calyx, and the inner only as petals; while the parts now called sepals are perhaps more analogous to bractæ; an idea which their arrangement, and the constant tendency of the outer series to become saccate at the base, which is not uncommon in the calyx of Cruciferae, but never happens, as far as I know, in their petals, would seem to confirm. Of this, some further evidence may be found in the stamens. These are combined in two parcels, one of which is opposite each of the divisions of the outer series, and consists of one perfect 2-celled anther in the middle and two lateral 1-celled ones: now, supposing the lateral 1-celled anthers of each parcel to belong to a common stamen, the filament of which is split by the separation of the two parcels, an hypothesis to which I do not think any objection can be entertained, we shall find that the number of stamens of Fumariaceæ is 4, one of which is before each of the divisions of the flower; an arrangement which is precisely what we should expect to find in a normal flower consisting of 2 sepals and 2 petals, and the reverse of what ought to occur if the divisions of the flower were really all petals, as has been hitherto believed.

The economy of the sexual organs of Fumariaceæ is remarkable. The stamens are in two parcels, the anthers of which are a little higher than the stigma; the two middle ones of these anthers are turned outwards, and do not appear to be capable of communicating their pollen to the stigma; the four lateral ones are also naturally turned outwards, but by a twist of their filament their face is presented to the stigma. They are all held firmly together by the cohesion of the tops of the flower, which, never unclosing, offer no apparent means of the pollen being disturbed, so as to be shed upon the stigmatic surface. To remedy this inconvenience, the stigma is furnished with two blunt horns, one of which is inserted between and under the cells of the anthers of each parcel, so that without any alteration of position on the part of either organ, the mere contraction of the valves of the anthers is sufficient to shed the pollen upon that spot where it is required to perform the office of fecundation.

This order offers every gradation, from monospermous to polyspermous fruit, and between indehiscence, as in *Fumaria* itself, and dehiscence, as in *Corydalis*.

GEOGRAPHY. Their principal range is in the temperate latitudes of the northern hemisphere, where they inhabit thickets and waste places. Two are found at the Cape of Good Hope.

PROPERTIES. The character of Fumariaceæ is, to be scentless, a little bitter, in no degree milky, and to act as diaphoretics and aperients. *Dec.* The root of *Fumaria cava* and *Corydalis tuberosa* has been found to contain a peculiar alkali called Corydalin. *Turner*, 653.

EXAMPLES. *Fumaria*, *Diclytra*, *Corydalis*.

XI. CAPPARIDEÆ. THE CAPER TRIBE.

CAPPARIDEÆ, *Juss. Gen.* 242. (1789); *Ann. Mus.* 13. 474. (1811); *Dec. Prodr.* 1. 237. (1824).

DIAGNOSIS. Polypetalous dicotyledons, with hypogynous stamens, concrete carpella, a 1-celled pedicellate ovarium, narrow simple parietal placenta, a continuous enlarged disk, and reniform seeds.

ANOMALIES. Some species of *Nieuburgia*, *Mærua*, *Boscia*, *Cadaba*, and *Thylacium*, have no petals. The stamens are occasionally tetradynamous, according to Decandolle.

ESSENTIAL CHARACTER.—*Sepals* 4, either nearly distinct, equal, or unequal, or cohering in a tube, the limb of which is variable in form. *Petals* 4, cruciate, usually unguiculate and unequal. *Stamens* almost perigynous, very seldom tetradynamous, most frequently arranged in some high multiple of a quaternary number, definite or indefinite. *Disk* hemispherical, or elongated, often bearing glands. *Ovarium* stalked; *style* none, or filiform. *Fruit* either podshaped and dehiscent, or baccate, 1-celled, very rarely 1-seeded, most frequently with 2 polyspermous placentæ. *Seeds* generally reniform, without albumen, but with the lining of the testa umid, attached to the margin of the valves; *embryo* incurved; *cotyledons* foliaceous, flattish.—*Herbaceous plants, shrubs, or even trees*, without true stipulæ, but sometimes with spines in their place. *Leaves* alternate, stalked, undivided, or palmate. *Flowers* in no particular arrangement.

AFFINITIES. Distinguished from *Cruciferae* by their stamens being often indefinite, if definite never tetradynamous, or scarcely ever, and by their reniform seeds. They are related to *Passifloreae* in their stipitate ovarium, and fleshy indehiscent fruit with parietal polyspermous placentæ; and to *Flacourtiaceae* in the structure of their fruit, parietal placentæ, and indefinite stamens; from these last they are known by their narrow placentæ, exalbuminous seeds and peculiar habit; and from the former by a number of obvious characters. Mr. Brown remarks (*Denham*, 15,) that some species of *Capparis*, of which *C. spinosa* is an example, have as many as 8 placentæ.

GEOGRAPHY. These are chiefly found in the tropics and in the countries bordering upon them, where they abound in almost every direction. Of the capsular species, a single one, *Cleome violacea*, is found in Portugal; another, *Polanisia graveolens*, occurs as far to the north as Canada; and one or two others are met with in the southern provinces of the United States. Of the fleshy-fruited kinds, the common *Caper*, *Capparis spinosa*, a native of the most southern parts of Europe, is that which approaches the nearest to the north; Africa abounds in them.

PROPERTIES. M. Decandolle compares *Capparidæe* with *Cruciferae* in regard to their sensible qualities; and they no doubt resemble each other in many respects; for instance, the *Capers* are stimulant, antiscorbutic, and aperient; the bark of the root of the *Caper* passes for a diuretic; and several species of *Cleome* have a pungent taste, like that of mustard. The root of *Cleome dodecandra* is used as a vermifuge in the United States. *Cleome icosandra* acts as a vesicatory, and is used in Cochin China as a sinapism. Dancer states that the bark of the root of *Crateva gynandra* blisters like *Cantharides*. *Ainslie*, 2. 88. But there is an exception to this in a plant called *Fruta de Burro*, which is found in the neighbourhood of Carthage, the fruit of which is extremely poisonous. It is supposed to be a species of *Capparis*, nearly allied to the *Capp. pulcherrima* of Jacquin; and must not be confounded with the *Fruta del Burro* of Humboldt, found in Guiana, which is a valuable medicinal plant, belonging to *Anonaceae*.

This order is divided into *CLEOMEÆ*, or the genera with herbaceous stems and capsular fruit, and *CAPPARÆE*, or true *Capers*, which have shrubby stems and fleshy fruit.

EXAMPLES. *Cleome*, *Capparis*.

XII. FLACOURTIACEÆ.

FLACOURTIANÆ, *Richard in Mem. Mus.* 1. 366. (1815); *Dec. Prodr.* 1. 255. (1829.)

DIAGNOSIS. Polypetalous dicotyledons, with hypogynous stamens, concrete carpella, and a 1-celled ovarium, with parietal placentæ branching all over the surface of the inside.

ANOMALIES. *Ryania*, *Patrisia*, *Flacourtia*, *Roumea*, and *Stigmarota*, that is to say, more than half the order, have no petals.

ESSENTIAL CHARACTER.—*Sepals* definite, from 4-7, cohering slightly at the base. *Petals* equal to the latter in number and alternate with them, seldom wanting, *Stamens* hypogynous, of the same number as the petals, or twice as many, or some multiple of them, occasionally changed into nectariferous scales. *Ovarium* roundish, distinct, sessile or slightly stalked; *style* either none or filiform; *stigmas* several, more or less distinct. *Fruit* 1-celled, either fleshy and indehiscent, or capsular, with 4 or 5 valves, the centre filled with a thin pulp. *Seeds* few, thick, usually enveloped in a pellicle formed by the withered pulp, attached to the surface of the valves in a branched manner, not in a line as in *Violeæ* and *Passifloræ*; *albumen* fleshy, somewhat oily; *embryo* straight in the axis, with the radicle turned to the hilum, and therefore usually superior; *cotyledons* flat, foliaceous.—*Shrubs* or small trees. *Leaves* alternate, simple, on short stalks, without stipulæ, usually entire, and coriaceous. *Peduncles* axillary, many-flowered. *Flowers* sometimes unisexual.

AFFINITIES. The unilocular fruit, over the whole of the inside of which the placentæ spread, is, according to Decandolle, sufficient to distinguish them from all other Dicotyledons. They resemble the *Capparideæ* with fleshy fruit in a number of particulars; and M. Decandolle indicates an approach to *Passifloræ*: this chiefly depends upon both orders having parietal placentæ, and the presence of a series of barren stamina, analogous to the corona of *Passifloræ*. They have also some relation to *Samydeæ*.

GEOGRAPHY. Almost all natives of the hottest parts of the East and West Indies, and Africa. Two or three species are found at the Cape of Good Hope, and one or perhaps two in New Zealand.

PROPERTIES. Nothing is known of their sensible qualities. The fruit of some of the *Flacourtias* is eatable and wholesome; that of *Hydnocarpus venenata* is used in Ceylon for poisoning fish, which afterwards become so unwholesome as to be unfit for food.

Decandolle has the following tribes (*Prodr.* 1. 255.):—

1. PATRISIEÆ.

Flowers hermaphrodite, apetalous. *Sepals* 5, coloured inside, persistent. *Stamens* indefinite. *Fruit* capsular or berried. *Dec.* It is to be suspected that this tribe really belongs to *Passifloræ*, on account of its affinity to *Smeathmannia*; but their seeds are smooth, not pitted, and the placentæ do not occupy lines, but are spread over the whole surface. *Ibid.*

EXAMPLES. *Ryanæa*, *Patrisia*.

2. FLACOURTIEÆ.

Flowers diœcious, apetalous. *Stamens* indefinite. *Fruit* baccate, indehiscent. *Dec.*

EXAMPLES. *Flacourtia*, *Roumea*.

3. KIGGELARIEÆ.

Flowers diœcious. *Petals*? 5, alternate with the sepals. *Stamens* definite. *Fruit* somewhat baccate, finally dehiscent. *Dec.*

EXAMPLES. *Kiggelaria*, *Melicytus*.

4. ERYTHROSPERMEÆ.

Flowers hermaphrodite. *Petals* and *stamens* 5-7. *Fruit* indehiscent, somewhat baccate.

EXAMPLE. *Erythrospermum*.

XIII. ANONACEÆ. THE CUSTARD APPLE TRIBE.

ANONÆ, *Juss. Gen.* 283. (1789).—ANONACEÆ, *Rich. Anal. Fr.* 17. (1808); *Dunal Monogr.* (1817); *Dec. Syst.* 1. 462. (1818); *Prodr.* 1. 83. (1824).—GLYPTOSPERMÆ, *Vent. Tabl.* 3. 75. (1799.)

DIAGNOSIS. Polypetalous dicotyledons, with hypogynous stamens, anthers bursting by longitudinal slits, numerous distinct simple carpella, exstipulate leaves, and ruminated albumen.

ANOMALIES. *Monodora* has a solitary carpellum. In *Anona palustris* the ovaria are not distinct. *Rollinia* has the petals united. Stamens and carpella definite in *Boecagea*.

ESSENTIAL CHARACTER.—*Sepals* 3-4, persistent, usually partially cohering. *Petals* 6, hypogynous, in two rows, coriaceous, with a valvular æstivation. *Stamens* indefinite, covering a large hypogynous torus, packed closely together, very rarely definite. *Filaments* short, more or less angular. *Anthers* adnate, turned outwards, with an enlarged 4-cornered connectivum, which is sometimes nectariferous. *Ovaria* usually numerous, closely packed, separate or cohering, occasionally definite. *Styles* short; *stigmata* simple; *ovula* solitary, or a small number, erect or ascending. *Fruit* consisting of a number of carpella, which are either succulent or dry, sessile or stalked, 1- or many-seeded, distinct or concrete into a fleshy mass. *Seeds* attached to the suture in one or two rows; *testa* brittle; *embryo* minute, in the base of hard, fleshy, ruminant albumen.—*Trees or shrubs.* *Leaves* alternate, simple, almost always entire, without stipule. *Flowers* usually green or brown, axillary, solitary, or 2 or 3 together, shorter than the leaves; the *peduncles* of abortive flowers sometimes inurated, enlarged, and hooked.

AFFINITIES. No doubt can be entertained of the close affinity of this order to Magnoliaceæ, from which, however, it differs in the want of stipulæ, in the form of the anthers, and in the peculiar condition of the ovarium; agreeing in the ternary division of the parts of fructification, and their indefinite stamens and ovaria. An affinity has been pointed out between them and Menispermæ; but it appears to me to be very weak. The great feature of the order is its ruminated albumen, to which there is no exception, and scarcely any parallel. The parietal insertion of ovula, ascribed to this order by Decandolle, is not universal. The ovula are erect in *Anona*, *Guatteria*, and *Anaxagorea*. *A. St. H. in Pl. Usu.* 33. A remarkable plant is described by Mr. Brown, in the Appendix to Flinder's Voyage, under the name of *Eupomatia laurina*, in which the stamens are manifestly perigynous, and the tube of the calyx coherent with the ovarium. This genus is referred by its learned discoverer to Anonaceæ, with which there can be no doubt that it has a very striking analogy; but its structure is nevertheless so peculiar, that I hesitate, with M. Decandolle, in absolutely identifying it with Anonaceæ. I have remarked in *Anona laurifolia* that the pollen is arranged in two distinct rows in each cell of the anther, and that when that organ bursts, the grains of pollen fall out, cohering in a single row, so as to have the appearance of a necklace. Supposing Winterææ not to be stipulate, as St. Hilaire asserts, this order will be more nearly related to them than to Magnoliaceæ. Connected with Berberideæ through *Boecagea*.

GEOGRAPHY. The tropics of the old and new world are the natural land of these plants: thence they spread, in a few instances, to the northward and the southward.

PROPERTIES. The general character is, to have a powerful aromatic taste and smell in all the parts. The bark of *Uvaria tripetaloidea* yields, being tapped, a viscid matter, which hardens in the form of a fragrant gum. *Dec.* The flowers of many species, especially of *Artabotrys odoratissima* and *Cananga virgata*, are exceedingly fragrant. The dry fruits of many species are very aromatic; those of *Uvaria aromatica* are the Piper

æthiopicum of the shops. *Xylopiæ sericea*, a large tree found in forests near Rio Janeiro, where it is called Pindaíba, bears a highly aromatic fruit, with the flavour of pepper, for which it may be advantageously substituted. Its bark is tough, and readily separated into fibres, from which excellent cordage is manufactured. *Plantæ Usuelles*, no. 33. Of other species the fruit is succulent and eatable, containing a sugary mucilage, which predominates over the slight aromatic flavour that they produce. Of this kind are the Custard Apples of the East and West Indies, the Cherimoyer of Peru, and others. In *Asimina triloba* an acid is present of a very active nature, according to Duhamel; but this is not certain. The *Anona sylvatica*, called *Araticu do mato*, in Brazil, has a light white wood, very fit for the use of turners, and for the same purposes as the lime-tree of Europe. Its fruit is described as good for the dessert. *Plantæ Usuelles*, 29. The wood of the root of *A. palustris* is employed in Brazil for corks. *Ib.* 30. The Indians on the Orinoco, particularly in Atures and Maypura, have an excellent febrifuge, called *Frutta de Burro*, which is the fruit of *Uvaria febrifuga*. *Humboldt, Cinch. Forests*, p. 22. *Eng. ed.*

EXAMPLES. ANONA, UNONA, GUATTERIA.

XIV. MYRISTICÆ. THE NUTMEG TRIBE.

MYRISTICÆ, *R. Brown, Prodr.* 399. (1810.)

DIAGNOSIS. Apetalous dicotyledons, with dioecious flowers, a 3-lobed calyx, ruminated albumen, and columnar stamens.

ANOMALIES.

ESSENTIAL CHARACTER.—*Flowers* dioecious, with no trace of a second sex. *Calyx* trifid, with valvular aestivation. *MALES.* *Filaments* completely united in a cylinder. *Anthers* 3-12, definite, 2-celled, turned outwards, and bursting longitudinally; either connate or distinct. *FEMALES.* *Calyx* deciduous. *Ovary* superior, sessile, with a single erect ovulum; *style* very short; *stigma* somewhat lobed. *Fruit* baccate, dehiscent, 2-valved. *Seed* nut-like, enveloped in a many-parted *arillus*; *albumen* ruminated, between fatty and fleshy; *embryo* small; *cotyledons* foliaceous; *radicle* inferior; *plumula* conspicuous.—*Tropical trees*, often yielding a red juice. *Leaves* alternate, without stipulæ, not dotted, quite entire, stalked, coriaceous; usually, when full grown, covered beneath with a close down. *Inflorescence* axillary or terminal, in racemes, glomerules, or panicles; the *flowers* each with one short cucullate bractea. *Calyx* coriaceous, mostly downy outside, with the hairs sometimes stellate, smooth in the inside.—*R. Br.* chiefly.

AFFINITIES. Usually placed, on account of their apetalous flowers, in the vicinity of Laurineæ, from which they are distinguished by the structure of their calyx, anthers, and fruit; perhaps more nearly allied to Anonaceæ, on account of their 3-lobed calyx,—a remarkable peculiarity in Dicotyledons,—their ruminated albumen, minute embryo, and sensible properties. Mr. Brown places them between Proteaceæ and Laurineæ, remarking, that they are not closely akin to any other order.

GEOGRAPHY. Natives exclusively of the tropics of India and America.

PROPERTIES. The bark abounds in an acid juice, which is viscid and stains red; the rind of their fruit is caustic; the arillus and albumen, the former known under the name of Mace, and the latter of Nutmeg, are important aromatics, abounding in a fixed oil of a consistence analogous to fat, which, in a species called *Virola sebifera*, is so copious as to be extracted easily by immersing the seeds in hot water. The common Nutmeg is the

produce of *Myristica moschata*; but an aromatic fruit is also borne by other species. The Nutmeg of Santa Fé is the *Myristica Otoba*. *Humb. Cinch. For.* p. 29. *Eng. ed.*

EXAMPLES. *Myristica*, *Knema*.

XV. MAGNOLIACEÆ. THE MAGNOLIA TRIBE.

MAGNOLIÆ, *Juss. Gen.* 260. (1789); MAGNOLIACEÆ, *Dec. Syst.* 1. 439. (1818); *Prodr.* 1. 77. (1824.)

DIAGNOSIS. Polypetalous dicotyledons, with hypogynous stamens, anthers bursting by longitudinal slits, numerous distinct simple carpella, and stipulate leaves without transparent dots.

ANOMALIES. The flowers of *Mayna* are diœcious.

ESSENTIAL CHARACTER.—*Sepals* 3-6, deciduous. *Petals* 3-27, hypogynous, in several rows. *Stamens* indefinite, distinct, hypogynous. *Anthers* adnate, long. *Ovaria* numerous, simple, arranged upon the torus above the stamens, 1-celled; *ovules* either ascending or suspended; *styles* short; *stigmas* simple. *Fruit* either dry or succulent, consisting of numerous carpella, which are either dehiscent or indehiscent, distinct or partially connate, always numerous, and arranged upon an elongated axis, sometimes terminated by a membranous wing. *Seeds* solitary, or several, attached to the inner edge of the carpella. *Embryo* minute, at the base of fleshy albumen.—*Fine trees or shrubs*. *Leaves* alternate, not dotted, coriaceous, articulated distinctly with the stem; with deciduous stipulæ, which, when young, are rolled together like those of *Ficus*. *Flowers* large, solitary, often strongly odoriferous.

AFFINITIES. Nearly related to Dilleniaceæ, from which they are chiefly distinguished by the ternary, not quinary, arrangement of the parts of the flower; from Anonaceæ, to which they also approach, their stipulæ and solid albumen separate them. Their stipulation points out their affinity with Urticeæ; their imbricate petals and sepals, and numerous ovaria, with Calycantheæ, and through them with Monimieæ.

GEOGRAPHY. The focus of this order is undoubtedly North America, where the woods, the swamps, and the sides of the hills, abound with them. Thence they straggle, on the one hand, into the West India Islands, and, on the other, into India, through China and Japan. Mr. Brown remarks (*Congo*, 465), that no species have been found on the continent of Africa, or in any of the adjoining islands. Twenty-eight species are all that M. Decandolle enumerates.

PROPERTIES. The general character of the order is, to have a bitter tonic taste, and fragrant flowers. The latter produce a decided action upon the nerves, which, according to Decandolle, induces sickness and headach from *Magnolia tripetala*, and, on the authority of Barton, is so stimulating on the part of *Magnolia glauca* as to produce paroxysms of fever, and even an attack of inflammatory gout. The bark has been found to be destitute of tannin and gallic acid, notwithstanding its intense bitterness. The bark of the root of *Magnolia glauca* is an important tonic. *Barton*, 1. 87. The same property is found in the *Liriodendron tulipifera*, which has even been said to be equal to Peruvian bark. *Michelia Doltsopa* is one of the finest trees in Nipal, yielding an excellent fragrant wood, much used in that country for house-building. *Don. Prodr.* 226. *Magnolia excelsa* has a valuable timber, called *Champ*, at first greenish, but soon changing into a pale yellow; the texture is fine. *Wallich. Tent.* 7. The cones of *Magnolia acuminata* yield, in Virginia, a spirituous tincture, which is employed with

some success in rheumatic affections; and the seeds of most species are remarkable for their bitterness: those of *M. Yulan* are employed in China as febrifuges, under the name of *Tsin-y. Dec.* No Magnoliaceæ are aromatic.

EXAMPLES. *Magnolia*, *Liriodendron*.

XVI. DILLENiaceæ.

DILLENiaceæ, *Dec. Syst.* 1. 395. (1818); *Prodr.* 1. 67. (1824.)

DIAGNOSIS. Polypetalous dicotyledons, with hypogynous stamens, anthers bursting by longitudinal slits, distinct simple carpella, exstipulate leaves, solid albumen, and arillate seeds.

ANOMALIES. In several genera of the section *Delimaceæ* there is but one carpellum; and in *Dillenia* and *Colbertia* the carpella partly cohere.

ESSENTIAL CHARACTER.—*Sepals* 5, persistent, 2 exterior, 3 interior. *Petals* 5, deciduous, hypogynous, in a single row. *Stamens* indefinite, hypogynous, arising from a torus, either distinct or polyadelphous, and either placed regularly around the pistillum or on one side of it. *Filaments* dilated either at the base or apex. *Anthers* adnate, 2-celled, usually bursting longitudinally, always turned inwards. *Ovaria* definite, more or less distinct, with a terminal *style* and simple *stigma*; *ovules* ascending. *Fruit* consisting either of from 2 to 5 distinct unilocular carpella, or of a similar number cohering together; the carpella either baccate or 2-valved, pointed by the style. *Seeds* fixed in a double row to the inner edge of the carpella, either several or only 2, occasionally solitary by abortion; surrounded by a pulpy arillus. *Testa* hard. *Embryo* minute, lying in the base of fleshy albumen.—*Trees, shrubs, or under-shrubs.* *Leaves* usually alternate, almost always without stipulæ, very seldom opposite, most commonly coriaceous, with strong veins running straight from the midrib to the margin, entire or toothed, often separating from the base of the petiole, which remains adhering to the stem. *Flowers* solitary, in terminal racemes or panicles, often yellow.

AFFINITIES. These are nearly akin to Magnoliaceæ, from which they are distinguished by their want of stipulæ and quinary arrangement of the parts of fructification; and to Ranunculaceæ, from which their persistent calyx, stamens, and whole habit, divide them. They are universally characterised by the presence of arillus; a peculiarity which certainly exists in *Hibbertia*, notwithstanding *M. Decandolle's* definition of that genus. The most genuine form of the order is known by the veins of the leaves running straight from the midrib to the margin.

GEOGRAPHY. According to *Decandolle*, 50 of this order are found in Australasia, 21 in India and its neighbourhood, 3 in equinoctial Africa, and 21 in equinoctial America; but since the publication of the *Systema* several have been added, both to the Indian and South American species.

PROPERTIES. *Dilleniaceæ* are generally astringent. The Brazilians make use of a decoction of *Davilla rugosa* in swellings of the legs and testicles, very common maladies in hot and humid parts of South America. *Pl. Usuelles*, no. 22. *Davilla elliptica* is also astringent, and furnishes the vulnerary called *Cambäibinha* in Brazil. *Ibid.* 23. In *Curatella Cambaiba* the same astringent principle recommends its decoction as an excellent wash for wounds. *Ibid.* 24. The young calyces of *Dillenia scabrella* and *speciosa* have a pleasantly acid taste, and are used in curries by the inhabitants of Chittagong and Bengal. *Wallich*. Almost all *Delimaceæ* have the leaves covered with asperities, which are sometimes so hard that the leaves are even used for polishing.

Two tribes are distinguished in this family:—

1. § DELIMACEÆ.

§ Delimaceæ. *Dec. Syst.* 1. 396. (1818); *Prodr.* 1. 67. (1824.)

Filaments filiform, dilated at the apex, and bearing on each side a round distinct cell of the anther. *Ovaria* from 1 to 5. *Styles* filiform, acute. *Carpella* capsular, bladderly, or baccate, usually 1 or 2-seeded.—*Trees* or *shrubs*, which sometimes twine. *Dec.*

EXAMPLES. Tetracera, Delima.

2. § DILLENEÆ.

Dilleneæ. *Salisb. Parad. Lond. n.* 73. (1806); § *Dec. Syst.* 1. 411. (1818); *Prodr.* 1. 70. (1824.)

Filaments not dilated at the apex, anthers elongate, adnate. *Ovaria* usually from 2 to 5, distinct, rarely solitary; or from 5 to 20, partially connate.—*Trees* or *shrubs*, very seldom twining. *Dec.* *Flowers* often fragrant or fœtid.

EXAMPLES. Dillenia, Hibbertia.

XVII. WINTEREÆ. THE WINTER'S BARK TRIBE.

WINTEREÆ, *R. Brown in Decand. Syst.* 1. 548. (1818).—ILLICIEÆ, *Dec. Prodr.* 1. 77. (1824.) a section of Magnoliaceæ.

DIAGNOSIS. Polypetalous aromatic dicotyledons, with hypogynous stamens, anthers bursting by longitudinal slits, distinct simple carpella, and stipulate leaves, with transparent dots.

ANOMALIES. The flowers of *Tasmania* are dioecious or polygamous, and the carpella solitary.

ESSENTIAL CHARACTER.—*Flowers* hermaphrodite or unisexual. *Sepals* 2-6, sometimes not distinguishable from the petals, either deciduous or persistent. *Petals* 2-30, in several rows when more than 5. *Stamens* short, indefinite, hypogynous, distinct. *Anthers* adnate. *Ovaria* definite, arranged in a single whorl, 1-celled, with several suspended ovules, which are attached to the suture. *Stigmata* simple, sessile. *Fruit* either dry or succulent, consisting of a single row of carpella, which are either dehiscent or indehiscent, and distinct. *Seeds* solitary or several, with or without arillus. *Embryo* very small, straight, in the base of fleshy albumen.—*Shrubs* or small *trees*. *Leaves* alternate, dotted, coriaceous, persistent, with convolute deciduous stipulæ. *Flowers* solitary, often brown or chocolate colour, and sweet-scented.

AFFINITIES. Closely related to Magnoliaceæ, from which they differ chiefly in their dotted leaves and aromatic qualities. They are also closely allied to Calycanthææ, from which their hypogynous stamens, alternate stipulate leaves, and albuminous seeds, sufficiently distinguish them. They also partake of the affinities of Magnoliaceæ, with Anonaceæ, &c. According to St. Hilaire, the supposed stipulæ of Winterææ are only imperfectly developed leaves which enfold the buds. *Pl. Usuelles*, no. 26—28. But what are stipules except starved leaves? The same author remarks, that Bonpland considered the embryo as destitute of albumen, which was, however, a mistake, it being undoubtedly as it is here described. For several good remarks upon *Drimys*, see the *Pl. Usuelles* as quoted.

GEOGRAPHY. A very small order, with an extensive range. Of the 10 species enumerated by Decandolle, 2 are found in New Holland, 2 in the hotter parts of America, 2 in the southern and 2 in the northern territories of the same continent, 1 in China and Japan, and 1 in New Zealand.

PROPERTIES. All that writers have stated about the aromatic stimulant properties of Magnoliaceæ should be applied to this order, formerly con-

founded with them. The seeds of *Illicium anisatum* are considered in India to be powerfully stomachic and carminative. A very fragrant volatile oil is also obtained from them. *Ainslie*, 2. 20. The Chinese burn them in their temples, and Europeans employ them to aromatise certain liquors, such as the Anisette de Bourdeaux. *Drymis Winteri* yields the Winter's Bark, which is known for its resemblance to that of cinnamon. *A. R.* A bark called Melambo Bark, possessing similar properties, is described by M. Cadet in the *Journal de Pharmacie*, 1815, p. 20. The bark of *Drimys granatensis*, called *Casca d' Anta* in Brazil, is much used against colic. It is tonic, aromatic, and stimulant, and resembles, in nearly all respects, the *Drimys Winteri*, or Winter's Bark. *Plantes Usuelles*, 26—28.

EXAMPLES. *Illicium*, *Wintera*.

XVIII. CALYCANTHEÆ. THE CAROLINA ALLSPICE TRIBE.

CALYCANTHEÆ, *Lindl. in Bot. Reg. fol. 404. (1819); Dec. Prodr. 3. 1. (1828).—*
 CALYCANTHINÆ, *Link. Enum. 2. 66. (1822.)*

DIAGNOSIS. Polypetalous dicotyledons, with definite perigynous stamens, numerous imbricated sepals, ovaria enclosed in a fleshy tube, convolute albumen, anthers turned outwards, opposite exstipulate leaves, and stems with 5 axes of growth.

ANOMALIES.

ESSENTIAL CHARACTER.—*Sepals* and *petals* confounded, indefinite, imbricated, combined in a fleshy tube. *Stamens* indefinite, inserted in a fleshy rim at the mouth of the tube, the inner sterile. *Anthers* adnate, turned outwards. *Ovaries* several, simple, 1-celled, with one terminal style, adhering to the inside of the tube of the calyx; *ovula* solitary, or sometimes 2, of which one is abortive, ascending. *Nuts* enclosed in the fleshy tube of the calyx, 1-seeded, indehiscent. *Seed* ascending; *albumen* none; *cotyledons* convolute, with their face next the axis; *radicle* inferior.—*Shrubs*, with square stems, having 4 woody imperfect axes surrounding the central ordinary one. *Leaves* opposite, simple, scabrous, without stipulæ. *Flowers* axillary, solitary.

AFFINITIES. It is not very clear to what order this is most nearly related. Jussieu originally placed it at the end of Rosaceæ (*Gen.*); he subsequently referred it to Monimiæ; and I afterwards formed it into a particular family. With Monimiæ it is less nearly related than it appears to be, the principal points of resemblance being the disposition of several nuts within a fleshy calyx in both orders; for Calycanthææ can scarcely be considered apetalous, as Monimiæ are, on account of the obvious petals of *Chimonanthus*. The imbricated sepals, in *Calycanthus* chocolate-coloured and becoming confounded with the petals, the fragrance of the flowers, and the plurality of ovaria, seem to indicate an affinity with Winterææ, especially with *Illicium*; but the decidedly perigynous stamens and fleshy calyx enclosing the ovaria in its tube, the highly developed embryo, and want of albumen, are great objections to such an approximation. Combrétacæ agree in having an exalbuminous embryo with convolute cotyledons; but with this their resemblance ceases. Myrtacæ also agree in this same particular, in the case of *Punica*; and their opposite leaves, without stipulæ, frequent fragrance, and perigynous stamens, strengthen the affinity indicated by the embryo. Rosaceæ, to which Jussieu originally referred *Calycanthus*, agree in the perigynous insertion of their stamens, in the peculiar structure of their calyx, the tube of which in *Rosa* is entirely analogous to that of Calycanthææ, in the superposition of their ovules when two are present, and in the high development of their exalbuminous embryo: upon

the whole, therefore, no order appears to have so much affinity with Calycanthæ as Rosacæ; and the sagacity of Jussieu, in originally referring Calycanthus to that order, is completely confirmed by the discovery recently made by the Rev. Mr. Lowe, that the cotyledons of Chamæmeles, a genus of Pomacæ, which Jussieu includes in Rosacæ, are convolute. This, I think, fixes the station of Calycanthæ in the neighbourhood of Rosacæ, Pomacæ, and Myrtacæ, to which it is nearly equally allied, and from which it is distinguished by its imbricated sepals, and anthers, partly fertile and partly sterile, being turned outwards. This order is also characterised by the singular structure of the wood, a peculiarity originally remarked by Mirbel in one species, and which I have since ascertained to exist in all. In the stems of these plants there is the usual deposit of concentric circles of wood around the pith, and, in addition, four very imperfect centres of deposition on the outside next the bark; a most singular structure, which may be called, without much inaccuracy, an instance of exogenous and endogenous growth combined in the same individual. A good figure of this interesting fact has been given by Mirbel in the *Annales des Sciences Naturelles*, vol. 14. p. 367.

GEOGRAPHY. Natives of North America and Japan.

PROPERTIES. The aromatic fragrance of the flowers is their only known quality.

EXAMPLES. Calycanthus, Chimonanthus.

XIX. MONIMIÆ.

MONIMIÆ, *Juss. in Ann. Mus.* 14. 130. (1809); *Dec. Ess. Med.* 265. (1816.)

DIAGNOSIS. Apetalous dicotyledons, with definite pendulous ovula, numerous distinct ovaria, and anthers bursting longitudinally.

ANOMALIES.

ESSENTIAL CHARACTER.—*Flowers* unisexual. *Calyx* tubular, toothed or lobed at the apex, with valvular æstivation. *Stamens* indefinite, covering all the inside of the calyx; *anthers* 2-celled, bursting longitudinally. *Ovaria* several, superior, distinct, enclosed within the tube of the calyx, each with its own *style* and *stigma*; *ovule* pendulous. *Fruit* consisting of several 1-seeded nuts, enclosed within the enlarged calyx. *Seed* pendulous; *embryo* in the midst of an abundant *albumen*; *radicle* superior.—*Trees* or *shrubs*, without aroma. *Leaves* opposite, without stipulæ. *Hairs* stellate. *Flowers* axillary, in short racemes.

AFFINITIES. Allied to Urticæ, from which they differ in the presence of several ovaria within each calyx, in their pendulous ovula, in the radicle being turned towards the hilum, and in the presence of abundant albumen; also to Laurinæ, from which they particularly differ in the dehiscence of their anthers, and in the number of their ovaria; and to Atherospermeæ, which agree in sensible qualities, and in the number of their ovaria, but which differ in the dehiscence of the anthers, and in the erect position of the ovules. With Calycanthæ they have also a good deal of relation. Mr. Brown considers that what is here called a calyx is more properly an involucreum. *Flinders*, 553.

GEOGRAPHY. All natives of South America.

PROPERTIES. All the parts of the bark and leaves exhale an aromatic odour, which is compared by travellers to that of Laurels or Myrtles. *Decand.*

EXAMPLES. Monimia, Ruizia.

XX. ATHEROSPERMEÆ.

ATHEROSPERMEÆ, *R. Brown in Flinders, 553. (1814.)*

DIAGNOSIS. Apetalous aromatic dicotyledons, with definite erect ovula, and anthers bursting by recurved valves.

ANOMALIES.

ESSENTIAL CHARACTER.—*Flowers* unisexual or hermaphrodite. *Calyx* tubular, divided at the top into several segments, usually placed in two rows, the inner of which is partly petaloid; to these are superadded some scales in the female and hermaphrodite flowers. *Stamens* in the males very numerous in the bottom of the calyx, with scales among them; in the hermaphrodites fewer, and arising from the orifice of the calyx; *anthers* adnate, 2-celled, bursting with a valve which separates from the base to the apex. *Ovaria* more than one, usually indefinite, each with a single erect ovulum; *styles* simple, arising either from the side or the base; *stigmas* simple. *Nuts* terminated by the persistent styles become feathery, enclosed in the enlarged tube of the calyx. *Seed* solitary, erect; *embryo* short, erect, at the base of soft, fleshy albumen; *radicle* inferior.—*Trees*. *Leaves* opposite, without stipulæ. *Flowers* axillary, solitary.

AFFINITIES. The anthers of this order are the same as those of Laurineæ and Berberideæ, from the latter of which they differ entirely, but with the former of which they agree in their aromatic odour. The order is nearly related to Monimieæ, with which it is even combined by Jussieu; but it differs in the position of the ovula, and in the structure of the anthers.

GEOGRAPHY. Natives of New Holland and South America. Only two genera are known.

PROPERTIES. Aromatic shrubs.

EXAMPLES. Pavonia, Atherosperma.

XXI. LAURINEÆ. THE CINNAMON TRIBE.

LAURI, *Juss. Gen. 80. (1789)*; LAURINÆ, *Vent. Tabl. (1799)*; *R. Brown Prodr. 401. (1810).*

DIAGNOSIS. Apetalous aromatic dicotyledons, with definite suspended ovules, and anthers bursting by recurved valves.

ANOMALIES. Cassytha is aphyllous and parasitical.

ESSENTIAL CHARACTER.—*Calyx* 4-6-cleft, with imbricated æstivation, the limb sometimes obsolete. *Stamens* definite, perigynous, opposite the segments of the calyx, and usually twice as numerous; the 3 innermost, which are opposite the 3 inner segments of the calyx, sterile or deficient; the 6 outermost scarcely ever abortive; *anthers* adnate, 2-4-celled; the cells bursting by a longitudinal persistent valve from the base to the apex; the outer anthers valved inwards, the inner valved outwards. *Glands* usually present at the base of the inner filaments. *Ovarium* single, superior, with a single pendulous ovulum; *style* simple; *stigma* obtuse. *Fruit* baccate or drupaceous, naked or covered. *Seed* without albumen; *embryo* inverted; *cotyledons* large, plano-convex, peltate near the base!; *radicle* very short, included, superior; *plumula* conspicuous, 2-leaved.—*Trees*, often of great size. *Leaves* without stipulæ, alternate, seldom opposite, entire or very rarely lobed. *Inflorescence* paniced or umbelled. Sometimes leafless twining *under-shrubs* or *parasitical herbs*, with spiked flowers, each having 3 bracteæ. *R. Br.*

AFFINITIES. Distinguished from all apetalous dicotyledons, except Atherospermeæ, by the peculiar dehiscence of their anthers, and divided from that order by the ovulum being pendulous, not erect. In sensible qualities they resemble Myristicæ, which are at once known by their unisexual flowers and columnar stamens. The genus Cassytha, a parasitical leafless plant,

is remarkable for differing from the order in nothing whatever, except its very peculiar habit.

GEOGRAPHY. Trees inhabiting the tropics of either hemisphere; in a very few instances only, straggling to the northward in North America and Europe. No genus is known to exist in any part of the continent of Africa, except the paradoxical *Cassytha*. This is the more remarkable, as several species of *Laurus* have been found both in Teneriffe and Madeira, and some other genera exist in Madagascar, and in the Isles of France and Bourbon. *Brown, Congo*, 464.

PROPERTIES. It would be difficult to name another order at once so important and uniform in its qualities as this, the species being universally aromatic, warm, and stomachic. Cinnamon and Cassia are the produce of various species; the most genuine are yielded by *Laurus Cinnamomum* and *L. Cassia*; but *L. Culilaban* and *Malabathrum* can both be substituted for these spices: the Cinnamon of the Isle of France is *Laurus cupularis*, that of Peru is *L. Quixos*. The Cinnamon of Santa Fé is produced by *Laurus Cinnamomoides*. *Humb. Cinch. For. 27. Eng. ed.* The Sassafras nuts of the London shops are the fruit of the *Laurus Pucheri* of the Flora Peruviana. *Ibid.* Camphor is yielded by *Laurus Camphora* and other species; even by the Cinnamon tree itself. The properties of all these are due to the presence of a volatile oil; but they also contain in many cases a fixed oil which is supposed to constitute the principal part of the fruit of *Persea gratissima*, so much esteemed in the West Indies under the name of the Avocado Pear; the same oil appears in the form of a greasy exudation in the fruit of *Litsea sebifera*. A species of *Laurus* in Sumatra, called by Dr. Jack, *Parthenoxylon*, yields an oil useful in rheumatic affections; and an infusion of the roots is drank as sassafras, the qualities of which it resembles. *Ed. P. J.* 6. 398. The bark of *Laurus Benzoin* is highly aromatic, stimulant, and tonic, and is extensively used in North America in intermittent fevers. The oil of the fruit is said to be stimulant. *Barton*, 2. 95. A plant of this family found in the forests of Spanish Guiana yields a volatile oil, with a warm and pungent taste and aromatic smell. It is employed externally as a discutient, and internally as a diaphoretic, diuretic, and resolvent. *Ed. P. J.* 12. 417. The volatile oil obtained from some species of *Laurus* found in vast forests between the Oronoko and the Parime, is produced in great abundance by merely making an incision into the bark with an axe, as deep as the liber. It gushes out in such quantity, that several quarts may be obtained by a single incision. It has the reputation of being a powerful discutient. For further information, see *Brewster's Journal*, 1. 134. In addition to these qualities, there is present in some species an acrid, red, or violet juice, like that found in *Myristicæ*; it is particularly abundant in *L. parvifolia*, *globosa*, *fœtens*, and *caustica*.

EXAMPLES. *Laurus*, *Cinnamomum*, *Tetranthus*, *Cassytha*.

XXII. BERBERIDEÆ. THE BERBERRY TRIBE.

BERBERIDEÆ, *Vent. Tabl.* 3. 83. (1799); *Dec. Syst.* 2. 1. (1821); *Prodr.* 1. 105. (1824); *Lândl. Synops.* 14. (1829.)

DIAGNOSIS. Polypetalous dicotyledons, with hypogynous stamens equal in number to the petals and opposite them, anthers opening by recurved valves, and a single simple carpellum.

ANOMALIES.

ESSENTIAL CHARACTER.—*Sepals* 3-4-6, deciduous, in a double row, surrounded externally by petaloid scales. *Petals* hypogynous, either equal to the sepals in number, and opposite to them, or twice as many, generally with an appendage at the base in the inside. *Stamens* equal in number to the petals, and opposite to them; *anthers* generally with two separated cells, opening elastically with a valve from the bottom to the top. *Ovarium* solitary, 1-celled; *style* rather lateral; *stigma* orbicular. *Fruit* berried or capsular. *Seeds* attached to the bottom of the cell on one side, 1, 2, or 3; *albumen* between fleshy and corneous; *embryo* straight in the axis; *cotyledons* flat.—*Shrubs* or *herbaceous perennial plants*, for the most part smooth. *Leaves* alternate, compound, without *stipule*.

AFFINITIES. Botanists appear of one opinion in considering Menispermæ the nearest order to this, agreeing in having the stamens opposite the petals, the floral envelopes regularly imbricated, 3 or 4 in each row, never 5, the fruit usually baccate, and fleshy albumen. These, however, differ in their habit, the separation of the sexes in distinct flowers, and the presence of several distinct carpella, while in Berberideæ there is never more than one, which is perfectly simple, as is demonstrated by the position of the placentæ, the single style, &c. With Podophylleæ they are connected through Leontice and Diphylleia, which have a near relation to Jeffersonia and Podophyllum itself. In the singular structure of their anthers there is a striking analogy with Laurineæ, Atherospermæ, and Hamamelideæ, orders not otherwise akin to Berberideæ. Leontice thalictroides offers one of the few instances of seeds being absolutely naked, that is to say, not covered by any integument originating in the pericarpium. In this plant the ovarium is ruptured in an early state by the expansion of the ovulum, which, having been impregnated, continues to grow, and ultimately arrives at maturity, although deprived of its pericarpial covering. The spines of the common Berberry are a curious state of leaf, in which the parenchyma is displaced, and the ribs have become indurated. They, as well as all the simple leaves of ordinary appearance, are articulated with the petiole, and are therefore compound leaves reduced to a single foliole; whence the supposed genus Mahonia does not differ essentially from Berberis in foliage any more than in fructification. Berberideæ are related to Anonaceæ through the genus Bocagea; their ovarium is generally like that of Anonaceæ. Aug. St. Hilaire remarks, that the opposition of the stamens to the petals, and the erect ovules, place them in alliance with Vites. *Fl. Braz.* 1. 47.

GEOGRAPHY. Natives chiefly of mountainous places in the temperate parts of the northern hemisphere. Some have, however, been found in South America as far as the Straits of Magellan; none in Africa, Australasia, or in the South Sea islands. *Dec.* There are several species of Berberry in Chile.

PROPERTIES. The berries of *Berberis vulgaris* and other species are acid and astringent, and form with sugar an agreeable refreshing preserve. Their acid is the oxalic. The stem and bark of the Berberry are excessively astringent, and are employed for that reason by dyers. *Dec.* The root yields a yellow dye. *A. Rich.*

EXAMPLES. *Berberis*, *Leontice*, *Achlys*.

XXIII. MENISPERMEÆ. THE COCCULUS TRIBE.

MENISPERMEÆ, *Juss. Gen.* 284. (1789); *Dec. Syst.* 1. 508. (1818).—*MENISPERMACEÆ*, *Dec. Prodr.* 1. 95. (1824.)

DIAGNOSIS. Polypetalous dicotyledons, with hypogynous stamens opposite the petals, distinct simple carpella, minute unisexual flowers, and twining shrubby stems.

ANOMALIES. In *Agdestis*, a doubtful genus of the order, the flowers are hermaphrodite. *Cissampelos*, *Stauntonia*, *Psidium*, and *Schizandra*, have no petals in their male flowers. *Schizandra* is scarcely a twiner.

ESSENTIAL CHARACTER.—*Flowers* (by abortion?) unisexual, usually dioecious and very small. *Sepals* and *petals* confounded, in one or several rows, each of which is composed of either 3 or 4 parts, hypogynous, deciduous. *Stamens* monadelphous, or occasionally distinct, sometimes opposite the petals and equal to them in number, sometimes 3 or 4 times as many. *Anthers* adnate, turned outwards or proceeding immediately from the point of the filament. *Ovaries* sometimes numerous, each with one style, cohering slightly at the base, sometimes completely soldered together into a many-celled body, which is occasionally in consequence of abortion 1-celled. *Drupe*s usually berried, 1-seeded, oblique or lunate, compressed. *Seed* of the same shape as the fruit; *embryo* curved, or turned in the direction of the circumference; *albumen* wanting, or in very small quantity; *cotyledons* flat, sometimes lying face to face, sometimes distant from each other and lying in separate cells of the seed; *radicle* superior, but its position is sometimes obscured by the curvature of the seed.—*Shrubs*, with a flexible tough tissue, and sarmentaceous habit. *Leaves* alternate, entire or occasionally divided, mucronate. *Flowers* small, usually racemose.

AFFINITIES. The relation that is borne by these plants to *Berberidæ* has been pointed out under that order: some *Anonacæ* agree with them in having a twining habit, and the whole resemble them in the ternary division of their flowers; they are, however, abundantly distinct: *M. Decandolle* points out a resemblance with *Sterculiacæ*, consisting in the monadelphous stamens and peltate leaves; but it is of little moment. The ternary and quaternary arrangement of the flowers is very remarkable among *Dicotyledons*. According to *Aug. St. Hilaire*, this order is related to *Euphorbiacæ* through *Phyllanthus*, the male flowers of which are in certain species absolutely the same as those of *Cissampelos*. It also approaches *Malvacæ* by those genera which, like *Caperonia*, have stipulate leaves, and distinct caducous petals separated from the calyx by the gynophore. *Fl. Braz.* 59. The position of the seed is altered materially from that of the ovulum in the progress of the growth of the fruit. According to *Aug. St. Hilaire*, the ovulum of *Cissampelos* is attached to the middle of the side of a straight ovarium, which after fecundation gradually incurves its apex until the style touches the base of the pericarp, when the two surfaces being thus brought into contact unite, and a drupe is formed, the seed of which is curved like a horse-shoe, and the cavity of which is divided by a spurious incomplete dissepiment, consisting of two plates: the attachment of the seed is at the top of the false dissepiment, on each side of which it extends equally. *Pl. Usuelles*, no. 35. The whole order requires careful revision by means of living plants, and is well worth the especial attention of some Indian botanist.

GEOGRAPHY. The whole of this order consists of fewer than a hundred species, which are common in the tropics of Asia and America, but uncommon out of those latitudes: all Africa contains but 5, North America 6, and Siberia 1. The species are universally found in woods, twining round other plants.

PROPERTIES. The root of several species is bitter and tonic, and the seeds of some of them narcotic. The root of *Menispermum palmatum Lam.* or the Columbo root, is esteemed highly on account of its powerful anti-septic, tonic, and astringent properties. See *Bot. Mag. fol.* 2970. *Menispermum cordifolium* of Willd., called *Gulancha* in Bengal, is used extensively in a variety of diseases by the native practitioners of India, especially in such as are attended by febrile symptoms not of a high inflammatory kind, and in fevers of debility: the parts used are the root, stems, and leaves, from which a decoction called *Páchana* is prepared. A sort of extract called *Pálo* is obtained from the stem, and is considered an excellent remedy in urinary affections and gonorrhœa. *Trans. M. & P. Soc. Calc.* 3. 298. *Cocculus*

platyphylla is used by the Brazilians in intermittent fevers and liver complaints. Its properties, like those of *Cocculus cinerescens*, are highly esteemed, and appear to be due to the presence of a bitter and tonic principle. In the seed of *Cocculus suberosus* the bitter crystallisable poisonous principle has been detected, called *picrotoxia*. *Pl. Usuelles*, 42. The roots of the *Orelha de Onça* of Brazil, *Cissampelos ovalifolia*, are bitter, and their decoction is employed with success in intermittent fevers. *Ibid.* no. 34. *Cissampelos ebracteata*, also called *Orelha de Onça*, is reputed an antidote to the bite of serpents. *Ib.* no. 35. The root of *Cissampelos pareira* and *Abuta amara* is both diuretic and aperient, and known under the name of *Pareira brava*. *Dec.* The *Abuta candicans* of Cayenne, where it is known by the name of *Liane amère*, is extremely bitter. *Ibid.* The drug called in the shops *Cocculus indicus* is the seed of *Menispermum Cocculus*, and is well known for its narcotic properties, especially in poisoning fishes. Nevertheless, according to Decandolle, the berries of *Menispermum edule Lam.* are eaten with impunity in Egypt; but they are acrid, and a very intoxicating liquor is obtained from them by distillation. The bitter poisonous principle of *Cocculus indicus* is the above-mentioned vegetable alkali, *picrotoxia*. It has been supposed that a peculiar acid, called the *menispermic*, also existed in the same plant; but this is now known to have been merely a mixture of sulphuric and oxalic acids. *Turner*, 653.

EXAMPLES. *Cocculus*, *Menispermum*, *Cissampelos*.

XXIV. MALVACEÆ. THE MALLOW TRIBE.

MALVACEÆ, *Juss. Gen.* 271. (1789) *in part.*; *Brown in Voy. to Congo*, p. 8. (1818); *Kunth Diss.* p. 1. (1822); *Dec. Prodr.* 1. 429. (1824); *Lindl. Synops.* p. 40. (1829); **MALVACEÆ**, § *Malvæ*, *Aug. St. Hil. Fl. Bras. mer.* 1. 173. (1827.)

DIAGNOSIS. Polypetalous dicotyledons, with hypogynous monadelphous stamens, concrete carpella, an ovarium of several cells, and the placentæ in the axis, a calyx with valvate æstivation, 1-celled anthers bursting longitudinally, no disk, crumpled cotyledons, and alternate stipulate leaves with stellate pubescence.

ANOMALIES. In *Malope* the carpella are numerous, and distinct, not arranged in a single row, as in the rest of the order.

ESSENTIAL CHARACTER.—*Sepals* 5, very seldom 3 or 4, more or less united at the base, with a valvate æstivation, often bearing external bracteæ forming an involucrem. *Petals* of the same number as the sepals, hypogynous, with a twisted æstivation, either distinct or adhering to the tube of the stamens. *Stamens* usually indefinite, sometimes of the same number as the petals, hypogynous; *filaments* monadelphous; *anthers* 1-celled, reniform, bursting transversely. *Ovarium* formed by the union of several carpella round a common axis, either distinct or coherent; *styles* the same number as the carpella, either united or distinct; *stigmata* variable. *Fruit* either capsular or baccate, its carpella being either monospermous or polyspermous, sometimes united in one, sometimes separate or separable; dehiscence either loculicidal or septicidal. *Seeds* sometimes hairy; *albumen* none, or in small quantity; *embryo* curved, with twisted and doubled *cotyledons*.—*Herbaceous* plants, *trees*, or *shrubs*. *Leaves* alternate, more or less divided, stipulate. *Hairs* stellate. *Peduncles* usually axillary.

AFFINITIES. The relation of *Malvaceæ* with *Sterculiaceæ*, *Tiliaceæ*, *Bombaceæ*, and *Elæocarpeæ*, is clearly indicated by their general accordance in structure, and especially by the valvate æstivation of their calyx. With other orders they also agree in numerous points; as, with *Ranunculaceæ* in the indefinite stamens and distinct aggregated carpella of *Malope*; with

Ternströmiaceæ in their monadelphous stamens; with Chlenaceæ in the presence of an involucre below the flower, and monadelphous stamens; with Lineæ in their mucilaginous properties, definite seeds, many-celled fruit, and unguiculate petals; and through the medium of this last order with Caryophyllææ.

GEOGRAPHY. These plants are found in great abundance in the tropics, plentifully in the hotter parts of temperate regions, but gradually diminishing to the north. Thus in Sicily they form $\frac{1}{6}$ of the flowering plants (*Prestl.*), in France $\frac{1}{15}$ (*Humboldt*), in Sweden $\frac{1}{33}$ (*Wahl.*), in Lapland unknown, in the temperate parts of North America $\frac{1}{25}$, in the equinoctial parts of the same continent $\frac{1}{7}$; or, taking into account only the vegetation of the valleys, they, according to Humboldt, form $\frac{1}{10}$ of the flowering plants in the tropics, $\frac{1}{10}$ in the temperate zone, and are not found in the frigid zone. But these calculations no doubt include at least Bombaceæ and Sterculiaceæ.

PROPERTIES. The uniform character is to abound in mucilage, and to be totally destitute of all unwholesome qualities. The use to which Mallows and Marsh-mallows are applied in Europe is well known. Similar properties are possessed by extra-European species. *Sida cordifolia* mixed with rice is used to alleviate the bloody flux. Emollient fomentations are prepared from *Sida mauritiana* by the Hindoo doctors. *Ainslie*, 1. 205. The flowers of *Bençao de Deos*, *Abutilon esculentum*, are used in Brazil as a boiled vegetable. *Pl. Usuelles*, 51. A decoction of *Sphæralcea Cisplatina* is administered in the same country in inflammations of the bowels, and is generally employed for the same purposes as the Marsh-mallow in Europe. *Ib.* 52. *Pavonia diuretica* is prescribed in Brazil as a diuretic; it is supposed to act rather as an emollient. *Ibid.* 53. The wood is always very light, and of little value. Rocket-sticks are obtained from the light straight stems of *Sida micrantha*. *Ibid.* 49. The chewed leaves of another species, *S. carpinifolia*, are applied in Brazil to the punctures of wasps. *Ib.* 50. The bark is often so tenacious as to be manufactured into cordage. *Malva crispa* was found by Cavanilles to be fit for this purpose; and several species of *Hibiscus* are employed in like manner in tropical countries. From the fibres of the bark of *Hibiscus arboreus* the whips are manufactured with which the negro slaves are lashed in the West India Islands. The plant is called *Mohoe* or *Mohaut*. *Hamilt. Prodr.* 49. The petals of some are astringent; this property exists in *Malva Alcea* (*Dec.*) and in *Hibiscus Rosa sinensis*, of which the Chinese make use to blacken their eyebrows and the leather of their shoes. *Ib.* The leaves of *Althea rosea* are said to yield a blue colouring matter not inferior to indigo. *Ed. P. J.* 14. 376. A decoction of the root and stem of *Urena lobata* is employed in Brazil as a remedy in windy cholice; the flowers are used as an expectorant in dry and inveterate coughs. The bark furnishes good cordage. *Pl. Us.* 56. A few species, such as *Hibiscus Sabdariffa* and *surattensis*, &c., are slightly acid. The unripe fruit of the *Ochro*, or *Hibiscus esculentus*, is a favourite ingredient in soups, which are thickened by the mucilaginous quality of this plant. The musky seeds of *Hibiscus Abelmoschus* are considered cordial and stomachic, and by the Arabians are mixed with coffee. *Ainslie*, 2. 73. The root of *Sida lancolata* is intensely bitter, and is considered a valuable stomachic. *Ainslie*, 2. 179. It has been supposed that the root of *Althæa officinalis* contains a peculiar alkaline principle called *Althein*; but it has since been stated, by M. Plisson that it does not exist; what was taken for it having been Asparagin. *Brewster*, 8. 369. The *Cotton* of commerce is the hairy covering of the seeds of several species of *Gossypium*.

EXAMPLES. *Malva*, *Lavatera*, *Hibiscus*.

XXV. CHLENACEÆ.

CHLENACEÆ, *Thouars Hist. Veg. Afr. Austr.* 46. (1806); *Dec. Prodr.* 1. 521. (1824.)

DIAGNOSIS. Polypetalous dicotyledons, with hypogynous indefinite monadelphous stamens, concrete carpella, an ovarium with several cells, and suspended ovules, an imbricated calyx enclosed in an involucre, stipulate leaves, and round anthers bursting longitudinally.

ANOMALIES. *Leptolæna* has definite stamens.

ESSENTIAL CHARACTER. — *Involucre* 1-2-flowered, persistent, of variable form and texture. *Sepals* 3, small; æstivation imbricated? *Petals* 5 or 6, hypogynous, broader at the base, sometimes cohering there. *Stamens* either very numerous, or sometimes only 10; *filaments* either cohering at the base into a tube, or adhering to the tube of petals; *anthers* roundish, adnate, or loose, 2-celled. *Ovarium* single, 3-celled; *style* 1, filiform; *stigma* triple. *Capsule* 3-celled, or 1-celled by abortion. *Seeds* solitary or numerous, attached to the centre, suspended; *embryo* green, central; *albumen* fleshy according to Jussieu, or horny according to Du Petit Thouars; *cotyledons* foliaceous, wavy.—*Trees* or *shrubs*. *Leaves* alternate, with stipulæ, entire. *Stipulæ* deciduous. *Flowers* in panicles or racemes. *Dec.*

AFFINITIES. The monadelphous stamens and involucreted flowers indicate an affinity with Malvaceæ. But Jussieu refers them rather to the vicinity of Ebenaceæ, considering the order monopetalous, and the seeds albuminous. Very little is, in fact, known of these plants.

GEOGRAPHY. They are only eight certain species, which are all natives of Madagascar.

PROPERTIES. Handsome shrubs, with fine flowers, often red; but nothing is known of their qualities.

EXAMPLES. *Sarcolæna*, *Leptolæna*, *Rhodolæna*.

XXVI. BOMBACEÆ. THE COTTON TREE TRIBE.

BOMBACEÆ, *Kunth. Diss. Malv.* p. 5. (1822); *Dec. Prodr.* 1. 475. (1824); *A. St. Hilaire Fl. Br. merid.* 1. 257. (1827); a section of Malvaceæ.

DIAGNOSIS. Polypetalous dicotyledons, with hypogynous polyadelphous stamens, concrete carpella, an ovarium of several cells with the placentæ in the axis, a calyx with valvate æstivation, 1-celled anthers bursting longitudinally, no disk, flat cotyledons, and alternate stipulate leaves with stellate pubescence.

ANOMALIES. In *Cheirostemon* there are no petals, and the stamens are united in a 1-sided 5-lobed body.

ESSENTIAL CHARACTER. — *Sepals* 5, cohering in a campanulate or cylindrical tube, which is either truncate, or with 5 divisions: at the base of this, on the outside, are sometimes a few minute bractææ. *Petals* 5, regular; or sometimes none, but in that case the inside of the calyx is coloured. *Stamens* 5, 10, 15, or more; *filaments* cohering at the base into a tube, which is soldered to the tube of the petals, divided at the apex into 5 parcels, each of which bears one or more anthers, among which are sometimes some barren threads; *anthers* 1-celled, linear, reniform or anfractuose. *Ovarium* consisting of 5 carpella, rarely of 10, either partly distinct or cohering strictly, and dehiscing in various ways; *styles* as many as the carpella, either distinct or more or less coherent; *ovula* 2, or many more. *Fruit* variable, capsular, or indehiscent, usually with 5 valves, septiferous in the middle. *Seeds* often enveloped in wool or pulp; sometimes albuminous, with flat *cotyledons*; sometimes exalbuminous, with shrivelled or convolute *cotyledons*.—*Trees* or *shrubs*. *Leaves* alternate, with stipulæ. *Pubescence* of the herbaceous parts stellate.

AFFINITIES. So near Malvaceæ, that they may perhaps be considered rather a section than a distinct order. They are, however, often possessed of a peculiar habit, being chiefly large trees, with broad umbrageous leaves, and fine showy flowers. Their calyx is thick, and has not the regular

valvate æstivation of true Malvaceæ; they are also known by their pentadelphous stamens. The *Hand plant* of Mexico (*Cheirostemon*) owes its name to this latter circumstance; its five bundles of stamens being thick, coloured, and all turned to one side, so as to resemble a paw with five claws.

GEOGRAPHY. The station seems to be the hottest parts of the world; for the *Plagianthus* of Forster, referred here by M. Decandolle, probably does not belong to the order. The principal part of the species are South American or West Indian; a few *Helicteres*, one *Eriodendron*, one *Bombax*, and the *Durio*, being all that are recorded from the East Indies, and *Adansonia* and *Ophelus* being the only African plants of the order.

PROPERTIES. These, like Malvaceæ, are mucilaginous plants, having no known deleterious properties. *Bombax pentandrum*, the Cotton Tree of India, yields a gum, which is given in conjunction with spices in certain stages of bowel complaints. *Ainslie*, 2. 97. The largest tree in the world is the *Adansonia*, or Baobab Tree, the trunk of which has been found with a diameter of 30 feet; but its height is not in proportion. "It is emollient and mucilaginous in all its parts. The leaves dried and reduced to powder constitute *Lalo*, a favourite article with the Africans, which they mix daily with their food, for the purpose of diminishing the excessive perspiration to which they are subject in those climates; and even Europeans find it serviceable in cases of diarrhœa, fevers, and other maladies. The fruit is, perhaps, the most useful part of the tree. Its pulp is slightly acid and agreeable, and frequently eaten; while the juice is expressed from it, mixed with sugar, and constitutes a drink, which is valued as a specific in putrid and pestilential fevers." *Hooker Bot. Mag.* 2792. The dried pulp is mixed with water, and administered, in Egypt, in dysentery. It is chiefly composed of a gum, like Gum Senegal, a sugary matter, starch, and an acid which appears to be the malic. *Delile, Cent.* 12. The fruit of the *Durian* is considered one of the most delicious productions of nature; it is remarkably fetid, and therefore disagreeable to those who are unaccustomed to it, but it universally becomes in the end a favourite article of the dessert. It is found in the islands of the Indian Archipelago, where it is cultivated extensively; see *Hort. Trans.* 5. 106. The seeds of many of the species are enveloped in long hairs, like those of the true Cotton: it is found, however, that they cannot be manufactured, in consequence of no adhesion existing between the hairs. This is said to arise from the hairs being perfectly smooth, and destitute of certain asperities found upon the hairs of the true Cotton, to which that plant owes its valuable properties. The woolly coat of the seeds of the *Arvore de Paina* (*Chorisia speciosa*), and several species of *Eriodendron* and *Bombax*, is employed in different countries for stuffing cushions, and for similar domestic purposes. *Pl. Us.* 63. *Helicteres Sacarolha*, called by the latter name only in Brazil, is used against venereal disorders: a decoction of the root is administered. It is supposed that its effects depend upon its mucilaginous properties. *Ibid.* 64.

EXAMPLES. *Bombax*, *Matisia*, *Montezuma*, *Eriodendron*.

XXVII. STERCULIACEÆ.

STERCULIACEÆ, *Vent. Malm.* 2. 91. (1799). — HERMANNIACEÆ, *Juss.* — BYTTNERIACEÆ, *Brown in Flinders*, 2. 540. (1814); *Kunth. Diss.* p. 6. (1822); *Dec. Prodr.* 1. 431. (1824); *Aug. St. Hil. Fl. Bras. mer.* 1. 139. (1827); a section of Malvaceæ.

DIAGNOSIS. Polypetalous dicotyledons, with hypogynous monadelphous stamens, concrete carpella, an ovarium of several cells, and the pla-

centæ in the axis, a calyx with valvate æstivation, 2-celled anthers bursting longitudinally, no disk, and alternate stipulate leaves with stellate pubescence.

ANOMALIES. The carpella of *Sterculia* and *Erythropsis* are distinct, and their flowers have no petals. True Büttneriaceæ have five abortive stamens. *Waltheria* has but one carpellum, four being abortive.

ESSENTIAL CHARACTER. — *Calyx* either naked or surrounded with an involucrem, consisting of 5 sepals, more or less united at the base, with a valvular æstivation. *Petals* 5, or none, hypogynous, convolute in æstivation, often saccate at the base, and variously lengthened at the apex. *Stamens* definite or indefinite, monadelphous in various ways, some among them being often sterile; *anthers* 2-celled, turned outwards. *Pistillum* consisting of 5, or rarely 3, carpella, either distinct or cohering into a single ovarium; *styles* equal in number to the carpella, distinct or united; *ovula* erect. *Fruit* capsular, with 3 or 5 cells. *Seeds* with a strophiolate apex, often winged; *albumen* oily or fleshy, rarely wanting; *embryo* straight, with an inferior radicle; *cotyledons* either foliaceous, flat, and plaited, or rolled round the plumula, or else very thick, but this only in the seeds without albumen. — *Trees or shrubs.* *Pubescence* often stellate. *Leaves* alternate, simple, often toothed, with stipulæ. *Peduncles* cymose.

AFFINITIES. I take this order as it is understood by Kunth and Decandolle, without being at all certain that Büttneriaceæ, as proposed by Mr. Brown, are not really distinct. As it now stands, it comprehends plants very variable in some of their characters, as will appear from the distinctions of the sections enumerated further on. Differing as these do from each other, they are all distinguished from their nearest allies, Malvaceæ, by their 2-celled anthers, and from Tiliaceæ and Elæocarpeæ by their monadelphous stamens. Their valvate calyx is the great mark of combination which unites them with these last-mentioned orders. The fruit of *Sterculia* often exhibits beautiful illustrations of the real nature of that form of fruit which botanists call the follicle, and helps to demonstrate that it, and hence all simple carpella, are formed of leaves, the sides of which are inflexed, and the margins dilated into placentæ, bearing ovula. In *Sterculia platanifolia*, in particular, the follicles burst and acquire the form of coriaceous leaves, bearing the seeds upon their margin. But, notwithstanding this peculiarity of the distinct carpella, on account of which *Sterculia* would, as the type of an order, be referable to another artificial section, it is impossible to doubt that *Reevesia*, a remarkable Chinese plant, having the habit and peculiar conformation of anthers found in *Sterculia*, along with the petals and fruit of *Pterospermum*, completely identifies the genus with polypetalous syncarpous orders.

The following are the sections:—

§ 1. TRUE STERCULIACEÆ.

Büttneriaceæ, § Sterculiaceæ, *Kunth*, l. c. (1822). § Sterculiæ, *Dec. Prodr.* 1. 481. (1824.)

Flowers frequently unisexual. Flowers with or without petals. Stamens often connected in a long column, bearing the anthers at the apex. Fruit either deeply lobed, or concrete.—*Trees.* Leaves simple, entire, or lobed; petioles with a swelling at both their base and apex.

EXAMPLES. *Sterculia*, *Heritiera*, *Reevesia*.

§ 2. DOMBEYACEÆ.

Büttneriaceæ, § Dombeyaceæ, *Kunth*, l. c. (1822). *Dec.* l. c. (1824.)

Calyx 5-lobed. *Petals* 5, rather large, unequal-sided, convolute in æstivation. *Stamens* some multiple of the number of the petals, in a single row, monadelphous, rarely all fertile, usually some sterile, thread- or strap-shaped; some (usually 2 or 3 between each sterile stamen) fertile, and more or less combined. *Styles* from 3 to 5, combined or distinct.

Ovula 2 or more in each cell, in two rows. Embryo straight, in the axis of fleshy albumen. Cotyledons leafy, often bifid, crumpled or flat. *Dec.*

EXAMPLES. Pentapetes, Astrapæa, Dombeya.

§ 3. WALLICHIEÆ.

Büttneriaceæ, § Wallichieæ, *Dec. Mem. Mus.* 10. 102. (1823); *Prodr.* 1. 501. (1824.)

Calyx 5-lobed, surrounded by an involucre, consisting of from 3 to 5 leaves, and distant from the flower. Petals 5, flat. Stamens numerous, with long monadelphous filaments, of which the outermost are the smallest, arranged in a column like those of Malvaceæ. Anthers erect, 2-celled. *Dec.*

EXAMPLES. Eriolæna, Wallichia.

§ 4. HERMANNIACEÆ.

Hermanniaecæ, *Juss. ex Kunth Diss.* p. 11. (1822); *Nov. Gen.* 5. 312. (1821); *Dec. Prodr.* 1. 490. (1824); a section of Büttneriaceæ.

Flowers hermaphrodite. Calyx 5-lobed, persistent, either with or without an involucre. Petals 5, twisted spirally before expansion. Stamens 5, monadelphous in a slight degree, all fertile and opposite the petals, with ovate 2-celled anthers. Carpella concrete. Albumen between fleshy and mealy. Embryo included; radicle inferior, ovate. Cotyledons flat, leafy, entire. *Dec.*—Shrubs, or herbaceous plants. Leaves alternate, simple, entire, or variously cut. Stipules 2, adhering to the petioles. Peduncles axillary, or opposite the leaves, or terminal, with 1, 3, or many flowers, which are usually in umbels. *Kunth.* M. Decandolle assigns these plants a curved embryo; but all Hermanniaecæ have it not.

EXAMPLES. Melochia, Hermannia, Riedleia.

§ 5. TRUE BÜTTNERIACEÆ.

Büttneriaceæ, *R. Brown*, l. c.; *Kunth*, l. c. p. 6.—Büttneriæ, *Dec. Prodr.* 1. 484.

Petals usually hollowed out at the base, and expanded at the point into a sort of strap. Filaments 5, sterile, ligulate, opposite the petals; others fertile, alternate, solitary, or pentadelphous in threes, or with but a single anther. Ovarium 5-celled, the cells usually 2-seeded. Seeds sometimes without albumen, with thick cotyledons; sometimes albuminous, with foliaceous, plane, or convolute cotyledons. *Dec.*—Trees, shrubs, or very rarely herbaceous plants. Leaves alternate, entire, sometimes cut. Stipules twin. Peduncles axillary, opposite the leaves, and terminal, with 1 or many flowers. *Kunth.*

EXAMPLES. Theobroma, Guazuma, Commersonia, Büttneria.

§ 6. LASIOPETALEÆ.

Lasiopetaleæ, *Gay. Mem. Mus.* 7. 431. (1821).—Büttneriaceæ, § Lasiopetaleæ, *Kunth*, l. c. (1822); *Dec.* l. c. (1824.)

Calyx 5-parted, petaloid, persistent, or withering. Petals minute, like scales, or wanting. Filaments subulate, connate at the base; sometimes 5, opposite the petals; sometimes 10, alternately barren and fertile. Anthers incumbent, with contiguous lobes. Ovarium with from 3 to 5 cells, each of which contains from 2 to 8 ovules. Carpella 5, 2-valved, usually closely concrete, or partially distinct. Seeds strophiolate at the base. Albumen fleshy. Embryo erect. Cotyledons flat, foliaceous. *Dec.*—Shrubs. Leaves alternate, usually in threes, simple, entire, or lobed. Stipules twin (or perhaps none). Inflorescence cymose, corymbose, or racemose, opposite the leaves, very rarely produced within the leaves. Pedicels with bractæ, sometimes articulated above the middle. *Kunth.*

EXAMPLES. Lasiopetalum, Seringia.

GEOGRAPHY. India, New Holland, the Cape of Good Hope, and South America, with the West Indies, are the chief countries inhabited by this order, taken collectively; but its various sections are each characterised by peculiarities of geographical distribution. Thus:—

Sterculiaceæ are principally found in India and equinoctial Africa; 5 or 6 only have been discovered in Mexico and South America.

Dombeyaceæ are all African or East Indian, mostly the latter, with the exception of *Pentapetes ovata*, found in New Spain.

Wallichieæ are half Indian and half South American; but 4 species only are on record in the whole.

Of *Hermanniaceæ* two-thirds are found exclusively at the Cape of Good Hope; the remainder are chiefly West Indian and South American; about one-tenth are natives of the East Indies, and two or three are found in the South Seas.

The *Büttneriaceæ* are principally natives of South America and the West Indies; about one-seventh is found in the East Indies, a similar number in New Holland, and a single species, *Glossostemon Bruguieri*, in Persia.

Lasiopetaleæ are exclusively from New Holland.

PROPERTIES. These, like the orders most nearly related to them, are chiefly remarkable for the abundance of mucilage they contain. The seeds of *Sterculia acuminata* afford the Kola spoken of by African travellers, which, when chewed or sucked, renders the flavour of water, even if half putrid, agreeable. The seeds of the Chichà, *Sterculia Chicha*, are eaten as nuts by the Brazilians. *Pl. Usuelles*, 46. The Gum Tragacanth of Sierra Leone is produced by a species of *Sterculia* (*St. Tragacantha Mihi*). The pod of *Sterculia fœtida* is, according to Horsfield, employed in gonorrhœa in Java. The leaves are considered repellent and aperient. A decoction of the fruit is mucilaginous and astringent. *Ainslie*, 2. 119. The bark of a species of *Sterculia* is employed in the Moluccas as an emmenagogue; and the seeds of all that genus are filled with an oil, which may be expressed and used for lamps. There is a slight acidity in the seeds of *Sterculia*. The *Waltheria Douradinha* is used in Brazil as a remedy for venereal disorders, for which its very mucilaginous nature renders it proper. *Pl. Usuelles*, 36. The fruit of *Guazuma ulmifolia* is filled with a sweet and agreeable mucilage, which the Brazilians suck with much pleasure. In Martinique the young bark is used to clarify sugar, for which the copious mucilage it yields when macerated qualifies it. In the same island the infusion of the old bark is esteemed as a sudorific, and useful in cutaneous diseases. *Ibid.* 47. The buttery, slightly bitter substance, called *Cocoa*, is obtained from the seeds of *Theobroma Cacao*, and from this Chocolate is prepared.

XXVIII. MORINGEÆ.

MORINGEÆ, *R. Brown in Denham*, p. 33. (1826.)

DIAGNOSIS. Polypetalous dicotyledons, with perigynous stamens, concrete carpella, a superior 1-celled ovary with parietal placentæ, a 3-valved capsule, somewhat irregular flowers, and embryo without albumen.

ANOMALIES.

ESSENTIAL CHARACTER. — *Calyx* consisting of 5 nearly equal divisions (deciduous, *Dec.*), the tube lined with a fleshy disk; *æstivation* slightly imbricated. *Corolla* of 5 nearly equal petals, the uppermost of which is ascending. *Stamens* 10, arising from the top of the tube of the calyx; 5 opposite the sepals, sometimes sterile; *filaments* slightly petaloid, callos and hairy at the base; *anthers* simple, 1-celled, with a thick convex connectivum. *Ovarium* stipitate, superior, 1-celled, with 3 parietal placentæ; *style* filiform, terminal, not obliquely inserted; *stigma* simple. *Fruit* a long pod-like capsule, with 3 valves, and only 1 cell; the valves bearing the seeds along their middle. *Seeds* numerous, half buried in the fungous substance of the valves, sometimes winged; *embryo* without albumen; *radicle* straight, very small; *cotyledons* fleshy, plano-convex.—*Trees*. *Leaves* pinnate, with an odd one. *Flowers* in panicles.

AFFINITIES. Confounded with Leguminosæ, until separated by the authority of Mr. Brown, who does not, however, point out the real affinities of the order. M. Decandolle, who did not overlook its anomalous structure as a Leguminous plant, accounted for the compound nature of its fruit upon the supposition, that although unity of carpellum is the normal structure of Leguminosæ, yet the presence of more ovaria than one, in a few instances in that order, explained the constantly trilocular state of that of *Moringa*. To this, however, there are numerous and grave objections, which cannot fail to strike every botanist. To me it appears very near Bignoniaceæ, notwithstanding its polypetalous corolla, agreeing with that order in its compound fruit, winged seeds, irregular flowers, and compound leaves. It may be also compared with Malvaceæ, on account of its nearly valvate sepals, or rather with Büttneriaceæ on the same account, and because of its sterile stamens alternating with the fertile ones; its habit is, however, against the approximation, and it is probable that these coincidences indicate analogy rather than affinity.

GEOGRAPHY. Natives of the East Indies and Arabia.

PROPERTIES. The root of the *Hyperanthera Moringa* has a pungent odour, with a warm, biting, and somewhat aromatic taste; it is used as a stimulant in paralytic affections and intermittent fever; it is also employed as a rubefacient. *Ainslie*, l. 175. The nuts (seeds) of this plant, called by the French *pois quéniques* and *chicot*, have been used in venereal affections. *Ibid.*

EXAMPLE. *Moringa*.

XXIX. TILIACEÆ. THE LINDEN TRIBE.

TILIACEÆ, *Juss. Gen.* 290. (1789) *in part.*; *Kunth. Malv. Diss.* p. 14. (1822); *Dec. Prodr.* l. 503. (1824); *Lindl. Coll.* p. 54. (1829.)

DIAGNOSIS. Polypetalous dicotyledons, with hypogynous distinct stamens, concrete carpella, an ovarium with several cells, and the placentæ in the axis, a calyx with valvate æstivation, anthers bursting longitudinally, and hypogynous glands between the petals and ovarium.

ANOMALIES. Petals sometimes absent. *Diplophractum* is remarkable for having an extremely anomalous fruit, with several spurious cells, and with the placentæ apparently in the circumference instead of the axis. *Apeiba* has sometimes as many as 24 cells in the fruit. Mr. Brown notices the existence of an African genus of this order (*Christiana*, *Dec.*), remarkable in having a calyx of 3 lobes, while its corolla consists of 5 petals; the fruit composed of 5 single-seeded capsules, connected only at the base. *Conq.* 428.

ESSENTIAL CHARACTER.—*Sepals* 4 or 5, with a valvular æstivation, usually with no involucreum. *Petals* 4 or 5, entire, usually with a little pit at their base; very seldom wanting; most commonly the size of the sepals. *Stamens* generally indefinite, hypogynous, distinct; *anthers* 2-celled, dehiscent longitudinally; in *Sparmannia* the outer stamens are barren. *Disk* formed of glands, equal in number to the petals, at the base of which they are placed, adhering to the stalk of the ovarium. *Ovarium* single, composed of from 4 to 10 carpella; *style* one; *stigmata* as many as the carpella. *Fruit* dry, of several cells. *Seeds* numerous; *embryo* erect in the axis of fleshy *albumen*, with flat foliaceous *cotyledons*.—*Trees* or *shrubs*, very seldom *herbaceous* plants. *Leaves* simple, stipulate, toothed, alternate. *Flowers* axillary.

AFFINITIES. These resemble Sterculiaceæ, Malvaceæ, and the orders allied to them, in most respects, and especially in the valvate æstivation of their calyx. They are known by their glandular disk and distinct stamens, with 2-celled anthers.

GEOGRAPHY. The principal part of the order is found within the tropics all over the world, forming mean weed-like plants, or shrubs, or trees, with handsome, usually white or pink, flowers. A small number is peculiar to the northern parts of either hemisphere, where they form timber-trees.

PROPERTIES. They have all a mucilaginous, wholesome juice. The leaves of *Corchorus olitorius* are used in Egypt as a pot-herb. The berries of some of them are succulent and eatable. The species are more remarkable for the toughness of the fibres of their inner bark, which are used for various economical purposes. Fishing lines and nets are made in India of *Corchorus capsularis*; and the Russian mats of commerce are manufactured from the *Tilia*. The bark of *Luhæa paniculata* is used in Brazil for tanning leather. The wood of *Luhæa divaricata*, which is white and light, but very close grained, makes good musket-stocks, and wooden soles for shoes. The Brazilians call all such *Açoita cavallos*, because the sticks they use for driving their cattle are generally obtained from them. *Pl. Us.* 66.

EXAMPLES. *Tilia*, *Sparmannia*, *Corchorus*.

XXX. ELÆOCARPEÆ.

ELÆOCARPEÆ, *Juss. Ann. Mus.* 11. 223. (1808); *Dec. Prodr.* 1. 519. (1824.)

DIAGNOSIS. Polypetalous dicotyledons, with numerous hypogynous distinct stamens, concrete carpella, a many-celled ovarium with the placentæ in the axis, a calyx with valvate æstivation, anthers bursting by pores, and lacerated imbricated petals.

ANOMALIES. None, if *Decadia*, a genus of which little is known, with round anthers and 10 slightly serrated petals, be excluded.

ESSENTIAL CHARACTER.—*Sepals* 4 or 5, with a valvular æstivation, and no involucreum. *Petals* 4 or 5, hypogynous, lobed or fringed at the point. *Disk* glandular, somewhat projecting. *Stamens* from 15 to 20; *filaments* short, distinct; *anthers* long, filiform, 4-cornered, 2-celled, the cells opening by an oblong pore at the apex. *Ovarium* many-celled; *style* one. *Fruit* variable, either indehiscent, dry, or drupaceous, or valvular. *Seeds* 2 or more in each cell; *albumen* fleshy; *embryo* erect, with flat, leafy *cotyledons*.—*Trees* or *shrubs*. *Leaves* alternate, entire or serrated, simple, with deciduous *stipulæ*. *Flowers* racemose.

AFFINITIES. These differ from *Tiliaceæ* only in their fringed petals, and anthers opening by two pores at the apex. *Dec.* M. Kunth combines them with that order. *Diss. Malv.* p. 16.

GEOGRAPHY. Of the described species, 10 are found in the East Indies, 4 in South America, 2 in New Holland, and 2 in New Zealand; several more, however, exist in India.

PROPERTIES. Nothing more is known than that the fruit of some is eatable. They are handsome trees or shrubs, with showy flowers; and the furrowed, sculptured, bony fruit of the *Elæocarpi*, being freed from its pulp, forms handsome necklaces, which are not uncommonly set in gold, and sold in the shops.

EXAMPLES. *Elæocarpus*, *Vallea*.

XXXI. DIPTEROCARPEÆ. THE CAMPHOR TREE TRIBE.

DIPTEROCARPEÆ, *Blume Bijdr.* p. 222. (1825); *Fl. Javæ* (1829).

DIAGNOSIS. Polypetalous dicotyledons, with hypogynous indefinite stamens, subulate anthers opening towards the apex, concrete carpella, an ovarium of several cells with pendulous ovules in pairs, a tubular calyx with imbricated æstivation, and a fruit surrounded by the dilated unequal foliaceous calyx.

ANOMALIES.

ESSENTIAL CHARACTER.—*Calyx* tubular, 5-lobed, unequal, naked at the base; æstivation imbricated. *Petals* hypogynous, sessile, combined at the base; æstivation contorted. *Stamens* indefinite, hypogynous, distinct, or slightly and irregularly polyadelphous; *anthers* innate, subulate, opening longitudinally towards the apex; *filaments* dilated at the base. *Ovarium* superior, without a disk, few-celled; *ovules* in pairs, pendulous; *style* single; *stigma* simple. *Fruit* coriaceous, 1-celled by abortion, 3-valved or indehiscent, surrounded by the enlarged calyx. *Seed* single, without albumen; *cotyledons* twisted and crumpled, or unequal and obliquely incumbent; *radicle* superior.—Elegant trees, abounding in resinous juice. *Leaves* alternate, involute in veneration, with veins running out from the midrib to the margin; *stipules* deciduous, oblong, convolute, terminating the branches with a taper point. *Peduncles* terminal, or almost so, in racemes or panicles; *flowers* usually large.

AFFINITIES. Very near *Elæocarpeæ*, but also allied to *Malvaceæ* in the contorted æstivation of the corolla, and the crumpled cotyledons: they differ from the latter in having the stamens either distinct or partially combined, long narrow 2-celled anthers, and pendulous ovules; and from the former in their petals not being fringed, and in want of albumen. Their resinous juice, solitary superior ovarium, drupaceous fruit, numerous long anthers, irregular coloured calyx, and single exalbuminous seed, allies them, as Blume remarks, to *Guttiferæ*, from which their stipulæ and the æstivation of the corolla abundantly distinguish them. The enlarged foliaceous unequal segments of the calyx, while investing the fruit, point out this family at once.

GEOGRAPHY. Only found in the eastern islands of the Indian Archipelago, where, according to Blume, they form the largest trees of the forest.

PROPERTIES. Here belongs the famous Camphor tree of Sumatra, *Dryobalanops Camphora*, which is no doubt a species of *Dipterocarpus*. The camphor is found in a concrete state in the cavities and fissures in the heart of the tree. It is less volatile than the common camphor of commerce. *Ed. P. J.* 6. 400. See remarks upon this tree in Blume's *Flora Javæ*. *Shorea robusta* yields a balsamic resin used in the temples of India. The fruit of *Vateria indica* (Piney Tree) is boiled for the sake of a tallow, which rises to the surface of the water, and forms a hard cake when cool. In this state it is whitish, greasy to the touch, with rather an agreeable odour. It is extremely tenacious and solid, but melts at a temperature of $97\frac{1}{2}^{\circ}$ Fahr. *Brewster*, 4. 186.

EXAMPLES. *Dipterocarpus*, *Dryobalanops*.

XXXII. TERNSTRÖMIACEÆ.

TERNSTRÖMIÆ, *Mirb. Bull. Philom.* 381. (1813.)—TERNSTRÖMIACEÆ, *Dec. Mem. Soc. H. N. Gener.* vol. 1. (1823); *Prodr.* 1. 523. (1824); *Cambessédes Mémoire* (1828.)—THEACEÆ, *Mirb. Bull. Phil.* (1813.)—CAMELLIEÆ, *Dec. Theor. Elem. ed.* 1. (1813); *Prodr.* 1. 529. (1824.)

DIAGNOSIS. Polypetalous dicotyledons, with hypogynous, indefinite, monadelphous, or polyadelphous stamens, concrete carpella, an ovarium of several cells, with the placenta in the axis, a persistent imbricated many-leaved calyx, alternate simple leaves, and definite seeds.

ANOMALIES. *Cochlospermum* has the ovarium 1-celled, with imperfect septa, to the margins of which the ovula are attached. Leaves very rarely opposite. *Cambessédes*.

ESSENTIAL CHARACTER.—*Flowers* very rarely polygamous. *Sepals* 5 or 7, imbricated in æstivation, concave, coriaceous, deciduous, the innermost often the largest. *Petals* 5, 6, or 9, equal in number to the sepals, often combined at the base. *Stamens* very numerous; *filaments* filiform, monadelphous, or polyadelphous; *anthers* versatile, or adnate. *Ovarium* superior, with several cells; *styles* from 3 to 7, filiform, more or less combined; *ovules* pendulous, or erect, or peltate. *Capsule* 2-7-celled and capsular, with the dehiscence taking place in various ways; sometimes coriaceous and indehiscent; usually with a central column. *Seeds* large, attached to the axis, very few; *albumen* none, or in very small quantity; *embryo* straight, bowed or folded back, the radicle turned to the hilum; *cotyledons* very large, often filled with oil, occasionally plaited lengthwise; an arillus sometimes present.—*Trees or shrubs*. *Leaves* alternate, coriaceous, without *stipulae*, usually undivided, now and then with pellucid dots. *Peduncles* axillary or terminal, articulated at the base. *Flowers* generally white, seldom pink or red, very rarely (in *Cochlospermum*) yellow.

AFFINITIES. This order originated in 1813, with M. Mirbel, who separated some of its genera from Aurantiaceæ, where they had been placed by Jussieu, and at the same time founded another closely allied order, under the name of Theaceæ. These opinions were substantially adopted by Messrs. Kunth and Decandolle, the latter of whom, moreover, formed several sections among his Ternströmiaceæ. It is, however, certain, that no solid difference exists between this last order and Theaceæ or Camellieæ, as they were called by Decandolle; and Cambessédes, after a careful revision of the whole, has come to the conclusion, that even the sections proposed by Decandolle among Ternströmiaceæ are untenable. I shall profit by M. Cambessédes' observations in all I have to say upon the order. Ternströmiaceæ may be compared, in the first place, with Guttiferæ, with which they accord more closely than with any thing else, and in the affinities of which they entirely participate. They differ thus: in Ternströmiaceæ the leaves are alternate, to which there are scarcely any exceptions; they are always opposite in Guttiferæ. In the former the normal number of the parts of the flower appears to be 5 and its multiples; in Guttiferæ it is evidently two. In the former the calyx is always perfectly distinct from the corolla; these two organs are usually confounded in the latter. Ternströmiaceæ have the petals generally united at the base, and a twisted æstivation; in Guttiferæ they are distinct, with a convolute æstivation. The seeds of the former are almost always either destitute of albumen, or furnished with a membranous wing; the latter have neither the one nor the other. The first have the radicle always near the hilum; the second have it either near the hilum or turned in an opposite direction. Finally, in Guttiferæ the cotyledons are very thick, and firmly glued together; and this character, which is not observed in Ternströmiaceæ, is the more important, as it is not liable to any exception. Ternströmiaceæ are allied to Hypericineæ through the medium of *Carpodontos*, a genus which, with the foliage of the latter order, has the fruit of the former; and also of certain plants of Hypericineæ, which, according to Cambessédes, have

a definite number of seeds. With *Marcgraaviaceæ* they agree through *Norantea*, which has the stamens slightly adherent to the base of the petals, and fixed anthers; but that order is entirely different in habit, and is well marked by its singular cucullate bracteæ, its fruit, and its wingless exalbuminous seeds. Many genera of *Ternströmiaceæ*, such as *Kielmeyera* and others, have the habit of *Tiliaceæ*, while the fruit of *Laplacea* is strikingly like that of *Luhea*; but the æstivation of the calyx and many other characters distinguish them.

GEOGRAPHY. Although the plants of this order which are known in European gardens are chiefly from China or North America, these form but an inconsiderable part of the whole: 7 or 8 are all that are contained in the first of these countries, and 4 in the latter; while between 60 and 70, all beautiful trees or shrubs, are natives of the woods of South America: about a score are known in the East Indies, and one in Africa.

PROPERTIES. These are ill understood, but little being known of the greater part of the species. The tea which is so extensively consumed by Europeans is produced by different species of *Thea* and *Camellia*. An excellent table oil is expressed from the seeds of *Camellia oleifera*. The different species and varieties of *Camellia japonica* are the glory of gardeners. The fruit of a species of *Saurauja* is said to be acidulous, and to resemble Tomatoes in flavour. *Dec.* The leaves of *Kielmeyera speciosa* are employed in Brazil for fomentations, for which they are well adapted, on account of the mucilage in which they abound. *Pl. Us.* 58. It is believed in Brazil, that a decoction of the roots of a plant called *Butua do curvo* (*Wittelsbachia insignis Mart.*, *Maximiliana regia Ibid.*, *Cochlospermum insigne Aug. St. H.*) has the power of healing internal abscesses. The Brazilians take it for all kinds of internal bruises. *Pl. Us.* 57.

EXAMPLES. *Thea*, *Gordonia*, *Saurauja*, *Ternströmia*.

XXXIII. LECYTHIDÆ.

LECYTHIDÆÆ, *Richard MSS. Poiteau Mem. Mus.* 12. 141. (1825); *Dec. Prodr.* 3. 290. (1826); a sect. of *Myrtaceæ*. *Ach. Richard in Ann. des Sc.* 1. 321. (1824.)

DIAGNOSIS. Polypetalous dicotyledons, with indefinite perigynous stamens, concrete carpella, an inferior ovarium of several cells, round anthers, indefinite ovula, and exalbuminous seeds.

ANOMALIES. Ovula sometimes definite.

ESSENTIAL CHARACTER.—*Calyx* superior, 2- to 6-leaved, or urceolate, with a divided limb; æstivation valvate or imbricated. *Corolla* consisting of 6 petals, sometimes cohering at the base, with an imbricated æstivation. *Stamens* indefinite, epigynous, either connected into a single petaloid cucullate unilateral body, or monadelphous at the base. *Ovarium* inferior, 2- to 6-celled; *ovula* indefinite, or definite attached to the axis; *stigma* simple. *Fruit* a woody capsule, either opening with a lid or remaining closed. *Seeds* several, covered by a thick integument; *embryo* without *albumen*, either undivided, or with two large plaited leafy or fleshy *cotyledons*, sometimes folded upon the *radicle*, which is next the *hilum*.—*Large trees*, with alternate entire or toothed *leaves*, with minute deciduous stipule, and without pellucid dots. *Flowers* large, showy, terminal, solitary, or racemose.

AFFINITIES. Combined by Decandolle and others with *Myrtaceæ*, from which they differ most essentially in their alternate, often serrated, leaves, without pellucid dots. To me they appear, notwithstanding the perigynous station of their stamens, to be more nearly allied to *Ternströmiaceæ*. For an account of the germination of *Lecythis*, see *Du Petit Thouars, Ess.* 3. 32.

GEOGRAPHY. Natives of the hottest parts of South America, especially of Guiana.

PROPERTIES. The fruit of *Couroupita guianensis*, called *Abricot sauvage* in Cayenne, is vinous and pleasant. The most gigantic tree in the ancient forests of Brazil is that called the *Sapucaya*. It is the *Lecythis ollaria*, the seeds of which are large and eatable. *Pr. Max. Trav.* 83. The fleshy seeds of all the species of *Lecythis* are eatable, but they leave a bitter unpleasant after-taste in the mouth. The bark of *L. ollaria* is easily separable, by beating the liber into a number of fine distinct layers, which divide so neatly from each other, that, when separated, they have the appearance of thin satiny paper. Poiteau says he has counted as many as 110 of these coatings. The Indians cut them in pieces, as wrappers for their cigars. The well-known Brazil nuts of the shops of London are the seeds of *Bertholletia excelsa*. The lacerated parts of the flowers of *Couroupita guianensis* become blue upon exposure to the air. The *Gustavia urceolata* is called *bois puant*, because its wood becomes, after similar exposure, excessively fetid. *Poiteau*, l. c.

EXAMPLES. *Bertholletia*, *Lecythis*, *Gustavia*.

XXXIV. GUTTIFERÆ. THE MANGOSTEEN TRIBE.

GUTTIFERÆ, *Juss. Gen.* 243. (1789); *Dec. Prodr.* 1. 557. (1824); *Cambessédes Mémoire* (1828).

DIAGNOSIS. Polypetalous dicotyledons, with hypogynous indefinite unequal stamens, adnate anthers, concrete carpella, an ovarium of several cells with the placentæ in the axis, a persistent imbricated many-leaved calyx, opposite simple leaves without stipulæ, and resinous juice.

ANOMALIES. *Havetia* has the anthers immersed in a fleshy receptacle. The ovarium of *Calophyllum* is 1-celled, and the petals opposite the sepals.

ESSENTIAL CHARACTER.—*Flowers* hermaphrodite, or unisexual. *Sepals* from 2 to 6, usually persistent, round, membranous, and imbricated, frequently unequal and coloured. *Petals* hypogynous, from 4 to 10, passing insensibly into sepals. *Stamens* numerous, either distinct, or combined in one or more parcels, hypogynous, rarely definite; *filaments* of various lengths; *anthers* adnate, bursting inwards, sometimes very small, occasionally bursting outwards, sometimes 1-celled, and sometimes opening by a pore. *Disk* fleshy, occasionally 5-lobed. *Ovarium* solitary, superior, 1- or many-celled; *ovules* solitary, erect, or ascending, or numerous and attached to central placentæ; *style* none, or very short; *stigma* peltate, or radiate. *Fruit* either dry or succulent, 1- or many-celled, 1- or many-seeded, dehiscent or indehiscent. *Seeds* frequently nestling in pulp; their coat thin and membranous; always apterous, very frequently with an arillus; *albumen* none; *embryo* straight; *cotyledons* thick, inseparable; *radicle* either turned to or from the hilum. — *Trees* or *shrubs*, occasionally parasitical, yielding resinous juice. *Leaves* without stipulæ, opposite, very rarely alternate, coriaceous, entire, with a strong midrib, and often with the lateral veins running through to the margin. *Flowers* usually numerous, axillary, or terminal, white, pink, or red, articulated with their peduncle.

AFFINITIES. In treating of Ternströmiaceæ I have made use of the excellent memoir of Cambessédes for the purpose of explaining the affinities of that order with this; and I draw the following comparisons from the same source; premising only, that European botanists are much in want of good observations upon living plants of Guttiferæ, and that there is no order that is more in need of elucidation from some skilful Indian botanist than this. M. Cambessédes remarks, that Guttiferæ differ from Hypericineæ in their branches, their leaves, and their articulated peduncles; in the normal number of the parts of their flowers, which appears to be two and its

multiples, instead of three or four, which obtains in Hypericineæ; in their anthers united the whole length with the filament, and not articulated at the summit; in their seeds, which often have an arillus, and are solitary in each cell of the ovarium, a character found in no Hypericineæ (the monospermous cells of the fruit of some Vismias is due to abortion); finally, in the structure of the embryo, which is different in the two orders. Marcgraaviaceæ are distinguished by their alternate leaves, the singular form of their lower bracteæ, their petals frequently united, and by their seeds being very small, and exceedingly numerous.

GEOGRAPHY. All natives of the tropics, the greater part of South America; a few are from Madagascar, none from the continent of Africa. They generally require situations combining excessive heat and humidity.

PROPERTIES. The species all abound in a viscid, yellow, acrid, and purgative gum-resinous juice resembling Gamboge. According to some, the *Stalagmitis Gambogioides* yields the gum-resin called Gamboge, which is obtained by removing the bark or by breaking the leaves and young shoots. This substance, or something approaching it very nearly, is also obtained from *Garcinia celebica*, and a plant named *Gambogia gutta*. The powerful drastic cathartic properties of Gamboge are well known. If dissolved in water, and examined beneath a very powerful microscope, this substance will be found to consist entirely of active molecules. According to Dr. Hamilton, there is no ground for supposing the Gamboge to be produced by *Garcinia Cambogia*, as some have believed. *L. Tr.* 13. 485. In the West Indies the juice of *Mammea* is employed to destroy the chiggers, little insects which attack the naked feet, introducing themselves into the flesh below the toe-nails. The bark of many kinds is astringent and slightly vermifugal. The berry of *Garcinia Mangostana* is believed to be the most grateful to the palate of all the fruits that are known. The Butter and Tallow-tree of Sierra Leone, which owes its name (*Pentadesma butyracea*) to the yellow greasy juice its fruit yields when cut, belongs to this order.

EXAMPLES. *Garcinia*, *Calophyllum*, *Clusia*.

XXXV. MARCGRAAVIACEÆ.

MARCGRAAVIACEÆ, *Juss. Ann. Mus.* 14. 397. (1809); *Dec. Prodr.* 1. 565. (1824.)

DIAGNOSIS. Polypetalous dicotyledons, with hypogynous indefinite stamens, concrete carpella, an ovarium of several cells with the placenta in the axis, a persistent imbricated many-leaved calyx, alternate simple leaves and indefinite seeds.

ANOMALIES. The corolla is calyptriform in *Antholoma* and *Marcgraavia*.

ESSENTIAL CHARACTER.—*Sepals* from 2 to 7, usually coriaceous and imbricated. *Corolla* hypogynous; sometimes monopetalous, calyptriform, entire, or torn at the point, sometimes consisting of five petals. *Stamens* indefinite, inserted either on the receptacle or on a hypogynous membrane; *filaments* dilated at the base; *anthers* long, innate, bursting inwards. *Ovarium* single, superior, usually furrowed, many-celled, many-seeded; *style* single; *stigma* single or capitate; *ovula* numerous, attached to a central placentia. *Capsule* coriaceous, consisting of several valves which separate slightly; *dissepiments* proceeding from the middle of the valves, but not meeting in the centre, so that the fruit is 1-celled. *Seeds* very minute and numerous, nestling in pulp.—*Shrubs*, having sometimes a scrambling habit. *Leaves* alternate. *Flowers* in umbels or spikes. *Peduncles* naked, or furnished with either simple or cucullate hollow *bracteæ*.

AFFINITIES. The station of this order is uncertain; it approaches Ebenaceæ in its monopetalous corolla cut round at the base, in the anthers attached

by their base, and the alternate leaves: *Ericææ* in the anthers and disk of the genus *Antholoma*: *Hypericineæ* and *Guttiferæ* in the hypogynous stamens, the polypetalous corolla of some genera, placentation and numerous seeds; wherefore Jussieu stationed the order near *Clusia*. *Dec. Prodr.* 1. 565. (1824.) M. Turpin has somewhere remarked, that the bractæ of this order offer a clear explanation of the conversion of a degenerated leaf into an ovulum.

GEOGRAPHY. All found in equinoctial America, except *Antholema*, which is a native of New Caledonia.

PROPERTIES. Handsome and curious plants, remarkable for their singular cucullate bractæ. Nothing is known of their qualities.

M. Decandolle distinguishes

Sub-order I. *MARCGRAAVIÆ.*

Corolla calyptriform. Stamens inserted in the receptacle.

Sub-order II. *NORANTEÆ.*

Petals 5. Stamens pressed close to the corolla, and as if inserted into it.

EXAMPLES. *Norantea*, *Marcgraavia*.

XXXVI. HYPERICINEÆ. THE TUTSAN TRIBE.

HYPERICA, *Juss. Gen.* 254. (1789).—*HYPERICINEÆ*; *Chois. Prodr. Hyp.* 32. (1821); *Dec. Prodr.* 1. 541. (1824); *Lindl. Synops.* p. 41. (1829.)

DIAGNOSIS. Polypetalous dicotyledons, with hypogynous indefinite symmetrical polyadelphous stamens, concrete carpella, an ovarium of several cells with the placentæ in the axis, an irregular calyx with imbricate æstivation, indefinite seeds, and resinous yellow juice.

ANOMALIES. *Laneritia* has 10 monadelphous stamens. Some species of *Vismia* have solitary seeds, according to Cambessédés.

ESSENTIAL CHARACTER.—*Sepals* 4-5, either more or less cohering, or wholly distinct, persistent, unequal, with glandular dots. *Petals* 4-5, hypogynous, with a twisted æstivation and oblique venation, often having black dots. *Stamens* indefinite, hypogynous, in three or more parcels; *anthers* versatile. *Ovary* single, superior; *styles* several, rarely connate; *stigmas* simple, occasionally capitate. *Fruit* a capsule or berry, of many valves and many cells; the edges of the former being curved inwards. *Seeds* minute, indefinite, usually tapering, attached to a placenta in the axis or on the inner edge of the dissepiments; *embryo* straight, with an inferior radicle and no albumen.—*Herbaceous* plants, *shrubs*, or *trees*, with a resinous juice. *Leaves* opposite, entire, dotted, occasionally alternate and crenated. *Flowers* generally yellow. *Inflorescence* variable.

AFFINITIES. Nearly allied to *Guttiferæ*, from which they chiefly differ in their small round and versatile anthers, numerous styles, and polyspermous capsules. To *Cistineæ* they approximate in many points, differing principally in their fruit, polyadelphous stamens, and dotted leaves. With *Saxifrageæ* they appear to me to have a strong relation, through the medium of *Parnassia*, the fringed glands of which are analogous to the polyandrous fascicles of *Hypericum*. The leaves of *Hypericineæ* are very commonly marked with dots, which are either transparent, or black and opaque.

GEOGRAPHY. These are very generally spread over the surface of the earth, inhabiting mountains and valleys, marshes and dry plains, meadows and heaths. The following is the distribution of them, according to M. Choisy:—Europe, 19; North America, 41; South America, 21; West Indies, 1; Asia, 24; New Holland, 5; Africa and the neighbouring islands,

7; Azores and Canaries, 5; common to Europe and Asia, 4; common to Europe, Asia, and Africa, 1. (*Choisy Prodr.* 1821.)

PROPERTIES. The juice of many species is slightly purgative and febrifugal; it is most copious in the *Vismias*, and is analogous to Gamboge, has a resinous smell, and gives out to spirit of wine, or oil, a red colour, which may be employed in dyeing. *Hypericum hircinum* is fœtid. A gargle for sore throats is prepared in Brazil from the *Hypericum connatum*, commonly called *Orelha de Gato*. *Pl. Us.* 61. A decoction of the leaves of another species, *Hypericum laxiusculum*, or *Allecrim brabo*, is reputed in the same country as a specific against the bites of serpents. *Ib.* 62.

EXAMPLES. *Hypericum*, *Vismea*, *Elodea*.

The following sections are employed by M. Choisy:—

Sub-order I. TRUE HYPERICINEÆ.

Seeds taper. Styles usually from 3 to 5.

Tribe 1. *VISMIEÆ*. Fruit a berry. Flowers in distinct, leafless, racemose, or corymbose panicles. Trees or shrubs. Leaves stalked.

Tribe 2. *HYPERICEÆ*. Fruit a capsule. Flowers terminal or axillary. Herbaceous plants or under-shrubs. Leaves usually sessile.

Sub-order II. ANOMALOUS HYPERICINEÆ.

Seeds flat, winged. Styles more than 5.

XXXVII. REAUMURIEÆ.

REAUMURIEÆ, *Ehrenberg in Ann. des Sc.* 12. 78. (1827.)

DIAGNOSIS. Polypetalous dicotyledons, with indefinite hypogynous stamens, concrete carpella, an imbricated calyx, an ovarium of several cells, several styles, and villous seeds definite in number.

ANOMALIES.

ESSENTIAL CHARACTER.—*Calyx* 5-parted, surrounded externally by imbricated bractæ. *Petals* 5, hypogynous. *Stamens* definite or indefinite, hypogynous, with or without an hypogynous disk; *anthers* peltate. *Ovarium* superior; *styles* several, filiform, or subulate. *Fruit* capsular, with 2 to 5 valves, and as many cells, and a loculicidal dehiscence. *Seeds* definite, villous, erect; *embryo* straight, surrounded by a small quantity of mealy *albumen*; radicle next the hilum.—*Shrubs*. *Leaves* fleshy, scale-like, or small, alternate, without stipulæ. *Flowers* solitary.

AFFINITIES. Dr. Ehrenberg suggests (*Ann. des Sc.* 12. 78.) that *Reaumuria* and *Hololachna*, both of which have, according to him, hypogynous stamens, may constitute a little group, to be called *Reaumurieæ*. To me the order appears more nearly related to *Hypericineæ* than to either *Ficoideæ* or *Tamariscineæ*. From the former it chiefly differs in its succulent habit, and definite villous seeds, agreeing, in *Reaumuria* at least, even in the obliquity of the veins of the petals, and in the leaves being dotted. From *Ficoideæ* its hypogynous stamens and seeds distinguish it; from *Tamariscineæ* its plurilocular ovarium and distinct styles; from *Nitriaceæ* its erect villous seeds, distinct styles, and hypogynous stamens.

GEOGRAPHY. Natives of the Mediterranean and the milder parts of Northern Asia.

PROPERTIES. None except the presence of saline matter in great abundance.

EXAMPLES. *Reaumuria*, *Hololachna*.

XXXVIII. SAXIFRAGÆ. THE SAXIFRAGE TRIBE.

SAXIFRAGÆ, *Juss. Gen.* 306. (1769); *Vent. Tabl.* 2. 277. (1799).—SAXIFRAGÆ, *Dec. and Duby*, 207. (1823); *Lindl. Synops.* 66. (1829.)

DIAGNOSIS. Polypetalous dicotyledons, with perigynous definite stamens, (2) ovaria adhering more or less to the calyx and to each other, indefinite seeds, and no stipulæ.

ANOMALIES. *Parnassia* has 4 parietal placentæ opposite the lobes of the stigma. Petals sometimes absent. *Adoxa* is a doubtful genus of the order, with a berry of several cells. In *Heuchera* the flowers are irregular.

ESSENTIAL CHARACTER.—*Calyx* either superior or inferior, of 4 or 5 sepals, which cohere more or less at their base. *Petals* 5, or none, inserted between the lobes of the calyx. *Stamens* 5-10, inserted either into the calyx (perigynous), or beneath the ovarium (hypogynous); *anthers* 2-celled, bursting longitudinally. *Disk* either hypogynous or perigynous, sometimes nearly obsolete, sometimes annular and notched, rarely consisting of 5 scales. *Ovarium* inferior, or nearly superior, usually consisting of 2 carpella, cohering more or less by their face, but distinct at the apex; sometimes 2-celled with a central placenta; sometimes 1-celled with parietal placentæ; rarely 4- or 5-celled. *Styles* none. *Stigmata* sessile on the tips of the lobes of the ovarium. *Fruit* generally a membranous 1- or 2-celled capsule with 2 bractæ; rarely a 4-celled 4-valved capsule; sometimes a 4-celled berry. *Seeds* numerous, very minute; usually with long hexagonal reticulations on the side of a transparent testa. *Embryo* taper, in the axis of fleshy albumen, with the radicle next the hilum.—*Herbaceous* plants, often growing in patches. *Leaves* simple, either divided or entire, alternate, without stipulæ. *Flower-stems* simple, often naked.

AFFINITIES. Most nearly allied to Rosaceæ, with the herbaceous part of which they agree in habit, and from which they differ in their polyspermous partially concrete carpella, albuminous seeds, and want of stipulæ. From Cunoniaceæ they are divided rather by their habit, and by the want of stipulæ, than by any thing very positive in their fructification; the principal characteristic feature of which consists in the more perfect concretion of the carpella. Baueraeæ are known by their habit, indefinite stamens, and peculiar dehiscence of the anthers. To Caryophyllæ their habit allies them; but they differ in the insertion of their stamens, their placentation, the situation of their embryo, and otherwise. Portulacææ, which may be compared with them, particularly on account of the situation of their stamens, want of stipulæ, and albuminous seeds, differ essentially in the structure of the embryo, in the want of symmetry in the parts of the flower, and in placentation. Grossulacææ, however different they are in habit, agree very much in the general structure of the flowers; they differ in the ovarium being completely concrete and inferior, with two parietal placentæ, in the seeds being attached to long umbilical cords, in the albumen being corneous, and the embryo extremely minute. *Chrysosplenium* and *Adoxa* are both remarkable for the want of petals; and *Parnassia*, which I think, upon the whole, is a genuine genus of this order, exhibits the singular anomaly of placentæ being opposite the lobes of the stigma, an unilocular ovarium, the shell of which consists of two distinct plates connected by an intervening loose substance, and a peculiar development of an hypogynous disk, which assumes the form of 5 fringed scales, alternate with the stamens, and of a highly curious structure. *Adoxa*, which has a berry of several cells, and which is always referred here, appears to me far more anomalous than *Parnassia*. *Drummondia* has the stamens equal in number to the petals and opposite them, thus indicating some analogy with the monopetalous Primulacææ.

GEOGRAPHY. Little elegant herbaceous plants, usually with white

flowers, cæspitose leaves, and glandular stems: some of the species have yellow flowers, others have red, but none blue. They are natives of mountainous tracts in Europe and the northern parts of the world, frequently forming the chief beauty of that rich turf which is found near the snow in high Alpine stations. Some grow on rocks and old walls, and in hedge-rows, or near rivulets, or in groves.

PROPERTIES. According to Decandolle, the whole order is more or less astringent. The root of *Heuchera americana* is a powerful astringent, whence it is called in North America Alum root. *Barton*, 2. 162. Otherwise they possess no known properties; *for the old idea of their being lithontriptic appears to have been derived from their name rather than their virtues.

EXAMPLES. Saxifraga, Robertsonia, Adoxa, Parnassia.

XXXIX. CUNONIACEÆ.

CUNONIACEÆ, *R. Br. in Flinders*, 548. (1814).

DIAGNOSIS. Polypetalous dicotyledons, with definite perigynous stamens, separate carpella, a more or less inferior ovarium, shrubby stem, and interpetiolar stipulæ.

ANOMALIES. Petals sometimes wanting.

ESSENTIAL CHARACTER.—*Calyx* 4 or 5 cleft, half superior or nearly inferior. *Petals* 4 or 5, occasionally wanting. *Stamens* perigynous, definite, 8-10. *Ovarium* 2-celled; the cells having 2 or many seeds; *styles* 1 or 2. *Fruit* 2-celled, capsular, or indehiscent. *Embryo* in the axis of fleshy albumen.—*Trees* or *shrubs*. *Leaves* opposite, compound or simple, usually with interpetiolar *stipulæ*.

AFFINITIES. More readily distinguished from Saxifrageæ by their widely different habit than by any very important characters in the fructification. *Brown in Flinders*, 548. The shrubby habit and remarkable interpetiolar stipules are their principal character. Baueraceæ are known by their indefinite stamens, porous anthers, and want of stipulæ.

GEOGRAPHY. Natives of the Cape, South America, and the East Indies.

PROPERTIES. A *Weinmannia* is used in Peru for tanning leather, and its astringent bark is employed to adulterate the Peruvian bark. The Indian *Weinmannias* appear to possess similar astringent qualities. *Dec.*

EXAMPLES. Cunonia, Weinmannia.

XL. BAUERACEÆ.

A section of Cunoniaceæ, *R. Brown in Flinders*, 548. (1814).

DIAGNOSIS. Polypetalous dicotyledons, with indefinite perigynous stamens, ovaria adhering more or less to the calyx and each other, anthers bursting by two pores, indefinite seeds, and no stipulæ.

ANOMALIES.

ESSENTIAL CHARACTER.—*Sepals* 3, foliaceous, inferior. *Petals* the same number, alternate with them, arising from the base of the calyx. *Stamens* indefinite, obscurely perigynous; *anthers* oblong, bursting by two pores at the apex. *Carpella* 2, a little inferior, coherent, each 1-celled, with numerous ovula attached to a common central axis; *style* one, filiform, to each ovarium. *Fruit* capsular, opening at the apex. *Seeds* indefinite, attached

to a central placenta; *embryo* in the axis of fleshy albumen, with a long taper radicle, pointing to the hilum.—*Shrubs*. *Leaves* toothed, ternate, opposite, without stipule. *Flowers* solitary, axillary.

AFFINITIES. I distinguish this small order both from Saxifrageæ and Cunoniaceæ by its indefinite stamens, anthers dehiscing by pores, and by its peculiar habit. It has always been considered an anomaly, with whichsoever of those two orders it has been combined, and is now conveniently separated from them. The origin of the petals and stamens appears at first sight to be hypogynous. But if a flower be carefully cut through vertically, it will be found that the ovarium coheres slightly with the calyx, and that the petals and stamens take their origin from above the point of cohesion. They are consequently perigynous, and not hypogynous.

GEOGRAPHY. Native of New Holland.

PROPERTIES. None that are known, except beauty.

EXAMPLE. *Bauera* only.

XLI. BRUNIACEÆ.

BRUNIACEÆ, *R. Brown in Abel's China* (1818); *Dec. Prodr.* 2. 43. (1825); *Ad. Brongniart in Ann. des Sc. Nat.* (1826).

DIAGNOSIS. Polypetalous dicotyledons, with perigynous stamens equal in number to the petals, concrete carpella, an inferior ovarium of from 1 to 3 cells, containing definite pendulous ovules, imbricated sepals, and embryo in the axis of albumen.

ANOMALIES. *Berzelia* has a single carpellum. *Raspailia* has the ovarium superior.

ESSENTIAL CHARACTER.—*Calyx* superior, 5-cleft, imbricated, occasionally nearly inferior. *Petals* alternate with the segments of the calyx, arising from its throat, imbricated. *Stamens* alternate with the petals, arising from the same point, or from a disk surrounding the ovarium; *anthers* turned outwards, 2-celled, bursting longitudinally. *Ovarium* half inferior, with from 1 to 3 cells, in each of which there is from 1 to 2 suspended collateral ovula; *style* simple or bifid; *stigma* simple. *Fruit* diœcious or indehiscent, 2- or 1-celled, crowned by the persistent calyx. *Seeds* solitary or in pairs, suspended, sometimes with a short arillus; *albumen* fleshy; *embryo* minute at the base of the seed, with a conical superior radicle, and short fleshy cotyledons.—Branched, heath-like *shrubs*. *Leaves* small, imbricated, rigid, entire, with a callous point. *Flowers* small, capitate, or paniced, or even terminal, and solitary; either naked, or with large involucreting bractee.

AFFINITIES. Nearly allied to Hamamelidææ, which are known by their habit, stipules, and deciduous valves of the anthers, and also by their valvate sepals and petals. Brongniart indicates an affinity with Myrtaceæ through Imbricaria, which is very nearly constructed as true Bruniaceæ, but has the stamens opposite the petals, and dotted leaves. The genus *Raspailia* is remarkable for having the stamens arising from the top of a superior ovarium! and *Thamnea* is perhaps a solitary instance of a 1-celled ovarium with the ovules adhering to a central columnar axis. This order appears to me to approach Penæaceæ in several points.

GEOGRAPHY. All found at the Cape of Good Hope, with the exception of a single species inhabiting Madagascar.

PROPERTIES. Unknown.

EXAMPLES. *Brunia*, *Linconia*, *Raspailia*.

XLII. HAMAMELIDÆ. THE WITCH-HAZEL TRIBE.

HAMAMELIDÆ, *R. Br. in Abel's Voyage to China*, (1818); *A. Richard Nouv. Élém.* 532. (1828.)

DIAGNOSIS. Polypetalous dicotyledons, with perigynous stamens twice the number of the petals, concrete carpella, an inferior ovarium of 2 cells with solitary pendulous ovules, alternate leaves, deciduous stipulæ, valvate calyx, linear valvate-involute petals, and deciduous valves to the anthers.

ANOMALIES. Fothergilla is apetalous.

ESSENTIAL CHARACTER.—*Calyx* superior, in 4 pieces. *Petals* 4, linear, with a valvular aestivation. *Stamens* 8, of which 4 are alternate with the petals; their *anthers* turned inwards, 2-celled, each cell opening by a valve which is finally deciduous, and 4 are sterile, and placed at the base of the petals. *Ovarium* 2-celled, inferior; *ovules* solitary, pendulous or suspended; *styles* 2. *Fruit* half inferior, capsular, usually opening with two septiferous valves. *Seeds* pendulous; *embryo* in the midst of fleshy albumen; *radicle* superior.—*Shrubs.* *Leaves* alternate, deciduous, toothed, with veins running from the midrib straight to the margin. *Stipulæ* deciduous. *Flowers* small, axillary.

AFFINITIES. Distinguished from Saxifrageæ by the deciduous valves of the anthers, definite seeds, and shrubby stem bearing alternate leaves and deciduous stipulæ. In the latter respect related to Cupuliferæ, from which the petals and calyx divide them. According to Mr. Brown, their affinity is on the one hand with Bruniaceæ, from which they are distinguished by the insertion and dehiscence of the anthers, the monospermous cells of the ovarium, the dehiscence of the capsule, the quadrifid calyx and habit; and on the other with Cornus, Marlea, and the neighbouring genera; in some respects also with Araliaceæ, but differing in their capsular fruit, the structure of the anthers, and other marks. See *Abel's Voyage, Appendix.*

GEOGRAPHY. Natives of North America and Japan, or the north of China.

PROPERTIES. Unknown.

EXAMPLES. Hamamelis, Fothergilla.

XLIII. PHILADELPHÆ. THE SYRINGA TRIBE.

PHILADELPHÆ, *Don in Jamson's Journal*, 133. (April 1826); *Dec. Prodr.* 3. 205. (1826.)

DIAGNOSIS. Polypetalous dicotyledons, with indefinite perigynous stamens, concrete carpella, an inferior ovarium of several cells, round anthers, indefinite ovula, and albuminous seeds.

ANOMALIES.

ESSENTIAL CHARACTER.—*Calyx* superior, with a persistent limb, having from 4 to 10 divisions. *Petals* alternate with the segments of the calyx, and equal to them in number, with a convolute-imbriate aestivation. *Stamens* indefinite, arising in 1 or 2 rows from the orifice of the calyx. *Styles* either distinct, or consolidated into one; *stigmas* several. *Capsule* half inferior, with from 4 to 10 cells, many-seeded. *Seeds* scrobiform, subulate, smooth, heaped in the angles of the cells upon an angular placenta; *arillus*? loose, membranous. *Albumen* fleshy; *embryo* inverted, about as long as the albumen; *cotyledons* oval, obtuse, flattish; *radicle* longer than the cotyledons, superior, straight, obtuse.—*Shrubs.* *Leaves* deciduous, opposite, toothed, without dots or stipulæ. *Peduncles* axillary or terminal, in trichotomous cymes. *Flowers* always white.

AFFINITIES. The genera of this order were formerly referred to Myrtaceæ; and I think there is a dissertation by the late President of the Lin-

nean Society, in which he endeavoured to shew the difficulty of distinguishing *Leptospermum* even *generically* from *Philadelphus*,—so little did his school at that time know of the method of pursuing botanical inquiries. The affinity of the order has, however, been very properly shewn by Mr. Don to be not so much with *Myrtaceæ* as with *Saxifrageæ*, to which latter *Philadelphææ* do in fact closely approach, differing widely in habit, but in fructification distinguished chiefly by the numerous cells of the fruit and the indefinite stamens. Decandolle points out an approach to *Hydrangea*; and if that genus does not actually belong to this order, it is at least probable that it is a link connecting it with *Viburnum*, agreeing almost equally with *Philadelphææ* and *Viburnææ* in habit and fructification. *Deutzia* of Thunberg, which is not included in the order by Decandolle, certainly belongs to it; as I first learned from Mr. Brown's notes in Dr. Wallich's Herbarium, and as I since find stated by Mr. Don.

GEOGRAPHY. Deciduous shrubs, inhabiting thickets in Europe, North America, the north of India, and Japan.

PROPERTIES. Unknown.

EXAMPLES. *Philadelphus*, *Deutzia*.

XLIV. ESCALLONIÆ.

ESCALLONIÆ, *R. Brown in Franklin's Voyage*, 766. (1824.)

DIAGNOSIS. Polypetalous dicotyledons, with definite perigynous stamens, concrete carpella, an inferior ovarium of several cells with indefinite ovula, 5 sepals, and petals cohering in a tube.

ANOMALIES.

ESSENTIAL CHARACTER.—*Calyx* superior, 5-toothed. *Corolla* consisting of 5 petals, alternate with the segments of the calyx, from within which they arise, forming by their cohesion a tube, but finally separating from each other; aestivation imbricated. *Stamens* arising from the calyx, alternate with the petals; *anthers* bursting longitudinally. *Disk* conical, epigynous, plaited, surrounding the base of the style. *Ovarium* inferior, 2-celled, with two large polyspermous placenta in the axis; *style* simple; *stigma* 2-lobed. *Fruit* capsular, 2-celled, surmounted by the persistent style and calyx, splitting by the separation of the cells at their base. *Seeds* very numerous and minute; with a transparent membranous integument; *embryo* minute, in the apex of oily *albumen*, its *radicle* at the opposite extremity of the hilum.—*Shrubs* with alternate, toothed, resinously glandular, exstipulate leaves, and axillary conspicuous flowers.

AFFINITIES. Distinguished from *Grossulaceæ* by the cohering petals, and by the radicle of the embryo being at the extremity most remote from the hilum; the albumen is also oily, not horny, and the placenta are not parietal. From *Philadelphææ* they are known by their glandular leaves and minute embryo; from *Vacciniææ* by the final separation of the petals, and by the anthers.

GEOGRAPHY. All found in the temperate parts of South America, particularly Chile.

PROPERTIES. Unknown. Handsome shrubs, with evergreen leaves.

EXAMPLE. *Escallonia*.

XLV. GROSSULACEÆ. THE CURRANT TRIBE.

GROSSULARIÆ, *Dec. Fl. Fr.* 4. 406. (1804); *Kunth Nov. G. et Sp.* 6. 58. (1823);
Dec. Prodr. 3. 477. (1826).—RIBESIÆ, *Ach. Rich. Bot. Med.* 2. 487. (1823).—
 GROSSULACEÆ, *Mirb. Elém.* 2. 897. (1815); *Lindl. Synops.* 106. (1829.)

DIAGNOSIS. Polypetalous dicotyledons, with 5 perigynous fertile stamens, concrete carpella, an inferior ovarium with one cell and parietal placenta, baccate fruit, and distinct petals and sepals.

ANOMALIES.

ESSENTIAL CHARACTER.—*Calyx* superior, 4- or 5-parted, regular, coloured. *Petals* 5, minute, inserted in the throat of the calyx. *Stamens* 5, inserted alternately with the petals, very short. *Ovarium* 1-celled, with 2 opposite parietal placenta; *ovules* numerous; *style* 2-3-4-cleft. *Berry* crowned with the remains of the flower, 1-celled; the cell filled with pulp. *Seeds* numerous, suspended among the pulp by long filiform funiculi; *testa* externally gelatinous, adhering firmly to the *albumen*, which is horny; *embryo* minute, excentric, with the *radicle* next the hilum.—*Shrubs*, either unarmed or spiny. *Leaves* alternate, lobed, with a plaited veneration. *Flowers* in axillary racemes, with bractea at their base, very rarely unisexual.

AFFINITIES. Formerly confounded with Cactea, to which, notwithstanding the dissimilarity of their appearance, they are indeed most closely related; the principal differences between the two orders are, that in Cactea the stamens are indefinite, the seeds without albumen, and the calyx and corolla undistinguishable; while in Grossulaceæ the stamens are definite, the seeds albuminous, and the calyx and corolla distinct. There are spines in both orders, and some of the Cactea have distinct leaves. From Onagraria, Grossulaceæ are distinguished by the minute embryo, parietal placenta, and the quinary divisions of the floral envelopes; from Homalineæ by the want of glands at the base of the sepals and petals, which are also undistinguishable from one another in the latter; and from Loaseæ by habit, number of stamens and petals, and various other characters.

GEOGRAPHY. Natives of the mountains, hills, woods, and thickets, of the temperate parts of Europe, Asia, and America, but unknown in Africa, the tropics of either hemisphere, or the South Sea Islands. In North America they are particularly abundant, and on the mountains of Northern India they contribute to give a European character to that remarkable region.

PROPERTIES. The properties of the Gooseberry and Currant are those of the generality of the order, except that in other species a mawkish or extremely acid taste is substituted for the refreshing and agreeable flavour of the former. Some are emetic. The black Currant, which is tonic and stimulant, has fragrant glands upon its leaves and flowers; these reservoirs are also found upon some other species. Malic acid exists in Currants and Gooseberries. *Turner, 634.*

EXAMPLE. *Ribes.*

XLVI. CACTEÆ. THE INDIAN-FIG TRIBE.

CACTI, *Juss. Gen.* 310. (1789) *in part.*—CACTOIDEÆ, *Vent. Tabl.* 3. 289. (1799).—
 OPUNTIACEÆ, *Juss. Dict. Sc.* 35. 144. (1825) *in part.*; *Kunth Nov. G. et Sp.* 6. 65.
 (1823).—NOPALEÆ, *Dec. Théorie Elém.* 216. (1819).—CACTEÆ, *Dec. Prodr.* 3. 457.
 (1826); *Mem. Mus.* (1829).

DIAGNOSIS. Polypetalous succulent dicotyledons, with indefinite perigynous fertile stamens, concrete carpella, an inferior ovarium with one cell and parietal placenta, baccate fruit, and imbricate petals and sepals.

ANOMALIES. The calyx and corolla are distinguishable in *Rhipsalis*, which is also said to have its seeds attached to a central placenta.

ESSENTIAL CHARACTER.—*Sepals* numerous, usually indefinite, and confounded with the petals, either crowning the ovarium, or covering its whole surface. *Petals* numerous, usually indefinite, arising from the orifice of the calyx, sometimes irregular. *Stamens* indefinite, more or less cohering with the petals and sepals; *filaments* long, filiform; *anthers* ovate, versatile. *Ovarium* fleshy, inferior, 1-celled, with numerous ovula arranged upon parietal placenta, equal in number to the lobes of the stigma; *style* filiform; *stigmata* numerous, collected in a cluster. *Fruit* succulent, 1-celled, many-seeded, either smooth, or covered with scales, scars, or tubercles. *Seeds* parietal, or, having lost their adhesion, nestling in pulp, ovate or obovate, without albumen; *embryo* either straight, curved, or spiral, with a short thick radicle; *cotyledons* flat, thick, foliaceous, sometimes almost obsolete (in the leafless species). — Succulent *shrubs*, very variable in form. *Stems* usually angular, or two-edged, or foliaceous. *Leaves* almost always wanting; when present, fleshy, smooth, and entire or spine-like. *Flowers* either showy or minute, usually lasting only one day or night, always sessile.

AFFINITIES. It has been already remarked, on more than one occasion, in this work, that the state of anamorphosis, or, in other words, that remarkable distension or increase of the cellular tissue of vegetables, from which the name of succulent is derived, is no indication of natural affinity, but rather to be considered a modification of structure which may be common to all tribes. Hence the immediate relationship of *Cactæ* is neither with *Euphorbiaceæ*, nor *Laurinææ*, nor *Asclepiadeæ*, nor *Ficoideæ*, nor *Portulacææ*, nor *Asphodeleæ*, all of which contain a greater or less number of succulent genera; but with *Grossulacææ*, in which no tendency whatever to anamorphosis exists. The distinction between the two orders is mentioned under *Grossulacææ*. Through *Rhipsalis*, which is said to have a central placenta, *Cactææ* are connected with *Portulacææ*, to which also the curved embryo of the section of *Opuntiaceæ* probably indicates an approach. Decandolle further traces an affinity between these plants and *Ficoideæ*. For an elaborate account of this order, see his memoir above quoted.

GEOGRAPHY. America is the station of the order; no species appearing to be natives of any other part of the world; in that country they are abundant in the tropics, extending a short distance beyond them, both to the north and the south. Decandolle states that 32° or 33° north latitude is the northern limit of the order; but it is certain that a species is either wild or naturalised in Long Island, in latitude 42° north, and that there is another somewhere about 49° , in the Rocky mountains. The species which are said to be wild or naturalised in Europe, Mauritius, and Arabia, have been introduced from America, and having found themselves in situations suitable to their habits, have taken possession of the soil like actual natives: in Europe this does not extend beyond the town of Final, in 44° north latitude. There is no reason for supposing that the modern *Opuntia* is described in Theophrastus, as Sprengel asserts; the description of the former writer applying, as far as it applies to any thing now known, rather to some tree like *Ficus religiosa*. Hot, dry, exposed places are the favourite stations of *Cactææ*, for which they are peculiarly adapted, in consequence of the small quantity of evaporating pores which they possess, as compared with other plants; a circumstance which, as Decandolle has satisfactorily shewn, will account for the excessively succulent state of their tissue.

PROPERTIES. The fruit is very similar in its properties to that of *Grossulacææ*, some being refreshing and agreeable to the taste, others mucilaginous and insipid; they are all, however, destitute of the excessive acidity of some gooseberries and currants. The fruit of *Cactus opuntia* has the property of staining red the urine of those who eat it. The juice of *Cactus mammillaris* is remarkable for being slightly milky, and at the same time sweet and insipid.

Decandolle has the two following sections, the characters of the last of which are not, however, very certainly ascertained to be correct:—

I. OPUNTIACEÆ.

Ovula and seeds parietal.

EXAMPLES. Cactus, Opuntia, Mammillaria.

II. RHIPSALIDEÆ.

Ovula and seeds attached to a central axis.

EXAMPLE. Rhipsalis.

XLVII. ONAGRARIÆ. THE EVENING PRIMROSE TRIBE.

ONAGRÆ, *Juss. Gen.* 317. (1789).—EPILOBIACEÆ, *Vent. Tabl.* 3. 307. (1799).—
ONAGRARIÆ, *Juss. Ann. Mus.* 3. 315. (1804) *in part.*; *Dec. Prodr.* 3. 35. (1828); *Lindl. Synops.* 107. (1829.)

DIAGNOSIS. Polypetalous dicotyledons, with definite perigynous stamens, concrete carpella, an inferior ovarium of several cells, with indefinite ovula, 4 divisions of the calyx, and roundish anthers erect in æstivation.

ANOMALIES.

ESSENTIAL CHARACTER.—*Calyx* superior, tubular, with the limb usually 4-lobed; the lobes cohering in various degrees, with a valvate æstivation. *Petals* generally equal in number to the lobes of the calyx, into the throat of which they are inserted, regular, with a twisted æstivation. *Stamens* definite, inserted into the calyx; *filaments* distinct; *pollen* triangular, usually cohering by threads. *Ovarium* of several cells, generally crowned by a disk; *style* filiform; *stigma* either capitate or 4-lobed. *Fruit* baccate or capsular, many-seeded, with from 2 to 4 cells. *Seeds* numerous, without *albumen*; *embryo* straight; *radicle* long and taper; *cotyledons* very short.—*Herbaceous* plants or *shrubs*. *Leaves* alternate or opposite, simple, entire, or toothed. *Flowers* red, purple, white, blue, or yellow, axillary, or terminal.

AFFINITIES. Onagrariæ differ from all the orders allied to them in the length of the radicle; they are particularly distinguished from Salicariæ by their inferior calyx; from Halorageæ by their filiform style, and by their exalbuminous seeds not being pendulous; from Myrtaceæ by the want of pellucid dots, and by the definite number of their stamens. *Dec.* For the distinctions between them and Hydrocaryes, Callitrichinæ, and Circææ, see those orders.

The following sections of Decandolle appear worthy of being adopted:—

1. MONTINIEÆ.

Fruit capsular. Seeds with a membranous wing, imbricated, erect.—
Trees or shrubs, with alternate leaves.

2. FUCHSIEÆ.

Fruit baccate. Tube of the calyx elongated beyond the ovarium.—
Chiefly American trees or shrubs, with opposite leaves.

3. ONAGRÆÆ.

Fruit capsular, with many-seeded cells, and seeds without wings. Tube of the calyx extended beyond the ovarium. Stamens twice as many as the petals.—
Herbaceous plants, sometimes slightly shrubby at the base.

4. JUSSIEÆ.

Fruit capsular, with many-seeded cells. Calyx persistent, but not tubular.—
Herbaceous plants, rarely under-shrubs.

GEOGRAPHY. Chiefly natives of the temperate parts of the world, and

especially of America: a good many are found in India, and a large number in Europe. In Africa they are scarcer, being mostly confined to the Cape, and to a few *Jussiaea*s inhabiting other parts of that continent.

PROPERTIES. Few, or unknown. *Oenothera biennis* is cultivated for the sake of its eatable roots; and the leaves of *Jussiaea peruviana* form an emollient poultice. *Dec.*

EXAMPLES. *Oenothera*, *Epilobium*, *Jussiaea*, *Fuchsia*.

XLVIII. HALORAGEÆ.

HALORAGEÆ, *R. Brown in Flinders*, 17. (1814); *Dec. Prodr.* 3. 65. (1828); *Lindl. Synops.* 110. (1829).—HYGROBIÆ, *Rich. Anal. Fr.* (1808).—HIPPURIDÆ, *Link Enum.* 1. 5. (1821) *handb.* 1. 238. (1829).—CERCODIANÆ, *Juss. Dict. Sc. Nat.* (1817.)

DIAGNOSIS. Polypetalous dicotyledons, with definite perigynous stamens, concrete carpella, an inferior ovarium with pendulous definite ovula, a depauperated calyx, and embryo in the midst of fleshy albumen.

ANOMALIES. Petals often wanting. *Hippuris* has the habit of an *Equisetum*.

ESSENTIAL CHARACTER.—*Calyx* superior, with a minute limb. *Petals* minute, inserted into the summit of the calyx, or wanting. *Stamens* inserted in the same place, equal in number to the petals, or occasionally fewer. *Ovarium* adhering inseparably to the calyx, with 1 or more cells; *style* none; *stigmata* equal in number to the cells, papulose, or pencil-formed; *ovula* pendulous. *Fruit* dry, indehiscent, membranous, or bony, with 1 or more cells. *Seeds* solitary, pendulous; *albumen* fleshy; *embryo* straight, in the axis; *radicle* superior, long and taper; *cotyledons* minute.—*Herbaceous* plants or *under-shrubs*, often growing in wet places. *Leaves* either alternate, opposite, or whorled. *Flowers* axillary, sessile, occasionally monœcious or diœcious.

AFFINITIES. Placed by Link among Monocotyledons, but inseparable from Dicotyledons, and especially related to Onagraricæ, from which the minute calyx and albuminous solitary pendulous seeds chiefly distinguish them. Very closely akin also to *Circæaceæ* and *Hydrocaryes*, both which see. The affinity of *Callitrichinæ* is probably not very great, although M. Decandolle has considered it a mere section of the order.

GEOGRAPHY. Damp places, ditches, and slow streams, in Europe, North America, Southern Africa, Japan, China, New Holland, and the South Sea Islands, are the favourite resort of this order.

PROPERTIES. Of no importance. Many are troublesome weeds.

EXAMPLES. *Haloragis*, *Hippuris*, *Myriophyllum*.

XLIX. CIRCÆACEÆ. THE ENCHANTER'S NIGHTSHADE TRIBE.

CIRCÆACEÆ, *Lindl. Synops.* p. 109. (1829.)

DIAGNOSIS. Polypetalous dicotyledons, with definite perigynous stamens, concrete carpella, an inferior ovarium of 2 cells, with definite erect ovula.

ANOMALIES.

ESSENTIAL CHARACTER.—*Calyx* superior, deciduous, tubular, with a two-parted limb. *Petals* 2, alternate with the lobes of the calyx. *Stamens* 2, alternate with the petals,

inserted into the calyx. *Disk* large, cup-shaped, filling up the whole of the tube of the calyx, and projecting beyond it. *Ovarium* 2-celled, with an erect ovulum in each cell; *style* simple, arising out of the disk; *stigma* emarginate. *Fruit* 2-celled, 2-valved, 2-seeded. *Seeds* solitary, erect; *albumen* none; *embryo* erect; *radicle* short, inferior.—*Herbaceous* plants. *Leaves* opposite, toothed, stalked. *Flowers* in terminal and lateral racemes, covered with uncinatè hairs.

AFFINITIES. This order differs from *Onagrariæ* in its large fleshy disk, which fills up the tube of the calyx, in its solitary erect ovula, and in the binary division of the flower. It is connected with that order through *Lopezia*, with which it cannot, however, be absolutely associated; and bears about the same relation to *Onagrariæ* as is borne by *Halorageæ*.

GEOGRAPHY. Natives of the northern parts of the world, inhabiting groves and thickets.

PROPERTIES. Unknown.

EXAMPLE. *Circæa*.

L. HYDROCARYES. THE WATER CHESTNUT TRIBE.

HYDROCARYES, *Link Enum. Hort. Ber.* 1. 141. (1821).—**ONAGRARIÆ**, § *Hydrocaryes*, *Dec. Prodr.* 3. 63. (1828.)

DIAGNOSIS. Polypetalous dicotyledons, with definite perigynous stamens, concrete carpella, an inferior ovarium with definite pendulous ovules, no albumen, and very unequal cotyledons.

ANOMALIES.

ESSENTIAL CHARACTER.—*Calyx* superior, 4-parted. *Petals* 4, arising from the throat of the calyx. *Stamens* 4, alternate with the last. *Ovarium* 2-celled; *ovules* solitary, pendulous; *style* filiform, thickened at the base; *stigma* capitate. *Fruit* hard, indehiscent, 1-celled, 1-seeded, crowned by the indurated segments of the calyx. *Seed* solitary, large, pendulous; *albumen* none; *cotyledons* 2, very unequal.—*Floating* plants. *Lower leaves* opposite, upper alternate; those under water cut into capillary segments; *petioles* tumid in the middle. *Flowers* small, axillary.

AFFINITIES. Closely akin to *Onagrariæ*, from which they are distinguished by their solitary pendulous ovules; more closely allied to *Halorageæ*, from which they are divided only by their very large seeds with unequal cotyledons, developed calyx, and want of albumen; agreeing with them, especially with *Myriophyllum*, in habit.

GEOGRAPHY. Found in the south of Europe, the East Indies, and China.

PROPERTIES. The great seeds are sweet and eatable.

EXAMPLE. *Trapa*.

LI. LOASEÆ.

LOASEÆ, *Juss. Ann. Mus.* 5. 18. (1804); *Dict. Sc. Nat.* 27. 93. (1823); *Kunth in Nov. Gen. et Sp.* 6. 115. (1823); *Dec. Prodr.* 3. 339. (1828.)

DIAGNOSIS. Polypetalous dicotyledons, with perigynous stamens, part of which are sterile, concrete carpella, an inferior 1-celled ovarium with parietal placentæ, and dissimilar petals and sepals.

ANOMALIES. Ovarium sometimes almost superior. Seeds definite in *Mentzelia* and *Klaprothia*.

ESSENTIAL CHARACTER. — *Calyx* superior or inferior, 5-parted, persistent, spreading in æstivation. *Petals* 5 or 10, arising from within the recesses of the calyx, cucullate, with an inflexed valvate æstivation; the interior often, when present, much smaller than the outer, and truncate at the apex. *Stamens* indefinite, in several rows, arising from within the petals, either distinct or adhering in bundles before each petal, within the cavity of which they lie in æstivation; *filaments* subulate, unequal, the outer ones frequently destitute of anthers. *Ovarium* inferior, or nearly superior, 1-celled, with several parietal placentæ, or with 1 free central lobed one; *style* single; *stigma* 1, or several. *Fruit* capsular or succulent, inferior or superior, 1-celled, with parietal placentæ originating at the sutures. *Seeds* numerous, without arillus; *embryo* lying in the axis of fleshy albumen, with the radicle pointing to the hilum, and flat small cotyledons. — *Herbaceous* plants, hispid, with pungent hairs secreting an acrid juice. *Leaves* opposite or alternate, without stipulæ, usually more or less divided. *Peduncles* axillary, 1-flowered.

AFFINITIES. Distinguished from Onagrariæ by their unilocular ovaria and indefinite stamens, part of which are sterile; and perhaps by the latter character, and the additional 5 petals, connected with Passifloræ, with which they also sometimes accord in habit. Their rigid stinging hairs, climbing habit, and lobed leaves, resemble those of some Urticæ, with which, however, they have nothing more of importance in common. On the same account they may be compared with Cucurbitacæ, with which they further agree in their inferior unilocular fruit, with parietal placentæ, and in the very generally yellow colour of their flowers. This, indeed, is the order with which, upon the whole, Loasæ must be considered to have the closest affinity. *Eschscholtzia*, referred here by Decandolle, belongs to Papaveracæ.

GEOGRAPHY. All American, and chiefly from the more temperate regions, or the tropics, of either hemisphere.

PROPERTIES. Except the stinging property which resides in the hairs of some species, nothing is known of the qualities of these plants.

EXAMPLES. *Loasa*, *Mentzelia*.

LII. SALICARIÆ. THE LOOSESTRIFE TRIBE.

SALICARIÆ, *Juss. Gen.* 330. (1789); *Lindl. Synops.* 71. (1829). — **CALYCANthemæ**, *Vent. Tabl.* 3. 298. (1799). — **SALICARINÆ**, *Link Enum.* 1. 142. (1821). — **LYTHRARIÆ**, *Juss. Dict. Sc. Nat.* 27. 453. (1823); *Dec. Prodr.* 3. 75. (1828.)

DIAGNOSIS. Polypetalous dicotyledons, with perigynous stamens, concrete carpella, a superior ovary with several cells, and a tubular short-toothed calyx, which covers the capsule.

ANOMALIES. Occasionally apetalous.

ESSENTIAL CHARACTER. — *Calyx* monosepalous, the lobes with a valvate or separate æstivation, their sinuses sometimes lengthened into other lobes. *Petals* inserted between the lobes of the calyx, very deciduous, sometimes wanting. *Stamens* inserted into the tube of the calyx below the petals, to which they are sometimes equal in number; sometimes they are twice, or even thrice, and four times as numerous; they are seldom four; *anthers* adnate, 2-celled, opening longitudinally. *Ovarium* superior, 2- or 4-celled; *style* filiform; *stigma* usually capitate. *Capsule* membranous, covered by the calyx, usually 1-celled, dehiscing either longitudinally or in an irregular manner. *Seeds* numerous, small, without albumen, adhering to a central placenta; *embryo* straight; *radicle* turned towards the hilum; *cotyledons* flat and leafy. — *Herbs*, rarely *shrubs*. *Branches* frequently 4-cornered. *Leaves* opposite, seldom alternate, entire, without either stipulæ or glands. *Flowers* axillary, or in terminal spikes or racemes, in consequence of the depauperation of the upper leaves.

AFFINITIES. Very near Onagrariæ, from which their superior ovary and many-ribbed calyx distinguish them; also Melastomacæ, from which their superior ovary, the veining of their leaves, and the æstivation of the

stamens divide them. With Labiatæ they have often a striking resemblance in habit, but this goes no further.

M. Decandolle admits the two following tribes:—

1. § Salicariæ, *Mem. Soc. H. N. Genev.* 3. p. 2. 71.; *Prodr.* 3. 75. (1828.)

Lobes of the calyx more or less distant in æstivation, or somewhat valvate. Petals several, alternate with the lobes of the calyx, and arising from between them at the orifice of the tube; sometimes wanting. Stamens arising from lower down the tube. Seeds apterous.—Shrubs or herbaceous plants. *Dec.*

2. § Lagerströmiæ, *Dec.* l. c. p. 70.; *Prodr.* 3. 92. (1828.)

Lobes of the calyx exactly valvate in æstivation. Petals several, alternate with the lobes of the calyx, and arising from between them in the apex of the tube. Stamens two or three times as numerous, and arising from lower down the tube. Seeds with a membranous wing.—Shrubs or trees. *Dec.*

GEOGRAPHY. The Lagerströmiæ are all Indian or South American. The true Salicariæ are European, North American, and natives of the tropics of both hemispheres. *Lythrum Salicaria*, a common European plant, is singular for being found in New Holland, and for also being the only species of that order yet described from that country.

PROPERTIES. Astringency is a property of the *Lythrum Salicaria*, which is reputed to have been found useful in inveterate diarrhæas: another species of the same genus is accounted in Mexico astringent and vulnerary. The flowers of *Lythrum? Hunteri* are employed in India, mixed with *Morinda*, for dyeing, under the name of Dhawry. *Hunter, As. Res.* 4. 42. *Heimia salicifolia*, a plant remarkable, in an order with red or purple flowers, for its yellow corolla, is said to excite violently perspiration and the urinary secretion. The Mexicans consider it a potent remedy for venereal diseases, and call it Hanchinol. *Dec.* *Lawsonia inermis* is the plant from which the Henné of Egypt is obtained. Women in that country stain their fingers and feet with it. It is also used for dyeing skins and maroquins reddish yellow, and for many other purposes. It contains no tannin. *Ed. P. J.* 12. 416. The leaves of *Ammannia vesicatoria* have a strong muriatic smell; they are extremely acrid, and are used by the native practitioners of India to raise blisters, in rheumatism, &c.: bruised and applied to the part intended to be blistered, they perform their office in half an hour, and most effectually. *Ainslie*, 2. 93.

EXAMPLES. *Lythrum*, *Lagerströmia*, *Ammannia*.

LIII. RHIZOPHOREÆ. THE MANGROVE TRIBE.

RHIZOPHOREÆ, *R. Brown Gen. Rem. in Flinders*, p. 17. (1814); in *Congo*, p. 18. (1818); *Dec. Prodr.* 3. 31. (1828.)—*PALETUVIERS*, *Savigny in Lam. Dict.* 4. 636. (1796.)

DIAGNOSIS. Polypetalous dicotyledons, with perigynous stamens twice the number of the petals, concrete carpella, an inferior ovarium of 2 cells with pendulous ovules, and opposite leaves with interpetiolar stipule.

ANOMALIES. The leaves of *Baraldea* have pellucid dots. In *Cassipoua* the ovarium is superior, and the seeds have albumen.

ESSENTIAL CHARACTER.—*Calyx* superior, very rarely nearly inferior, with the lobes varying in number from 4 to 13, occasionally all cohering in a calyptra. *Petals* arising from the calyx, alternate with the lobes, and equal to them in number. *Stamens* arising

from the same point as the petals, and twice or thrice their number; *filaments* distinct; *anthers* erect, innate. *Ovarium* 2-celled, each cell containing 2 or more pendulous ovules. *Fruit* indehiscent, crowned by the calyx, 1-celled, 1-seeded. *Seed* pendulous, without albumen; *radicle* long; *cotyledons* 2, flat. — Coast trees or shrubs. *Leaves* simple, opposite, entire or toothed, with stipulæ between the petioles. *Peduncles* axillary.

AFFINITIES. From a consideration of the structure of *Carallia* and *Legnotis*, Mr. Brown has been led to conclude that we have a series of structures connecting *Rhizophora*, on the one hand, with certain genera of *Salicariæ*, particularly with *Antherylium*, though that genus wants the intermediate stipules; and, on the other, with *Canoniaceæ*, especially with the simple-leaved species of *Ceratopetalum*. *Congo*, 437. This order agrees with *Canoniaceæ* in its opposite leaves and intermediate stipulæ, and with great part of them in the æstivation of its calyx, and in the structure and cohesion of ovarium. *R. Brown, Flinders*, 549. Decandolle points out its relation to *Voehyaceæ* and *Combretaceæ*, and even to *Memecyleæ* through the genus *Olisbea*. The genera were comprehended in *Loranthæ* by Jussieu. *Cassipoua*, mentioned as an anomalous plant, is probably the type of a distinct order.

GEOGRAPHY. Natives of the shores of the tropics, where they root in the mud, and form a dense thicket down to the verge of the ocean.

PROPERTIES. The bark is usually astringent; that of *Rhizophora gymnorhiza* is used in India for dyeing black. *Dec.*

EXAMPLES. *Rhizophora*, *Bruguiera*.

LIV. MELASTOMACEÆ.

MELASTOMÆ, *Juss. Gen.* p. 328. (1789); *Dict. Sc. Nat.* 29. 507. (1823). — MELASTOMACEÆ, *Don in Mem. Wern. Soc.* 4. 281. (1823); *Dec. Prodr.* 3. 99. (1828); *Mémoire* (1828).

DIAGNOSIS. Polypetalous dicotyledons, with definite perigynous stamens, concrete carpella, an inferior ovarium of several cells, long inflexed anthers, indefinite seeds, and opposite ribbed leaves without dots.

ANOMALIES. Traces of pellucid dots in *Diplogenea*. Ovarium more or less superior in several. Leaves sometimes not ribbed in *Sonerila*.

ESSENTIAL CHARACTER. — *Calyx* divided into 4, 5, or 6 lobes, cohering more or less with the angles of the ovarium, but distinct from the surface between the angles, and thus forming a number of cavities, within which the young anthers are curved downwards. *Petals* equal to the segments of the calyx, arising from their base, or from the edge of a disk that lines the calyx; twisted in æstivation. *Stamens* usually twice as many as the petals, sometimes equal to them in number; in the former case, those which are opposite the segments of the calyx are alone fertile; *filaments* curved downwards in æstivation; *anthers* long, 2-celled, usually bursting by two pores at the apex, which is rostrate, and elongated in various ways beyond the insertion of the filament; sometimes bursting longitudinally; before flowering, contained within the cases between the ovarium and sides of the calyx. *Ovarium* more or less coherent with the calyx, with several cells, and indefinite ovules; *style* 1; *stigma* simple, either capitate or minute; a cup often present upon the apex of the ovarium, surrounding the style. *Pericarpium* either dry and distinct from the calyx, or succulent and combined with the calyx, with several cells; if dehiscent, bursting through the valves, which therefore bear the septa in the middle; *placentæ* attached to a central column. *Seeds* innumerable, minute, with a brittle *testa*, and no albumen; usually with appendages of some kind; *embryo* straight, or curved, with equal or unequal *cotyledons*. — *Trees, shrubs, or herbaceous plants.* *Leaves* opposite, undivided, usually entire, without dots, with several ribs. *Flowers* terminal, usually thyrsoid.

AFFINITIES. “The family of *Melastomaceæ*,” remarks M. Decandolle, in an excellent memoir upon the subject, “although composed entirely of exotic plants, and established at a period when but few species were known,

is so well characterised, that no one has ever thought of putting any part of it in any other group, or even of introducing into it genera that do not rightly belong to it." These distinct characters are, the opposite leaves, with several great veins or ribs running from the base to the apex, something as in Monocotyledonous plants, and the long beaked anthers, to which combined there is nothing to be compared in other families. Permanent, however, as this character undoubtedly is, yet the cause of no uncertainty having been yet found in fixing the limits of the order, is rather to be attributed to the small number of species that have been examined, than to the want of connecting links: thus *Diplogenea* has traces of the dots of *Myrtaceæ*, which were not known to exist in *Melastomaceæ* until that genus was described; and several genera are now described with superior ovarium, a structure which was at one time supposed not to exist in the order; and, finally, in the remarkable genus *Sonerila*, the leaves are sometimes not ribbed.

The greatest affinity of *Melastomaceæ* is on the one hand with *Salicariæ*, on the other with *Myrtaceæ*; from the former they differ in the æstivation of their calyx not being valvate, from the latter in having the petals twisted before expansion and no dots on the leaves, and from both, and all others to which they can be compared, in their long anthers bent down parallel to the filaments in the flower, and lying in niches between the calyx and ovarium; with the exception of *Memecyleæ*, in which, however, the union between the calyx and ovarium is complete, and which have leaves destitute of the lateral ribs that so strongly point out *Melastomaceæ*. The structure of the seeds of *Memecyleæ* is also different.

From differences in the dehiscence of the anthers, Decandolle forms two sub-orders, viz.:—

1. TRUE MELASTOMAS.

Anthers opening by pores at the apex.

EXAMPLES. *Melastoma*, *Rhexia*.

2. CHARIANTHEÆ.

Anthers opening by 2 longitudinal fissures.

EXAMPLES. *Charianthus*, *Astronia*.

GEOGRAPHY. Found neither in Europe nor Asia in the temperate zone, nor in Africa north of the desert of Zahara, nor south of Brazil in South America, nor in extra-tropical Africa to the south. Beyond the tropics, 8 are found in the United States, 3 in China, and 3 in New Holland. Of the remainder, it appears that 78 are described from India or the Indian Archipelago, 12 from Africa and the adjacent islands, and 620 from America. *Dcc.*

PROPERTIES. A slight degree of astringency is the prevailing character of the order, which is, although one of the most extensive known, entirely destitute of any unwholesome species. The succulent fruit of many is eatable, some of which dye the mouth black, whence the name of *Melastoma*. *Blakea triplinervia* produces a yellow fruit, which is pleasant and eatable, in the woods of Guiana. *Hamilt. Prodr.* 42.

LV. MEMECYLEÆ.

MEMECYLEÆ, *Dcc. Prodr.* 3. 5. (1828.)

DIAGNOSIS. Polypetalous dicotyledons, with definite perigynous stamens, concrete carpella, an inferior ovarium with several cells, 1-ribbed

leaves without dots, a few seeds, an exalbuminous embryo with convolute cotyledons, and long inflexed anthers.

ANOMALIES.

ESSENTIAL CHARACTER.—*Calyx* superior, 4- or 5-lobed, or 4-5-toothed. *Petals* 4-5, inserted into the calyx, and alternate with its lobes. *Stamens* 8-10; *filaments* distinct *anthers* incurved, 2-celled. *Style* filiform; *stigma* simple. *Berry* crowned by the limb of the calyx, 2-4-celled. *Seeds* few, pendulous, without *albumen*; *cotyledons* foliaceous, convolute; *radicle* straight.—*Shrubs*. *Leaves* opposite, simple, entire, without stipulæ or dots, almost always without more than one central rib. *Flowers* axillary, pedicellate.

AFFINITIES. Very near Myrtaceæ and Melastomaceæ, and in some respects almost intermediate between them. They agree with the former in the single rib of their leaves, and with the latter in the want of dots and in the peculiar form of the anthers; their cotyledons are those of *Punica* among Myrtaceæ.

GEOGRAPHY. All natives of the hottest parts of the East Indies and of the Mauritanian Islands, with the exception of the Mouririas, which are West Indian, if they belong to the order; but this is uncertain.

PROPERTIES. Unknown.

EXAMPLES. Memecylon, Mouriri.

LVI. MYRTACEÆ. THE MYRTLE TRIBE.

MYRTI, *Juss. Gen.* 323. (1789).—MYRTEÆ, *Juss. Dict. Sc. Nat.* 34. 79. (1825).—MYRTOIDÆ, *Vent. Tabl.* (1799).—MYRTINEÆ, *Dec. Théorie, Elem.* (1819).—MYRTACEÆ, *R. Brown in Flinders*, p. 14. (1814); *Dec. Dict. Class.* v. 11. (1826); *Prodr.* 3. 207. (1829).—GRANATEÆ, *Don in Ed. Phil. Journ.* p. 134. (1826); *Dec. Prodr.* 3. 3. (1829); *Von Martius H. Reg. Monac.* (1829).

DIAGNOSIS. Polypetalous dicotyledons, with indefinite perigynous stamens, concrete carpella, an inferior ovary with several cells, and opposite entire leaves with pellucid dots.

ANOMALIES. Chamælaucieæ have a 1-celled fruit, with erect ovula. A species of *Sonneratia* is apetalous. The leaves of *Barringtonia* are alternate and not dotted.

ESSENTIAL CHARACTER.—*Calyx* superior, 4- or 5-cleft, sometimes falling off like a cap, in consequence of the cohesion of the apex. *Petals* equal in number to the segments of the calyx, with a quincuncial aestivation; rarely none. *Stamens* either twice as many as the petals, or indefinite; *filaments* either all distinct, or connected in several parcels, curved inwards before flowering; *anthers* ovate, 2-celled, small, bursting lengthwise. *Ovary* inferior, 2-4-5- or 6-celled; *style* simple; *stigma* simple. *Fruit* either dry or fleshy, dehiscent or indehiscent. *Seeds* usually indefinite, variable in form; *embryo* without *albumen*, straight or curved, with its *cotyledons* and *radicle* distinguishable or conferruminated into a solid mass.—*Trees* or *shrubs*. *Leaves* opposite, entire, with transparent dots, and with a vein running parallel with their margin. *Inflorescence* variable, usually axillary. *Flowers* red, white, occasionally yellow, never blue.

AFFINITIES. One of the most natural among the tribes of plants, and the most easily recognised. Its opposite exstipulate dotted entire leaves with a marginal vein, are a certain indication of it, with the exception of a few plants, which probably do not belong to the order, although at present placed in it. It is closely allied to Rosaceæ, Salicariæ, Onagrariæ, Combretaceæ, and Melastomaceæ, but cannot well be confounded either with them or any other tribe. It offers a curious instance of the facility with which the calyx and corolla can take upon themselves the same functions and transformations. In *Eucalyptus*, as is well known, the sepals are

consolidated into a cup-like lid, called the operculum. In *Eudesmia*, a nearly-related genus, the calyx remains in its normal state, while the petals are consolidated into an operculum. *Punica* is usually referred to this order; but the descriptions that have been published of it have been founded upon so imperfect a view of its structure, that I may be permitted to dwell upon it at some length, especially as I hope to shew that it not only does not differ from the order essentially, but that it does not require to be distinguished from true *Myrtaceæ* even as a section. A consideration of the real structure of this plant comes the more properly within the scope of the present publication, because the genus has been considered the type of a particular order (*Granatææ*) by Mr. Don, in which he is supported by the high authority of Decandolle and Von Martius. The fruit of the Pomegranate is described by Gærtner and Decandolle as being divided into two unequal divisions by a horizontal diaphragm, the upper half of which consists of from 5 to 9 cells, and the lower of 3; the cells of both being separated by membranous dissepiments; the placenta of the upper half proceeding from the back to the centre, and of the lower irregularly from their bottom; and by Mr. Don as a fleshy receptacle formed by the tube of the calyx into a unilocular berry, filled with a spongy placenta, which is hollowed out into a number of irregular cells. In fact, if a Pomegranate is examined, it will be found to agree more or less perfectly with both these descriptions. But it is clear that a fruit as thus described is at variance with all the known laws upon which compound fruits are formed. Nothing, however, is more common than that the primitive construction of fruits is obscured by the additions, or suppressions, or alterations, which its parts undergo during their progress to maturity. Hence it is always desirable to obtain a clear idea of the structure of the ovarium of all fruits which do not obviously agree with the ordinary laws of carpological composition. Now, a section of the ovarium of the Pomegranate in various directions, if made about the time of the expansion of the flowers before impregnation takes place, shews that it is in fact composed of two rows of carpella, of which three or four surround the axis, and are placed in the bottom of the tube of the calyx, and a number, varying from five to ten, surround these, and adhere to the upper part of the tube of the calyx. The placenta of these carpella contract an irregular kind of adhesion with the back and front of their cells, and thus give the position ultimately acquired by the seeds that anomalous appearance which it assumes in the ripe fruit. If this view of the structure of the Pomegranate be correct, its peculiarity consists in this, that, in an order the carpella of which occupy but a single row around the axis, it possesses carpella in two rows, the one placed above the other, in consequence of the contraction of the tube of the calyx, from which they arise. Now, there are many instances of a similar anomaly among genera of the same order, and they exist even among species of the same genus. Examples of the latter are, *Nicotiana multivalvis* and *Nolana paradoxa*, and of the former *Malope* among *Malvaceæ*; polycarpous *Ranunculaceæ* as compared with *Nigella*, and polycarpous *Rosaceæ* as compared with *Spiræa*. In *Prunus* I have seen a monstrous flower producing a number of carpella around the central one, and also, in consequence of the situation, upon the calyx above it; and, finally, in the *Revue Encyclopédique* (43. 762.), a permanent variety of the Apple is described, which is exactly to *Pomaceæ* what *Punica* is to *Myrtaceæ*. This plant has regularly 14 styles and 14 cells, arranged in two horizontal parallel planes, namely, 5 in the middle, and 9 on the outside, smaller and nearer the top; a circumstance which is evidently to be explained by the presence of an outer series of carpella, and not upon the extravagant hypo-

thesis of M. Tillette de Clermont, who fancies that it is due to the cohesion of 3 flowers. The anomaly of the structure of the fruit of *Punica* being thus explained, nothing remains to distinguish it from *Myrtaceæ* but its leaves without a marginal vein, its convolute cotyledons, and pulpy seeds. There are, however, distinct traces of dots in the leaves, and the union of the venæ arcuatæ, which gives the appearance of a marginal vein to *Myrtaceæ*, takes place, although less regularly, in *Punica*; the convolute cotyledons of *Punica* are only in *Myrtaceæ* what those of *Chamæmeles* are in *Pomaceæ*, a curious but unimportant exception to the general structure; and the solitary character of the pulpy coat of the seeds will hardly be deemed by itself sufficient to characterise *Granateæ*. The place of *Punica* in the order will be probably near *Sonneratia*. There is no instance of a blue flower in the order.

GEOGRAPHY. Natives of hot countries both within and without the tropics; great numbers are found in South America and the East Indies, not many in Africa, and a considerable proportion of the order in New Holland and the South Sea Islands; but the genera of those countries are mostly peculiar to them. *Myrtus communis*, the most northern species of the order, is native of the south of Europe.

PROPERTIES. The pellucid dotting of the leaves and other parts indicates the presence of a fragrant aromatic or pungent volatile oil, which gives the principal quality to the products of the order. To this are due the grateful perfume of the Guava fruit, the powerful aroma of the flower-buds of *Caryophyllus aromaticus*, called by the English Cloves, and the balsamic odour of the eastern fruits called the Jamrosade and the Rose Apple. Along with this is frequently mixed an astringent principle, which sometimes predominates, to the suppression of any other property. The following are some of the less known instances of the existence of these and other qualities. The fruit of various *Eugenias* are found by travellers in the forests of Brazil to bear very agreeable fruit. *Pr. Max. Trav.* 75. A fruit of Brazil, called *Jaboticabeiras*, brought from the forests to the towns of St. Paul and Tejuco, belongs to this order; it is said to be delicious. *Pl. Usuelles*, 29. The young flower-buds of *Calyptanthus aromatica* have the flavour and quality of Cloves, for which they might be advantageously substituted, according to M. Auguste St. Hilaire. *Ibid.* no. 14. The volatile oil of Cajeputi is distilled from the leaves of *Melaleuca leucadendron*, and is well known as a powerful sudorific, and useful external application in chronic rheumatism. *Ainslie*, 1. 260. It is considered carminative, cephalic, and emmenagogue, and is, no doubt, a highly diffusible stimulant, antispasmodic, and diaphoretic. It has also the power of dissolving caoutchouc. *Ibid.* The root of *Eugenia racemosa* (*Stravadium*) has a slightly bitter, but not unpleasant taste. It is considered by the Hindoo doctors valuable on account of its aperient, deobstruent, and cooling properties; the bark is supposed to possess properties similar to *Cinchona*. *Ibid.* 2. 65. A kind of gum *Kino* is yielded by *Eucalyptus resinifera*, which is occasionally sold in the medicine bazars of India. *Ibid.* 1. 185. Other species of *Eucalyptus* yield a large quantity of tannin, which has been even extracted from the trees in New Holland, and sent to the English market. The efficacy of the bark of the root of the Pomegranate as a remedy for tape-worm is well established in India. *Ibid.* 2. 175. The leaves of *Glaphyria nitida*, called by the Malays *The Tree of Long Life*, (*Kayo Umur Pajiang*), "probably from its maintaining itself at elevations where the other denizens of the forest have ceased to exist," afford at Bencoolen a substitute for tea; and it is known to the natives by the name of the Tea Plant. *Lin. Trans.* 14. 129.

The following are the sections of this order:—

1. CHAMÆLAUCIÆ.

Dec. Dict. Class. v. 11. (1826); *Prodr.* 3. 208. (1829.)

Lobes of the calyx 5. Petals the same number. Stamens in a single row, distinct or somewhat polyadelphous, sometimes partly sterile. Fruit dry, 1-celled; ovula numerous, erect, attached to the centre, or a central placenta.—Heath-like New Holland shrubs. Bracteolæ 2, under the flower, distinct, or combined, or even operculiform.

EXAMPLES. Chamælaucium, Calytrix.

2. LEPTOSPERMÆ.

Leptospermæ, *Dec. Dict. Class.* 11. (1826); *Prodr.* 3. 209. (1829.)

Lobes of the calyx 4 or 6. Petals the same number. Stamens distinct, or polyadelphous. Fruit dry, many-celled.—Shrubs or trees, natives of New Holland and the neighbouring countries. Leaves opposite or alternate. Inflorescence various; the flowers sometimes almost immersed in the stem.

EXAMPLES. Leptospermum, Melaleuca, Eucalyptus.

3. MYRTÆ.

Myrtæ, *Dec. Dict. Class.* 11. (1826); *Prodr.* 3. 230. (1829.)

Sepals 4 or 5. Petals the same number. Stamens distinct. Fruit fleshy, many-celled.—Trees or shrubs, mostly intratropical, very few from New Holland.

EXAMPLES. Myrtus, Eugenia.

4. BARRINGTONIÆ.

Barringtoniæ, *Dec. Dict. Class.* 11. (1826); *Prodr.* 3. 288. (1829.)

Lobes of the calyx from 4 to 6. Petals as many. Stamens very numerous, in several rows, equally and shortly monadelphous. Fruit berried, or dry, indehiscent, with several cells. Cotyledons large, fleshy.—Trees. Leaves not dotted, alternate, or almost opposite or whorled, entire or serrate. Flowers in racemes or panicles. Probably not belonging to the order.

EXAMPLES. Barringtonia, Stravadium.

LVII. COMBRETACEÆ. THE MYROBALAN TRIBE.

COMBRETACEÆ, *R. Brown Prodr.* 351. (1810), incidentally without a character; *A. Rich. Dict. Class.* 4. 353. (1823); *Dec. Prodr.* 3. 9. (1826); *Mémoire* (1826).—MYROBALANÆ, *Juss. Dict. Sc. Nat.* 31. 458. (1824.)

DIAGNOSIS. Polypetalous dicotyledons, with perigynous stamens double the number of the petals, concrete carpella, an inferior ovarium of one cell, with pendulous ovules hanging from the apex of the cavity, no stipulæ, oblong petals, and convolute cotyledons.

ANOMALIES. Often apetalous.

ESSENTIAL CHARACTER.—*Calyx* superior, with a 4- or 5-lobed deciduous limb. *Petals* arising from the orifice of the calyx, alternate with the lobes; sometimes wanting. *Stamens* arising from the same part, twice as many as the segments of the calyx, very rarely equal to them in number, or 3 times as many; *filaments* distinct, subulate; *anthers* 2-celled, bursting longitudinally. *Ovarium* 1-celled, with from 2 to 4 ovules, hanging from the apex of the cavity; *style* 1; *stigma* simple. *Fruit* drupaceous, baccate, or nut-like, 1-celled, by abortion 1-seeded, indehiscent, often winged. *Seed*

pendulous, without albumen; *embryo* with the radicle turned towards the hilum; *plumula* inconspicuous; *cotyledons* leafy, usually convolute, occasionally plaited. — *Trees or shrubs.* *Leaves* alternate or opposite, without stipulæ, entire. *Spikes* axillary or terminal.

AFFINITIES. “These may be placed indifferently in the vicinity of Santalacæ and Elæagneæ, or of Onagrariæ and Myrtacæ, approaching the former by the apetalous genera, and the latter by those which have petals.” *Dec.* To Myrtacæ and Melastomacæ they are related through Memecyleæ, and especially to the former, by *Punica*, with which they agree in the structure of their embryo. In the latter respect they also accord with Rhizophoreæ and Vochyaceæ; and with Alangiæ and Onagrariæ in the general structure of the flower. With Santalacæ and Elæagneæ the apetalous genera agree in many important particulars.

Decandolle has two sections:—

1. TERMINALIÆ.

Embryo cylindrical, elliptical. Cotyledons rolled spirally. Calyx 5-cleft. Petals often wanting. Stamens 10.

2. COMBRETÆ.

Embryo cylindrical, elliptical, or angular. Cotyledons thick, plaited irregularly and longitudinally. Calyx 4-6-cleft. Petals 4-5. Stamens 8-10.

GEOGRAPHY. All natives of the tropics of India, Africa, and America. No species is extra-tropical.

PROPERTIES. Mostly astringents. *Bucida Buceras* yields a bark used for tanning. *Terminalia Vernix* is said to furnish the Chinese varnish, the juice and exhalation of which are poisonous; but this is at least doubtful. The bark of *Conocarpus racemosa*, one of the plants called Mangroves in Brazil, is used greatly at Rio Janeiro for tanning. *Pr. Max. Trav.* 206. The fruit of the *Terminalia bellerica*, or the Belleric Myrobalan, is an astringent, tonic, and attenuant. *Ainslie*, 1. 236. That of the *Terminalia Chebula* is much more astringent. The bark of *Terminalia alata* is astringent and antifebrile. *Ibid.* 2. 193. The fruit of *Terminalia Chebula*, as well as the galls of the same plant, are very astringent, and highly valued by dyers: with alum they give a durable yellow, and with a ferruginous mud an excellent black. *Ibid.* 2. 128. The root of *T. latifolia* is given in Jamaica in diarrhœa. *Ibid.*

EXAMPLES. Combretum, Bucida, Terminalia.

LVIII. ALANGIÆ.

ALANGIÆ, *Dec. Prodr.* 3. 203. (1828.)

DIAGNOSIS. Polypetalous dicotyledons, with numerous perigynous stamens, concrete carpella, an inferior ovary with several cells, definite pendulous ovula, exstipulate leaves, flat cotyledons, and linear petals.

ANOMALIES. None.

ESSENTIAL CHARACTER.—*Calyx* superior, campanulate, 5-10-toothed. *Petals* 5-10, linear, reflexed. *Stamens* long, exerted, 2 or 4 times as numerous as the petals; *filaments* distinct, villous at the base; *anthers* adnate, linear, 2-celled, turned inwards, often empty. *Disk* fleshy at the base of the limb of the calyx. *Drupe* oval, somewhat crowned by the calyx, fleshy, slightly ribbed, and downy; *nucleus* 1-celled, bony, with a foramen at the apex. *Seed* 1, or according to Rheede 3, inverted, ovate; *albumen* fleshy, brittle; *embryo* straight; *radicle* long, ascending; *cotyledons* flat, foliaceous, cordate-ovate.—Large *Trees.* *Branches* often spiny. *Leaves* alternate, without stipulæ, entire, without dots. *Flowers* fasciated, axillary. *Fruit* eatable.

AFFINITIES. “Differ from Myrtaceæ in their more numerous petals, adnate anthers, 1-celled fruit, and pendulous albuminous seeds. Agree with Combretaceæ in the contracted tube of the calyx, 1-celled fruit, and pendulous seeds; but differ in the number of the petals, adnate anthers, albuminous seeds, and flat cotyledons. The order disagrees entirely with Melastomaceæ and Onagrariæ, in the form of the anthers, and 1-celled fruit. It in some measure approaches Halorageæ in the structure of the seed, but recedes from them in habit, 1-celled fruit, and single style.” *Dec. Prodr.* 3. 203.

GEOGRAPHY. Natives of the East Indies.

PROPERTIES. Alangium decapetalum and hexapetalum are said by the Malays to have a purgative hydragogic property. Their roots are aromatic.

EXAMPLE. Alangium.

LIX. ELÆAGNEÆ. THE OLEASTER TRIBE.

ELÆAGNI, *Juss. Gen.* 75. (1789).—ELÆAGNEÆ, *Ach. Rich. Monogr.* (1823); *Lindl. Synopsis*, 208. (1829.)

DIAGNOSIS. Apetalous dicotyledons, with definite erect ovula, a tubular inferior calyx with the stamens alternate with its segments, and leprous leaves.

ANOMALIES. None.

ESSENTIAL CHARACTER.—*Flowers* diœcious, rarely hermaphrodite. *Male: Calyx* 4-parted; *stamens* 3, 4, or 8, sessile; *anthers* 2-celled. *Female: Calyx* inferior, tubular, persistent; the *limb* entire, or 2-4-toothed. *Ovarium* superior, simple, 1-celled; *ovulum* solitary, ascending, stalked; *stigma* simple, subulate, glandular. *Fruit* crustaceous, enclosed within the calyx become succulent. *Seed* erect; *embryo* straight, surrounded by very thin fleshy *albumen*; *radicle* short, inferior; *cotyledons* fleshy.—*Trees* or *shrubs*, covered with leprous scales. *Leaves* alternate, or opposite, entire, without stipule. *Flowers* axillary, often fragrant.

AFFINITIES. Its leprous leaves, superior fruit, and apetalous flowers, will at all times distinguish the Oleaster tribe, which touches at one point Thymelææ, from which it is known by the position of its ovulum; at another Proteaceæ, known by their valvate irregular calyxes, and dehiscent fruit; at a third Santalaceæ, which have the ovarium inferior; and also at a fourth Combretaceæ, which have petals, convolute cotyledons, and a superior calyx.

GEOGRAPHY. The whole of the northern hemisphere, as far as the equator, is occupied more or less by this family, from Canada and Japan to Guiana and Java: they are not known south of the line.

PROPERTIES. The berries of Hippophae rhamnoides are occasionally eaten; the fruit of Elæagnus orientalis is almost as large as a Jujube, and is known in Persia as an article of the dessert, under the name of Zinzeyd; that of E. arborea and conferta is eaten in Nipal.

EXAMPLES. Elæagnus, Hippophae, Shepherdia, Conium.

LX. PROTEACEÆ.

PROTEACEÆ, *Juss. Gen.* (1789); *R. Brown in Linn. Trans.* 10. 15. (1809); *Prodr.* 363. (1810.)

DIAGNOSIS. Apetalous dicotyledons, with definite erect ovula, dehis-

cent fruit, a tubular inferior calyx with the stamens opposite its segments, and a valvate æstivation.

ANOMALIES. The æstivation of *Franklandia* is induplicate, according to Mr. Brown.

ESSENTIAL CHARACTER.—*Calyx* 4-leaved, or 4-cleft, with a valvular æstivation. *Stamens* 4, sometimes in part sterile, opposite the segments of the calyx. *Ovarium* simple, superior; *style* simple; *stigma* undivided. *Fruit* dehiscent or indehiscent. *Seed* without albumen; *embryo* with two, or occasionally several *cotyledons*, straight; *radicle* inferior.—*Shrubs* or small *trees*. *Branches* usually umbellate. *Leaves* hard, dry, divided or undivided, opposite or alternate, without *stipulæ*.

AFFINITIES. There is no difficulty in distinguishing this order; the hard woody texture of whose leaves, and irregular tubular calyxes having a valvate æstivation, stamens placed upon the lobes, along with a dehiscent fruit, at once characterise it. By these characters it is known from *Elæagnææ*, and all other orders. The most complete systematic monograph that has ever been written in Botany, is Mr. Brown's upon these, in the Linnæan Society's Transactions, from which I find much to extract. According to this botanist, "the radicle pointing towards the base of the fruit in all *Proteaceæ*, is a circumstance of the greatest importance, in distinguishing the order from the most nearly related tribes; and its constancy is more remarkable, as it is not accompanied by the usual position or even uniformity in the situation of the external umbilicus." *Linn. Trans.* 10. 36. Mr. Brown has also remarked, with his usual acuteness, that in consequence of the presence of hypogynous squamæ, we may expect to find octandrous genera belonging to this family. See *Flinders*, 2. 606. The same writer observes (*Flinders*, 568), that there is a peculiarity in the structure of the stamina of certain genera of *Proteaceæ*, namely *Simsia*, *Conospermum*, and *Synaphea*, in all of which these organs are connected in such a manner that the cohering lobes of two different anthers form only one cell. Another anomaly equally remarkable exists in *Synaphea*, the divisions of whose barren filament so intimately cohere with the stigma, as to be absolutely lost in its substance, while the style and undivided part of the filament remain perfectly distinct. In another place he remarks: "A circumstance occurs in some species of *Persoonia*, to which I have met with nothing similar in any other plant: the ovarium in this genus, whether it contain one or two ovula, has never more than one cell; but in several of the 2-seeded species, a cellular substance is, after fecundation, interposed between the ovula, and this gradually indurating, acquires in the ripe fruit the same consistence as the putamen itself, from whose substance it cannot be distinguished; and thus, a fruit originally of one cell becomes bilocular; the cells, however, are not parallel, as in all those cases where they exist in the unimpregnated ovarium, but diverge more or less upwards." *Brown in Linn. Trans.* 10. 35. This is subsequently explained, by the same author (*King's Appendix*), by the cohesion of the outer membranes of the two collateral ovula, originally distinct, but finally constituting this anomalous dissepiment, the inner membrane of the ovulum consequently forming the outer coat of the seed.

GEOGRAPHY. "The favourite station of *Proteaceæ* is in dry, stony, exposed places, especially near the shore, where they occur also, though more rarely, in loose sand. Scarcely any of them require shelter, and none a good soil. A few are found in wet bogs, or even in shallow pools of fresh water; and one, the *Embothrium ferrugineum* of Cavanilles, grows, according to him, in salt marshes. Respecting the height to which plants of this order ascend, a few facts are already known. The authors of the *Flora Peruviana* mention, in general terms, several species as being alpine; and Humboldt, in his valuable *Chart of Equinoctial Botany*, has given the mean height of

Embothrium emarginatum about 9300 feet, assigning it a range of only 300 feet. On the summits of the mountains of Van Diemen's Island, in about 43° south lat., at the computed height of about 4000 feet, I have found species of *Embothrium*, as well as other genera, hitherto observed in no other situation. *Embothrium*, however, as it is the most southern genus of any extent, so it is also, as might have been presumed, the most alpine of the family. Two genera only of this order are found in more than one continent: *Rhopala*, the most northern genus, though chiefly occurring in America, is to be met with also in Cochin China, and in the Malay archipelago; and *Embothrium*, the most southern genus of any extent, is common to New Holland and America. It is remarkable, that *Proteaceæ* are almost entirely confined to the southern hemisphere. This observation originated with Mr. Dryander; and the few exceptions hitherto known to it, occur considerably within the tropic. The fact is the more deserving of notice, as their diffusion is very extensive in the southern hemisphere, not merely in latitude and longitude, but also in elevation; for they are not only found to exist in all the great southern continents, but seem to be generally, though very unequally, spread over their different regions: they have been observed also in the larger islands of New Zealand and New Caledonia; but hitherto neither in any of the lesser ones, nor in Madagascar. As in America they have been found in Terra del Fuego, in Chile, Peru, and even Guiana, it is reasonable to conclude that the intermediate regions are not entirely destitute of them. But with respect to this continent, it may be observed, that the number of species seems to be comparatively small; their organisation but little varied; and further, that they have a much greater affinity with those of New Holland than of Africa. Of the botany of South Africa scarce any thing is known, except that of the Cape of Good Hope, where this family occurs in the greatest abundance and variety; but even from the single fact of a genuine species of *Protea* having been found in Abyssinia by Bruce, it may be presumed that in some degree they are also spread over this continent. With the shores, at least, of New Holland, under which I include Van Diemen's Island, we are now somewhat better acquainted; and in every known part of these, *Proteaceæ* have been met with. But it appears, that both in Africa and New Holland the great mass of the order exists about the latitude of the Cape of Good Hope, in which parallel it forms a striking feature in the vegetation of both continents. What I am about to advance respecting the probable distribution of this family in New Holland must be very cautiously received, as it is in fact chiefly deduced from the remarks I have myself made in Captain Flinders's Voyage, and subsequently during my short stay in the settlements of New South Wales and Van Diemen's Island, aided by what was long ago ascertained by Sir Joseph Banks, and by a very transitory inspection of an herbarium collected on the west coast, chiefly in the neighbourhood of Shark's Bay, by the botanists attached to the expedition of Captain Baudin. From knowledge so acquired, I am inclined to hazard the following observations:—The mass of the order, though extending through the whole of the parallel already mentioned, is by no means equal in every part of it; but on the south-west coast forms a more decided feature in the vegetation of the country, and contains a far greater number of species, than on the east; and in that part of the south coast which was first examined by Captain Flinders, it seems to be more scanty than at either of the extremes. On the west coast also, the species, upon the whole, are more similar to those of Africa than on the east, where they bear a somewhat greater resemblance to the American portion of the order. From the parallel of the map, the order diminishes in both directions; but the diminution towards the north is pro-

bably more rapid on the east than on the west coast. Within the tropic, on the east coast, no genera have hitherto been observed, which are not also found beyond it; unless that section of *Grevillea*, which I have called *Cycloptera*, be considered as a genus: whereas, at the southern limit of the order several genera make their appearance, which do not occur in its chief parallel. The most numerous genera are also the most widely diffused. Thus *Grevillea*, *Hakea*, *Banksia*, and *Persoonia*, extensive in species in the order in which they are here mentioned, are spread nearly in the same proportion; and they are likewise the only genera that have as yet been observed within the tropic. Of such of the remaining genera as consist of several species, some, as *Isopogon*, *Petrophila*, *Conospermum*, and *Lambertia*, are found in every part of the principal parallel, but hardly exist beyond it. Others, as *Josephea* and *Synaphea*, equally limited to this parallel, have been observed only towards its western extremity; while *Embothrium* (comprehending, for the present, under this name all the many-seeded plants of the order), which is chiefly found on the east coast, and makes very little progress towards the west, advances to the utmost limit of south latitude, and there ascends to the summits of the highest mountains. Genera consisting of one or very few species, and which exhibit generally the most remarkable deviations from the usual structure of the order, are the most local, and are found either in the principal parallel, or in the highest latitude. The range of species in the whole of the order seems to be very limited; and the few cases which may be considered as exceptions to this, occur in the most extensive genera, and in such of their species as are most strictly natives of the shores. Thus *Banksia integrifolia*, which grows more within the influence of the sea than any plant of the order, is probably also the most widely extended, at least in one direction, being found within the tropic, and in as high a latitude as 40°. It is remarkable, however, that with so considerable a range in latitude, its extension in longitude is comparatively small: and it is still more worthy of notice, that no species of this family has been found common to the eastern and western shores of New Holland." *Brown in Linn. Trans.* 10.

PROPERTIES. Handsome evergreen shrubs, much prized by gardeners for the neatness of their appearance, and beauty or singularity of their flowers; but of no known use, except as fire-wood, for which they are commonly employed at the Cape of Good Hope.

EXAMPLES. *Protea*, *Banksia*, *Dryandra*, *Grevillea*.

LXI. PENÆACEÆ.

PENÆACEÆ, *R. Brown, verbally* (1820); *Guillemin in Dict. Class.* 13. 171. (1826); *Martius Hort. Monac.* (1829.)

DIAGNOSIS. Apetalous dicotyledons, with definite ovula, a 4-celled ovarium, and a solid homogeneous embryo.

ANOMALIES.

ESSENTIAL CHARACTER.—*Calyx* inferior, with 2 or more bractæ at its base, hypocrateriform, with a 4-lobed limb valvate in aestivation, or deeply 4-parted imbricated in aestivation. *Stamens* either 4, arising from below the recesses of the limb, with which they alternate, or 3, arising from near the base of the calyx; *anthers* 2-celled, turned inwards, usually with membranous valves lying on the face of a thick fleshy connectivum, sometimes with fleshy valves, and an obliterated connectivum. *Ovarium* superior, 4-celled, with a simple style and 4 stigmas; *ovules* either ascending, collateral, in pairs, or solitary and suspended; the foramen always next the placenta. *Fruit* capsular, 4-celled,

dehiscent, or indehiscent? *Seed* erect or inverted; *testa* brittle; *nucleus* a solid fleshy mass, with no distinction of *albumen* or *embryo*; *radicular end* next the hilum?; *hilum* fungous.—*Shrubs*. *Leaves* opposite, imbricated, without stipule. *Flowers* terminal and axillary, usually red.

AFFINITIES. According to an observation of Jussieu, this order is allied to Epacridæ; but I confess I am unable to perceive on what account. To me it appears related in the first degree to some apetalous dicotyledons, such as Proteacæ, with some of which the species agree in habit, and in the case of *Penæa fruticulosa* even in the thickened connectivum and the structure of the lobes of the stigma, each of which is strikingly like that of a *Grevillea*. To *Bruniaceæ* they must be compared, notwithstanding the presence of petals in that order, for the sake of *Linconia*, in which the pendulous ovula agree with *P. marginata* (*Geissoloma m.*), and the thickened connectivum of the anthers, which is common to several species, although not present in *Geissoloma*. The fungous hilum of the seed is similar to that of *Polygalææ*, with which, however, *Penæacææ* have no other apparent relation.

This order exhibits a singular instance of two distinct kinds of æstivation and attachment of ovula among species which it is impossible to separate from each other. In true *Penæa* the æstivation is valvate, and the ovula ascending, while in *Geissoloma* the former is imbricate, and the latter suspended. *Penæa* has also tetrandrous flowers, with peculiarly fleshy anthers, while *Geissoloma* has octandrous flowers, with no peculiar fleshiness in the anthers.

GEOGRAPHY. Evergreen shrubs, natives of the Cape of Good Hope.

PROPERTIES. A subviscid, sweetish, somewhat nauseous gum-resin, called *Sarcocolla*, is produced by *Penæa mucronata* (and others). It was supposed by the Arabians to possess, as its name indicates, the power of agglutinating wounds. *Ainslie*, l. 380. It contains a peculiar principle, named *Sarcocollin*, which has never been detected in any other vegetable matter, and having the property of forming oxalic acid, being treated with nitric acid. *Dec.*

EXAMPLES. *Penæa*, *Geissoloma*.

LXII. ARISTOLOCHIÆ. THE BIRTHWORT TRIBE.

ARISTOLOCHIE, *Juss. Gen.* (1789); *R. Brown Prodr.* 349. (1810); *Lindley's Synopsis*, 224. (1829).—PISTOLOCHINÆ and ASARINÆ, *Link Handb.* l. 367. (1829.)

DIAGNOSIS. Apetalous dicotyledons, with indefinite ovules, a many-celled ovarium, and a valvate calyx.

ANOMALIES.

ESSENTIAL CHARACTER.—*Flowers* hermaphrodite. *Calyx* superior, tubular, with 3 segments, which are valvate in æstivation, sometimes regular, sometimes very unequal. *Stamens* 6 to 10, epigynous, distinct, or adhering to the style and stigmas. *Ovarium* inferior, 3- or 6-celled; *ovules* numerous, horizontally attached to the axis; *style* simple, *stigmas* radiating, as numerous as the cells of the ovarium. *Fruit* dry or succulent, 3- or 6-celled, many-seeded. *Seeds* with a very minute embryo placed in the base of fleshy albumen.—*Herbaceous* plants or *shrubs*, the latter often climbing. *Leaves* alternate, simple, stalked, often with leafy stipule. *Flowers* axillary, solitary, brown or some dull colour.

AFFINITIES. These are usually stationed upon the limits of monocotyledons and dicotyledons, agreeing with the former in the ternary division of

the flower, and in some respects in habit; with the latter in the more essential points of their structure. Their affinity to Cytineæ, an order itself upon the limits of the vascular and cellular divisions of vegetables, is undoubtedly very intimate. Decandolle, in the *Botanicon Gallicum*, places them between Elæagneæ and Euphorbiaceæ, to the former of which they approach through Asarum, but with the latter of which their relation is not obvious. To Passifloreæ they may be compared, on account of the twining habit, alternate leaves, and leafy habit of many species; and to Cucurbitaceæ, on account of their twining habit, and inferior ovarium.

GEOGRAPHY. Very common in the equinoctial parts of South America, and rare in other countries; found sparingly in North America, Europe, and Siberia; more frequently in the Basin of the Mediterranean, and in small numbers in India.

PROPERTIES. These are in general tonic and stimulating; *Aristolochia* is, as its name implies, reputed emmenagogue, especially the European species *rotunda*, *longa*, and *Clematitis*. An infusion of the dried leaves of *Aristolochia bracteata* is given by native Indian practitioners as an anthelmintic; fresh bruised and mixed with castor oil, they are considered as a valuable remedy in obstinate psora. The root of *Aristol. indica* is supposed by the Hindoos to possess emmenagogue and antarthritic virtues; it is very bitter. *Arist. odoratissima*, a native of the West Indies, is a valuable bitter, and alexipharmic. *Ainslie*, 2. 5. The *Aristolochia fragrantissima*, called in Peru *Bejuca de la Estrella*, or *Star Reed*, is highly esteemed in Peru as a remedy against dysenteries, malignant inflammatory fevers, colds, rheumatic pains, &c. The root is the part used. See *Lambert's Illustration of Cinchona*, p. 150, &c. The power of the root of *Aristolochia serpentaria* in arresting the progress of the worst forms of typhus, is highly spoken of by *Barton*, 2. 51. It has an aromatic smell, approaching that of *Valerian*, with a warm, bitterish, pungent taste. *Asarum canadense*, called *Wild Ginger* in the United States, is nearly allied in medical properties to the *Aristolochia serpentaria*. *Barton*, 2. 88. The root of *Asarum europæum*, or *Asarabacca*, is used by native practitioners in India as a powerful evacuant: they also employ the bruised and moistened leaves as an external application round the eyes in certain cases of ophthalmia. *Ainslie*, 1. 24. The leaves and roots of the same plant are emetic; but this quality is lost, according to *Decandolle*, by keeping or by steeping in vinegar.

EXAMPLES. *Aristolochia*, *Asarum*, *Trichopus*.

LXIII. CYTINEÆ.

CYTINEÆ, *Adolphe Brongn. in Ann. des Sc. Nat.* 1. 29. (1824).—PISTIACEÆ, *Agardh. Aphor. Bot.* p. 240. (1826).—RHIZANTHÆÆ, *Blume in Batav. Zeitung*, (1825); *Flora Javæ*, (1829).—ARISTOLOCHIÆ, § *Cytineæ*, *Link Handb.* 1. 368. (1829.)

DIAGNOSIS. Apetalous leafless dicotyledons, with indefinite ovules, a 1-celled ovarium with parietal placentæ and indehiscent fruit.

ANOMALIES. No spiral vessels exist in these plants.

ESSENTIAL CHARACTER.—*Flowers* diœcious, monœcious, or hermaphrodite. *Calyx* superior, with a limb divided into several divisions, which are imbricated in æstivation. *Stamens* cohering in a solid central column, from the apex of which arise some horned processes; *anthers* adnate, either bursting longitudinally and externally, or having their inside cellular, and discharging their pollen by orifices at the apex. *Ovarium* inferior,

1- or many-celled, with broad parietal placenta, which are covered with an indefinite number of minute ovules. *Fruit* an inferior pulpy berry. *Seeds* extremely minute, (their nucleus consisting of a mass of grumous matter. *Blume*.)—*Parasitical* brown or colourless plants, without spiral vessels. *Stem* simple, covered with a few leaves in the form of scales. *Flowers* in spikes or heads, or solitary.

AFFINITIES. These very curious plants are all parasitical, with scales in room of leaves. Among them is the very remarkable plant described by Mr. Brown in the 13th vol. of the Linnean Society's Transactions, under the name of *Rafflesia*, to which I refer those who are desirous either of knowing what is the structure of one of the most anomalous of vegetables, or of finding a model of botanical investigation and sagacity, or of consulting one of the most beautiful specimens of botanical analysis which Mr. Bauer has ever made. The affinity of these plants appears to be greater with *Aristolochiæ* than any other phænogamous tribe. But the most interesting circumstance of their organisation is, that they exhibit in some degree the structure both of flowering and flowerless, or of vascular and cellular plants. Like flowering or vascular plants, they have a distinct floral envelope, and distinct sexual organs, not essentially, or in fact very, different from those of ordinary vegetables. Like flowerless or cellular plants, they are destitute of all trace of spiral vessels, and their seeds appear to be composed of a homogeneous mass of grumous matter, in which no radicle or cotyledons, no ascending or descending extremity, no definite points of vegetation, can be distinguished.

GEOGRAPHY. Natives of the south of Europe, and the East Indies.

PROPERTIES. Probably all astringents. *Cytinus* contains Gallic acid; and, according to M. Pelletier (*Bull. Pharm.* 1813. p. 290.) it has the singular property of precipitating gelatine, although it does not contain tannin. *Rafflesia* is used in Java as a powerful astringent, for certain purposes.

EXAMPLE. *Cytinus*.

LXIV. SANTALACEÆ. THE SANDERS-WOOD TRIBE.

SANTALACEÆ, *R. Brown Prodr.* 350. (1810); *Juss. Dict. des Sc. Nat.* 47. 287. (1827); *Lind. Synops.* 207. (1829).—OSYRIDÆ, *Juss. in Ann. Mus.* vol. 5. (1802).—NYSSACEÆ, *Juss. in Dict. des Sciences*, 35. 267. (1825).—OSYRINÆ, *Link Handb.* 1. 371. (1829.)

DIAGNOSIS. Apetalous dicotyledons, with definite pendulous ovules, solitary flowers, and a 1-celled ovary, with a tubular superior calyx.

ANOMALIES. *Osyris* differs in its dioecious flowers, in having a trifid calyx with only three stamens, and, according to the younger Gærtner, an erect seed with an embryo curved and lying a little out of the axis of the albumen, with its radicle superior, and therefore turned away from the hilum.

ESSENTIAL CHARACTER.—*Calyx* superior, 4- or 5-cleft, half-coloured, with valvate aestivation. *Stamens* 4 or 5, opposite the segments of the calyx, and inserted into their bases. *Ovary* 1-celled, with from 1 to 4 *ovules*, fixed to the top of a central placenta near the summit; *style* 1; *stigma* often lobed. *Fruit* 1-seeded, hard and dry, and drupaceous. *Albumen* fleshy, of the same form as the seed; *embryo* in the axis, inverted, taper.—*Trees* or *shrubs*, sometimes *under-shrubs* or *herbaceous* plants. *Leaves* alternate, or nearly opposite, undivided, sometimes minute, and resembling stipulae. *Flowers* in spikes, seldom in umbels, or solitary, small. *R. Br.*

AFFINITIES. Closely allied to *Ekeagneæ* and *Thymelææ*. Mr. Brown observes (*Flinders*, 569.) that one of the most remarkable characters of this tribe consists in its unilocular ovary containing more than one, but

always a determinate number of ovula, which are pendulous, and attached to the apex of a central receptacle. This receptacle varies in its figure in the different genera, in some being filiform, in others nearly filling the cavity of the ovarium. It appears, from the botanical Appendix to Captain Flinders's Voyage, that there is a very remarkable species of *Exocarpus* (a genus belonging to this tribe), which bears its flowers upon the margins of dilated foliaceous branches, analogous to those of *Xylophylla*. I refer *Nyssaceæ* to this, without any doubt. According to Jussieu, who is the only botanist that has noticed that tribe, it contains but the single genus *Nyssa*, differing from *Elæagneæ* in its inferior ovarium, albuminous pendulous seed, and superior radicle. It is more nearly allied to *Santalaceæ*; but its ovarium contains, instead of three ovules adhering to a central placenta, one only, which is pendulous, and its embryo is not cylindrical, but has enlarged foliaceous cotyledons. It has been long since remarked by Mr. Brown, that *Anthobolus* and *Exocarpus* differ from *Santalaceæ* in having a superior ovarium: Jussieu, in his last observations upon this tribe, does not absolutely separate those genera, but he suggests the possibility of their forming a new family along with *Cervantesia* of the *Flora Peruviana*.

GEOGRAPHY. Found in Europe and North America, in the form of little obscure weeds; in New Holland, the East Indies, and the South Sea Islands, as large shrubs, or small trees.

PROPERTIES. Sanders-wood is the produce of *Santalum album*. In India it is esteemed by the native doctors as possessing sedative and cooling qualities, and as a valuable medicine in gonorrhœa. It is also employed as a perfume. *Ainslie*, l. 377. The *Thesiums* are scentless and slightly astringent. *Dec.*

EXAMPLES. *Santalum*, *Nyssa*, *Thesium*.

LXV. THYMELÆÆ. THE MEZEREUM TRIBE.

THYMELÆÆ, *Juss. Gen.* 76. (1789); *R. Br. Prodr.* 358. (1810); *Lindley's Synopsis*, 208. (1829.)

DIAGNOSIS. Apetalous dicotyledons, with definite pendulous ovula, a single 1-celled superior ovarium, indehiscent fruit, and exstipulate leaves.

ANOMALIES.

ESSENTIAL CHARACTER.—*Calyx* inferior, tubular, coloured; the limb 4-cleft, seldom 5-cleft, with an imbricated æstivation. *Corolla* 0, or sometimes scale-like petals in the orifice of the calyx. *Stamens* definite, inserted in the tube or its orifice, often 8, sometimes 4, less frequently 2; when equal in number to the segments of the calyx or fewer, opposite to them; *anthers* 2-celled, dehiscing lengthwise in the middle. *Ovarium* solitary, with one solitary pendulous ovulum; *style* 1; *stigma* undivided. *Fruit* hard, dry, and nut-like, or drupaceous. *Albumen* none, or thin and fleshy; *embryo* straight, inverted; *cotyledons* plano-convex; *radicle* short, superior; *plumula* inconspicuous.—*Stem* shrubby, very seldom herbaceous, with tenacious bark. *Leaves* without stipulæ, alternate or opposite, entire. *Flowers* capitate or spiked, terminal or axillary, occasionally solitary. *R. Br.*

AFFINITIES. Closely akin to *Santalaceæ*, *Elæagneæ*, and *Proteaceæ* from all which they are readily known by obvious characters; especially from the two latter by the pendulous ovula, and from the former by the inferior calyx. *Aquilarinæ*, placed by Decandolle near *Chaillietiacæ*, among polypetalous orders, differ from *Thymelææ* chiefly in their 2-valved fruit;

the scales in the throat of several genera of Thymelææ being of the same nature as the bodies wrongly called petals in Aquilarinææ.

GEOGRAPHY. Natives sparingly of Europe, and the northern parts of the world, common in the cooler parts of India and South America, and abundant at the Cape of Good Hope and in New Holland.

PROPERTIES. The great feature of this order is the causticity of the bark, which acts upon the skin as a vesicatory, and causes excessive pain in the mouth if chewed. A decoction of it is said to have been found useful in venereal complaints. The berries of *D. Laureola* are poisonous to all animals except birds. *Dec.* The bark is composed of interlaced fibres, which are extremely tough, but which are easily separable; in Jamaica a species is found which is called the Lace Bark Tree, in consequence of the beautifully reticulated appearance of the inner bark: cordage has been manufactured from several species. A very soft kind of paper is made from the inner bark of *Daphne Bholua*, in Nipal. *Dec. Prodr.* 68. *Daphne Gnidium* and *Passerina tinctoria* are used in the south of Europe to dye wool yellow.

EXAMPLES. *Daphne*, *Passerina*, *Struthiola*.

LXVI. HERNANDIÆ.

HERNANDIÆ, Blume Bijdr. 550. (1825.)

DIAGNOSIS. Apetalous dicotyledons, with an inferior tubular deciduous calyx, a single pendulous ovulum, no albumen, lobed cotyledons, and a calycine involucellum to the female or hermaphrodite flowers.

ANOMALIES.

ESSENTIAL CHARACTER.—*Flowers* monœcious or hermaphrodite, with a calycine involucellum to the females or hermaphrodites. *Calyx* petaloid, inferior, tubular, 4-6-parted, deciduous. *Stamens* definite, inserted into the calyx in two rows, of which the outer is often sterile; *anthers* bursting longitudinally. *Ovarium* superior, 1-celled; *ovulum* pendulous; *style* 1, or none; *stigma* peltate. *Drupe* fibrous, 1-seeded. *Seed* solitary, pendulous; *embryo* without albumen, inverted; *cotyledons* somewhat lobed, shrivelled, oily. — *Trees.* *Leaves* alternate, entire. *Spikes* or *corymbs* axillary or terminal.

AFFINITIES. Adopted from Blume. It appears very near Thymelææ, differing almost solely in the fibrous drupaceous fruit, lobed cotyledons, and the presence of a sort of involucre to the female or hermaphrodite flowers. *Hernandia* has been hitherto referred to Laurinææ or Myristicææ, from both of which it is obviously very different. Blume refers *Inocarpus* to the same order; but this measure appears questionable.

GEOGRAPHY. Natives of the Indian archipelago and Guiana.

PROPERTIES. The bark, seed, and young leaves, are all slightly purgative. According to Rumphius, the fibrous roots of *Hernandia sonora*, chewed and applied to wounds caused by the Macassar poison, form an effectual cure. The juice of its leaves is a powerful depilatory; it destroys hair wherever it is applied, without pain. The wood appears to be very light. According to Aublet, that of *H. guianensis* takes fire readily from a flint and steel, and is used as anadou.

EXAMPLE. *Hernandia*.

LXVII. AQUILARINÆ. THE AGALLOCHUM TRIBE.

AQUILARINÆ, *R. Brown Cong.* p. 25. (1818); *Dec. Prodr.* 2. 59. (1825.)

DIAGNOSIS. Apetalous dicotyledons, with definite suspended ovula, a solitary superior 1-celled ovarium, tubular calyx, and stamina alternately fertile and scale-like, arising from the throat.

ANOMALIES.

ESSENTIAL CHARACTER.—*Calyx* turbinate, coriaceous, 5-lobed. *Petals* 0. *Stamens* monadelphous, 10 fertile, 10 sterile; the former inserted between the latter, which are petaloid or scale-like; *anthers* innate, 2-celled, bursting longitudinally. *Ovarium* superior, 1-celled, ovate, crowned by a short simple *stigma*; *ovules* 2, parietal, suspended, with their foramen in their apex, which is tapering and turned to the bottom of the cell. *Capsule* pyriform, 2-valved, 1-celled, with the valves bearing the seed. *Seeds* solitary, with an arillus or tail, (probably suspended, with the same form as the ovulum, and with the radicle at the opposite extremity to the hilum.)—*Trees.* *Leaves* alternate, entire.

AFFINITIES. M. Decandolle places this order between Chailletiacæ, but with indications of doubt, and an erroneous character; and Mr. Brown seems willing (*Congo*, 444.) to consider the order a section of Chailletiacæ, adding, that it would not be difficult to shew its affinity to Thymelææ. In this I fully concur, after an examination of a specimen of *Aquilaria Agallochum*, for which I am indebted to the East India Company; in fact, *Aquilarinæ* chiefly differ from *Thymelææ* in their dehiscent fruit, and probably also in the direction of their radicle. In both orders the ovarium is superior and 1-celled, both have similar scale-like bodies at the orifice of the calyx, and no petals, both suspended ovula, a single style, and capitate stigma.

GEOGRAPHY. Natives of the East Indies.

PROPERTIES. Aloes wood, a fragrant resinous substance, of a dark colour, is the inside of the trunk of the *Aquilaria ovata* and *A. Agallochum*. It is considered a cordial by some Asiatic nations, and has been prescribed in Europe in gout and rheumatism. *Ainslie*, I. 479.

EXAMPLE. *Aquilaria*.

LXVIII. OLACINÆ.

OLACINÆ, *Mirb. Bull. Philom.* n. 75. 377. (1813); *Dec. Prodr.* 1. 531. (1824.)

DIAGNOSIS. Polypetalous dicotyledons, with hypogynous definite stamens, concrete carpella, an ovarium of 1 cell with a columnar placenta in the axis, an imbricated calyx, unsymmetrical flowers, definite (3) pendulous ovules, and bifid petals with appendages.

ANOMALIES. According to Decandolle and others, the ovarium of some consists of several cells, but this is doubtful. *Ximenia* has entire petals, but it is not certain that it belongs to the order.

ESSENTIAL CHARACTER.—*Calyx* small, entire, or slightly toothed, finally becoming, in many cases, enlarged. *Petals* definite, hypogynous, valvate in aestivation, either altogether separate, or cohering in pairs by the intervention of stamina. *Stamens* definite, part fertile, part sterile; the former varying in number from 3 to 10, hypogynous, usually cohering with the petals, and alternate with them; the latter opposite the petals, to which they in part adhere, their upper end resembling an appendage; *filaments* compressed; *anthers* innate, oblong, 2-celled, bursting longitudinally. *Ovarium* superior, 1-celled, with 3 ovules pendulous from the top of a central column or placenta. *R. Br. Style* filiform;

stigma simple. *Fruit* somewhat drupaceous, indehiscent, frequently surrounded by the enlarged calyx, 1-celled, 1-seeded. *Seed* erect; *albumen* large, fleshy; *embryo* small, in the base of albumen, its *radicle* near the hilum. — *Trees or shrubs*. *Leaves* simple, alternate, entire, without stipulæ; occasionally altogether wanting. *Flowers* small, axillary.

AFFINITIES. M. Decandolle places this order near Aurantiaceæ, with which it agrees in many respects, differing, however, in the structure of the ovarium, the want of a disk, the unsymmetrical flowers, &c. Jussieu, on the contrary, regards the affinity as strongest with Sapoteæ, considering the corolla as monopetalous. But the obvious affinity of *Olax* with Aquilariaceæ and Samydeæ induces me to concur with Mr. Brown in considering the order nearly akin to Santalaceæ, among Monochlamydeæ. In the mean while its artificial characters place it among Thalamifloræ.

GEOGRAPHY. A small order, consisting of tropical or nearly tropical shrubs, chiefly found in the East Indies, New Holland, and Africa. One only is known in the West Indies. None have been described from any part of South America, south of Dutch Guiana.

PROPERTIES. The wood of *Heisteria coccinea* is the Partridge wood of the cabinet-makers.

EXAMPLES. *Olax*, *Fissilia*.

LXIX. CHAILLETIACEÆ.

CHAILLETIÆ, *R. Brown Cong.* p. 23. (1818). — CHAILLETIACEÆ, *Dec. Prodr.* 2. 57. (1825.)

DIAGNOSIS. Polypetalous dicotyledons, with definite perigynous stamens, concrete carpella, a superior ovarium with 2 or 3 cells and 5 hypogynous glands, and alternate stipulate leaves.

ANOMALIES.

ESSENTIAL CHARACTER. — *Sepals* 5, with an incurved valvate æstivation. *Petals* 5, alternate with the sepals, and arising from the base of the calyx, usually 2-lobed. *Stamens* 5, alternate with the petals, and combined with them at the base; *anthers* ovate, versatile. *Glands* usually 5, hypogynous, opposite the petals. *Ovarium* superior, 2- or 3-celled; *ovules* twin, pendulous; *style* simple; *stigma* obsoletely 3-lobed. *Fruit* drupaceous, rather dry, 1- 2- or 3-celled. *Seeds* solitary, pendulous, without albumen; *embryo* thick, with a thick superior *radicle* and fleshy *cotyledons*. — *Trees or shrubs*. *Leaves* alternate, with two stipulæ, entire. *Flowers* small, axillary, their peduncle often connate with the petiole.

AFFINITIES. Whether what are here called petals are not rather abortive stamina is doubted by botanists, and hence the station of the order is by one referred to Dichlamydeæ, and by another to Monochlamydeæ, and is compared, on the one hand, with Terebintaceæ or Rosaceæ, and, on the other, with Samydeæ and Amentaceæ. To me it seems that what appear to be petals are so; a fact which it is difficult to doubt, when it is remembered that both organs are mere transformations of one common type, and that it is in appearance and position only that they differ. Decandolle stations it between Homalineæ and Aquilariaceæ, to the latter of which it has probably most affinity; it agrees with the former in the presence of glands round the ovarium, but differs in its superior ovarium with the placente in the axis, and many other characters.

GEOGRAPHY. Of the few known species belonging to this order, 2 are found in Sierra Leone, 2 in Madagascar, 2 in equinoctial America, and 1 in Timor.

PROPERTIES. The fruit of *Chailletia toxicaria* is said to be poisonous.

EXAMPLES. *Chailletia*, *Leucosia*, *Tapura*.

LXX. HOMALINEÆ.

HOMALINEÆ, *R. Brown in Congo*, (1818); *Dec. Prodr.* 2. 53. (1825.)

DIAGNOSIS. Polypetalous dicotyledons, with perigynous stamens, concrete carpella, an inferior ovarium of 1 cell with parietal placentæ, and petals and sepals resembling each other, with glands at their base.

ANOMALIES. It is said there are no glands in *Napimoga*. *Astranthus* is said to have a superior ovarium; but this requires confirmation.

ESSENTIAL CHARACTER.—*Calyx* funnel-shaped, superior, with from 5 to 15 divisions. *Petals* alternate with the segments of the calyx, and equal to them in number. *Glands* present in front of the segments of the calyx. *Stamens* arising from the base of the petals, either singly or in threes or sixes; *anthers* 2-celled, opening longitudinally. *Ovarium* half inferior, 1-celled, with numerous ovula; *styles* from 3 to 5, simple, filiform, or subulate; *ovules* attached to as many parietal placentæ as there are styles. *Fruit* berried or capsular. *Seeds* small, ovate, or angular, with an embryo in the middle of fleshy albumen.—*Trees or shrubs*. *Leaves* alternate, with deciduous stipulæ, toothed or entire. *Flowers* in spikes, racemes, or panicles.

AFFINITIES. According to Mr. Brown, related to Passifloreæ, especially to *Smeathmannia*, from which, however, their inferior ovarium distinguishes them, to say nothing of their general want of stipulæ and glands on the leaves, of the presence of glands at the base of the floral envelopes, and of their erect and very different habit. With *Malesherbiaceæ* they agree and disagree much, as with *Passifloreæ*. From *Rosaceæ*, *Bixinææ*, and *Flacourtianææ*, to all which they have a greater or less degree of affinity, they differ in many obvious particulars. Decandolle places them between *Samydeæ* and *Chailletiacææ*, describing them as apetalous, but classing them with his *Dichlamydeæ*; Mr. Brown also understands them as without petals; but I confess I cannot comprehend what petals are, if the inner series of the floral envelopes of these plants are not so; an opinion which their supposed affinity with *Passifloreæ* would confirm, if analogy could be admitted as evidence in cases which can be decided without it. I may remark, that the statement of M. Decandolle, that the stamens are opposite the sepals (*Prodr.* 3. 53.) is inaccurate; they are, as Mr. Brown describes them (*Congo*), opposite the petals.

GEOGRAPHY. All tropical, and chiefly African or Indian. Four or five species are described from the West Indies and South America.

PROPERTIES. Unknown.

EXAMPLES. *Astranthus*, *Blackwellia*, *Homalium*.

LXXI. SAMYDEÆ.

SAMYDEÆ, *Vent. Mem. Inst.* 2. 142. (1807); *Gærtn. fil. Carp.* 3. 233. 242. (1805); *Kunth. Nov. Gen.* 5. 360. (1821); *Dec. Prodr.* 2. 47. (1825.)

DIAGNOSIS. Apetalous dicotyledons, with indefinite ovules, a 1-celled ovarium with parietal placentæ, dehiscent fruit, hermaphrodite flowers, perigynous monadelphous stamens, and leaves with a mixture of round and oblong-dots.

ANOMALIES.

ESSENTIAL CHARACTER.—*Sepals* 3, 5, or 7, more or less cohering at the base, usually coloured inside; aestivation somewhat imbricated, very seldom completely valvate. *Petals* 0. *Stamens* arising from the tube of the calyx, 2, 3, or 4 times as many as the

sepals; *filaments* monadelphous, either all bearing anthers, or alternately shorter, villous or ciliated, and alternately bearing ovate 2-celled erect *anthers*. *Ovarium* superior, 1-celled; *style* 1, filiform; *stigma* capitate, or slightly lobed; *ovula* indefinite, attached to parietal placenta. *Capsule* coriaceous, with 1 cell and from 3 to 5 valves, many-seeded, the valves dehiscing imperfectly, often somewhat pulpy inside, and coloured. *Seeds* fixed to the valves, without order, on the papillose or pulpy part, with a fleshy arillus and excavated hilum; *albumen* fleshy; *embryo* inverted, minute; *cotyledons* ovate, foliaceous; *radicle* pointing to the extremity remote from the hilum. — *Trees* or *shrubs*. *Leaves* alternate, often somewhat distichous, simple, entire or toothed, evergreen, with stipulae, usually with pellucid dots, which are most frequently oblong. *Peduncles* axillary, solitary, or numerous.

AFFINITIES. Placed in Dichlamydeæ by Decandolle, who, however, describes them as apetalous, "unless the petaloid layer covering the inner surface of the sepals be considered a corolla," a proposition which it is impossible to admit. This order appears to be of very uncertain affinity. Its fruit approximates it to Bixinæ, its dotted leaves to Terebintaceæ, near which Decandolle stations it, and its perigynous stamens to Rosaceæ, with which its alternate stipulate leaves also ally it. Mr. Brown observes, that Samydeæ are especially distinguished by their leaves having a mixture of round and linear pellucid dots, which distinguish them from all the other families with which they are likely to be confounded. *Congo*, 444.

GEOGRAPHY. Chiefly natives of the West Indies and South America; a very few only are described from India.

PROPERTIES. Unknown. The bark and leaves are said to be astringent in a slight degree. *Dec.*

EXAMPLES. Samyda, Casearia.

LXXII. SANGUISORBEÆ. THE BURNET TRIBE.

ROSACEÆ, § Sanguisorbeæ, *Juss. Gen.* 336. (1789); *Dec. Prodr.* 2. 533. (1828); *Lincl. Synops.* 102. (1829.)

DIAGNOSIS. Apetalous dicotyledons, with definite suspended ovula, an inferior tubular indurated calyx, with perigynous stamens, indehiscent fruit, and alternate stipulate leaves.

ANOMALIES. The stipulae of Cliffortia cohere with the leaves. *Alchemilla arvensis* has simple 1-celled anthers bursting transversely, and ascending ovula.

ESSENTIAL CHARACTER.—*Flowers* often unisexual. *Calyx* with a thickened tube and a 3-4- or 5-lobed limb, its tube lined with a disk. *Petals* none. *Stamens* definite, sometimes fewer than the segments of the calyx, with which they are alternate, arising from the orifice of the calyx; *anthers* 2-celled, innate, bursting longitudinally, occasionally 1-celled, bursting transversely. *Ovarium* solitary, simple, with a style proceeding from the apex or the base; *ovulum* solitary, always attached to that part of the ovarium which is next the base of the style; *stigma* compound or simple. *Nut* solitary, enclosed in the often indurated tube of the calyx. *Seed* solitary, suspended or ascending; *embryo* without albumen; *radicle* superior; *cotyledons* large, plano-convex. — *Herbaceous* plants or *undershrubs*, occasionally spiny. *Leaves* simple and lobed, or compound, alternate, with stipulae. *Flowers* small, often capitate.

AFFINITIES. This order, usually combined with Rosaceæ, appears to me to demand a distinct station, on account of its constantly apetalous flowers, its indurated calyx, and the reduction of carpella to one only; it is, however, not, as far as I know, distinguishable by any other characters. The presence of petals, a character assigned to Acaena, I have shewn, in the *Botanical Register*, to have no existence. Usually the ovulum is suspended, the style arising from below the apex of the carpellum; but when

the style proceeds from the base of the carpellum, the ovulum is ascending, in all cases adhering to the ovarium immediately over against the origin of the style. A genus usually referred to this order, the *Cephalotus* of Labillardière, offers a remarkable exception to the usual characters, in having a coloured calyx, in the senary division of its flower, and in the presence of ascidia, or pitchers, among its leaves, resembling those of *Nepenthes*. It is, however, by no means well ascertained that this is the station of *Cephalotus*, its seeds being unknown. Various kinds of adhesion between the leaves and the stipules take place in the genus *Cliffortia*, and have given rise to a number of errors; for an explanation of which, see M. Decandolle's remarks in the *Annales des Sciences Naturelles*, 1. 447.

GEOGRAPHY. Natives of heaths, hedges, and exposed places in Europe, North and South America beyond the tropics, and the Cape of Good Hope; in which latter country they represent the *Rosacæ* of Europe.

PROPERTIES. Their general character is astringency. A decoction of *Alchemilla vulgaris* is slightly tonic. This is asserted, by Frederick Hoffmann, and others, to have the effect of restoring the faded beauty of ladies to its earliest freshness. *Sanguisorba officinalis*, or common Burnet, is a useful fodder. *A. R.*

EXAMPLES. *Acæna*, *Sanguisorba*, *Margyricarpus*.

LXXIII. ROSACEÆ. THE ROSE TRIBE.

ROSACEÆ, *Juss. Gen.* 334. in part (1789); *Dec. Prodr.* 2. 525. in part (1825); *Dec. and Duby Botan. Gall.* in part (1828); *Lindl. Synops.* p. 88. (1829.)

DIAGNOSIS. Polypetalous dicotyledons, with lateral styles, superior simple ovaria, regular perigynous stamens, exalbuminous definite seeds, and alternate stipulate leaves.

ANOMALIES. Stipulæ absent in *Lowea*. Albumen present in *Neillia*, according to Don. The fruit of *Spiræa sorbifolia* (*Schizonotus* m.) is capsular.

ESSENTIAL CHARACTER.—*Calyx* 4- or 5-lobed, with a disk either lining the tube or surrounding the orifice; the fifth lobe next the axis. *Petals* 5, perigynous, equal. *Stamens* indefinite, arising from the calyx, just within the petals, in æstivation curved inwards; *anthers* innate, 2-celled, bursting longitudinally. *Ovaries* superior, either solitary or several, 1-celled, sometimes cohering into a plurilocular pistillum; *ovula* 2, or more, suspended, very rarely erect; *styles* lateral; *stigmata* usually simple, and emarginate on one side. *Fruit* either 1-seeded nuts, or acini, or follicles containing several seeds. *Seeds* suspended, rarely ascending. *Embryo* straight, with a taper short radicle pointing to the hilum, and flat cotyledons. *Albumen* usually almost obliterated when the seeds are ripe; if present, fleshy.—*Herbaceous* plants or *shrubs*. *Leaves* simple or compound, alternate, with 2 stipulæ at their base.

AFFINITIES. The genera of this order are uniform in their structure and sensible qualities. *Neuradææ*, at present included, will probably be hereafter removed to a more appropriate station. Distinguished from *Pomacææ* by their superior fruit and usually suspended seeds; from *Leguminosæ* by their regular petals and stamens, and especially by the odd segment of the 5-lobed calyx of that order being anterior, not posterior, as in *Rosacææ*; from *Chrysobalanææ* by their styles proceeding from the side of the ovarium near the apex, and not from the base, by their regular

petals and stamens, and by their fruit not being a drupe. Amygdaleæ, often combined with Rosaceæ, are particularly characterised by their terminal styles, drupaceous fruit, and hydrocyanic juice, along with which is a formation of gum. Sanguisorbeæ are apetalous, with definite stamens alternate with the segments of the calyx. Related in many points to Saxifrageæ.

GEOGRAPHY. Natives chiefly of the temperate or cold climates of the northern hemisphere; a very few are found on high land within the tropics, and an inconsiderable number in the southern hemisphere. Only one species is found in the West Indies, viz. *Rubus jamaicensis*; thirteen are natives of high land in the East Indies, within the tropics, viz. *Potentilla Leschenaultiana*, and twelve species of *Rubus*; the South American species chiefly consist of a few kinds of *Rubus*; at the Cape of Good Hope the order is unknown.

PROPERTIES. No Rosaceous plants are unwholesome; they are chiefly remarkable for the presence of an astringent principle, which has caused some of them to be reckoned febrifuges. The root of *Tormentilla* is used for tanning in the Feroe Isles. *Dec.* *Potentilla anserina* has been used by tanners; *P. reptans* as a febrifuge. *Ibid.* *Geum urbanum* and *rivale* have been compared, for efficacy, to *Cinchona*. *Ibid.* The fruits of many species of *Fragaria* (Strawberry) and *Rubus* (Raspberry and Blackberry) are valuable articles of the dessert. The leaves of *Rubus arcticus* and *Rosa rubiginosa* have been employed as substitutes for Tea. *Ibid.* The roots of *Gillenla trifoliata* and *stipulacea* are emetic, and perhaps tonic. *Barton*, 1. 69. They are used in the United States as *Ipecacuanha*. *Dec.* The root of *Spiræa ulmaria* has been used as a tonic. *A. R.* *Agrimonia eupatoria* yields a decoction useful as a gargle. *Ibid.* The root of *Rubus villosus* is a popular astringent medicine in North America. Two or three tea-spoonsful of the decoction, administered three or four times a-day, has been found useful in cholera infantum. *Barton*, 2. 157. One of the most powerful anthelmintics in the world belongs to this family. It is an Abyssinian plant, known to botanists by the name of *Brayera anthelmintica*. Upon the authority of Dr. Brayer, after whom it is named, two or three doses of the infusion are sufficient to cure the most obstinate case of tænia. See *Brayer's Notice upon the subject*. The various species of *Rosa* form some of the greatest beauties of the garden. The fruit of *R. canina* and other allied species is astringent, and employed in medicine against chronic diarrhœa and other maladies. The petals of *R. damascena* yield a highly fragrant essential oil, called Attar of Roses; those of *R. gallica* are astringent when dried with rapidity, and are sometimes found useful in cases of debility, such as leucorrhœa, diarrhœa, &c. *A. R.*

The following divisions have been established among Rosaceous plants :

1. § POTENTILLEÆ. *Cinquefoils.*

§ *Potentillæ*, *Juss. Gen.* 337. (1789.) — § *Dryadeæ*, *Vent. Tabl.* 3. 349. (1799); *Dec. Prodr.* 2. 549. (1825.) — *Fragariaceæ*, *Rich. in Nestl. Potentill.* (1816); *Lincl. Synops.* 90. (1829.)

Fruit consisting either of small nuts or acini, arising from a common receptacle, and invested with a dry permanent calyx. *Calyx* either 4- or 5-cleft, sometimes bearing *bracteolæ* on its tube equal in number to the segments, and alternate with them. *Petals* 5. *Seed* solitary, erect, or inverted. — Mostly *herbaceous* plants, very seldom *shrubs*; *leaves* usually compound; *stipulæ* adhering to the petiole.

EXAMPLES. *Potentilla*, *Fragaria*, *Geum*.

2. § ROSEÆ. *True Roses.*

§ Rosæ, *Juss. Gen.* 335. (1789.)—§ Rosæ, *Dec. Prodr.* 2. 596. (1825);
Lindl. Synops. 99. (1829.)

Nuts numerous, hairy, terminated by the persistent lateral style, and enclosed within the fleshy tube of the calyx, which is contracted at its orifice, where it is surrounded by a fleshy disk. *Seed* suspended. *Sepals* 5. *Petals* 5. *Stamens* indefinite.—*Shrubs*, with prickly or naked stems. *Leaves* pinnate. *Flowers* red, white, or yellow, usually fragrant.

EXAMPLES. *Rosa*, *Lowea*.

3. § SPIRÆACEÆ. *Spiræas.*

§ Spirææ, *Juss. Gen.* 339. (1789.)—§ *Ulmaria*, *Vent. Tabl.* 3. 351. (1799.)
 —§ Spiræaceæ, *Dec. Prodr.* 2. 541. (1825); *Lindl. Synops.* 89. (1829.)

Follicles several, invested by the calyx. *Seeds* from 1 to 6, suspended from the inner edges of the follicle.—*Shrubs* or *herbaceous* plants.

EXAMPLES. *Spiræa*, *Gillenia*, *Schizonotus*.

? 4. § NEURADEÆ. *Neuradas.*

§ Neuradeæ, *Dec. Prodr.* 2. 548. (1825.)

Calyx 5-cleft, with a short tube adhering to the ovarium, the lobes somewhat incumbent or valvate in æstivation. *Petals* 5. *Stamens* 10. *Carpella* 10, combined in a 10-celled compressed capsule. *Seeds* solitary, obliquely pendulous.—*Herbaceous* plants, native of sandy plains, suffrutescent at the base, and usually decumbent. *Leaves* with 2 stipulæ, downy, sinuate-pinnatifid, or bipinnatifid. *Seeds* germinating in the capsule.

EXAMPLE. *Neurada*.

Is not this rather a tribe of Ficoideæ, as has been suggested by M. de Jussieu? to which, however, the want of albumen, the form of the embryo, and the texture of the leaves, are objections. *Dec. Prodr.* 2. 548.

LXXIV. POMACEÆ. THE APPLE TRIBE.

ROSACEÆ, § Pomaceæ, *Juss. Gen.* 334. (1789); *Dec. Prodr.* 2. 626. (1825.)—POMACEÆ,
Lindl. in Linn. Trans. 13. 93. (1821); *Synops.* 103. (1829.)

DIAGNOSIS. Polypetalous dicotyledons, with perigynous indefinite stamens, ovaria adhering more or less to the calyx, and alternate stipulate leaves.

ANOMALIES. In *Amelanchier* the simple ovaria are spuriously 2-celled. In *Cratægus* the ovaria are very rarely solitary.

ESSENTIAL CHARACTER.—*Calyx* superior, 5-toothed; the odd segment posterior. *Petals* 5, unguiculate, inserted in the throat of the calyx; the odd one anterior. *Stamens* indefinite, inserted in a ring in the throat of the calyx. *Disk* thin, clothing the sides of the limb of the calyx. *Ovaria* from 1 to 5, adhering more or less to the sides of the calyx and each other; *ovules* usually 2, collateral, ascending, very rarely solitary; *styles* from 1 to 5; *stigmata* simple. *Fruit* a pome, 1- to 5-celled, seldom spuriously 10-celled; the endocarpium either cartilaginous, spongy, or bony. *Seeds* ascending, solitary. *Albumen* none; *embryo* erect, with flat *cotyledons*, or convolute ones in *Chamaemeles*, and a short conical *radicle*.—*Trees* or *shrubs*. *Leaves* alternate, stipulate, simple, or compound. *Flowers* in terminal cymes, white or pink.

AFFINITIES. Closely allied to Rosaceæ, from which they differ in the adhesion of the ovaria with the sides of the calyx, and more or less with each other. Their fruit is always a pome; that is, it is made up of a fleshy calyx adhering to fleshy or bony ovaria, containing a definite number of seeds. Pomaceæ are peculiarly distinguished by their ovula being in pairs, and side by side; while Rosaceæ, when they have 2 or more ascending

ovules, always have them placed one above the other. Cultivated plants of the order are very apt to produce monstrous flowers, which depart sometimes in a most remarkable degree from their normal state. No order can be more instructively studied with a view to morphological inquiries; particularly the common Pear when in blossom. A remarkable permanent monster of this kind, with 14 styles, 14 ovaria, and a calyx with 10 divisions in two rows, is described in the *Revue Encyclopédique*, (43. 762.); it exhibits a tendency, on the part of Pomaceæ, to assume the indefinite ovaria and double calyx of Rosaceæ. I have seen a *Prunus* in a similar state. *Amygdaleæ* are known by their superior solitary ovary and drupaceous fruit, and by the presence of Prussic acid, which, however, exists in *Cotoneaster microphylla*, a plant of the order Pomaceæ.

GEOGRAPHY. Found plentifully in Europe, Northern Asia, the mountains of India, and North America; rare in Mexico, unknown in Africa, except on its northern shore, and in Madeira, and entirely absent from the southern hemisphere; a solitary species is found in the Sandwich Islands.

PROPERTIES. The fruit as an article of food, and the flowers for their beauty, are the chief peculiarities of this order, which consists exclusively of trees and bushes, without any herbaceous plant. The Apple, the Pear, the Medlar, the Quince, the Service, the Rowan Tree or Mountain Ash, are all well known, either for their beauty or their use. The wood of the Pear is almost as hard as Box, for which it is even substituted by wood engravers; the timber of the Beam Tree (*Pyrus Aria*) is invaluable for axletrees. The bark of *Photinia dubia* is used in Nipal for dyeing scarlet. *Dec. Prodr.* 238. Malic acid is contained, in considerable quantity, in apples; it is also almost the sole acidifying principle of the berries of the Mountain Ash (*Pyrus aucuparia*). *Turner*, 634.

EXAMPLES. *Pyrus*, *Cratægus*, *Cydonia*.

LXXV. AMYGDALÆ. THE ALMOND TRIBE.

AMYGDALÆ, *Juss. Gen.* 340. a § of Rosaceæ (1789). — DRUPACÆ, *Dec. Fl. Française*, 4. 479. (1815); *Prodr.* 2. 529. (1825) a § of Rosaceæ; *Lindl. Synops.* 89. (1829) a § of Rosaceæ.

DIAGNOSIS. Polypetalous dicotyledons, with a superior solitary simple ovary having a terminal style, regular perigynous indefinite stamens, a drupaceous fruit, an exalbuminous suspended seed, and alternate stipulate simple leaves yielding hydrocyanic acid.

ANOMALIES.

ESSENTIAL CHARACTER.—*Calyx* 5-toothed, deciduous, lined with a disk; the fifth lobe next the axis. *Petals* 5, perigynous. *Stamens* 20, or thereabouts, arising from the throat of the calyx, in aestivation curved inwards; *anthers* imate, 2-celled, bursting longitudinally. *Ovary* superior, solitary, simple, 1-celled; *ovula* 2, suspended; *styles* terminal, with a furrow on one side, terminating in a reniform stigma. *Fruit* a drupe, with the putamen sometimes separating spontaneously from the sarcocarp. *Seeds* mostly solitary, suspended, in consequence of the cohesion of a funiculus umbilicalis, arising from the base of the cavity of the ovary, with its side. *Embryo* straight, with the radicle pointing to the hilum; *cotyledons* thick; *albumen* none.—*Trees* or *shrubs*. *Leaves* simple, alternate, usually glandular towards the base; *stipule* simple, mostly glandular. *Flowers* white or pink. *Hydrocyanic acid* present in the leaves and kernel.

AFFINITIES. Distinguished from Rosaceæ and Pomaceæ by their fruit being a drupe, their bark yielding gum, and by the presence of hydrocyanic

acid; from Leguminosæ by the latter character, and also by their regular petals and stamens, and especially by the odd segment of the 5-lobed calyx of that order being inferior, not superior; from Chrysobalanæ by their hydrocyanic acid, terminal styles, and regular petals and stamens. I have seen a monstrous Plum with an indefinite number of ovaria arising irregularly from the tube of the calyx, and therefore exhibiting a tendency, on the part of this order, to assume one of the distinguishing characters of Rosacææ.

GEOGRAPHY. Natives exclusively of the northern hemisphere, where they are found in cold or temperate climates. One species, *Cerasus occidentalis*, is a native of the West Indies; a kind of Almond, *Amygdalus microphylla*, inhabits hot arid plains in Mexico; and another, *A. cochinchinensis*, is reputed to grow in the woods of Cochinchina.

PROPERTIES. The astringent febrifugal properties of Rosacææ, with which order these are usually combined, are also found in Amygdalææ; as in the bark of *Cerasus virginiana*, which is prescribed in the United States, and of the *C. capollim* of Mexico. They are, however, better known for yielding an abundance of prussic, or hydrocyanic, acid, a deadly principle residing in the leaves and kernel; in consequence of which some of the species are poisonous to cattle which feed upon them: as, for example, the *Cerasus capricida*, which kills the goats of Nipal; and the *C. virginiana*, which is known in North America to be dangerous. They all of them, also, yield a gum, analogous to gum tragacanth. Notwithstanding, however, the poisonous principle that is present in them, their fruit is, in many cases, a favourite food; that of the *Amygdalus* (peach and nectarine), *Prunus* (plum and apricot), and *Cerasus* (cherry), are among the most delicious with which we are acquainted; the seed of *Amygdalus* is familiar to us under the name of almonds, and its oil under the name of oil of almonds. The bark of the root of *Cerasus capollim* is used in Mexico against dysentery. *Dec.* The leaves of *Prunus spinosa* (sloe), and *Cerasus avium* (wild cherry), have been employed as a substitute for tea. *Ibid.* The former are well known to afford one of the means used in Europe for adulterating the black tea of China. *Prunus domestica*, or the common plum, yields those fruits sold in the shops under the name of prunes, which are chiefly prepared in France, from the varieties called the St. Catherine and the green-gage; and in Portugal from a sort which derives its name from the village of Guimaraens, where they are principally dried. They contain so large a quantity of sugar, that brandy is distilled from them when fermented; and it has even been proposed to manufacture sugar from them. *A. R.* The kernel of *Prunus brigantiaica* yields a fixed oil, called *Huile des Marmottes*, which is used instead of olive or almond oil. *Ibid.* The bark of *Prunus spinosa* is one of the substances that has been reported to resemble Jesuits' bark in its effects. *Ibid.* *Prunus cocomilia* yields a bark, the febrifugal properties of which are spoken of very highly. According to M. Tenore, it is a specific for the cure of the dangerous intermittent fevers of Calabria, where it grows. A variety of *Cerasus avium* is used for the preparation, in the Vosges and the Black Forest, of the liqueur known under the name of Kirschenwasser. The flowers of *Amygdalus persica* (peach) are gently laxative, and are used advantageously for children. The kernel of *Cerasus occidentalis* is used for flavouring the liqueur Noyau.

EXAMPLES. *Prunus*, *Amygdalus*, *Cerasus*.

LXXVI. CHRYSOBALANEÆ. THE COCOA-PLUM TRIBE.

CHRYSOBALANEÆ, *R. Brown, in Tuckey's Voyage to the Congo, App. (1818); Dec. Prodr. 2. 525. a sect. of Rosaceæ (1825); Reichenb. Conspectus, 171. a sect. of Onagrarie, (1828.)*

DIAGNOSIS. Polypetalous dicotyledons, with a superior solitary ovarium, having a style proceeding from its base, irregular perigynous petals and stamens, a drupaceous fruit adhering obliquely to the calyx, exalbuminous definite erect seeds, and alternate stipulate simple leaves.

ANOMALIES. *Hirtella* has fleshy albumen and leafy cotyledons, according to Gærtner; and one species of the same genus is described as apetalous. *Cyenia* has a semipetaloid irregular calyx and no petals.

ESSENTIAL CHARACTER. — *Calyx* 5-lobed, sometimes bracteolate at the base. *Petals* more or less irregular, either 5 or none. *Stamens* either definite or indefinite, usually irregular either in size or position. *Ovarium* superior, solitary, 1- or 2-celled, cohering more or less on one side with the calyx; *ovula* twin, erect; *style* single, arising from the base; *stigma* simple. *Fruit* a drupe of 1 or 2 cells. *Seed* usually solitary, erect. *Embryo* with fleshy cotyledons, and no albumen. — *Trees* or *shrubs*. *Leaves* simple, alternate, stipulate, with no glands, and veins that run parallel with each other from the midrib to the margin. *Flowers* in racemes, or panicles, or corymbs.

AFFINITIES. The obvious affinity of this order is with *Amygdaleæ*, from which it differs in having irregular stamens and petals, and a style proceeding from the base of the ovarium. With *Rosaceæ*, to which *Chrysobalaneæ* have a strict relation, they agree in the same manner as *Amygdaleæ*, excepting the characters just pointed out. To *Leguminosæ*, with drupaceous fruit, they approach closely in the irregularity of their stamens and corolla, and especially in the cohesion which takes place between the stalk of the ovarium and the sides of the calyx; a character found, as M. Decandolle well remarks, in *Jonesia* and *Bauhinia*, undoubted leguminous plants: they are distinguished from this latter order by the position of their style and ovula, and by the relation which is borne to the axis of inflorescence by the odd lobe of the calyx being the same as is found in *Rosaceæ*. Brown remarks (*Congo*, 434), that the greater part of the order has the flowers more or less irregular, and that the simple ovarium of *Parinarium* has a dissepiment in some degree analogous to the movable dissepiment of *Banksia* and *Dryandra*; but we now know, from the more recent observations of this learned botanist upon the ovulum, that this dissepiment arises differently. The analogy of structure, as to the dissepiment of *Parinarium*, is to be sought in *Amelanchier*.

GEOGRAPHY. These plants are principally found in the tropical regions of Africa and America: none are recorded as natives of Asia; but there is reason to believe, from specimens of large trees seen in the forests of India, without flowers or fruit, by Dr. Wallich, that one or two species of *Parinarium* are indigenous in equinoctial Asia; and my genus *Cyenia*, founded upon a spiny plant from Nipal (*Wall. Cat. Herb. Ind.*), is apparently referable to this order. One species of *Chrysobalanus* is found as far to the north as the pine-barrans of Georgia in North America; a climate, however, as in all the regions bounding the Gulf of Mexico on the north, much more heated than that of most other countries in the same parallel of latitude.

PROPERTIES. No medicinal properties have been ascribed to *Chrysobalaneæ*. The fruit of *Chrysobalanus Icaco* is eaten in the West Indies, under the name of the cocoa-plum; another is brought to market in Sierra Leone (*C. luteus*); and the Rough-skinned, or Gray, plum of the same colony

is the produce of *Parinarium excelsum*. The kernel of *Parinarium campestre* and *montanum* is said by Aublet to be sweet and good to eat.

EXAMPLES. *Chrysobalanus*, *Parinarium*, *Hirtella*.

LXXVII. LEGUMINOSÆ. THE PEA TRIBE.

LEGUMINOSÆ, *Juss. Gen.* 345. (1789); *Brown Diss.* (1822); *Dec. Prodr.* 2. 93. (1825), *Lindl. Synops.* 75. (1829.)

DIAGNOSIS. Polypetalous dicotyledons, with a terminal style and solitary simple superior ovary, perigynous definite stamens, exalbuminous seeds, peritropal ovula, leguminous fruit, and alternate stipulate leaves.

ANOMALIES. The *Detariums* are apetalous and drupaceous. *Ceratonia*, *Copaifera*, and five or six other genera, are also apetalous. Some *Mimoseæ* are monopetalous; the latter section and *Swartziæ* have usually also hypogynous stamens. *Diphaca* and a species of *Cæsalpinia* have regularly 2 ovaria. *Ormosia* has 2 stigmas. *Dec.* *Sophora*, *Myrospermum*, and some others, have no stipulæ. Some have opposite leaves.

ESSENTIAL CHARACTER. — *Calyx* 5-parted, toothed, or cleft, inferior, with the odd segment anterior; the segments often unequal, and variously combined. *Petals* 5, or by abortion 4, 3, 2, 1, or none, inserted into the base of the calyx, either papilionaceous or regularly spreading; the odd petal posterior. *Stamens* definite or indefinite, perigynous, either distinct or monadelphous, or diadelphous; very seldom triadelphous; *anthers* versatile. *Ovary* simple, superior, 1-celled, 1- or many-seeded; *style* simple, proceeding from the upper margin; *stigma* simple. *Fruit* either a legume or a drupe. *Seeds* attached to the upper suture, solitary or several, occasionally with an arillus; *embryo* destitute of *albumen*, either straight or with the radicle bent upon the cotyledons; *cotyledons* either remaining under ground in germination, or elevated above the ground, and becoming green like leaves. — *Herbaceous* plants, *shrubs*, or *vast trees*, extremely variable in appearance. *Leaves* alternate, most commonly compressed; *petiole* tumid at the base. *Stipulæ* 2 at the base of the petiole, and 2 at the base of each leaflet. *Pedicels* usually articulated, with 2 bracteolæ under the flower.

AFFINITIES. The most common feature is, to have what are called papilionaceous flowers; and when these exist, no difficulty is experienced in recognising the order, for papilionaceous flowers are found no where else. Another and a more invariable character is to have a leguminous fruit; and by one of these two characters all the plants of the family are known. It is remarkable, however, for the complete obliteration of one or other of these distinctions in many cases. *Mimosa* and its allies have, instead of the irregular arrangement which characterises a papilionaceous flower, its parts of fructification disposed with the utmost symmetry; and *Detarium*, instead of a legumen, bears a fruit not distinguishable from a drupe. This last circumstance is easily to be understood, if we bear in mind that a legume and a drupe differ more in name than reality, the latter being formed upon precisely the same plan as the former, but with this modification, that its pericarpium is thickened, more or less fleshy on the outside and stony on the inside, 1-seeded, and indehiscent. Hence some of the regular-flowered genera with distinct stamens may be said to be *Rosaceous* in flower, and *Leguminous* in fruit. Simple, therefore, as the diagnosis of the order usually is, Mr. Brown is perfectly correct in asserting that, until he indicated the difference of the position of the odd lobe of the calyx in *Leguminosæ* and *Rosaceæ* (*Amygdalæ*), no positive character had been discovered to distinguish the one order from the other. The presence of stipule at the base of the leaflets of the compound leaves of *Leguminosæ*

is a character in the vegetation by which they may be known from Rosaceæ. Myroxylon agrees with Samydeæ in the remarkable glandular marking of the leaves, in which the pellucid spaces are both round and linear—a very singular and uncommon character, which was first pointed out by Mr. Brown. *Congo*, 444. Very few double flowers are known in this order; those of *Spartium junceum* and *Ulex europæus* are the most remarkable: the nature of the latter I have described in detail in the *Trans. of the Hort. Soc.* vol. 7. p. 237. Two ovaria are common in *Wisteria sinensis*; and the same phenomenon is to be seen, according to Decandolle, in *Gleditschia*: it appears also to be normal in *Diphaca* and *Cæsalpinia digyna*. M. Aug. de St. Hilaire is said (*Dec. Mém.* 52) to have found a *Mimosa* in Brazil with 5 carpella: on account of these, and other circumstances, M. Decandolle assumes the carpellum of Leguminosæ to be solitary by abortion, and that a whorl of 5 is that which is necessary to complete the symmetry of the flowers. Of the accuracy of this view I am satisfied; but I think it might have been proved as satisfactorily from analogy, without the aid of such instances. In consequence of the highly irritable nature of the leaves of many of the plants of this order, and of the tendency to irritability discoverable in them all, some botanists have placed them at the extremity of their system, in contact with the limits of the animal kingdom. See *Agardh Classes*, p. 4, and *Martius, H. R. M.* p. 176. For observations upon the nature of this irritability, see *Dutrochet sur la Motilité, Paris*, 1824, in which the author endeavours to shew that the motion is the effect of galvanic agency; and the same writer's *Nouvelles Recherches sur l'Exosmose, &c.*, in which he alters the explanation of the manner in which galvanism produces the motion, adhering, however, to his opinion of that subtle principle being the real agent. This ingenious naturalist might have been satisfied with attributing the phenomenon to an inherent vital action, without puzzling himself with a vain search after first causes, which always leaves the most successful inquirer exactly where he set out. For remarks upon the order in general, see M. Decandolle's valuable *Mémoire*, published at Paris in 1825-6, in one thick volume 4to. The relation that is borne by this order to *Chrysobalanææ* and *Amygdalææ* has been already explained under those orders. To the tribes formerly included under the name of *Terebintaceæ*, Leguminosæ are nearly allied in many important circumstances, but are distinguished by their stipules, which nevertheless exist in *Canarium* among *Burséracææ*, and which do not exist in *Sophora*, a genuine, and *Myrospermum*, a spurious Leguminous genus. The affinity of the latter to *Amyridææ* is, however, so great, that it appears to me very questionable whether it ought not to be absolutely referred to that order rather than to Leguminosæ. With *Xanthoxylææ* they are allied through *Ailanthus*. The monadelphous stamens, irregular flowers, occasional simple ovary, style, and stigma of *Polygalæææ*, are all so many points of affinity with Leguminosæ.

In many respects this order is one of the most important which the botanist can study, but especially as it serves to shew how little real importance ought to be attached to dehiscence of fruit in determining the limits of natural orders. What may be called the normal fruit of Leguminosæ is a legume, that is to say, a dry simple ovary, with a suture running along both its margins, so that at maturity it separates through the middle of each suture into two valves; but every conceivable degree of deviation from this type occurs: the *Arachis* and many more are indehiscent; *Detarium* is drupaceous; in *Carmichaelia* the valves separate from the suture, which remains entire, like the replum of *Crucifèreææ*; in all Lomentaceous genera, such as *Ornithopus*, the valves are indehiscent in the line of the

suture, but separate transversely; in *Entada* a combination of the peculiarities of *Carmichælia* and *Lomentaceæ* occurs; and, finally, in *Hæmatoxylon* the valves adhere by the suture and split along the axis. The divisions which have been proposed in this extensive order are of unequal value; it is possible that two of them, namely, *Mimoseæ* and *Cæsalpinieæ* may deserve, as Mr. Brown seems to think, the rank of independent orders; for they really appear to be of the same importance with reference to *Papilionaceæ*, as *Amygdaleæ* and *Pomaceæ* are with respect to *Rosaceæ*, or as *Amyrideæ*, *Connaraceæ*, *Anacardiaceæ*, and *Burseraceæ*, with respect to each other. I give them, however, as I find them in Decandolle.

His first and most important division depends upon the form of the embryo, out of which arise the divisions called *Curvembriæ* and *Rectembriæ*; viz.—

CURVEMBRIÆ.

Radicle bent back upon the cotyledons.

These are distinguished into two tribes by the structure of their flowers, viz.—

Tribe 1. SWARTZIEÆ.

Calyx bladderly, with indistinct lobes. Stamens hypogynous. Corolla none, or petals only 1 or 2.

EXAMPLES. *Swartzia*, *Baphia*.

Tribe 2. PAPILIONACEÆ.

Calyx with distinct lobes. Stamens perigynous. Corolla papilionaceous.

EXAMPLES. *Vicia*, *Pisum*, *Sophora*.

The germination of this tribe varies thus:—some of the species push their cotyledons above ground, which become green, resembling leaves; and of these none bear seeds which are eaten by man or animals: others germinate with their cotyledons under ground, and it is among these only that all the kinds which bear what we call pulse are found: the former Decandolle calls *Phyllolobeæ*, and they are divided by him into sections, viz. 1. § *Sophoreæ*, 2. § *Lotææ*, 3. § *Hedysareæ*; the latter he designates as *Sarcolobeæ*, which comprehend, 4. § *Vicieæ*, 5. § *Phaseoleæ*, 6. § *Dalbergieæ*.

RECTEMBRIÆ.

Radicle of the embryo straight.

The tribes are known by the position of their stamens and the æstivation of their petals.

Tribe 3. MIMOSEÆ.

Sepals and petals valvate in æstivation. Stamens hypogynous.

EXAMPLES. *Acacia*, *Mimosa*, *Inga*.

Tribe 4. CÆSALPINIEÆ.

Petals imbricated in æstivation, and stamens perigynous.

EXAMPLES. *Arachis*, *Cæsalpinia*, *Cassia*.

Of the genera comprehended in this tribe, those which have petals, and their stamens variously combined, are called § *Geoffrieæ*; such as have petals, the stamens being distinct, are § *Cassieæ*; and a couple of genera, with drupaceous fruit and no petals, constitute § *Detarieæ*.

The reader is referred to the 2d volume of Decandolle's *Prodromus* for further information upon these divisions.

GEOGRAPHY. The geographical distribution of this order has been considered with great care by Decandolle, from whom I take the substance of what follows.

One of the first things that strikes the observer is, that if a number of genera of *Leguminosæ* have as extensive a range as those of other orders,

there is a very considerable number of which the geographical limits are clearly defined. Thus the genera of New Holland are in most cases unknown beyond that vast island; the same may be said of North and South America, and the Cape of Good Hope; and there are between 14 and 15 genera unknown beyond the limits of Europe and the neighbouring borders of Asia and Africa. About 92 genera out of 280 are what are called sporadic, or dispersed over different and widely separated regions, such as *Tephrosia*, *Acacia*, *Glycine*, and *Sophora*. The species are found more or less in every part of the known world, with the exception, perhaps, of the island of Tristan d'Acugna and St. Helena, neither of which do they inhabit; but they are distributed in extremely unequal proportions; in general they diminish sensibly in approaching the pole, especially the Rectembriæ, which are unknown in northern regions. This will be apparent from the following table:—

	<i>Curvembr.</i>	<i>Rectembr.</i>
Europe, with the exception of the Mediterranean	184	0
Siberia	128	1
United States	167	16
China, Japan, and Cochinchina.....	64	13
Levant	247	3
Basin of the Mediterranean	466	2
Canaries.....	21	0
Arabia and Egypt.....	78	9
Mexico	90	62
West Indies	134	87
East Indies	330	122
Equinoctial America.....	246	359
Equinoctial Africa.....	81	49
New Holland	154	75
Isles of Southern Africa.....	29	13
South America beyond the tropics	18	11
Cape of Good Hope.....	334	19
South Sea Islands	11	2

This distribution, if condensed, will give the following results:—

Equinoctial zone	910	692
Beyond the tropics to the north.....	1277	35
————— south	417	107

PROPERTIES. This order is not only among the most extensive that are known, but also one of the most important to man, with reference to the objects either of ornament, of utility, or of nutriment, which it comprehends. When we reflect that the *Cercis*, which renders the gardens of Turkey resplendent with its myriads of purple flowers; the *Acacia*, not less valued for its airy foliage and elegant blossoms than for its hard and durable wood; the *Braziletto*, *Logwood*, and *Rosewoods* of commerce; the *Laburnum*; the classical *Cytisus*; the *Furze* and the *Broom*, both the pride of the otherwise dreary heaths of Europe; the *Bean*, the *Pea*, the *Vetch*, the *Clove*, the *Trefoil*, the *Lucerne*, all staple articles of culture by the farmer, are all species of *Leguminosæ*; and that the *Gums Arabic* and *Kino*, and various precious medicinal drugs, not to mention *Indigo*, the most useful of all dyes, are products of other species,—it will be perceived that it would be difficult to point out an order with greater claims upon the attention. It would be in vain to attempt to enumerate all its useful plants or products, in lieu of which I shall speak of the most remarkable, and of those which are least known.

The beauty of *Dr. Wallich's Amherstia nobilis*, a large tree bearing pendulous racemes of deep scarlet flowers, is unequalled in the vegetable kingdom. The general character of the order is to be eminently wholesome; but there are some singular exceptions to this. The seeds of *Lathyrus*

Aphaca are said to produce intense headach if eaten abundantly: the seeds of the Laburnum are poisonous; they contain a principle called Cytisine. The root of a species of Mimosa, called Spongia, is accounted a poison in Brazil. *Ed. P. J.* 14. 267. The leaves and branches of Tephrosia are used for intoxicating fish; the leaves of Ornithopus scorpioides are capable of being employed as vesicatories. The juice of Coronilla varia is poisonous. *Dec.* The powerful purgative effects of Senna are possessed also by other species, even by Colutea arborescens and Coronilla emerus. Cassia marilandica is found in North America a useful substitute for the Alexandrian Senna. *Barton*, 1. 143. The Senna of the shops consists, according to M. Delile, of Cassia acutifolia, Cassia Senna, and Cynanchum Argel. He says the Cassia lanceolata of Arabia does not yield the Senna of commerce. The active principle of Senna is called Cathartine. It was discovered by MM. Lassaigue and Fenuelle. *Ed. P. J.* 7. 389. Purgative properties are also found in the pulp within the fruit of Cathartocarpus fistula and Ceratonia siliqua, of Mimosa fagifolia, and also of the Tamarind, the preserved pulp of which is so well known as a delicious confection. Malic acid exists in the Tamarind, mixed with tartaric and citric acids. *Turner*, 634. The same may be said of Inga fœculifera, or the *Pois doux*, of St. Domingo, that bears pods filled with a sweet pulp, which the natives use. *Hamilt. Prodr.* 62. The roots of the liquorice contain an abundance of a sweet subacid mucilaginous juice, which is much esteemed as a pectoral; similar qualities are ascribed to Trifolium alpinum roots. The root of Abrus precatorius possesses exactly the properties of the liquorice root of the shops. *Ainslie*, 2. 79. In Java it is found demulcent. The seeds are considered by some as ophthalmic and cephalic, externally applied. The roots of Beans, Genistas, Ononis, Guilandina Nuga and Moringa, Anthyllis cretica, &c. are diuretic. *Dec.* Those of Dolichos tuberosus and bulbosus, and Lathyrus tuberosus, are wholesome food. Some are reported to produce powerfully bitter and tonic effects. Various species of Geoffræa, the bark of Æschinomene grandiflora and of Cæsalpinia Bonduccella are of this class. The kernels of Guilandina Bonduccella are very bitter, and are supposed by the native doctors of India to possess powerful tonic virtues. When pounded small and mixed with castor oil, they form a valuable external application in incipient hydrocele. *Ainslie*, 2. 136. The leaves are a valuable discutient, fried with a little castor oil, in cases of hernia humoralis. *Ibid.* The bark of Acacia Arabica is considered in India a powerful tonic; a decoction of its pods is used as a substitute for that of the seeds of Mimosa saponaria for washing. *Ibid.* 2. 142. The root of Hedysarum sennoides is accounted in India tonic and stimulant. *Ibid.* 2. 53. These powers are probably connected with the astringent and tanning properties of several others. Some of the Algarobas or Prosopises of the western part of South America bear fruit, the pericarp of which consists almost wholly of tannin. The bark of some of the species of Acacia abound to such a degree in tanning principles as to have become objects of commercial importance. In 1824 some tons of the extract of Acacia bark were imported from New South Wales for the use of tanners. *Ed. P. J.* 11. 266. The pods of Cassia Sabak and Acacia nilotica are used in Nubia for tanning. *Delile Cent.* 10. The valuable astringent substance, called Catechu, or Terra Japonica, is procured by boiling and evaporating the brown heart-wood of Acacia Catechu, or Khair Tree: it is obtained by simply boiling the chips in water until the inspissated juice has acquired a proper consistency; the liquor is then strained, and soon coagulates into a mass. *Brewster*, 5. 349. Gum Kino is the produce of Pterocarpus crinacea R. Br., Gum Dragon and Sandalwood of Pterocarpus Draco and Santalinus, Gum Lac of Erythrina monosperma,

Gum Anime of *Hymenæa Courbaril* *Dec.*, Gum Arabic is yielded by *Acacia senegalensis* and some others, Gum Tragacanth by *Astragalus creticus* and similar species. According to Mr. Don (*Prodr.* no. 247.), the Manna of Arabia is produced by several species of *Hedysarum*, related to *H. Alhagi*. The *Dalbergia monetaria* of Linnæus yields a resin very similar to Dragon's Blood. *Ainslie*, 1. 115. A similar juice is yielded by *Butea frondosa* and *superba*. *Dec.* Among the woods of trees of this order, the most important is that of the Locust Tree, *Robinia pseudacacia*, which is a light bright yellow, hard and durable, but brittle. The Brazil wood of commerce is obtained from *Cæsalpinia Braziliensis*. The fine Jacaranda, or Rosewood of commerce, so called because when fresh it has a faint but agreeable smell of roses, is produced by a species of *Mimosa* in the forests of Brazil. *Pr. Max. Trav.* 69. Among dyes are Indigo, produced by all *Indigoferas* and some *Galegas*, Logwood, the wood of *Hæmatoxylon campeachianum*, and the red dye yielded by several *Cæsalpinias*. The colouring matter of Logwood is a peculiar principle, called *Hæmatin*. The wood of *Pterocarpus santalinus* yields a deep red colouring matter; it is known in commerce under the name of Saunders Wood. *Ainslie*, 1. 386. All the species of the genus *Copaifera*, and 16 are known, yield the Balsam of Copaiva; but it is not in all of them of equal quality. *C. multijuga* is said by Von Martius to afford the greatest abundance. *Hayne in Linnæa*, 1826. 418. The Balsam is known in Venezuela under the name of *Tacamahaca*. *Dec. Prodr.* 2. 508. *Myroxylon peruiferum*, the Quinquino of Peru, produces a fragrant resin, in much use both for burning as a perfume, and for medicinal purposes, called the Balsam of Tolu. *Lambert's Illustration*, 95. Both it and the Balsam of Peru are also yielded, according to Ach. Richard, by *M. toluiferum*. *Ann. des Sc.* 2. 172. The root of *Clitoria Ternatea* is emetic. *Ainslie*, 2. 140. The seed of *Psoralea corylifolia* is considered by the native practitioners of India stomachic and deobstruent. *Ibid.* 141. According to Dr. Horsfield, the *Acacia scandens* of Java is classed among the emetics. *Ibid.* 2. 108. The roots and herbage of *Baptisia tinctoria* have been found to possess antiseptic and sub-astringent properties. They have also a cathartic and emetic effect. *Barton*, 2. 57. The seeds of *Cassia auriculata* are considered by the Indian doctors as refrigerant and attenuant. *Ainslie*, 2. 32. The leaves of *Coronilla picta* are highly esteemed among the Hindoos, on account of the virtues they are said to possess in hastening suppuration when applied in the form of a poultice, that is, simply made warm, and moistened with a little castor oil. *Ibid.* 2. 64. The seeds of *Parkia africana* are roasted as we roast coffee, then bruised, and allowed to ferment in water. When they begin to become putrid, they are well washed and pounded; the powder is made into cakes, somewhat in the fashion of our chocolate; they form an excellent sauce for all kinds of meat. The farinaceous matter surrounding the seeds forms a pleasant drink, and they also make it into a sweetmeat. *Brown in Denham*, 29. The irritating effects of the hairs which clothe the pods of *Dolichos pruriens*, or Cowhage, are well known. A strong infusion of the root of the same plant, sweetened with honey, is used by the native practitioners of India in cases of cholera morbus. *Ainslie*, 1. 93. The native practitioners in India prescribe the dried buds and young flowers of *Bauhinia tomentosa* in certain dysenteric affections. *Ibid.* 2. 48. A decoction of the bitter root of *Galega purpurea* (*Tephrosia*) is prescribed by the Indian doctors in cases of dyspepsia, lientery, and tympanitis. *Ibid.* 2. 49. The powdered leaf of *Indigofera Anil* is used in hepatitis. *Ibid.* 1. 179. The volatile oil of the *Coumarouna odorata*, or Tonka Bean, has been ascertained to be a peculiar principle called Coumarin. It

was mistaken by M. Vogel for Benzoic acid. *Turner*, 660. It may be found in a crystallised state between the skin and the kernel, and exists abundantly in the flowers of *Melilotus officinalis*. *Ed. P. J.* 3. 407. It has been found that a peculiar acid, called Carbazotic, is formed by the action of nitric acid upon Indigo. *Turner*, 641. Sulphur exists in combination with different bases in peas and beans. *Ed. P. J.* 14. 172. The leaves of the *Phaseolus trilobus* (called Sem, or Simbi) are considered by Indian practitioners cooling, sedative, antibilious, and tonic, and useful as an application to weak eyes. *Trans. M. and P. Soc. Calc.* 2. 406.

LXXVIII. URTICEÆ. THE NETTLE TRIBE.

URTICEÆ, *Juss. Gen.* 400. (1789); *Lindley's Synopsis*, 218. (1829).—CÆNOSANTHÆ and CANNABINÆ, *Blume Bijdr.* (1825.) both sections of Urticæ.

DIAGNOSIS. Apetalous dicotyledons, with definite erect ovula, an inferior calyx, distinct stipulæ, and an embryo with the radicle remote from the hilum.

ANOMALIES.

ESSENTIAL CHARACTER.—*Flowers* monœcious or diœcious, scattered or clustered. *Calyx* membranous, lobed, persistent. *Stamens* definite, distinct, inserted into the base of the calyx, and opposite its lobes; *anthers* curved inwards in æstivation, curving backwards with elasticity when bursting. *Ovarium* superior, simple; *ovule* solitary, erect; *stigma* simple. *Fruit* a simple indehiscent nut, surrounded either by the membranous or fleshy calyx. *Embryo* straight, curved, or spiral, with or without albumen; *radicle* superior, and therefore remote from the hilum; *cotyledons* lying face to face.—*Trees*, or *shrubs*, or *herbs*. *Leaves* alternate, with stipulæ, hispid or scabrous, often covered with pungent hairs.

AFFINITIES. The position of the ovulum, the want of milk, the flowers being arranged in loose racemes or panicles, not in fleshy heads, and their habit, distinguish Urticæ from Artocarpeæ. From Polygonæ they are known by their want of stipulæ, from Chenopodeæ and Scleranthæ by their stinging or scabrous surface, the position of the radicle, and their elastic stamens; and from Euphorbiaceæ by the simplicity of their ovarium; from Betulinæ by the presence of a calyx, and from Cupuliferæ by their superior simple ovarium. They agree with the two latter orders remarkably in stipulation.

GEOGRAPHY. Widely dispersed over every part of the world; appearing in the most northern regions, and in the hottest climates of the tropics; growing now upon dry walls, where there is scarcely nutriment for a moss or a lichen, and inhabiting the dampest recesses of the forest.

PROPERTIES. The tenacity of the fibres of many species is such that cordage has been successfully manufactured from them. The leaves of Hemp are powerfully narcotic. The Turks know its stupifying qualities under the name of Malach. Linnæus speaks of its vis narcotica, phantastica, dementens, anodyna, and repellens. Even the Hottentots use it to get drunk with, and call it Dacha. The Arabians name it Hashish. *Ainslie*, 2. 189. A most powerfully narcotic gum-resin, called in Nipal Cheris or Cherris, is supposed to be obtained from a variety of *Cannabis sativa*. *Ibid.* 2. 73. The effects of the venomous sting of the common nettles, *Urtica dioica*, *urens*, and *pilulifera* of Europe, are too well known. Their effects are, however, not to be compared for an instant with those of some Indian species. M. Leschenault (*Mém. Mus.* 6. 362.) thus describes the effect of gathering *Urtica crenulata* in the Botanic Garden at Calcutta:—"One of

the leaves slightly touched the first three fingers of my left hand : at the time I only perceived a slight pricking, to which I paid no attention. This was at seven in the morning. The pain continued to increase ; in an hour it had become intolerable : it seemed as if some one was rubbing my fingers with a hot iron. Nevertheless, there was no remarkable appearance ; neither swelling, nor pustule, nor inflammation. The pain rapidly spread along the arm, as far as the armpit. I was then seized with frequent sneezing and with a copious running at the nose, as if I had caught a violent cold in the head. About noon I experienced a painful contraction of the back of the jaws, which made me fear an attack of tetanus. I then went to bed, hoping that repose would alleviate my suffering ; but it did not abate ; on the contrary, it continued during nearly the whole of the following night ; but I lost the contraction of the jaws about seven in the evening. The next morning the pain began to leave me, and I fell asleep. I continued to suffer for two days ; and the pain returned in full force when I put my hand into water. I did not finally lose it for nine days." A similar circumstance occurred, with precisely the same symptoms, to a workman in the Calcutta Garden. This man described the sensation, when water was applied to the stung part, as if boiling oil was poured over him. Another dangerous species was found by the same botanist in Java (*U. stimulans*), but its effects were less violent. Both these seem to be surpassed in virulence by a nettle called *daoun setan*, or devil's leaf, in Timor ; the effects of which are said, by the natives, to last for a year, and even to cause death.

The common Hop, *Humulus lupulus*, is a rather anomalous genus of this order, remarkable, as is well known, for its bitterness ; the active principle of it is called by chemists Lupulin.

EXAMPLES. *Urtica*, *Parietaria*, *Böhmeria*.

LXXIX. ULMACEÆ. THE ELM TRIBE.

ULMACEÆ, *Mirbel Elém.* 905. (1815); *Lindl. Synops.* 225. (1829).—CELTIDEÆ, *Rieh.*

DIAGNOSIS. Apetalous dicotyledons, with definite suspended ovula, solitary or loosely clustered flowers, a 2-celled indehiscent fruit, and alternate stipulate scabrous leaves.

ANOMALIES.

ESSENTIAL CHARACTER.—*Flowers* hermaphrodite or polygamous. *Calyx* divided, campanulate, inferior. *Stamens* definite, inserted into the base of the calyx ; erect in æstivation. *Ovarium* superior, 2-celled ; *ovules* solitary, pendulous ; *stigmas* 2, distinct. *Fruit* 1- or 2-celled, indehiscent, membranous or drupaceous. *Seed* solitary, pendulous ; *albumen* none, or in very small quantity ; *embryo* with foliaceous cotyledons ; *radicle* superior.—*Trees* or *shrubs*, with scabrous, alternate, simple, deciduous leaves, and stipulae.

AFFINITIES. Nearly related to *Urticeæ*, from which they are only distinguishable by the 2-celled fruit, pendulous seeds, and radicle turned towards the hilum ; from *Artocarpeæ* they are known by their inflorescence, dry fruit, and double ovarium.

GEOGRAPHY. Natives of the north of Asia, the mountains of India, China, North America, and Europe ; in the latter of which countries they form valuable timber-trees.

PROPERTIES. The inner bark of the Elm is slightly bitter and astringent, but it does not appear to possess any important quality. The sub-

stance which exudes spontaneously from it is called Ulmin ; it is also found in the Oak, Chestnut, and other trees, and, according to Berzelius, is a constituent of most kinds of bark. *Turner, 700.*

EXAMPLES. *Ulmus, Celtis.*

LXXX. ARTOCARPEÆ. THE BREAD-FRUIT TRIBE.

ARTOCARPEÆ, *R. Brown in Congo (1818); Blume Bijdr. 479; and PHOLEOSANTHÆ, 435, both sections of Urticæ (1825.)—SYCOIDEÆ, Link Handb. l. 292. (1829.)*

DIAGNOSIS. Apetalous lactescent dicotyledons, with flowers in fleshy heads, definite suspended ovula, alternate stipulate leaves, and radicle turned towards the hilum.

ANOMALIES. *Antiaris* has solitary flowers, and the ovarium cohering with the involucrem.

ESSENTIAL CHARACTER. — *Flowers* monœcious, in heads or catkins. *Calyx* with an uncertain number of divisions, which are often membranous ; sometimes tubular, or entire. *Stamens* uncertain in number, either solitary or several, straight. *Ovarium* 1- or 2-celled, superior, rarely inferior ; *ovulum* suspended ; *style* single, filiform ; *stigma* bifid. *Fruit* usually a fleshy receptacle, either covered by numerous nuts, lying among the persistent fleshy calyxes, or enclosing them within its cavity ; occasionally consisting of a single nut, covered by a succulent involucrem. *Seed* suspended solitary, ; *embryo* inverted, with its *radicle* pointing to the *hilum*, straight or curved, with or without *albumen*. — *Trees, shrubs, or herbs. Leaves* alternate, toothed or lobed, or entire, smooth or covered with *asperities* ; *stipulæ* membranous, deciduous, convolute in veneration.

AFFINITIES. The Fig may be taken as the type of this order, which agrees with *Urticæ* in its apetalous flowers, scabrous alternate leaves, and membranous stipulæ ; but which differs in its habit and milky juice, and in the position of the ovulum, which is constantly suspended, not erect. Mr. Brown, indeed, in his Appendix to the Congo Expedition, says that in *Artocarpeæ* “the ovulum, which is always solitary, is erect, while the embryo is inverted or pendulous.” But this statement must be an oversight : I have constantly found the ovulum suspended in *Artocarpus incisa*, *Maclura aurantiaca*, *Ficus Carica*, and other species, and in all the *Dorstenias*, in the whole of which there is a very conspicuous foramen immediately against the point of attachment of the ovulum.

GEOGRAPHY. Natives of all parts of the tropics, particularly of the East Indies ; a few species, in the form of *Morus* and *Maclura*, and the cultivated Fig, straggle northwards as far as Canada and Persia. *Dorstenias* are remarkable for being herbaceous Brazilian weeds, in an order composed otherwise of trees or shrubs.

PROPERTIES. The Fig, the Bread-fruit, the Jack, and the Mulberry, are all found here, and are a curious instance of wholesome or harmless plants in an order which contains the most deadly poison in the world, the Upas of Java ; the juice, however, of even those which have wholesome fruit, is acrid and suspicious ; and in a species of Fig, *Ficus toxicaria*, is absolutely venomous. The juice of all of them contains a greater or less abundance of caoutchouc, and the *Cecropia peltata* is reported to yield American caoutchouc. But Humboldt doubts whether this is the fact, as its juice is difficult to inspissate. *Cinch. For.* p. 44. The seeds of a plant nearly allied to *Cecropia*, called *Musanga* by the Africans of the Gold Coast, as well as those of *Artocarpus*, are eatable as nuts. The famous Cow Tree, or Palo de Vacca, of South America, which yields a copious

supply of a rich and wholesome milk, belongs to this order; it is supposed to be related to *Brosimum*. *Brosimum alicastrum* abounds in a tenacious gummy milk; its leaves and young shoots are much eaten by cattle, but when they become old they cease to be innocuous. The roasted nuts are used instead of bread, and have much the taste of Hazel nuts. *Swartz*, 1. 19. A kind of paper is manufactured from *Broussonetia papyrifera*. The bark of the *Morus alba* contains moroxylic acid in combination with lime. *Turner*, 640. Fustick, a yellow dye, is the wood of *Morus tinctoria*. The seeds of *Ficus religiosa* are supposed by the doctors of India to be cooling and alterative. *Ainslie*, 2. 25. The leaves of *Ficus septica* are emetic. *Ibid.* The Cochinchinese consider that plant caustic and anthelmintic. The bark of *Ficus racemosa* is slightly astringent, and has particular virtues in hæmaturia and menorrhagia. The juice of its root is considered a powerful tonic. *Ibid.* 2. 31. The white glutinous juice of *Ficus indica* is applied to the teeth and gums, to ease the toothache; it is also considered a valuable application to the soles of the feet when cracked and inflamed. The bark is supposed to be a powerful tonic, and is administered by the Hindoos in diabetes. *Ibid.* 2. 11. Gum lac is obtained from the *Ficus indica* in great abundance. The tenacity of life in some plants of this family is remarkable. A specimen of *Ficus australis* lived and grew suspended in the air, without earth, in one of the hothouses in the Botanic Garden, Edinburgh, for eight months, without experiencing any apparent inconvenience. *Ed. P. J.* 3. 80. The celebrated Banyan Tree of India is *Ficus religiosa*. Prince Maximilian, of Wied Neuwied, says that the colossal wild Fig-trees "are one of the most grateful presents of nature to hot countries: the shade of such a magnificent tree refreshes the traveller when he reposes under its incredibly wide-spreading branches, with their dark green shining foliage. The Fig-trees of all hot countries have generally very thick trunks, with extremely strong boughs, and a prodigious crown." *Travels*, p. 104. Is it possible that the Indian poison with which the Nagas tip their arrows, of the tree that produces which nothing is known, can belong to this tribe? See, for an account of the effect of this poison, *Brewster's Journal*, 9. 219. The poisonous property of the *Upas* has been found to depend upon the presence of that most virulent of all principles, called strychnia. *Turner*, 650.

EXAMPLES. *Artocarpus*, *Morus*, *Maclura*.

LXXXI. STILAGINEÆ.

STILAGINEÆ, *Agardh's Classes*, 199. (1824); *Von Martius Hort. Reg. Monac.* (1829.)

DIAGNOSIS. Apetalous dicotyledons, with unisexual spiked flowers, collateral pendulous ovules, solitary ovaria, 2-lobed anthers bursting vertically, and 1-seeded fruit with an albuminous seed.

ANOMALIES.

ESSENTIAL CHARACTER.—*Flowers* unisexual. *Calyx* 3- or 5-parted. *Corolla* 0. *Stamens* 2, or more, arising from a tumid receptacle; *filaments* capillary; *anthers* innate, 2-lobed, with a fleshy connectivum and vertical cells opening transversely. *Ovarium* superior; *stigma* sessile, 3-4-toothed. *Fruit* drupaceous, with 1 seed and the remains of another. *Seed* suspended; *embryo* green, with foliaceous cotyledons, lying in the midst of copious fleshy albumen.—*Trees* or *shrubs*. *Leaves* alternate, simple, with deciduous stipule.

AFFINITIES. An obscure order, of the limits of which nothing has been

well made out. Judging from the genera *Stilago* and *Antidesma*, it is very near *Cupuliferæ*, from which it differs chiefly in its superior ovarium and copious fleshy albumen.

GEOGRAPHY. Natives of the East Indies.

PROPERTIES.

EXAMPLES. *Stilago*, *Antidesma*.

LXXXII. CUPULIFERÆ. THE OAK TRIBE.

CUPULIFERÆ, *Rich. Anal. du Fr.* (1808); *Lindl. Synops.* 239. (1829); *Blume Flora Javæ*, (1829). — CORYLACEÆ, *Mirb. Elém.* 906. (1815). — QUERCINEÆ, *Juss. in Dict. Sc. Nat.* vol. 2. *Suppl.* 12. (1816.)

DIAGNOSIS. Apetalous dicotyledons, with definite pendulous ovules, 2 or more in each cell, amentaceous flowers, single inferior ovaria enclosed in a cupule, and alternate stipulate leaves with veins proceeding straight from the midrib to the margin.

ANOMALIES.

ESSENTIAL CHARACTER. — *Flowers* unisexual; males amentaceous, females aggregate or amentaceous. *Males: Stamens* 5 to 20, inserted into the base of the scales or of a membranous calyx, generally distinct. *Females: Ovaries* crowned by the rudiments of a superior calyx, seated within a coriaceous involucre (*cupule*) of various figure, and with several cells and several ovules, the greater part of which are abortive; *ovules* twin or solitary, pendulous; *stigmata* several, sub-sessile, distinct. *Fruit* a bony or coriaceous 1-celled nut, more or less enclosed in the involucre. *Seeds* solitary, 2 or 3, pendulous; *embryo* large, with plano-convex fleshy cotyledons, and a minute superior radicle. — *Trees* or *shrubs*. *Leaves* with stipulæ, alternate, simple, with veins proceeding straight from the midrib to the margin.

AFFINITIES. These are known among European trees by their amentaceous flowers and peculiarly veined leaves; from all other plants they are distinguished by their apetalous superior rudimentary calyx, fruit enclosed in a peculiar husk or cup, and nuts containing but 1 cell and 1 or 2 seeds, in consequence of the abortion of the remainder. They are nearly akin to *Salicinæ* and *Betulinæ*, from which the presence of a calyx, and, in the former case, the veining of their leaves, distinguish them. To *Urticæ* they are nearly allied, but differ in their many-celled ovary, pendulous ovula, and superior calyx.

GEOGRAPHY. Inhabitants of the forests of all the temperate parts of the continent both of the Old and New World; extremely common in Europe, Asia, and North America; more rare in Barbary and Chile, and the southern parts of South America; and unknown at the Cape. The species which are found within the tropics of either hemisphere are chiefly Oaks, which abound in the high lands, but are unknown in the valleys of equatorial regions.

PROPERTIES. An order which comprehends the Oak, the Hazel Nut, the Beech, and the Spanish Chestnut, can scarcely require much to be said to a European reader of its properties, which are of too common a use to be unknown even to the most ignorant. Gallic acid exists abundantly in the Oak. The leaves of *Quercus falcata* are employed, on account of their astringency, externally in cases of gangrene; and the same astringent principle, which pervades all the order, has caused them to be employed even as febrifuges, tonics, and stomachics. Cork is the bark of *Quercus suber*; it contains a peculiar principle called *Suberin* (*Turner*, 700), and an acid called

the Suberic (*Ibid.* 641). The galls that writing ink is prepared from are the produce of the Oak, from which they derive their astringency. The acorns of a species known in the Levant under the name of *Velonia* (*Quercus ægilops*) are imported for the use of dyers.

EXAMPLES. *Quercus*, *Corylus*, *Fagus*.

LXXXIII. BETULINEÆ. THE BIRCH TRIBE.

AMENTACEÆ, *Juss. Gen.* 407. (1789) *in part*; *Lindl. Synops.* § 228. (1829). —
BETULINEÆ, *L. C. Richard MSS. A. Richard, Elém. de la Bot. ed. 4.* 562. (1828.)

DIAGNOSIS. Achlamydeous dicotyledons, with a 2-celled ovarium, definite pendulous seeds, and amentaceous flowers.

ANOMALIES. The male flowers have occasionally a distinct calyx.

ESSENTIAL CHARACTER. — *Flowers* unisexual, monœcious, amentaceous; the males sometimes having a membranous lobed calyx. *Stamens* distinct, scarcely ever monadelphous; *anthers* 2-celled. *Ovarium* superior, 2-celled; *ovules* definite, pendulous; *style* single, or none; *stigmas* 2. *Fruit* membranous, indehiscent, by abortion 1-celled. *Seeds* pendulous, naked; *albumen* none; *embryo* straight; *radicle* superior. — *Trees* or *shrubs*. *Leaves* alternate, simple, with the venæ primariæ running straight from the midrib to the margin; *stipulæ* deciduous.

AFFINITIES. This order approaches more near to *Urticæ* and *Cupuliferæ* than either *Platanæ* or *Salicinæ*, which may be considered dismembrments of it. In the male flowers of several species there is a distinct membranous calyx, very like that of *Ulmus*; the seeds are definite and pendulous, and the leaves have the same venation as *Cupuliferæ*. It is distinguished by the 2 distinct cells of the fruit, by the want of a calyx to the female flowers, and by its solitary pendulous seeds.

GEOGRAPHY. Inhabitants of the woods of Europe, Northern Asia, and North America, and even making their appearance on the mountains of Peru and Columbia.

PROPERTIES. Fine timber-trees, usually with deciduous leaves; their bark astringent, and sometimes employed as a febrifuge; but chiefly valued for their importance as ornaments of a landscape. Their wood is often light, and of inferior quality, but that of the Black Birch of North America is one of the hardest and most valuable we know.

EXAMPLES. *Betula*, *Alnus*.

LXXXIV. SALICINEÆ. THE WILLOW TRIBE.

AMENTACEÆ, *Juss. Gen.* 407. (1789) *in part*; *Lindl. Synops.* § 229. (1829). —
SALICINEÆ, *L. C. Richard MSS.*; *Ach. Richard. Elém. de la Bot. ed. 4.* 560. (1828.)

DIAGNOSIS. Achlamydeous dicotyledons, with a 1- or 2-celled ovarium, indefinite comose seeds, and amentaceous flowers.

ANOMALIES.

ESSENTIAL CHARACTER. — *Flowers* unisexual, either monœcious or diœcious, amentaceous. *Stamens* distinct or monadelphous; *anthers* 2-celled. *Ovarium* superior, 1- or 2-celled; *ovules* numerous, erect, at the base of the cell or adhering to the lower part of

the sides; *style* 1 or 0; *stigmas* 2. *Fruit* coriaceous, 1- or 2-celled, 2-valved, many-seeded. *Seeds* either adhering to the lower part of the axis of each valve, or to the base of the cell, comose; *albumen* 0; *embryo* erect; *radicle* inferior.—*Trees* or *shrubs*. *Leaves* alternate, simple, with deliquescent venæ primariæ, and frequently with glands; *stipulæ* deciduous or persistent.

AFFINITIES. The hairy seeds, and polyspermous 2-valved fruit, distinguish this from Betulineæ, the only order with which it is likely to be confounded. It is usually combined with that order and Cupuliferæ, under the name of Amentaceæ; but it is more consonant with modern views of division to keep them all separate.

GEOGRAPHY. Natives, generally, of the same localities as Betulineæ, but extending further to the north than the species of that order. The most northern woody plant that is known is a kind of Willow, *Salix arctica*. They are found sparingly in Barbary, and there is a species of Willow even in Senegal.

PROPERTIES. Valuable trees, either for their timber or for economical purposes; the Willow, the Sallow, and the Poplar, being the representatives. Their bark is usually astringent, tonic, and stomachic; that of *Populus tremuloides* is known as a febrifuge in the United States; the leaves of *Salix herbacea*, soaked in water, are employed in Iceland for tanning leather. Willow bark has been found by Sir H. Davy to contain as much tanning principle as that of the Oak. *Ed. P. J.* 1. 320. It has lately acquired a great reputation in France as a febrifuge.

EXAMPLES. Populus, *Salix*.

LXXXV. PLATANEÆ. THE PLANE TRIBE.

PLATANEÆ, *Lestiboudois* according to *Von Martius. Hort. Reg. Monacensis*, p. 46. (1829.)

DIAGNOSIS. Achlamydeous dicotyledons, with a 1-celled ovarium, pendulous ovules, alternate leaves, and amentaceous flowers.

ANOMALIES.

ESSENTIAL CHARACTER.—*Flowers* amentaceous, naked; the sexes in distinct amenta. *Stamens* single, without any floral envelope, but with several small scales and appendages mixed among them; *anthers* linear, 2-celled. *Ovaria* terminated by a thick style, having the stigmatic surface on one side; *ovules* solitary, or two, one above the other, and suspended. *Nuts*, in consequence of mutual compression, clavate, with a persistent recurved style. *Seeds* solitary, or rarely in pairs, pendulous, elongated; *testa* thick; *embryo* long, taper, lying in the axis of fleshy albumen, with the radicle turned to the extremity next (opposite, *A. Rich.*) the hilum.—*Trees* or *shrubs*. *Leaves* alternate, palmate, or toothed, with scarios sheathing stipulæ. *Amenta* round, pendulous.

AFFINITIES. Formerly comprehended in the tribe called Amentaceæ, this order is particularly known by its round heads of flowers, its 1-celled ovarium, containing 1 or 2 pendulous ovula, and its embryo lying in fleshy albumen, by which it is distinguishable from both Betulineæ, Myricææ, and Artocarpeæ, with all which, especially the latter, it has a close affinity. From the latter, indeed, it is chiefly known by the want of calyx, by the presence of albumen, and the absence of milk; the habit of the two orders being much the same. According to Gærtner, the radicle is next the hilum; according to Achille Richard (*Dict. Class.* 14. 23.), it is at the other extremity.

GEOGRAPHY. Natives of Barbary, the Levant, and North America.

PROPERTIES. Noble timber-trees, the wood of which is extremely valuable; the bark of *Platanus* is remarkable for falling off in hard irre-

gular patches,—a circumstance which arises from the rigidity of its tissue, on account of which it is incapable of stretching as the wood beneath it increases in diameter.

EXAMPLE. *Platanus*.

LXXXVI. MYRICEÆ. THE GALE TRIBE.

MYRICEÆ, *Rich. Anal. du Fr.* (1808); *Ach. Rich. Elém. de la Bot. cd 4.* 561. (1828); *Lindl. Synops.* 242. (1829).—CASUARINÆ, *Mirbel in Ann. Mus.* 16. 451. (1810); *R. Brown in Flinders, 2.* 571. (1814.)

DIAGNOSIS. Achlamydeous dicotyledons, with a 1-celled ovarium, erect ovules, a naked embryo, and amentaceous flowers.

ANOMALIES. *Casuarina* is leafless.

ESSENTIAL CHARACTER.—*Flowers* unisexual, amentaceous. *Males: Stamens* 1 or several, each with a hypogynous scale. *Anthers* 2- or 4-celled, opening lengthwise. *Females: Ovarium* 1-celled, surrounded by several hypogynous scales; *ovulum* solitary, erect, with a foramen in its apex; *stigmas* 2, subulate. *Fruit* drupaceous, often covered with waxy secretions, formed of the hypogynous scales of the ovarium, become fleshy and adherent; or dry and deliscent, with the scales distinct. *Seed* solitary, erect; *embryo* without albumen; *cotyledons* 2, plano-convex; *radicle* short, superior.—*Leafy shrubs*, with resinous glands and dots, the leaves alternate, simple, with or without stipulæ; or *leafless shrubs* or *trees*, with filiform branches bearing membranous toothed sheaths at the articulations.

AFFINITIES. The nearest approach made by these plants is probably to *Ulmaceæ* and *Betulinæ*, from the former of which they are readily known by their amentaceous flowers and want of a perianthium; from the latter they are distinguished by their erect ovula, aromatic leaves, and 1-celled ovarium. In the latter respect they resemble *Piperaceæ*, from which, however, they differ materially in other points. The only anomalous genus is *Casuarina*, which has the habit of a gigantic *Equisetum*, and which can scarcely be compared with any other dicotyledonous tree. Mr. Brown, in the Appendix to *Flinders's Voyage*, has the following observations on the structure of this remarkable genus, from which it will be seen that he does not consider it achlamydeous, as I do.

“In the male flowers of all the species of *Casuarina*, I find an envelope of four valves, as Labillardière has already observed in one species, which he has therefore named *C. quadrivalvis*. *Plant. Nov. Holl.* 2. p. 67. t. 218. But as the two lateral valves of this envelope cover the others in the unexpanded state, and appear to belong to a distinct series, I am inclined to consider them as bractæ. On this supposition, which, however, I do not advance with much confidence, the perianthium would consist merely of the anterior and posterior valves; and these, firmly cohering at their apices, are carried up by the anthera, as soon as the filament begins to be produced, while the lateral valves or bractæ are persistent; it follows from it, also, that there is no visible perianthium in the female flower; and the remarkable economy of its lateral bractæ may, perhaps, be considered as not only affording an additional argument in support of the view now taken of the nature of the parts, but also as in some degree again approximating *Casuarina* to *Coniferæ*, with which it was formerly associated. The outer coat of the seed or carypsis of *Casuarina* consists of a very fine membrane, of which the terminal wing is entirely composed; between this membrane and the crustaceous integument of the seed, there exists a stratum of spiral vessels, which Labillardière, not having distinctly seen, has described as an ‘integu-

mentum arachnoideum; and within the crustaceous integument there is a thin proper membrane, closely applied to the embryo, which the same author has entirely overlooked. The existence of spiral vessels, particularly in such quantity, and, as far as can be determined in the dried specimens, unaccompanied by other vessels, is a structure at least very unusual in the integuments of a seed or caryopsis, in which they are very seldom at all visible; and have never, I believe, been observed in such abundance as in this genus, in all whose species they are equally obvious."

GEOGRAPHY. Found in the cold parts of Europe and North America, the tropics of South America, the Cape of Good Hope, India, and New Holland; in the latter country the order is chiefly represented by *Casuarina*.

PROPERTIES. Aromatic shrubs, or trees of considerable size. *Comptonia asplenifolia* possesses astringent and tonic properties, and is much used in the domestic medicine of the United States, in cases of diarrhœa. *Barton*, l. 224. The root of *Myrica cerifera* is a powerful astringent, and wax is obtained in great abundance from its berries. The fruit of *Myrica sapida* is about as large as a cherry, and, according to Buchanan, is a pleasant acid and eatable in Nipal. *Don*, p. 56. It has a pleasant, refreshing, acidulous taste. *Wall. Tent.* 60.

EXAMPLES. *Myrica*, *Nageia*, *Casuarina*.

LXXXVII. JUGLANDEÆ. THE WALNUT TRIBE.

JUGLANDEÆ, *Dec. Théorie*, 215. (1813); *Kunth in Ann. des Sc. Nat.* 2. 343. (1824.)

DIAGNOSIS. Apetalous dicotyledons, with ascending definite ovules, amentaceous flowers, and a superior calyx.

ANOMALIES.

ESSENTIAL CHARACTER.—*Flowers* unisexual. *Calyx* in the males oblique, membranous, irregularly divided, attached to a single bractea; in the females superior, with 4 divisions. *Petals* in the males 0; in the females occasionally present, and 4 in number, arising from between the calyx and the styles, and cohering at the base. *Stamens* indefinite, (3-36), hypogynous; *filaments* very short, distinct; *anthers* thick, 2-celled, innate, bursting longitudinally. *Disk* 0. *Ovarium* inferior, 1-celled; *ovulum* solitary, erect; *styles* 1 or 2, and very short, or none; *stigmas* much dilated, either 2 and lacerated, or discoid and 4-lobed. *Fruit* drupaceous, 1-celled, with 4 imperfect partitions. *Seed* 4-lobed; *embryo* shaped like the seed; *albumen* 0; *cotyledons* fleshy, 2-lobed, wrinkled; *radicle* superior. — *Trees.* *Leaves* alternate, unequally pinnated, without pellucid dots or stipulæ. *Flowers* amentaceous.

AFFINITIES. These have usually been mixed with Terebintaceæ, to which they, however, do not appear so closely allied as to Corylaceæ, with which they accord in their amentaceous unisexual flowers, and superior calyx. Among apetalous orders, their pinnated resinous undotted leaves particularly distinguish them.

GEOGRAPHY. Chiefly found in North America; one species, the common Walnut, is a native of the Levant and Persia; another, of Caucasus; and a third, of the West India Islands.

PROPERTIES. The fruit of the Walnut is esteemed for its sweetness and wholesome qualities. It abounds in a kind of oil, of a very drying nature. The rind of the fruit, and even the skin of the kernel, are extremely astringent. *Juglans cathartica* and *cinerea* are esteemed anthelmintic and cathartic; the fruit of several kinds of Hickory is eaten in America. The timber of all is valuable; that of *J. regia* for its rich deep brown colour when polished, and that of *Carya alba* for its elasticity and toughness.

EXAMPLES. *Juglans*, *Carya*.

LXXXVIII. EUPHORBIACEÆ. THE EUPHORBIIUM TRIBE.

EUPHORBIÆ, *Juss. Gen.* 365. (1789). — EUPHORBIACEÆ, *Ad. de Juss. Monogr.* (1824); *Lindl. Synops.* 220. (1829.)

DIAGNOSIS. Apetalous dicotyledons, with definite suspended ovules, a 3-celled ovarium, unisexual flowers, and embryo in the midst of oily albumen.

ANOMALIES. Carpella occasionally 2, or more than 3.

ESSENTIAL CHARACTER.—*Flowers* monœcious or diceious. *Calyx* lobed, inferior, with various glandular or scaly internal appendages; (sometimes wanting). *Males: Stamens* definite or indefinite, distinct or monadelphous; *anthers* 2-celled. *Females: Ovarium* superior, sessile, or stalked, 2-3. or more celled; *ovules* solitary or twin, suspended from the inner angle of the cell; *styles* equal in number to the cells, sometimes distinct, sometimes combined, sometimes none; *stigma* compound, or single with several lobes. *Fruit* consisting of 2, 3, or more dehiscent cells, separating with elasticity from their common axis. *Seeds* solitary or twin, suspended, with an arillus; *embryo* enclosed in fleshy albumen; *cotyledons* flat; *radicle* superior. — *Trees, shrubs, or herbaceous plants*, often abounding in acrid milk. *Leaves* opposite or alternate, simple, rarely compound, usually with stipulæ. *Flowers* axillary or terminal, usually with bractææ, sometimes enclosed within an involucreum.

AFFINITIES. If the group of apetalous orders be considered a natural one, Euphorbiaceæ will stand by the side, or in the vicinity, of Urticææ, with which, however, they have few points in common, except the want of a corolla; or near Myristicææ, with which the columnar stamens of many species, and the acidity of their juice, may be said to accord. But it is probable that the real relationship of the order is of a very different kind. Jussieu long ago perceived a resemblance between Euphorbiaceæ and Rhamnææ, a resemblance which A. Brongniart has since adverted to (*Monogr. des Rhamn.* p. 35); and which chiefly depends upon a similarity in habit, an embryo with flat foliaceous cotyledons, solitary seeds, a great reduction in size of the petals of Rhamnææ, as if the order was tending towards an apetalous state, and a frequent division of the fruit into three parts. Auguste St. Hilaire (*Pl. Usuelles*, no. 18.) inquires whether they are not intermediate between Menispermææ and Malvaceæ. There can be no doubt of their relation to the latter, that is to say, to the orders of poly-petalous dicotyledons with hypogynous stamens and a valvate calyx, if we consider their general habit, especially that of the Crotons, the presence of abundance of stellate hairs, and their definite seeds; but these points are not sufficient to approximate the orders very nearly: in fact, the true affinities of Euphorbiaceæ cannot be said to be at present well understood. Ach. Richard suggests some affinity with Terebinthaceæ, as well as Rhamnææ. *Elémens*, ed. 4. 558.

GEOGRAPHY. This extensive order, which probably does not contain fewer than 1500 species, either described or undescribed, exists in the greatest abundance in equinoctial America, where about 3-8ths of the whole number have been found; sometimes in the form of large trees, frequently of bushes, still more usually of diminutive weeds, and occasionally of deformed, leafless, succulent plants, resembling the Cacti in their port, but differing from them in every other particular. In the Western world they gradually diminish as they recede from the equator, so that not above 50 species are known in North America, of which a very small number reaches as far as Canada. In the Old World the known tropical proportion is much smaller, arising probably from the species of India and equinoctial Africa not having been described with the same care as those of America; not above an eighth

having been found in tropical Africa, including the islands, and a sixth being perhaps about the proportion in India. A good many species inhabit the Cape, where they generally assume a succulent habit; and there are almost 120 species from Europe, including the basin of the Mediterranean: of these, 16 only are found in Great Britain, and 7 in Sweden.

PROPERTIES. The excellent monograph of M. Adrien de Jussieu contains the best information that exists upon this subject; and I accordingly avail myself of it, making a few additions to his facts. The general property is that of excitement, which varies greatly in degree, and consequently in effect. This principle resides chiefly in the milky secretion of the order, and is most powerful in proportion as that secretion is abundant. The smell and taste of a few are aromatic; but in the greater part the former is strong and nauseous, the latter acrid and pungent. The hairs of some species are stinging. The bark of various species of *Croton* is aromatic, as *Cascarilla*; and the flowers of some, such as *Caturus spiciflorus*, give a tone to the stomach. Many of them act upon the kidneys, as several species of *Phyllanthus*, the leaves of *Mercurialis annua*, and the root of *Ricinus communis*. Several are asserted by authors to be useful in cases of dropsy; some *Phyllanthuses* are emmenagogue. The bark of several *Crotons*, the wood of *Croton Tiglium* and common Box, the leaves of the latter, of *Cicca disticha*, and of several *Euphorbias*, are sudorific, and used against syphilis; the root of various *Euphorbias*, the juice of *Commia*, *Anda*, *Mercurialis perennis*, and others, are emetic; and the leaves of Box and *Mercurialis*, the juice of *Euphorbia*, *Commia*, and *Hura*, the seeds of *Ricinus*, *Croton Tiglium*, &c. &c., are purgative. Many of them are also dangerous, even in small doses, and so fatal in some cases, that no practitioner would dare to prescribe them; as, for example, *Manchineel*. In fact, there is a gradual and insensible transition, in this order, from mere stimulants to the most dangerous poisons. The latter have usually an acrid character, but some of them are also narcotic, as those *Phyllanthuses*, the leaves of which are thrown into water to intoxicate fish. Whatever the stimulating principle of *Euphorbiaceæ* may be, it seems to be of a very volatile nature, because application of heat is sufficient to dissipate it. Thus the root of the *Jatropha Manihot* or Cassava, which when raw is one of the most violent of poisons, becomes a wholesome nutritious article of food when roasted. In the seeds the albumen is harmless and eatable, but the embryo itself is acrid and dangerous. Independently of this volatile principle, there are two others belonging to the order, which require to be noticed: the first of these is *Caoutchouc*, that most innocuous of all substances, produced by the most poisonous of all families, which may be almost said to have given a new arm to surgery, and which has become an indispensable necessary of life; it exists in *Artocarpææ* and elsewhere, but is chiefly the produce of species of *Euphorbiaceæ*. The other is the preparation called *Turnsol*, which, although chiefly obtained from *Crozophora* (*Croton*) *tinctoria*, is to be procured equally abundantly from many other plants of the order.

The properties of *Euphorbiaceæ* are so important, that I do not think I should fulfil the object of this work, if I did not, in addition to the foregoing general view of the order, add a detailed list of the qualities of the most important species named by writers.

Acalypha Cupameni, an Indian herb, has a root which, bruised in hot water, is cathartic; a decoction of its leaves is also laxative. *Rhede*, 10. 161. The nut of *Aleurites ambinox* is eatable and aphrodisiac, but rather indigestible. *Commers. according to Ad. de J.* The nuts of another species are eaten in Java and the Moluccas; but they are intoxicating, unless they are roasted. *Rumph.* The *Anda* of Brazil is famous for the purgative qua-

lities of its seeds, which are fully as powerful as those of the Palma Christi. The Brazilians make use of them in cases of indigestion, in liver complaints, the jaundice, and dropsy. The rind, roasted on the fire, passes as a certain remedy for diarrhoea brought on by cold. According to Marcgraaf, the fresh rind steeped in water communicates to it a narcotic property which is sufficient to stupify fish. *Martius Amœn. Monac.* p. 3. The seeds are either eaten raw, or are prepared as an electuary; they yield an oil, which is said, by M. Auguste St. Hilaire, to be drying and excellent for painting; in short, much better than nut oil. *Pl. Usuelles*, 54. The bark of *Briedelia spinosa*, an Indian shrub, is, according to Roxburgh, a powerful astringent; the leaves are greedily eaten by cattle, which by their means free themselves of intestinal worms. The leaves of common Box are sudorific and purgative; according to Hanway, camels eat them in Persia, but they die in consequence. *Ad. de J.* The flowers of *Caturus spiciflorus* are spoken of as a specific in diarrhoea, either taken in decoction or in conserve. *Burm. Ind.* 303. The succulent fruit of *Cicca disticha* and *racemosa* is sub-acid, cooling, and wholesome. Its leaves are sudorific, and its seeds cathartic. The capsules of *Cluytia collina* are poisonous, according to Roxburgh. The root and bark of *Codiaeum variegatum* are acrid, and excite a burning sensation in the mouth if chewed; but the leaves are sweet and cooling. *Rumphius*. The juice of *Commia cochinchinensis* is white, tenacious, emetic, purgative, and deobstruent. Cautiously administered, it is a good medicine in obstinate dropsy and obstructions. *Lour.* 743. The Quina Blanca of Vera Cruz is produced by the *Croton Eluteria* of Swartz, and is probably the Cascarella of Europe. *Schiede in Ann. des Sc.* 18. 217. The drastic oil of Tiglium is expressed from the seeds of *Croton Tiglium*, formerly known in Europe under the name of *Grana molucca*. It is said, by Dr. Ainslie, to have proved in a singular manner emmenagogue. *Mat. Med.* 1. 108. A decoction of *Croton perdicipes*, called Pe de Perdis, Alcamphora, and Cocallera, in different provinces of Brazil, is much esteemed as a cure for syphilis, and as a useful diuretic. *Pl. Us.* 59. The root of another species, called Velame do Campo, *C. campestris*, has a purgative root, also employed against syphilitic disorders. *Id.* 60. The leaves of a species of *Croton* (*C. gratissimum*, *Burchell.*) are so fragrant as to be used by the Koras of the Cape of Good Hope as a perfume. *Burch.* 2. 263. *Crozophora tinctoria* yields the preparation called Turnsol; the plant itself is acrid, emetic, and drastic. An abundance of useful oil is obtained from two species of *Elæococca*; it is, however, only fit for burning and painting, on account of its acidity. *Ad. de J.* Six sorts of European Euphorbias are named, by Deslongchamps, as fit substitutes for Ipecacuanha, the best of which he states to be *E. Gerardiana*, the powdered root of which vomits easily in doses of 18 or 20 grains. *Ainslie*, 1. 123. The root of *Euphorbia Ipecacuanha* is said, by Barton, to be equal to the true Ipecacuanha, and in some respects superior; it is not unpleasant either in taste or smell. *Barton*, 1. 218. Various species of fleshy Euphorbia, especially the *Euph. antiquorum* and *canariensis*, produce the drug Euphorbium of the shops, which is the inspissated milky juice of such plants. In India it is mixed with the oil expressed from the seeds of *Sesamum orientale*, and used externally in rheumatic affections, and internally in cases of obstinate constipation. It is little used in Europe. Orfila places it among his poisons. *Ainslie*, 1. 121. *Euphorbia papillosa* is administered, in Brazil, as a purgative; but is apt, if given in too strong a dose, to cause dangerous superpurgations. *Pl. Usuelles*, 18. The juice of the leaves of *Euphorbia nereifolia* is prescribed by the native practitioners of India, internally as a purge and deobstruent, and externally, mixed with *Margosa* oil, in such cases of contracted limb as are induced by ill-treated

rheumatic affections. The leaves have, no doubt, a diuretic quality. *Ainslie*, 2. 98. The leaves and seeds of *Euphorbia thymifolia* are given, by the Tamool doctors of India, in worm cases, and in certain bowel affections of children. *Ib.* 2. 76. The same persons give the fresh juice of *Euphorbia pilulifera* in aphthous affections. The fresh acrid juice of *Euphorbia Tirucalli* is used in India as a vesicatory. *Ib.* 2. 133. The Ethiopians are said, by Virey, to form a mortal poison for their arrows from the juice of *Euphorbia heptagona*. *Hist. des Médic.* 299. The juice of *Excæcaria Agallocha*, and even its smoke when burnt, affects the eyes with intolerable pain, as has been experienced occasionally by sailors sent ashore to cut fuel, who, according to Rumphius (2. 238.), having accidentally rubbed their eyes with the juice, became blinded, and ran about like distracted men, and some of them finally lost their sight. The famous Manchineel tree, *Hippomane Mancinella*, is said to be so poisonous, that persons have died from merely sleeping beneath its shade. This is doubted, indeed, by Jacquin, who, however, admits its extremely venomous qualities; but it is by no means improbable that the story has some foundation in truth, particularly if, as Ad. de Jussieu truly remarks, the volatile nature of the poisonous principle of these plants is considered. The juice of *Hura crepitans* is stated to be of the same fatal nature as that of *Excæcaria*; its seeds are said to have been administered to negro slaves as purgatives, in number not exceeding 1 or 2, with fatal consequences. *Ad. æ J.* The powdered fruit of *Hyænanche globosa* is used in the colony of the Cape of Good Hope to poison hyænas, as *nux vomica* to poison stray dogs in Europe. From the seeds of *Jatropha glauca* the Hindoos prepare, by careful expression, an oil which, from its stimulating quality, they recommend as an external application in cases of chronic rheumatism and paralytic affections. *Ainslie*, 2. 6. The seeds of *Jatropha Curcas* are purgative and occasionally emetic; an expressed oil is obtained from them, which is reckoned a valuable external application in itch and herpes; it is also used, a little diluted, in chronic rheumatism. The varnish used by the Chinese for covering boxes is made by boiling this oil with oxide of iron. The leaves are considered as rubefacient and discutient; the milky juice is supposed to have a detergent and healing quality, and dyes linen black. *Ibid.* 2. 46. The roots of the *Jatropha Manihot*, or *Mandiocca*, yield a flour of immense importance in South America: this is obtained by crushing the roots, after the bark has been removed, and then straining off the water; after which the mass is gradually dried in pans over a fire. The seeds of several species of *Jatropha* are purgative, but they sometimes act so dangerously as to require extreme caution in administering them. *Mercurialis perennis* is purgative and dangerous. According to Sloane, it has sometimes produced violent vomiting, incessant diarrhœa, a burning heat in the head, a deep and long stupor, convulsions, and even death; yet this very plant, when boiled, has been eaten as a potherb. The leaves of *Maprounea brasiliensis*, or the *Marmeireiro do Campo* of Brazil, yield a black dye, which is, however, fugitive. A decoction of its root is also administered in derangement of the stomach; — a most remarkable circumstance, if we consider the close relation that is borne by it to *Manchineel* and other most poisonous trees. According to M. Auguste St. Hilaire, the *Maprounea* is destitute of the milky juice of *Sapium*, *Excæcaria*, *Hippomane*, and other dangerous genera. *Pl. Us.* 65. The seeds of *Omphalea* are eaten safely, if the embryo is first removed; if this is not done, they are cathartic. Both *Pedilanthus tithymaloides* and *padifolius* are used medicinally in the West Indies: the former, known under the name of *Ipecacuanha*, is used for the same purposes as that drug; the latter, called the *Jew Bush*, or *Milk plant*, is

used in decoction of the recent plant as an antisymphilitic, and in cases of suppression of the menses. *Hamilt. Prodr. Fl. Ind.* 43. The root, leaves, and young shoots of *Phyllanthus Niruri* are considered, in India, deobstruent, diuretic, and healing. The leaves are very bitter, and a good stomachic. *Ainslie*, 2. 151. Some other species, particularly *Ph. urinaria*, are powerful diuretics. The fruit of *Phyllanthus Emblica* is frequently made into pickle; it is acid, and, when dry, very astringent. *Ibid.* 1. 240. The bruised leaves of *Phyllanthus Conami* are used for inebriating fishes. *Aubl.* 928. The boiled leaves of *Plukenetia corniculata* are said to be an excellent potherb, for which purpose it is cultivated in Amboyna. *Rumph.* The purgative quality of *Ricinus*, the Castor oil plant, is well known; the root is said to be diuretic. The juice of *Sapium aucuparium* is reputed poisonous. A case is mentioned by Tussac (*Journ. Bot.* 1813. 1. 117.) of a gardener whose nostrils became swollen and seized with erysipetalous phlegmiasis, in consequence of the fumes only of this plant. The root of *Tragia involucrata* is reckoned, by the Hindoo doctors, among those medicines which they conceive to possess virtues in altering and correcting the habit in cases of cachexia, and in old venereal complaints attended with anomalous symptoms. *Ainslie*, 2. 62. There is reason to believe that the timber imported from the coast of Africa, under the name of African Teak, belongs to some tree of this order. From a species of a tree, stated by Mr. Brown to be of an unpublished genus, it is said that a substance resembling caoutchouc is procured in Sierra Leone. *Congo*, 444.

EXAMPLES. *Euphorbia*, *Croton*, *Buxus*, *Jatropha*.

LXXXIX. RESEDACEÆ. THE MIGNONETTE TRIBE.

RESEDACEÆ, *Dec. Théor. ed.* 1. 214. (1813); *Linll. Synops.* 219. (1829.)

DIAGNOSIS. Apetalous dicotyledons, with indefinite ovules, a 1-celled ovarium with parietal placentæ, dehiscent fruit, irregular flowers partly sterile, and a reniform embryo.

ANOMALIES.

ESSENTIAL CHARACTER.—*Florets* included within a many-parted involucre, neuter on the outside, hermaphrodite in the centre. *Calyx* 1-sided, undivided, glandular. *Stamens* of the sterile florets linear, petaloid. *Stamens* of the fertile florets perigynous, definite; *filaments* erect; *anthers* 2-celled, opening longitudinally. *Ovarium* sessile, 3-lobed, 1-celled, many-seeded, with 3 parietal placentæ. *Stigmata* 3, glandular, sessile. *Fruit* dry and membranous, or succulent, opening at the apex. *Seeds* several, reniform, attached to 3 parietal placentæ; *embryo* taper, arcuate, without albumen; *radicle* superior.—*Herbaceous* plants, with alternate *leaves*, the surface of which is minutely papillose; and minute, gland-like *stipulæ*.

AFFINITIES. The character which is here assigned to Resedaceæ is in conformity with an opinion I published some years ago, that the part called calyx by botanists is an involucre, the supposed petals neutral florets, and the disk or nectary a calyx surrounding a fertile floret in the middle. The reasons I assigned for this opinion were, firstly, "That there is a difference in the time of expansion of the neutral florets and of the stamens of the fertile one; the former being quite open in very many capitula, before one anther of the latter has burst in a single flower. Secondly, That there is an evident analogy between the appendages of the neutral florets and the stamens of the perfect florets; inasmuch as in *Reseda odorata* those of the upper sterile florets are of nearly the same number as

the real stamens ; because in *Reseda alba*, and some others, in which a union of filaments takes place in the perfect floret, there is a corresponding but more complete union of the sterile appendages ; and because occasionally in *Reseda odorata*, stamens are changed into bodies altogether similar to the sterile appendages ; and in *Reseda Phyteuma* the same appearance is always assumed by the perfect stamens after the anthers have performed their functions. Thirdly, That there is an equal analogy between the calyx of the neutral florets and that of the perfect floret ; because both have a peculiar glandular margin, the same form, both produce their stamens from their surface ; and because the upper edge of the calyx in the sterile florets has the same relation to the axis of each particular head as that of the perfect floret has to the axis of the whole inflorescence. In *Reseda Phyteuma*, which has the margin of its neutral florets rolled back, the same thing occurs in the perfect floret. Fourthly, That there is no instance of the same analogy existing between the disk and petals of other plants." *Coll. Bot.* no. 22. Hence I inferred that the genus must be excluded from even the vicinity of Capparidæ, with which it is usually placed. This view of the structure of *Reseda*, however paradoxical it may appear, has been adopted by M. Decandolle ; but Mr. Brown, in the Appendix to *Major Denham's Narrative*, has advanced various arguments in opposition to it. By these I was at first induced to believe that I was mistaken in my theory ; but upon reflection, and a subsequent repetition of the observations I originally made, I have been led to decide that Mr. Brown's arguments, strong as they undoubtedly are, do not carry conviction with them, and are, in fact, less weighty than they seem to be. In the first place, this learned botanist does not attempt to invalidate some of the arguments upon which I was led to my original conclusion ; and secondly, those which he has advanced in support of the contrary opinion appear to me to be open to objection. Mr. Brown's arguments in favour of the popular mode of understanding the structure of *Reseda* are :

1st. That the presence and appearance of the hypogynous disk, the anomalous structure of the petals, and the æstivation of the flower, all occur in a greater or less degree in Capparidæ, and have been found united in no other family of plants ; and,

2d. That the appendages (which I consider abortive stamens), being formed before the part upon which they rest (and which I have called calyx), are consequently to be referred to the corolla rather than the stamens : this, at least, is how I understand the chief argument employed by Mr. Brown. I hope I do not misunderstand.

3d. That the processes of the supposed petals are analogous to those of *Dianthus*, *Lychnis*, and *Silene*.

To the first of these arguments I reply, that, without meaning in the slightest degree to doubt the accuracy of Mr. Brown's observations, which I know are beyond question, I have not been able to discover any Capparidæous plants which are in my judgment analogous in the conformation of their parts to *Reseda* ; and that, even presuming appearances of analogy to exist more unequivocally than Mr. Brown states that they do, such a fact would not by itself shake the evidence I have produced to the contrary. To this I may add, that analogical evidence in support of my position, fully as powerful as that said to exist against it in Capparidæ, is furnished by *Datisca*, a genus I think evidently very near *Reseda*, which is unquestionably apetalous, and of which the calyx of the female flowers may without difficulty be compared with that of *Reseda*, except that it is adherent to the ovarium.

To the second objection it may be answered, that in organs of so anoma-

lous a structure as those of *Reseda*, there can be no difficulty in supposing that anomaly to overcome the ordinary laws of successive formation; that, moreover, the argument is founded upon an assumption that the petals are always formed before the stamens; a point with no proof of which am I acquainted, and which I think open to considerable doubt: for instance, are the petals of *Illecebreæ* developed before the stamens, or subsequent to them? and how is the existence of apetalous species in polypetalous genera to be reconciled with such a theory? Besides this, is not the circumstance described by Mr. Brown of the stamina not being covered by the supposed petals in the slightest degree in any stage of development, an admission that in *Reseda* itself the formation of the stamens is anterior to that of the corolla? and if this is true of perfect stamens, why should it not be true of sterile ones? Mr. Brown also states that, at the period when what he calls the unguis of the petals (but what I call the calyx of the neutral florets) is scarcely to be detected, that part which is commonly called the disk (but which I consider the calyx of a sterile floret) is hardly visible also:—is not this a proof of the identity of the two parts? and if so, they must be either all disks, which is absurd, or all calyxes, which is that for which I contend.

With regard to the third objection, that the processes of the supposed petals of *Reseda* are analogous to those of *Silene*, *Lychnis*, &c., I entertain a different opinion, for the following reasons:—The coronal processes of *Silene* consist of cellular tissue only, without any trace of vessels, and are analogous to the crests or lamellæ upon the labellum of *Orchidææ*, the anomalous subulate processes of *Gilliesia*, the scales of the orifice of some *Boraginææ*, the hump on the calyx of *Scutellaria*, and perhaps also the ligula of grasses. But in *Reseda* each of the processes has a central vascular axis, and is anatomically undistinguishable from the filament of the fertile stamens; being thus analogous to the ligulate or subulate processes of *Büttneriaceææ*, or the coronal processes of *Schwenkia*, *Brodiaææ*, and *Leucocoryne*, all of which are notoriously abortive stamina. I know of no instance of mere processes arising from the surface of a petal having a vascular axis; for *Polygala*, after the explanation that has been given of its structure by Auguste St. Hilaire, will hardly be considered an instance: neither am I acquainted with any case of sterile stamens being destitute of such an axis, unless they are in a very rudimentary state, which those of *Reseda* are not.

To conclude, I would beg those who still entertain doubts upon this subject to examine *Reseda Phyteuma*, and to set out in their inquiry from that species, in which, according to Mr. Don (*Ed. New Phil. Journ. Oct. 1828*), one of the sterile stamens occasionally bears an anther; a statement which, if there is no mistake, sets the question at rest for ever. Viewing the structure of *Reseda* in the usual way, its affinity would be obviously with *Capparidæææ*, with which it entirely agrees in its seeds; but in the light in which I see it, its proximity will be to *Euphorbiaceææ* and *Datisceæææ*, particularly to the latter; and if to them, also to *Corylaceæææ* and *Ulmaceæææ*, with the calyx of which, especially that of the male flowers of *Fagus*, the calyx of *Reseda* has much in common. I consider that *Resedaceæææ* bear about the same relation to *Euphorbiaceæææ* as *Campanulaceæææ* to *Compositææææ*, as *Cinchonaceæææ* to *Stellatææææ*, or as *Hydrangeaceæææ* to *Viburnum*.

GEOGRAPHY. Weeds inhabiting exclusively Europe, the adjoining parts of Asia, the basin of the Mediterranean, and the adjacent islands.

PROPERTIES. Nothing further is known of them than that *Reseda luteola* yields a yellow dye, and that the *Mignonette* (*R. odorata*) is among the most fragrant of plants.

EXAMPLES. *Reseda*, *Ochradenus*.

XC. DATISCEÆ.

DATISCEÆ, *R. Brown in Denham, 25. (1826.)*

DIAGNOSIS. Apetalous dicotyledons, with indefinite ovules, a 1-celled ovarium with parietal placentæ, dehiscent fruit, regular unisexual flowers, and a straight embryo.

ANOMALIES.

ESSENTIAL CHARACTER.—*Flowers unisexual. Calyx of the males divided into several pieces; of the females superior, toothed. Stamens several; anthers 2-celled, membranous, linear, bursting longitudinally. Ovarium 1-celled, with polyspermous parietal placentæ; stigmas equal in number to the placentæ, recurved. Fruit capsular, opening at the vertex, 1-celled, with polyspermous parietal placentæ. Seeds enveloped in a membranous finely reticulated integument; embryo straight, without albumen, its radicle turned towards the hilum.—Herbaceous branched plants. Leaves alternate, cut, compound, without stipulæ. Flowers in axillary racemes.*

AFFINITIES. Mr. Brown is of opinion that this order differs widely from Reseda; but it strikes me that there is no group of plants to which it bears a greater affinity, if the flowers of Reseda are considered apetalous, which Mr. Brown, however, does not admit. Their habit is very similar. The structure of the fruit is absolutely the same, except that the calyx of one is superior, and of the other inferior; both are destitute of albumen; their anthers are also essentially alike. I consider Datisceæ a connecting link between Resedaceæ and Urticeæ.

GEOGRAPHY. The very few species of which this order consists are scattered over North America, Siberia, northern India, the Indian archipelago, and the south-eastern corner of Europe.

PROPERTIES. *Datisca* is bitter.

EXAMPLES. *Datisca*, *Tetrameles*.

XCI. EMPETREÆ. THE CROWBERRY TRIBE.

EMPETREÆ, *Nutt. Gen. 2. 233.; Don in Edinb. New Phil. Journ. (1826); Lindley's Synopsis, 224. (1829.)*

DIAGNOSIS. Apetalous dicotyledons, with definite ascending ovules, inferior distinct imbricated sepals, distinct stamens, and an embryo in the axis of fleshy albumen.

ANOMALIES.

ESSENTIAL CHARACTER.—*Flowers unisexual. Sepals hypogynous imbricated scales. Stamens equal in number to the sepals, and alternate with them; anthers roundish, 2-celled, the cells distinct, bursting longitudinally. Ovarium superior, seated in a fleshy disk, 3-6- or 9-celled; ovules solitary, ascending; style 1; stigma radiating, the number of its rays corresponding with the cells of the ovarium. Fruit fleshy, seated in the persistent calyx, 3-6- or 9-celled; the coating of the cells bony. Seeds solitary, ascending; embryo taper, in the axis of fleshy watery albumen; radicle inferior.—Small acrid shrubs with heath-like evergreen leaves without stipulæ; and minute flowers in their axillæ.*

AFFINITIES. Although the institution of this order is attributable to Mr. Nuttall, the final determination and characterising it is due to the exactness of Mr. Don, who has made numerous remarks upon it in the work above

quoted. According to this gentleman, the order holds a kind of intermediate place between Euphorbiaceæ and Celastrineæ, agreeing in habit with the former, especially with *Micranthea*, and some species of *Phyllanthus*, more than with the latter.

GEOGRAPHY. A very small group, comprising a few species from North America, the south of Europe, and Straits of Magellan.

PROPERTIES. Unknown.

EXAMPLES. *Empetrum*, *Corema*, *Ceratiola*.

XCII. STACKHOUSEÆ.

STACKHOUSEÆ, *R. Br. in Flinders*, 555. (1814.)

DIAGNOSIS. Polypetalous dicotyledons, with 5 perigynous stamens, concrete carpella, a superior deeply lobed ovarium with several cells and lateral styles, and regular flowers.

ANOMALIES.

ESSENTIAL CHARACTER.—*Calyx* 1-leaved, 5-cleft, equal, with an inflated tube. *Petals* 5, equal, arising from the top of the tube of the calyx; their claws combined in a tube longer than the calyx; their limb narrow, stellate. *Stamens* 5, distinct, unequal (2 alternately shorter), arising from the throat of the calyx. *Ovarium* superior, 3- or 5-lobed, the lobes distinct, each with a single erect ovulum; *styles* from 3 to 5, sometimes combined at the base; *stigmas* simple. *Fruit* of from 3 to 5, indehiscent, winged, or wingless pieces; *column* central, persistent. *Embryo* erect, in the axis of, and almost as long as, the fleshy *albumen*.—*Herbaceous* plants. *Leaves* simple, entire, alternate, sometimes minute. *Stipulæ* lateral, very minute. *Spike* terminal, each flower with 3 bracteæ.

AFFINITIES. Between Celastrineæ and Euphorbiaceæ, according to Mr. Brown; from the latter of which they differ in the presence of petals, in the structure of their fruit, and in the position of their seeds, besides other characters; from the former in the presence of stipulæ, in the cohesion of the petals in a tube, in the want of a fleshy disk, in the deeply lobed ovarium, and so on.

GEOGRAPHY. A few New Holland shrubs compose all that is known of the order.

PROPERTIES. Unknown.

EXAMPLE. *Stackhousia*.

XCIII. CELASTRINEÆ.

CELASTRINEÆ, *R. Brown in Flinders*, 22. (1814); *Dec. Prodr.* 2. 2. (1825); *Ad. Brongniart Mémoire sur les Rhamnées*, 16. (1826); *Lindl. Synops.* 74. (1829.)

DIAGNOSIS. Polypetalous dicotyledons, with 4 or 5 perigynous stamens alternate with the petals, concrete carpella, a superior ovarium with several cells surrounded by a large fleshy disk, ascending ovules, and alternate simple leaves without stipulæ.

ANOMALIES. Flowers unisexual in *Maytenus*. Petals none in *Alzatea*.

ESSENTIAL CHARACTER.—*Sepals* 4 or 5, imbricated, inserted into the margin of an expanded torus. *Petals* inserted by a broad base, under the margin of the disk, with an imbricate aestivation. *Stamens* alternate with the petals, inserted into the disk, either at

the margin or within it; *anthers* innate. *Disk* large, expanded, flat, closely surrounding the ovarium, covering the flat expanded torus. *Ovarium* superior, immersed in the disk and adhering to it, with 3 or 4 cells; *cells* 1- or many-seeded; *ovules* ascending from the axis, attached to a short funiculus. *Fruit* superior; either a 3- or 4-celled capsule, with 3 or 4 septiferous valves; or a dry drupe, with a 1- or 2-celled nut, the cells of which are 1- or many-seeded. *Seeds* ascending, seldom inverted by respiration, either provided with an arillus, or without one; *albumen* fleshy; *embryo* straight; *cotyledons* flat and thick, with a short inferior radicle. — *Shrubs*. *Leaves* simple, alternate or opposite. *Flowers* in axillary cymes.

AFFINITIES. Formerly confounded with Rhamnææ, this order was first separated by Mr. Brown, who distinguished it particularly by the relation which its stamens bear to the petals. It also differs in its imbricated calyx, and in its disk being hypogynous. According to Brongniart, Celastrinææ have more relation to several orders with hypogynous stamens than to any with perigynous ones, especially to Malpighiaceæ, to which they are related through Hippocrateaceæ, which are in fact, according to Mr. Brown, scarcely distinct from Celastrinææ. *Brongn. Mém.* p. 15. Related to Euphorbiaceæ.

GEOGRAPHY. Natives of the warmer parts of Europe, North America, and Asia, but far more abundant beyond the tropics than within them; a great number of species inhabit the Cape of Good Hope. Some are found in Chile and Peru, and a few in New Holland.

PROPERTIES. I find nothing recorded about the properties of the species of this order, except a remark by Decandolle, that a decoction of the young branches of *Maytenus* are employed in Chile as a wash for swellings produced by the poisonous shade of the tree *Lithi*. *Essai*, 123. ed. 2.

EXAMPLES. *Euonymus*, *Celastrus*, *Alzatea*.

XCIV. HIPPOCRATEACEÆ.

HIPPOCRATEACEÆ, *Juss. Ann. Mus.* 18. 483. (1811.) — **HIPPOCRATEACEÆ**, *Kunth in Humb. N. G. Am.* 5. 136. (1821); *Dec. Prodr.* 1. 567. (1829.)

DIAGNOSIS. Polypetalous dicotyledons, with definite hypogynous stamens (3) cohering at the base in a fleshy cup, concrete carpella, an ovarium of several cells with the placentæ in the axis, an imbricated calyx, unsymmetrical flowers, erect ovules, undivided petals without appendages, and indehiscent apterous fruit.

ANOMALIES.

ESSENTIAL CHARACTER.—*Sepals* 5, very seldom 4 or 6, very small, combined as far as the middle, persistent. *Petals* 5, very seldom 4 or 6, equal, hypogynous? somewhat imbricated in æstivation. *Stamens* 3, very seldom 4 or 5; *filaments* cohering almost as far as the apex into a tube dilated at the base, and forming about the ovarium a thick disk-like cup; *anthers* 1-celled, opening transversely at the apex, 2- or even 4-celled. *Ovarium* concealed by the tube, 3-cornered, distinct; *style* 1; *stigmas* 1-3; *ovula* erect. *Fruit* either consisting of 3 samaroid carpella, or berried with from 1 to 3 cells. *Seeds* in each cell 4, or more, but definite, attached to the axis in pairs, some of them occasionally abortive, erect, without albumen; *embryo* straight; *radicle* pointing towards the base; *cotyledons* flat, elliptical oblong, somewhat fleshy, cohering when dried. — *Arborescent* or climbing *shrubs*, which are almost always smooth. *Leaves* opposite, simple, entire or toothed, somewhat coriaceous. *Racemes* axillary, in corymbs or fascicles. *Flowers* small, not showy.

AFFINITIES. The ternary number of the stamens, along with the quinary number of the petals and sepals, is the prominent characteristic of this order, which was formerly included in Acerinææ by M. de Jussieu, which is

placed between Erythroxyloæ and Marcgraaviaceæ by Decandolle, but which is, to all appearance, much more nearly related to Celastrinæ, as Mr. Brown has remarked; for "the insertion of the ovula is either towards the base, or is central; the direction of the radicle is always inferior." *Brown, Congo*, 427. In Hippocratea ovata the testa and cotyledons are furnished in the inside with innumerable trachea-like threads; the same economy has been remarked by Du Petit Thouars in the pericarp of Calypso. *Dec. Prodr.* 1. 567. The only similar cases of this curious structure with which I am acquainted are in Collomia, in which I have detected it (*Bot. Reg.* fol. 1166.), and in Casuarina, in which it has been described by Mr. Brown; plants having no apparent affinity with Hippocrateaceæ.

GEOGRAPHY. The principal part are South American, about 1-seventh are natives of Africa or the Mauritian Islands, and the same number has been recorded as East Indian.

PROPERTIES. The fruit of *Tonsella pyriformis*, a native of Sierra Leone, is eatable. It is about the size of a Bergamot Pear; its flavour is rich and sweet. *Hort. Trans.* The nuts of *Hippocratea comosa* are oily and sweet. *Swartz.* 1. 78.

EXAMPLES. Hippocratea, Anthodon, Salacia.

XCV. BREXIA C E Æ.

DIAGNOSIS. Polypetalous dicotyledons, with definite hypogynous stamens, a hypogynous disk, concrete carpella, an ovarium of several cells with the placentæ in the axis, an imbricated calyx, symmetrical flowers, indefinite exalbuminous seeds with a straight embryo, and drupaceous fruit and arborescent stems.

ANOMALIES.

ESSENTIAL CHARACTER.—*Calyx* inferior, small, persistent, 5-parted; æstivation imbricated. *Petals* 5, hypogynous, imbricated in æstivation. *Stamens* 5, hypogynous, alternate with the petals, arising from a narrow cup, which is toothed between each stamen; *anthers* oval, innate, 2-celled, bursting longitudinally, fleshy at the apex; *pollen* triangular, cohering by means of fine threads. *Ovarium* superior, 5-celled, with numerous ovules attached in two rows to placentæ in the axis; *style* 1, continuous; *stigma* simple. *Fruit* drupaceous, 5-celled, many-seeded. *Seeds* indefinite, attached to the axis, with a double integument, the inner of which is membranous; *albumen* 0; *cotyledons* ovate, obtuse; *radicle* cylindrical, centripetal.—*Trees*, with nearly simple trunks. *Leaves* coriaceous, alternate, simple, not dotted, with deciduous minute stipulæ. *Flowers* green, in axillary umbels, surrounded by bractæ on the outside.

AFFINITIES. The solitary genus upon which this order is founded does not exhibit any very obvious affinities, for which reason it is probable that other genera remain to be discovered which will establish the connexion that is at present wanting. Its habit is that of some Myrsinæ, especially Theophrasta, from which it differs in being polypetalous, in the stamens being alternate with the petals, and in many other circumstances. With Rhamnæ and Celastrinæ its relation is no doubt strong, but its stamens are hypogynous, not perigynous, and its seeds indefinite. Some resemblance may be traced between it and Anacardiaceæ, especially in the resinous appearances visible upon the young shoots, and also in habit; but its fructification is entirely at variance with that order. With Pittosporæ it agrees in its hypogynous definite stamens, its polyspermous fruit, its alternate undivided leaves, and habit; but it disagrees in a number of important particulars. Upon the whole, however, I think it approaches more nearly to

Celastrineæ than to any other order. The fruit is well described by Dr. Wallich in the *Flora Indica*.

GEOGRAPHY. Madagascar trees.

PROPERTIES. Unknown.

EXAMPLE. Brexia.

XCVI. RHAMNEÆ. THE BUCKTHORN TRIBE.

RHAMNI, *Juss. Gen.* 376. (1789).—RHAMNEÆ, *Dec. Prodr.* 2. 19. (1825); *Brongniart Mémoire sur les Rhamnées*, (1826); *Lindl. Synops.* 72. (1829.)

DIAGNOSIS. Polypetalous dicotyledons, with perigynous definite stamens opposite the cucullate petals, concrete carpella, a superior ovarium with several cells surrounded by a fleshy disk, solitary erect ovula, valvate calyx, and alternate simple leaves with minute stipulæ.

ANOMALIES. Sometimes the ovarium is inferior. Leaves opposite in *Colletia* and *Retanilla*. Stipules and petals often wanting.

ESSENTIAL CHARACTER.—*Calyx* monophyllous, 4-5-cleft, with a valvate æstivation. *Petals* distinct, cucullate, or convolute, inserted into the orifice of the calyx, occasionally wanting. *Stamens* definite, opposite the petals. *Disk* fleshy. *Ovarium* superior, or half superior, 2-3- or 4-celled; *ovules* solitary, erect. *Fruit* fleshy and indehiscent, or dry and separating in 3 divisions. *Seeds* erect; *albumen* fleshy, seldom wanting; *embryo* almost as long as the seed, with large flat *cotyledons*, and a short inferior *radicle*.—*Trees* or *shrubs*, often spiny. *Leaves* simple, alternate, very seldom opposite, with minute *stipulæ*. *Flowers* axillary or terminal.

AFFINITIES. Under this name have been for a long time confounded four orders, very different in characters, and even in natural affinities, the peculiarities of three of which have been pointed out by M. Ad. Brongniart in his memoir upon the subject, and a fourth has been distinguished by myself. These orders are Rhamneæ properly so called, Celastrineæ, Illici-næ, and Staphyleaceæ, the respective affinities of which will be found under each. M. Brongniart indicates the relation that Rhamneæ bear, thus: if we take the insertion of stamens as the most important distinction of plants, it will be found that among polypetalous orders with perigynous stamens, Pomaceæ are those to which Rhamneæ have the closest relation, agreeing with them in the ovarium, the cells of which are determinate in number, in the ascending ovules, and in their alternate leaves usually having two stipulæ at their base; the number and position of their stamens, and the structure of their seeds, separate them widely. But if the insertion of the stamens is left out of consideration, they will be found to have many characters in common with Büttneriaceæ (*Brown in Flinders*, 22.); such as, the æstivation of the calyx, the form of the petals, the position of the stamens in front of those petals, the structure of the ovarium and seeds in many important points; the principal differences between them are, in fact, the stamens being turned outwards in Büttneriaceæ, which are also destitute of a disk, have hypogynous stamens, and always 2 or more ovules. Euphorbiaceæ are allied to Rhamneæ; but the constant separation of sexes in the former family, their hypogynous stamens and suspended ovules, are all important marks of distinction. Nitrariaceæ may be compared with Rhamneæ in several points.

GEOGRAPHY. Found over nearly all the world, except in the arctic zone; the maximum of species is said to be dispersed through the hottest parts of the United States, the south of Europe, the north of Africa, Persia and India in the northern hemisphere, and the Cape of Good Hope and

New Holland in the southern. Some of the genera appear to be confined to particular countries, as all the true *Ceanothus*s to North America, *Phyllicas* to the Cape, *Cryptandra* and *Pomaderris* to New Holland.

PROPERTIES. The berries of various species of *Rhamnus* are violent purgatives, and have been highly spoken of in dropsy. They also yield a dye, varying in tint from yellow to green; the ripe berries of *R. catharticus*, mixed with gum arabic and lime-water form the green colour known under the name of Bladder-green. The French berries of the shops (*Graines d'Avignon*, Fr.) are the fruit of *Rh. infectorius* and *saxatilis*, and *amygdalinus*. The fruit of *Zizyphus* is destitute of these purgative qualities, and, on the contrary, is often wholesome and pleasant to eat, as in the case of the *Jujube* and the *Lote*, the latter of which is now known to have given their name to the classical *Lotophagi*. The peduncles of *Hovenia dulcis* become extremely enlarged and succulent, and are in China a fruit in much esteem, resembling in flavour, as it is said, a ripe Pear. Some species are astringent. *Sageretia theezans* is used for tea by the poorer classes in China; an infusion of the twigs of *Ceanothus americanus* has been named as useful, on account of its astringency, to stop gonorrhœal discharges; antisyphilitic virtues are ascribed to the root of the same, and also of *Berchemia volubilis*; and it is said, by Rumphius, that in the Moluccas the bark of *Zizyphus Jujuba* is employed as a remedy for diarrhœa. *Brongn.*

EXAMPLES. *Rhamnus*, *Phyllica*, *Hovenia*.

XCVII. STAPHYLEACEÆ. THE BLADDER-NUT TRIBE.

CELASTRINEÆ, § *Staphyleaceæ*, *Dec. Prodr.* 2. 2. (1825).—**STAPHYLEACEÆ**, *Lindl. Synops.* 75. (1829.)

DIAGNOSIS. Polypetalous dicotyledons, with 5 perigynous stamens alternate with the petals, concrete carpella, a superior ovarium of several cells surrounded by a fleshy disk, erect ovules, and opposite pinnated leaves with common and partial stipulæ.

ANOMALIES. Flowers unisexual in *Turpinia*.

ESSENTIAL CHARACTER.—*Sepals* 5, connected at the base, coloured, with an imbricated aestivation. *Petals* 5, alternate, with an imbricated aestivation. *Stamens* 5, alternate with the petals, perigynous. *Disk* large, urceolate. *Ovarium* 2- or 3-celled, superior; *ovula* erect; *styles* 2 or 3, cohering at the base. *Fruit* membranous or fleshy, indehiscent or opening internally, often deformed by the abortion of some of the parts. *Seeds* ascending, roundish, with a bony testa; *hilum* large, truncate; *albumen* none; *cotyledons* thick.—*Shrubs.* *Leaves* opposite, pinnate, with both common and partial stipulæ. *Flowers* in terminal, stalked racemes.

AFFINITIES. Combined with *Celastrineæ* by Decandolle, but distinguished by Ad. Brongniart (*Mém. sur les Rhamnées*, p. 16.), this order appears to me to be essentially characterised by its opposite pinnated stipulate leaves, and to indicate an affinity between *Celastrineæ* and *Sapindaceæ*.

GEOGRAPHY. The very few species which belong here are irregularly scattered over the face of the globe. Of the genus *Staphylea*, 1 is found in Europe, 1 in North America, 1 in Japan, 2 in Jamaica, 1 in Peru; and of *Turpinia*, 1 is Mexican, and 1 East Indian.

PROPERTIES. Unknown.

EXAMPLES. *Staphylea*, *Turpinia*.

XCVIII. HIPPOCASTANÆ. THE HORSE-CHESTNUT TRIBE.

HIPPOCASTANÆ, *Dec. Théorie*, ed. 2. 244. (1819); *Prodr.* 1. 597. (1824).—
CASTANEACEÆ, *Link Enum.* 1. 354. (1821).

DIAGNOSIS. Polypetalous dicotyledons, with hypogynous definite stamens, concrete carpella, an ovarium of several cells with the placentæ in the axis, an imbricated calyx, unsymmetrical flowers, definite erect ovules, undivided petals without appendages, dehiscent fruit, and compound palmate leaves.

ANOMALIES.

ESSENTIAL CHARACTER.—*Calyx* campanulate, 5-lobed. *Petals* 5, or 4 by the abortion of one of them, unequal, hypogynous. *Stamens* 7-8, distinct, unequal, inserted upon a hypogynous disk; *anthers* somewhat incumbent. *Ovarium* roundish, 3-cornered, 3-celled; *style* 1, filiform, conical, acute; *ovula* 2 in each cell. *Fruit* coriaceous, 1-2- or 3-valved, 1-2- or 3-celled, 1-2- or 3-seeded. *Seeds* large, roundish, with a smooth shining coat, and a broad pale hilum; *albumen* none; *embryo* curved, inverted, with fleshy, very thick, gibbous, cohering cotyledons, germinating under ground; *plumula* unusually large, 2-leaved; *radicle* conical, curved, turned towards the hilum.—*Trees* or *shrubs*. *Leaves* opposite, without *stipulæ*, compound, quinate or septenate. *Racemes* terminal, somewhat paniced; the pedicels with an articulation.

AFFINITIES. The want of symmetry in the parts of the flower, and their compound leaves, approximate Hippocastanæ to Sapindaceæ; the same character brings them near Acerineæ, from both which they are distinguished by the structure of their fruit and seeds. They also approach Rhizoboleæ, as is stated in speaking of that order.

GEOGRAPHY. The north of India and North America contain the few species that belong to this order.

PROPERTIES. Handsome trees or small bushes, chiefly remarkable for their large seeds, with an extensive hilum. These seeds contain a great quantity of starch, which renders them nutritive for man and many other animals. They also contain a sufficient proportion of potash to be useful as cosmetics, or as a substitute for soap; they are bitter, and have been employed as a sternutatory. The bark of the common Horse Chestnut is bitter, astringent, and febrifugal.

EXAMPLES. *Æsculus*, *Pavia*.

XCIX. RHIZOBOLEÆ.

RHIZOBOLEÆ, *Dec. Prodr.* 1. 599. (1824); *Cambessédes in Aug. St. Hil. Fl. Bras. Merid.* 1. 322. (1827.)

DIAGNOSIS. Polypetalous dicotyledons, with hypogynous indefinite stamens, concrete carpella, an ovarium of several cells: with solitary peltate ovules, an imbricated calyx, exstipulate compound leaves, and round anthers bursting longitudinally.

ANOMALIES.

ESSENTIAL CHARACTER.—*Sepals* 5, more or less combined, imbricated in æstivation. *Petals* 5, thickish, unequal, arising along with the stamens from a hypogynous disk. *Stamens* extremely numerous, slightly monadelphous, arising in a double row from a disk, the innermost being shorter and often abortive; *anthers* roundish. *Ovarium* superior, 4-celled, 4-seeded; *styles* 4; *stigmas* simple; *ovula* peritropal. *Fruit* formed of 4 combined nuts, part of which are sometimes abortive; each nut indehiscent, 1-seeded, 1-celled, with a thick double putamen. *Seed* reniform, without albumen, with a funiculus which

is dilated into a spongy excrecence; *embryo* very large, constituting nearly the whole of the almond-like substance of the nut, with a long 2-edged cauliculus, having two small cotyledons at the top, and lying in a furrow of the radicle.—*Trees*. *Leaves* opposite, stalked, compound, without stipulae. *Flowers* racemose.

AFFINITIES. A very distinct order, related on the one hand to Anacardiaceæ, and particularly to Mangifera, but perhaps rather to be associated with Sapindaceæ, in consideration of its hypogynous flowers and its fruit; in some measure also related to Hippocastanææ on account of its opposite compound palmate leaves; but in Hippocastanææ the radicle is small, and the cotyledons very large, while in Rhizoboleæ the radicle is enlarged, and the cotyledons small. In both orders the albumen seems to be absorbed by the various parts of the embryo. *Decand. Prodr.* 1. 599.

GEOGRAPHY. Six large trees found in the forests of the hottest parts of South America constitute the whole of the order.

PROPERTIES. Some of them are known for producing the Souari (vulgò Suwarrow) Nuts, or Brazil Nuts of the shops, the kernel of which is one of the most delicious fruits of the nut kind that is known. An oil is extracted from them not inferior to that of the Olive.

EXAMPLE. Caryocar.

C. SAPINDACEÆ. THE SOAP-TREE TRIBE.

SAPINDI, *Juss. Gen.* 246. (1789).—SAPINDACEÆ, *Juss. Ann. Mus.* 13. 476. (1811); *Dec. Prodr.* 1. 601. (1824.)

DIAGNOSIS. Polypetalous dicotyledons, with hypogynous definite stamens irregularly arranged upon a disk, concrete carpella, an ovarium of several cells with the placentæ in the axis, an imbricated calyx, unsymmetrical flowers, petals usually with some interior appendage, and very unequal sepals.

ANOMALIES. In *Tina* the flowers appear to be symmetrical. *Stadmania*, *Amirola*, and *Dodonæa*, have no petals.

ESSENTIAL CHARACTER.—*Sepals* 4 or 5, either distinct or cohering at the base; *activation* imbricate. *Petals* generally equal in number to the sepals, occasionally one less, very rarely none, hypogynous; sometimes naked, sometimes villous or glandular in the middle, sometimes with an interior petaloid scale. *Stamens* irregularly arranged, distinct, double the number of the petals, inserted on a hypogynous glandular disk. *Ovarium* roundish; *style* 1 or 3; *ovula* arising from the middle of the axis, definite (collateral), ascending. *Fruit* drupaceous or capsular, 3-celled, or by abortion 1- or 2-celled. *Seeds* solitary, attached to the axis, without albumen; *embryo* with the radicle pointing towards the base of the cell; *cotyledons* more or less curved upon the radicle, occasionally straight.—Erect or climbing *trees* or *shrubs*, very seldom *herbaceous* plants. *Leaves* alternate, often compound, having frequently pellucid lines or dots.

AFFINITIES. Very near Meliaceæ, which agree in habit and in their pinnated leaves, but which are known by their monadelphous stamens and symmetrical flowers. To Polygalææ they are no doubt akin in the singular combination of 8 stamens with 5 unequal sepals, and an uncertain number of petals; and also in their arillus, which may be compared to the caruncula of Polygalææ, although somewhat different in its origin. The dried leaves resemble, as Decandolle remarks, those of Connaraceæ. Their climbing habit and tendency to produce tendrils indicate a relation to Vites, which, however, is not very near. Mr. Brown remarks, that although in the far greater part of this family the ovulum is erect and the radicle of the embryo

inferior, yet it includes more than one genus in which both the seeds and embryo are inverted. *Congo*, 427. (1818.)

GEOGRAPHY. Natives of most parts of the tropics, but especially of South America and India; the tribe called Paulliniæ is most abundant in the former, and Sapindeæ in the latter region. Africa knows many of them, but they are wanting in the cold regions of the north. None are found in Europe or the United States of America. Dodonæas represent the order in New Holland.

PROPERTIES. It is singular that while the leaves and branches of many of these plants are unquestionably poisonous, the fruit of others is valuable as an article of the dessert. Thus the Longan, the Litchi, and the Rambutan, fruits among the most delicious of the Indian archipelago, are the produce of different species of Euphoria. The fruit of *Schmidelia edulis* is known at desserts in Brazil under the name of *Fruta de paraô*; it is said to have a sweet and pleasant taste. *Pl. Us.* 67. That of *Sapindus esculentus* is very fleshy, and much esteemed by the inhabitants of *Certaô*, by whom it is called *Pittomba*. *Ibid.* 68. Some species of *Paullinia* are stated, upon various authorities, to be poisonous, especially the *P. australis*, to which principally M. Auguste de St. Hilaire attributes the poisonous quality of the Lecheguana honey. *Ed. P. J.* 14. 269. The arillus of *Paullinia subrotunda* and of *Blighia sapida* is eatable. The leaves of *Magonia pubescens* and *glabrata*, called *Tinguy* in Brazil, are used for stupifying fishes; their bark is employed for healing sores in horses caused by the stings of insects. *A. St. Hil. Hist. des Pl.* 238. The fruit of *Sapindus saponaria* is saponaceous. The root of *Cardiospermum halicacabum* is aperient. *Ainslie*, 2. 204.

EXAMPLES. *Sapindus*, *Blighia*, *Paullinia*.

CI. ACERINEÆ. THE SYCAMORE TRIBE.

ACERA, *Juss. Gen.* 50. (1789); *Ann. Mus.* 13. 477. (1811).—**ACERINEÆ**, *Dec. Théorie*, ed. 2. 244. (1819); *Prodr.* 1. 593. (1824); *Liubl. Synops.* 55. (1829.)

DIAGNOSIS. Polypetalous dicotyledons, with distinct hypogynous definite stamens, concrete carpella, an ovarium of several cells with the placentæ in the axis, an imbricated calyx, unsymmetrical flowers, definite erect ovules, undivided petals without appendages, and indehiscent winged fruit.

ANOMALIES. The leaves of *Negundium* are compound.

ESSENTIAL CHARACTER.—*Calyx* divided into 5, or occasionally from 4 to 9 parts, with an imbricate æstivation. *Petals* equal in number to the lobes of the calyx, inserted round a hypogynous disk. *Stamens* inserted upon a hypogynous disk, generally 8, not often any other number, always definite. *Ovarium* 2-lobed; *style* 1; *stigmas* 2. *Fruit* formed of two parts, which are indehiscent and winged; each 1-celled, with 1 or 2 seeds. *Seeds* erect, with a thickened lining to the testa; *albumen* none; *embryo* curved, with foliaceous wrinkled cotyledons, and an inferior radicle.—*Trees.* *Leaves* opposite, simple, rarely pinnate, without stipulæ. *Flowers* often polygamous, sometimes apetalous, in axillary corymbs or racemes.

AFFINITIES. Related closely to *Malpighiaceæ* in their winged fruit, to *Sapindaceæ* in the pinnate leaves of two species, and the unsymmetrical flowers of the whole.

GEOGRAPHY. Europe, the north of India, and North America, are the stations of this order, which is unknown in Africa and the southern hemisphere.

PROPERTIES. They are only known for the sugary sap of *Acer saccharinum* and other species, from which sugar is extracted in abundance.

EXAMPLES. *Acer*, *Negundium*.

CII. ERYTHROXYLÆ.

ERYTHROXYLÆ, *Kunth in Humb. N. G. Am.* 5. 175. (1821); *Dec. Prodr.* 1. 573. (1824.)

DIAGNOSIS. Polypetalous dicotyledons, with definite hypogynous stamens, concrete carpella, an entire ovarium of 1 cell, an imbricated calyx, symmetrical flowers, definite pendulous ovules, distinct sessile stigmas, and drupaceous fruit.

ANOMALIES.

ESSENTIAL CHARACTER.—*Sepals* 5, combined at the base, persistent. *Petals* 5, hypogynous, broad at the base, with a plaited scale there, equal, the margins lying upon each other in æstivation. *Stamens* 10; *filaments* combined at the base into a cup; *anthers* innate, erect, 2-celled, dehiscing lengthwise. *Ovarium* 1-celled, or 3-celled, with 2 cells spurious; *styles* 2, distinct; *stigmas* 3, somewhat capitate, or united almost to the point; *ovulum* solitary, pendulous. *Fruit* drupaceous, 1-seeded. *Seed* angular; *albumen* corneous; *embryo* linear, straight, central; *cotyledons* linear, flat, leafy; *radicle* superior, taper, straight; *plumula* inconspicuous.—*Shrubs* or *trees*; young shoots often compressed and covered with acute imbricated scales. *Leaves* alternate, seldom opposite, usually smooth; *stipules* axillary. *Flowers* small, whitish or greenish. *Peduncles* with bractæ at the base.

AFFINITIES. Separated from Malpighiaceæ by Kunth on account of the appendages of the petals, the presence of albumen, the fruit being often 1-celled by abortion, and their peculiar habit. *Dec.* Mr. Brown suggests that Erythroxyloides belongs to Malpighiaceæ, or at least that it approximates very closely to that family. *Congo*, 426.

GEOGRAPHY. Chiefly West Indian and South American. A few are found in the East Indies, and several in the Mauritius and Madagascar.

PROPERTIES. The wood of some is bright red; that of *E. hypericifolium* is called in the Isle of France Bois d'huile. A permanent reddish brown dye is obtained from the bark of *Erythroxyloides suberosum*, called in Brazil Gallinha choca and Mercurio do campo. *Pl. Us.* 69.

EXAMPLES. Erythroxyloides, Sethia.

CIII. MALPIGHIACEÆ. THE BARBADOES CHERRY TRIBE.

MALPIGHIACEÆ, *Juss. Gen.* 252. (1789); *Ann. Mus.* 18. 479. (1811); *Dec. Prodr.* 1. 577. (1824.)

DIAGNOSIS. Polypetalous dicotyledons, with definite hypogynous stamens, concrete carpella, a nearly entire ovarium of 3 cells, a glandular imbricated calyx, symmetrical flowers, definite pendulous ovules, a single style, exalbuminous seeds, fruit without a woody axis, unguiculate petals, and leaves without pellucid dots.

ANOMALIES. Styles sometimes distinct. Leaves in an African species alternate. Petals occasionally wanting.

ESSENTIAL CHARACTER.—*Sepals* 5, slightly combined, persistent. *Petals* 5, unguiculate, inserted in a hypogynous disk, occasionally rather unequal, very seldom wanting. *Stamens* 10, alternate with the petals, seldom fewer, occasionally solitary; *filaments*

either distinct, or partly monadelphous; *anthers* roundish. *Ovarium* 1, usually 3-lobed, formed of 3 carpella, more or less combined; *styles* 3, distinct or combined; *ovula* suspended. *Fruit* dry or berried, 3-celled or 3-lobed, occasionally 1- or 2-celled by abortion. *Seeds* solitary, pendulous, without albumen; *embryo* more or less curved, or straight; *radicle* short; *lobes* leafy or thickish.— Small *trees* or *shrubs*, sometimes climbing. *Leaves* opposite, scarcely ever alternate, simple, without dots, with stipulæ mostly. *Flowers* in racemes or corymbs. *Pedicels* articulated in the middle, with 2 minute bractææ.

AFFINITIES. Distinguished from Erythroxyloæ by the structure of the ovarium; and from Acerineæ by the unguiculate petals, the glandular calyx, and the symmetrical flowers. Mr. Brown remarks, that the insertion of the ovulum is always towards its apex, or considerably above its middle; and the radicle of the embryo is uniformly superior, in which point Banisteria offers no exception to the general structure, although Gærtner has described its radicle as inferior. *Congo*, 426.

GEOGRAPHY. Almost exclusively found in the equinoctial parts of America; of 180 species enumerated by Decandolle, only 5 are East Indian, 1 is found at the Cape, 1 in Arabia, and 5 in equinoctial Africa, or the contiguous islands.

PROPERTIES. Little is known of this subject. The wood of some kinds is bright red. The fruit of many is eaten in the West Indies; the hairs of a few species are painfully pungent. The bark of Malp. Moureila, according to Aublet, is employed in Cayenne as a febrifuge.

The following sections are employed by Decandolle:—

1. MALPIGHIEÆ.

Styles 3, distinct or cohering in 1. Fruit fleshy, indehiscent.—Leaves opposite.

EXAMPLES. Malpighia, Bunchozia.

2. HIPTAGEÆ.

Style 1, or 3 combined in 1. Carpella of the fruit dry, indehiscent, 1-seeded, often variously expanded into wings.—Leaves opposite or verticillate.

EXAMPLES. Hiptage, Thryallis, Aspigarpa.

3. BANISTERIEÆ.

Styles 3, distinct. Carpella of the fruit dry, indehiscent, monospermous, variously expanded into wings.—Leaves opposite, rarely whorled.

EXAMPLES. Hiræa, Banisteria.

CIV. VITES. THE VINE TRIBE.

VITES, *Juss. Gen.* 267. (1789).—SARMENTACEÆ, *Vent. Tabl.* 3. 167. (1799).—VINIFERÆ, *Juss. Mem. Mus.* 3. 444. (1817).—AMPELIDEÆ, *Kunth in Humboldt, N. G. et Sp.* 5. 223. (1821); *Dec. Prodr.* 1. 627. (1824.)

DIAGNOSIS. Polypetalous dicotyledons, with definite hypogynous stamens, concrete carpella, an entire ovarium of 2 cells, a small almost entire open calyx, symmetrical flowers, definite erect ovules, baccate fruit, tumid joints, and a climbing habit.

ANOMALIES. Leea and Lasianthera are monopetalous; but it is doubtful whether they belong to the order.

ESSENTIAL CHARACTER.—*Calyx* small, nearly entire at the edge. *Petals* 4 or 5, inserted on the outside of a disk surrounding the ovarium; in aestivation turned inwards at the edge, in a valvate manner. *Stamens* equal in number to the petals, inserted upon the disk, sometimes sterile by abortion; *filaments* distinct, or slightly cohering at the base;

anthers ovate, versatile. *Ovarium* superior, 2-celled; *style* 1, very short; *stigma* simple; *ovula* erect, definite. *Berry* round, often by abortion 1-celled, pulpy. *Seeds* 4 or 5, or fewer by abortion, bony, erect; *albumen* hard; *embryo* erect, about one half the length of the albumen; *radicle* taper; *cotyledons* lanceolate, plano-convex.—Scrambling, climbing *shrubs*, with tumid separable joints. *Leaves* with stipulæ at the base, the lower opposite, the upper alternate, simple or compound. *Peduncles* racemose, sometimes by abortion changing to tendrils. *Flowers* small, green.

AFFINITIES. The tumid joints, which separate from each other by an articulation, along with the many other points of agreement in their fructification, approximate them to Geraniaceæ. Their compound leaves, and their evident relation to *Leea*, which is itself possibly Meliaceous, indicates their affinity to the latter order; and their habit and inflorescence to Caprifoliaceæ, through *Hedera*. The tendrils of the order are the branches of inflorescence, the flowers of which are abortive.

GEOGRAPHY. Inhabitants of woods in the milder and hotter parts of both hemispheres, especially in the East Indies.

PROPERTIES. Acid leaves, and a fruit like that of the common grape, is the usual character of the order. The sap or tears of the vine are a popular remedy in France for chronic ophthalmia, but they are of little value. The leaves, on account of their astringency, are sometimes used in diarrhœa. But the dried fruit and wine are the really important products of the grape; products which are, however, yielded by no other of the order, if we except the Fox-grapes of North America, which scarcely deserve to be excepted. The acid of the grape is chiefly the tartaric; malic acid, however, exists in them. The sugar contained in grapes differs slightly from common sugar in composition, containing a smaller quantity of carbon. *Turner*, 682.

M. Decandolle has 2 tribes, the last of which is doubtful.

Tribe 1. VINIFERÆ, or SARMENTACEÆ.

Corolla polypetalous. Stamens opposite the petals. Peduncles often with tendrils.

EXAMPLES. *Cissus*, *Vitis*.

Tribe 2. LEEACEÆ.

Corolla monopetalous. Stamens alternate? with the petals, often monadelphous. Fruit and seeds scarcely known. Tendrils wanting.

EXAMPLES. *Leca*, *Lasianthera*.

CV. MELIACEÆ. THE BEAD-TREE TRIBE.

MELLE, *Juss. Gen.* 263. (1789); *Mem. Mus.* 3. 436. (1817); *Dec. Prodr.* 1. 619. (1824.)

DIAGNOSIS. Polypetalous dicotyledons, with definite hypogynous stamens combined in a long tube, concrete carpella, an ovarium of several cells with the placentæ in the axis, an imbricated calyx, symmetrical flowers, definite exalbuminous apterous seeds with straight embryo, and sub-sessile anthers.

ANOMALIES.

ESSENTIAL CHARACTER.—*Sepals* 4 or 5, more or less united. *Petals* the same number, hypogynous, conniving at the base, or even cohering, usually having a valvate æstivation. *Stamens* twice as many as the petals (occasionally equal in number, sometimes 3 or 4 times as many); *filaments* cohering in a long tube; *anthers* sessile within the orifice of the tube. *Disk* frequently highly developed, surrounding the ovarium like a cup. *Ovarium* single, with several cells; *style* 1; *stigmas* distinct or combined; *ovules* 1 or 2 in each cell. *Fruit* berried, drupaceous or capsular, many-celled,

often, in consequence of abortion, 1-celled, the valves, if present, having the dissepiments in their middle. *Seeds* without albumen, not winged; *embryo* inverted. — *Trees or shrubs.* *Leaves* alternate, without *stipule*, simple or compound.

AFFINITIES. This order is not well understood. It is apparently akin to Sapindaceæ, with which it agrees in habit, but from which it is distinguished by its stamens and symmetrical flowers. To Cedreleæ it is most closely allied, and therefore connected with Rutaceæ through Flindersia. Humiriaceæ are principally distinguished by their highly developed connectivum and partially united stamens. Styraceæ are very nearly akin to Meliaceæ, but they are monopetalous.

GEOGRAPHY. Found principally in the hotter parts of the East and West Indies, South America, and Africa. The common Bead-tree, *Melia Azedarach*, has the most northern position, in Syria.

PROPERTIES. The false Winter's Bark, a good tonic and stimulant, not much known, is yielded by *Canella alba*; it is aromatic, and used as a condiment in the West Indies. The bark of *Guarea Trichilioides* is, according to Aublet, purgative and emetic. The root of *Melia Azedarach* is bitter and nauseous, and is used in North America as anthelmintic; the pulp that surrounds the seeds is said to be deleterious; but this is denied by M. Turpin, who asserts that dogs which he has seen eat it experienced no inconvenience; and children in Carolina eat them with impunity. *Ach. R.* It is supposed that the *Melia Azedarachta*, or Neem-tree of India, possesses febrifuge properties. See *Trans. of the M. and Ph. Soc. of Calcutta*, 3. 430. A kind of Toddy, which the Hindoo doctors consider a stomachic, is obtained by tapping this, which is also called the Margosa-tree. *Ainslie*, 1. 453. From the fruit of the same plant an oil is obtained, which is fit for burning and for other domestic purposes, and, as Ach. Richard well observes (*Bot. Méd.* 708.), is another instance, after the Olive, of the pericarp yielding that substance which is usually obtained from the seed. This oil is said to possess antispasmodic qualities. *Dec.* A warm pleasant-smelling oil is prepared from the fruit of *Trichilia speciosa*, which the Indian doctors consider a valuable external remedy in chronic rheumatism and paralytic affections. *Ainslie*, 2. 71. Some delicious fruits of the Indian archipelago, called Langsat, or Lanséh, and Ayer Ayer, are species of the genus *Lansium*; they have a watery pulp, with a cooling pleasant taste. *Milnea edulis* is another plant of the order, with eatable fruit.

M. Decandolle has the following sections (*Prodr.* 1. 619.):—

1. MELIÆ.

Cotyledons flat and leafy.

EXAMPLES. *Melia*, *Turræa*.

2. TRICHLIÆ.

Cotyledons very thick.

EXAMPLES. *Ekebergia*, *Guarea*.

CVI. CEDRELEÆ.

CEDRELEÆ, *Brown in Flinders*, 64. (1814).—MELIACEÆ, § *Cedreleæ*, *Dec. Prodr.* 1. 624. (1824.)

DIAGNOSIS. Polypetalous dicotyledons, with definite hypogynous stamens combined in a tube, concrete carpella, an ovarium of several cells

with the placentæ in the axis, an imbricated calyx, symmetrical flowers, indefinite exalbuminous winged seeds with a straight embryo, and sessile anthers.

ANOMALIES. Flindersia has dotted leaves.

ESSENTIAL CHARACTER.—*Calyx* 5-cleft, persistent. *Petals* 5, sessile, inserted at the base of a stamiferous disk, imbricated in æstivation. *Stamens* 10, inserted on the outside, below the apex of a hypogynous disk; those which are opposite the petals sterile; *anthers* acuminate, attached near the base; their cells side by side, bursting longitudinally. *Disk* hypogynous, cup-shaped, with 10 plaits. *Ovarium* superior, 5-celled; *style* simple; *stigma* deeply 5-lobed, peltate. *Capsule* separable into 5 pieces, which are combined at the base, before bursting, with a short central axis, which is finally distinct and persistent. *Placenta* central, with 5 longitudinal lobes, which occupy the cavities of the capsule, and therefore alternate with the pieces, dividing each cavity in two; finally becoming loose, and having 2 (or more) seeds on each side. *Seeds* erect, or ascending, with their apex terminated in a wing; *testa* coriaceous, thickened at the base and sides; *albumen* 0, (a little, *Dec.*); *cotyledons* flat, transverse; *radicle* transverse, very short, distant from the hilum, (embryo erect, *Dec.*)—*Leaves* alternate, without stipulæ, compound. *Inflorescence* terminal, panicled. *R. Br.*

AFFINITIES. Nearly related to Meliaceæ, in whose affinities they participate. Chiefly distinguished by their winged and indefinite seeds. Flindersia, a genus established by Mr. Brown in the Appendix to Captain Flinders' Voyage, differs from Cedreleæ both in the insertion of its seeds, which are erect, in the dehiscence of its capsules, and also in having movable dissepiments: these last, however, Mr. Brown considers as segments of a common placenta, having a peculiar form. Flindersia is also distinct from the whole order, in having its leaves dotted with pellucid glands, in which respect it serves to connect Cedreleæ with Hesperideæ (Aurantiaceæ), and, notwithstanding the absence of albumen, even with Diosmeæ. See the *Appendix and Atlas to Flinders' Voyage*.

GEOGRAPHY. These are common to America and India, but have not yet been found on the continent of Africa, nor in any of the adjoining islands. *Brown Congo*, 465.

PROPERTIES. The bark of Cedrela is fragrant and resinous; that of *C. Toona*, and of Swietenia Mahagoni, is also accounted febrifugal. The mahogany wood used by cabinet-makers is the produce of the last-mentioned plant. The bark of Swietenia febrifuga, called on the Coromandel coast the Red Wood Tree, is a useful tonic in India in intermittent fevers; but Dr. Ainslie found that if given beyond the extent of 4 or 5 drachms in the 24 hours, it deranged the nervous system, occasioning vertigo and subsequent stupor. Oxleya xanthoxyla, a large tree, is the Yellow-wood of New South Wales.

EXAMPLES. Cedrela, Flindersia, Oxleya.

CVII. HUMIRIACEÆ.

HUMIRIACEÆ, *Adrien de Jussieu in Aug. de St. Hil. Flora Bras. Merid.* 2. 87. (1829.)

DIAGNOSIS. Polypetalous dicotyledons, with definite hypogynous stamens, concrete carpella, an entire ovarium of 5 cells, an imbricated calyx, symmetrical flowers, definite pendulous ovules, a single style, albuminous seeds, fruit without a woody axis, a dilated connectivum, and leaves without pellucid dots.

ANOMALIES.

ESSENTIAL CHARACTER.—*Calyx* in 5 divisions. *Petals* alternate with the lobes of the calyx, and equal to them. *Stamens* hypogynous, 2-celled, 4 or many times as numerous as the petals, monadelphous; *anthers* with a fleshy connectivum, extended

beyond the 2 lobes. *Ovarium* superior, usually surrounded by an annular or toothed disk, 5-celled, with from 1 to 2 suspended ovules in each cell; *style* simple; *stigma* lobed. *Fruit* drupaceous, with 5 or fewer cells. *Seed* with a membranous integument; *embryo* straight, oblong, lying in fleshy albumen; *radicle* superior.—*Trees* or *shrubs*. *Leaves* alternate, simple, coriaceous, without stipule. *Flowers* somewhat cymose.

AFFINITIES. These are not well made out: they differ from *Meliaceæ* very much in habit, and in many respects in fructification, especially in having the æstivation of the corolla quincuncial, not valvate, and the stamens sometimes indefinite; the anthers also of *Humiriaceæ*, as Von Martius observes (*Nov. Gen. &c.* 2. 147.), are very different from *Meliaceæ* in the great dilatation of their connectivum; their albuminous seeds and slender embryo are at variance with *Meliaceæ*. In the latter respect, and in their balsamic wood, they agree better with *Styracineæ*, as also in the variable direction of the embryo. Besides these points of affinity, Von Martius compares *Humiriaceæ* with *Chlenaceæ*, on account of both orders containing definite and indefinite monadelphous stamens, several stigmas, partially abortive cells, inverted albuminous seeds, and a singular complicated venation, by which two longitudinal lines are impressed upon each leaf. To me it appears, that the real affinity is with *Aurantiaceæ*; an affinity indicated by their inflorescence, the texture of their stamens, their disk, their winged petioles, and their balsamic juices.

GEOGRAPHY. All Brazilian trees.

PROPERTIES. *Humirium floribundum*, when the trunk is wounded, yields a fragrant liquid yellow balsam, called Balsam of Umiri, resembling the properties of Copaiva and Balsam of Peru. *Martius*.

EXAMPLE. *Humirium*.

CVIII. AURANTIACEÆ. THE ORANGE TRIBE.

AURANTIACEÆ, *Corr. Ann. Mus.* 6. 376. (1805); *Mirb. Bull. Philom.* 379. (1813); *Dec. Prodr.* 1. 535. (1824.)

DIAGNOSIS. Polypetalous dicotyledons, with definite hypogynous stamens, concrete carpella, an entire ovarium of several cells, an open calyx, symmetrical flowers, definite pendulous ovules, a single style, a pulpy fruit without a woody axis, exalbuminous seeds, and compound dotted leaves.

ANOMALIES.

ESSENTIAL CHARACTER.—*Calyx* urceolate or campanulate, somewhat adhering to the disk, short, 3- or 5-toothed, withering. *Petals* 3 to 5, broad at the base, sometimes distinct, sometimes slightly combined, inserted upon the outside of a hypogynous disk, slightly imbricated at the edges. *Stamens* equal in number to the petals, or twice as many, or some multiple of their number, inserted upon a hypogynous disk; *filaments* flattened at the base, sometimes distinct, sometimes combined in one or several parcels; *anthers* terminal, innate. *Ovarium* many-celled; *style* 1, taper; *stigma* slightly divided, thickish; *Fruit* pulpy, many-celled, with a leathery rind replete with receptacles of volatile oil, and sometimes separable from the cells; *cells* often filled with pulp. *Seeds* attached to the axis, sometimes numerous, sometimes solitary, usually pendulous, occasionally containing more embryos than one; *raphe* and *chalaza* usually very distinctly marked; *embryo* straight; *cotyledons* thick, fleshy; *plumula* conspicuous.—*Trees* or *shrubs*, almost always smooth, and filled every where with little transparent receptacles of volatile oil. *Leaves* alternate, often compound, always articulated with the petiole, which is frequently winged. *Spines*, if present, axillary.

AFFINITIES. Readily known by the abundance of oily receptacles which are dispersed over all parts of them, by their deciduous petals, and

compound leaves with a winged petiole. They are nearly related to Amyrideæ and Connaraceæ on the one hand, and to various genera of Diosmeæ on the other, but are distinguished from them all by a variety of obvious characters. The raphe and chalaza are usually distinctly marked upon the testa, and sometimes beautifully. Decandolle considers the rind of the Orange to be of a different origin and nature from the pericarpium of other fruit, and more analogous to the torus or disk of Nelumboneæ; but if the ovarium and ripe fruit are compared, it will be readily seen that this hypothesis is untenable, and that there is no difference between the rind of an orange and an ordinary pericarpium.

GEOGRAPHY. Almost exclusively found in the East Indies, whence they have in some cases spread over the rest of the tropics. Two or three species are natives of Madagascar; one is described as found wild in the woods of Essequebo; and Prince Maximilian of Wied Neuwied speaks of a wild Orange of Brazil, called Caranja da terra, which has by no means the delicious refreshing qualities of the cultivated kind, but a mawkish sweet taste. *Travels*, 76.

PROPERTIES. The wood is universally hard and compact; they abound in a volatile, fragrant, bitter, exciting oil; the pulp of the fruit is always more or less acid. *Dec.* The Orange, the Lemon, the Lime, and the Citron, fruits which, although natives of India, have now become so common in other countries as to give a tropical character to a European dessert, are the most remarkable products of this order. If to this be added the excellence of their wood, and the fragrance and beauty of their flowers, I know not if an order more interesting to man can be pointed out. The fruits just mentioned are not, however, its only produce. The Wampee, a fruit highly esteemed in China and the Indian archipelago, is the produce of *Cookia punctata*. The berries of *Glycosmis citrifolia* are delicious; those of *Triphasia trifoliata* are extremely agreeable. The productiveness of the common Orange is enormous. A single tree at St. Michael's has been known to produce 20,000 oranges fit for packing, exclusively of the damaged fruit and the waste, which may be calculated at one-third more. The juice of the Lime and the Lemon contains a large quantity of citric acid. *Turner*, 632. Oranges contain malic acid. *Ib.* 634. A decoction of the root and bark of *Ægle Marmelos* is supposed, on the Malabar coast, to be a sovereign remedy in hypochondriasis, melancholia, and palpitation of the heart; the leaves in decoction are used in asthmatic complaints, and the fruit a little unripe is given in diarrhœa and dysentery. Roxburgh adds, that the Dutch in Ceylon prepare a perfume from the rind; the fruit is most delicious to the taste, and exquisitely fragrant and nutritious, but laxative; the mucus of the seed is a good cement for some purposes. *Ainslie*, 2. 87. The leaves of *Bergera Königii* are considered by the Hindoos stomachic and tonic; an infusion of them toasted stops vomiting. The green leaves are used raw in dysentery; the bark and root internally as stimuli. *Ibid.* 2. 139. The young leaves of *Feronia elephantum* have, when bruised, a most delightful smell, very much resembling anise. The native practitioners of India consider them stomachic and carminative. Its gum is very like gum arabic. *Ibid.* 2. 83.

EXAMPLES. Citrus, Limonia, Bergera.

CIX. SPONDIACEÆ. THE HOGPLUM TRIBE.

SPONDIACEÆ, *Kunth in Ann. Sc. Nat.* 2. 362. (1824).—TEREBINTACEÆ, trib. 3.
Dec. Prodr. 2. 74. (1825.)

DIAGNOSIS. Polypetalous dicotyledons, with 10 perigynous stamens, concrete carpella, a superior ovarium of several cells, regular flowers, an annular disk, solitary pendulous ovula, and alternate pinnated leaves with pellucid dots.

ANOMALIES.

ESSENTIAL CHARACTER.—*Flowers* sometimes unisexual. *Calyx* 5-cleft, regular, persistent or deciduous. *Petals* 5, inserted below a disk surrounding the ovarium, somewhat valvate or imbricate in aestivation. *Stamens* 10, perigynous, arising from the same part as the petals. *Disk* annular, in the males orbicular, with 10 indentations. *Ovarium* superior, sessile, from 2- to 5-celled; *styles* 5, very short; *stigmas* obtuse; *ovulum* 1 in each cell, pendulous. *Fruit* drupaceous, 2-5-celled. *Seeds* without albumen; *cotyledons* plano-convex; *radicle* superior, pointing to the hilum (inferior in *Spondias*, according to *Gærtner*).—*Trees* without spines. *Leaves* alternate, unequally pinnate, without pellucid dots, a few simple leaves occasionally intermixed. *Stipules* 0. *Inflorescence* axillary and terminal in panicles or racemes.

AFFINITIES. Very near Anacardiaceæ in the structure of their fruit, which is almost that of *Mangifera*, except that it is compound and not simple; destitute, however, of the resinous juice of that order. They are remarkable for the great development of their disk.

GEOGRAPHY. Natives of the West Indies, the Society Islands, and the Isle of Bourbon.

PROPERTIES. The fruit of several species of *Spondias* is eatable in the West Indies, where they are called Hog Plums.

EXAMPLE. *Spondias*.

CX. CONNARACEÆ.

TEREBINTACEÆ, *Juss. Gen.* 368. (1789) *in part.*—CONNARACEÆ, *R. Brown in Congo*, 431. (1813); *Kunth in Ann. Sc. Nat.* 2. 359. (1824).—TEREBINTACEÆ, trib. 7.
Dec. Prodr. 2. 84. (1825.)

DIAGNOSIS. Polypetalous dicotyledons, with definite hypogynous stamens, anthers bursting by longitudinal slits, distinct simple carpella, exstipulate leaves without pellucid dots, no albumen, and terminal stigmas.

ANOMALIES.

ESSENTIAL CHARACTER.—*Flowers* hermaphrodite, rarely unisexual. *Calyx* 5-parted, regular, persistent; *aestivation* either imbricate or valvular. *Petals* 5, inserted on the calyx, imbricated, rarely valvate in aestivation. *Stamens* twice the number of petals, hypogynous, those opposite the petals shorter than the others; *filaments* usually monadelphous. *Ovarium* solitary and simple, or several, each with a separate style and stigma; *ovula* 2, collateral, ascending; *styles* terminal; *stigmas* usually dilated. *Fruit* dehiscent, single, or several together, splitting lengthwise internally. *Seeds* erect, in pairs or solitary, with or without albumen, often with an arillus; *radicle* superior, at the extremity opposite the hilum; *cotyledons* thick in the species without albumen, foliaceous in those with albumen.—*Trees* or *shrubs*. *Leaves* compound, not dotted, alternate, without stipulæ. *Flowers* terminal and axillary, in racemes or panicles, with bractæe.

AFFINITIES. *Connarus* can only be distinguished from *Leguminosæ* by the relation the parts of its embryo have to the umbilicus of the seed, (*Brown in Congo*, 432.); that is to say, by the radicle being at the extremity most

remote from the hilum. This observation must, however, be understood to refer only to some particular cases in Leguminosæ, and also to the fructification; the want of stipulæ and regular flowers being usually sufficient to point them out. From Anacardiaceæ and other Terebintaceous orders they are at once known by the total want of resinous juice.

GEOGRAPHY. All found in the tropics of Asia, Africa, and America.

PROPERTIES. Unknown.

EXAMPLES. *Connarus*, *Omphalobium*.

CXI. AMYRIDÆ.

TEREBINTACEÆ, *Juss. Gen. 368. (1789) in part.*—AMYRIDÆ, *R. Brown in Congo, 431. (1818); Kunth in Ann. Sc. Nat. 2. 353. (1824).*—TEREBINTACEÆ, trib. 5. *Dec. Prodr. 2. 81. (1825.)*

DIAGNOSIS. Polypetalous dicotyledons, with definite hypogynous stamens, anthers bursting by longitudinal slits, distinct simple carpella, exstipulate dotted leaves, and no albumen.

ANOMALIES.

ESSENTIAL CHARACTER.—*Calyx* small, regular, persistent in 4 divisions. *Petals* 4, hypogynous, with imbricated æstivation. *Stamens* double the number of the petals, hypogynous. *Ovarium* superior, 1-celled, seated on a thickened disk; *stigma* sessile, capitate; *ovules* 2, pendulous. *Fruit* indehiscent, sub-drupaceous, 1-seeded, glandular. *Seed* without albumen; *cotyledons* fleshy; *radicle* superior, very short.—*Trees* or *shrubs*, abounding in resin. *Leaves* opposite, compound, with pellucid dots. *Inflorescence* axillary and terminal, paniced. *Pericarpium* covered with granular glands, filled with an aromatic oil.

AFFINITIES. The general structure of this order is that of Anacardiaceæ, but in qualities it more nearly resembles Burseraceæ. M. Kunth suggests its relation to Aurantiaceæ, to which its dotted leaves, capitate stigmas, and pericarpia filled with reservoirs of oil, appear to approximate it.

GEOGRAPHY. Natives exclusively of the tropics of India and America, with the exception of one species found in Florida.

PROPERTIES. Fragrant resinous shrubs. The Gum Elemi Tree of Nevis is, according to Dr. Hamilton, a plant related to the genus *Amyris*, which he calls *A. ? hexandra*. *Prodr. Fl. Ind. 35.* The gum-resin, called *Bdellium*, is probably produced by a species of *Amyris*, the *Niouttout* of Adanson, according to Virey. *Hist. Nat. des Méd. 291.* The layers of the liber of a species of *Amyris* were found by M. Caillaud to be used by the Nubian Mahometans as paper, on which they write their legends. *Delile Cent. 13.* *Amyris toxifera* is said to be poisonous. *Dec.* Resin of *Coumia* is produced by *A. ambrosiaca*. *Ibid.*

EXAMPLE. *Amyris*.

CXII. BURSERACEÆ.

TEREBINTACEÆ, *Juss. Gen. 368. (1789) in part.*—BURSERACEÆ, *Kunth in Ann. Sc. Nat. 2. 333. (1824).*—TEREBINTACEÆ, trib. 4. *Dec. Prodr. 2. 75. (1825.)*

DIAGNOSIS. Polypetalous dicotyledons, with 2 or 4 times as many perigynous stamens as petals, concrete carpella, a superior ovary of several

cells, regular flowers, an annular disk, collateral ovules, and pinnated alternate leaves without pellucid dots.

ANOMALIES.

ESSENTIAL CHARACTER.—*Flowers* hermaphrodite, occasionally unisexual. *Calyx* persistent, somewhat regular, with from 2 to 5 divisions. *Petals* 3-5, inserted below a disk arising from the calyx; *æstivation* usually valvate. *Stamens* 2 or 4 times as many as the petals, perigynous, all fertile. *Disk* orbicular or annular. *Ovarium* 2-5-celled, superior, sessile; *style* 1 or 0; *stigmas* equal in number to the cells; *ovula* in pairs, attached to the axis, collateral. *Fruit* drupaceous, 2-5-celled, with its outer part often splitting into valves. *Seeds* without albumen; *cotyledons* either wrinkled and plaited, or fleshy; *radicle* superior, straight, turned towards the hilum.—*Trees* or *shrubs*, abounding in balsam, resin, or gum. *Leaves* alternate, unequally pinnate, occasionally with *stipule*, usually without pellucid dots. *Flowers* axillary or terminal, in racemes or panicles.

AFFINITIES. Differ from Anacardiaceæ, to which they are closely allied in their compound ovarium and pinnated leaves, and also in the very generally valvate æstivation of the calyx.

GEOGRAPHY. Exclusively natives of tropical India, Africa, and America.

PROPERTIES. They have all an abundance of fragrant resinous juice, which is, however, destitute of the acidity and staining property of Anacardiaceæ. The resin of *Boswellia* is used in India as frankincense, and also as pitch. It is hard and brittle, and, according to Dr. Roxburgh, is boiled with some low-priced oil to render it soft and fit for use. The native doctors prescribe it, mixed with ghee (clarified butter), in cases of gonorrhœa, and also in what they call Ritta Kaddapoo, which signifies flux accompanied with blood. The wood is heavy, hard, and durable. *Ainslie*, 1. 137. The *Boswellia serrata*, called Libanus thurifera by Colebrooke, produces the gum-resin Olibanum, a substance chiefly used as a grateful incense, but which also possesses stimulant, astringent, and diaphoretic properties. *Ibid.* 1. 267. A kind of coarse resin is obtained from *Boswellia glabra*, and is used boiled with oil for pitching the bottom of ships. *Ibid.* The *Bursera paniculata*, called Bois de Colophane in the Isle of France, gives out, from the slightest wound in the bark, a copious flow of limpid oil of a pungent turpentine odour, which soon congeals to the consistence of butter, assuming the appearance of camphor. *Brewster*, 2. 182. The gum of *Canarium commune* has the same properties as those of the Balsam of Copaiva; the three-cornered nuts are eaten in Java both raw and dressed, and an oil is expressed from them, which is used at table when fresh, and for burning when stale. The raw nuts are, however, apt to bring on diarrhœa. *Ainslie*, 2. 60. Balsam of Acouchi is produced by *Icica acuchini*, Gum elemi by *Icica heptophylla*, Balm of Gilead by *Balsamodendron Gileadense*, Opobalsamum or Balsam of Mecca by *B. opobalsamum*, a substance like Gum elemi by *Icica Icariba*, and Carana, and a yellow concrete essential oil by *Bursera acuminata*.

EXAMPLES. *Boswellia*, *Bursera*, *Balsamodendrum*.

CXIII. ANACARDIACEÆ. THE CASHEW TRIBE.

TEREBINTACEÆ, *Juss. Gen.* 363. (1789) *in part.*—**CASSUVIÆ** or **ANACARDIÆÆ**, *Brown in Congo*, 431. (1818).—**TEREBINTACEÆ**, *Kunth in Ann. des Sc. Nat.* 2. 333. (1824.) Trib. 1 and 2. *Dec. Prodr.* 2. 62. §c. (1825); *Juss. Dict. des Sc. Nat.* v. 53. (1828.)

DIAGNOSIS. Polypetalous dicotyledons, with perigynous stamens, a

superior simple ovarium, solitary exalbuminous seeds, and alternate exstipulate leaves without pellucid dots.

ANOMALIES. There is, according to Mr. Brown (*Congo*, 431.), an unpublished genus of this order, with ovarium inferior. The stamens of *Melanorhæa* are indefinite and hypogynous.

ESSENTIAL CHARACTER.—*Flowers* usually unisexual. *Calyx* usually small and persistent, with 5, or occasionally 3-4, or 7 divisions. *Petals* equal in number to the segments of the calyx, perigynous, (occasionally wanting,) imbricated in æstivation. *Stamens* equal in number to the petals and alternate with them, or twice as many or even more, equal or alternately shorter, or partly sterile; *filaments* distinct, or in the genera without a disk cohering at the base. *Disk* fleshy, annular or cup-shaped, hypogynous, occasionally wanting. *Ovarium* single, very rarely 5 or 6, of which 4 or 5 are abortive, superior, (very rarely inferior), 1-celled; *styles* 1 or 3, occasionally 4, sometimes none; *stigmas* as many; *ovulum* solitary, attached by a cord to the bottom of the cell. *Fruit* indehiscent, most commonly drupaceous. *Seed* without albumen; *radicle* either superior or inferior, but always directed towards the hilum, sometimes curved suddenly back; *cotyledons* thick and fleshy, or leafy.—*Trees* or *shrubs*, with a resinous, gummy, caustic, or even milky juice. *Leaves* alternate, simple, or ternate or unequally pinnate, without pellucid dots. *Flowers* terminal or axillary, with bractææ.

AFFINITIES. The order called Terebintaceæ by Jussieu and many other botanists has been broken up into several by Brown and Kunth, but preserved entire by Decandolle, who does not, however, appear to have devoted particular attention to the subject. I follow the former botanists, abandoning altogether the name Terebintaceæ, which is about equally applicable to either Anacardiaceæ, Burseraceæ, Connaraceæ, Spondiaceæ, or Amyrideæ, the five orders which have been formed at its expense. All these are nearly related to each other, and whatever affinity is borne by one of them will be participated in by them all in a greater or less degree. They are distinguished from Rhamneæ by their resinous juice, superior ovarium, imbricated calyx, and stamens not opposite the petals; from Celastrineæ by several of the same characters, and want of albumen; from Rosaceæ and Leguminosæ by their definite stamens, dotted leaves, very minute stipulæ if any, resinous juice, dotted leaves, solitary ovula, or by some one or other of these characters. To Diosmeæ they approach very nearly, and also to Xanthoxyleæ, from which some of them differ in their perigynous stamens. *Melanorhæa* is remarkable for its indefinite stamens, and especially for its hypogynous petals becoming enlarged, foliaceous, and deep red as the fruit advances to maturity.

GEOGRAPHY. Chiefly natives of tropical America, Africa, and India; a few are found beyond the tropics, both to the north and the south. Pistacias and some species of *Rhus* inhabit the south of Europe; many of the latter genus occupy stations in North America and Northern India, and also at the Cape of Good Hope; *Duvaua* and *Schinus* inhabit exclusively Chile and the adjacent districts.

PROPERTIES. Large trees, with inconspicuous flowers, abounding in a resinous, sometimes acrid, highly poisonous juice, are the ordinary representatives of this order, to which belong the Cashew Nut, the Pistacia Nut, and the Mango fruit. Some trees are celebrated for yielding a clammy juice, which afterwards turns black, and is used for varnishing in India. One kind is from the common Cashew nut. The varnish of Sylhet is chiefly procured from *Semecarpus anacardium*, the marking nut-tree of commerce; and the varnish of Martaban from a plant called by Dr. Wallich *Melanorhæa usitatissima*. All these varnishes are extremely dangerous to some constitutions; the skin, if rubbed with them, inflames and becomes covered with pimples that are difficult to heal; the fumes have been known to produce a painful swelling and inflammation of the

skin, which, in a case recorded by Dr. Brewster, extended from the hands as far as the face and eyes, which became swelled to an alarming degree. I have known an instance of similar effects having been produced by roasting the nuts of *Anacardium occidentale*. But there are some constitutions that are not affected in any degree by such poisons. These varnishes are at first white, and afterwards become black. This has been ascertained by Dr. Brewster to arise from the recent varnish being an organised substance, consisting of an immense congeries of small parts, which disperse the sun's rays in all directions, like a thin film of unmelted tallow; while the varnish which has been exposed to the air loses its organised structure, becomes homogeneous, and then transmits the sun's rays of a rich, deep, uniform red colour. *Brewster*, 8. 100. The same is probably the substance mentioned by Dr. Ainslie (1. 190) as the Black Lac of the Burmah country, with which the natives lacker various kinds of ware. A valuable black hard varnish is obtained from *Stagmaria verniciflua* in the Indian archipelago: this resin is extremely acrid, causing excoriations and blisters if applied to the skin. *Ed. P. J.* 6. 400. A black varnish well known in India is manufactured from the nuts of *Semecarpus anacardium* and the berries of *Holigarna longifolia*. *Ibid.* 4. 450. The leaves of some species of *Schinus* are so filled with a resinous fluid, that the least degree of unusual repletion of the tissue causes it to be discharged; thus some of them fill the air with fragrance after rain; and *S. Molle* and some others expel their resin with such violence when immersed in water as to have the appearance of spontaneous motion, in consequence of the recoil. *Schinus Arroeira* is said by M. Auguste St. Hilaire to cause swellings in those who sleep under its shade. *Ibid.* 14. 267. The fresh juicy bark of the *Arueira* shrub (*Schinus Molle*) is used in Brazil for rubbing newly-made ropes with, which it covers with a very durable bright dark-brown coating. The juice of the same plant is applied by the Indians in diseases of the eyes. *Pr. Maxim. Trav.* 270. This last plant, and also *Rhus coriaria*, possess acid qualities. The fruit of *Cassuvium occidentale* and *Anacardium orientale* is said to exercise a singular effect upon the brain. *Virey Bull. Pharm.* 1814. p. 271. Mastich is the produce of *Pistacia atlantica* and *Lentiscus*; Scio turpentine is yielded by *Pistacia Terebinthus*; a substance like mastich is exuded by *Schinus Molle*, and the Peruvians use it for strengthening their gums. The juice of many species of *Rhus* is milky, stains black, and is sometimes extremely poisonous. *Rhus coriaria* is used by tanners. The bark of *Rhus glabrum* is considered a febrifuge, and is also employed as a mordant for red colours. Several *Comocladias* stain the skin black. *Dec.*

Decandolle distinguishes 2 sections of this order (*Prodr.* 2. 62.), viz.

1. ANACARDIÆÆ.

Cotyledons thick, folded back upon the radicle.

EXAMPLES. *Anacardium*, *Holigarna*, *Mangifera*.

2. SUMACHINEÆÆ.

Cotyledons foliaceous. Radicles bent back upon their line of union.

EXAMPLES. *Rhus*, *Mauria*.

CXIV. XANTHOXYLÆÆ.

TEREBINTACEÆ, *Juss. Gen.* 363. (1789) *in part.* — XANTHOXYLÆÆ, *Nees and Martins in Nov. Act. Bonn.* 11. (1823); *Adrien de Jussieu Rutacées*, p. 114. (1825). — PTELEACEÆ, *Kunth Ann. des Sc.* 2. 354. (1824). — TEREBINTACEÆ, trib. 6. *Dec. Prodr.* 2. 82. (1825.)

DIAGNOSIS. Polypetalous dicotyledons, with definite hypogynous sta-

mens, partially concrete carpella, an imbricated calyx, symmetrical unisexual flowers, definite pendulous ovules, capsular or drupaceous fruit, and exstipulate dotted leaves.

ANOMALIES. Many species have distinct carpella.

ESSENTIAL CHARACTER. — *Flowers* unisexual, regular. *Calyx* in 3, or more commonly in 4 or 5 divisions. *Petals* the same number, very rarely none, usually longer than the calyx; *æstivation* generally twisted, convolute. *Stamens* equal to the petals in number, or twice as many, arising from around the base of the stalk of the abortive carpella; in the female flowers wanting or imperfect. *Ovarium* made up of the same number of pieces as there are petals, or of a smaller number, either altogether combined, or more or less distinct; *ovules* in each cell 2, collateral, or one above the other, very seldom 4; *styles* more or less combined, according to the degree of cohesion of the carpella. *Fruit* either berried or membranous, sometimes of from 2 to 5 cells, sometimes consisting of several drupes or 2-valved capsules, of which the sarcocarp is fleshy and partly separable from the endocarp. *Seeds* solitary or twin, pendulous, usually smooth and shining, with a testaceous integument; *embryo* lying within fleshy albumen; *radicle* superior; *cotyledons* ovate, flat. — *Trees or shrubs*. *Leaves* without stipulæ, alternate or opposite, either simple, or more commonly abruptly or unequally pinnate, with pellucid dots. *Flowers* axillary or terminal, gray, green, or pink. The various parts bitter or aromatic.

AFFINITIES. This is one of the families which comprehend genera with both distinct and concrete carpella; the latter are often entirely distinct, even in the ovarium; but most frequently there is a union, or at least a cohesion, of the styles, by which their tendency to concretion may be recognised. In a few instances the carpella are absolutely solitary. “The place originally assigned, and for a long time preserved, for most of the genera of Xanthoxylæ, proves sufficiently how near the affinity is between them and Terebintaceæ. If, with Messrs. Brown and Kunth, the latter are divided into several orders, Xanthoxylæ will be most immediately allied to Burseraceæ and Connaraceæ, agreeing with the former in the genera with a simple fruit, and with the latter in those with a compound one. Notwithstanding the distance which usually intervenes in classifications between Aurantiaceæ and Terebintaceæ, there are nevertheless many points of resemblance between them; Correa has pointed out a passage from one to the other through Cookia; Kunth, in new-modelling the genus Amyris, and in considering it the type of a distinct order, suspects its near affinity with Aurantiaceæ; we cannot, therefore, be surprised at the existence also of relations between the latter and Xanthoxylæ. A mixture of bitter and aromatic principles, the presence of receptacles of oil that are scattered over every part, which give a pellucid dotted appearance to the leaves, and which cover the rind of the fruit with opaque spaces, — all these characters give the two families a considerable degree of analogy. This has already been indicated by M. de Jussieu in speaking of Toddalia, and in his remarks upon the families of Aurantiaceæ and Terebintaceæ; and it is confirmed by the continual mixture, in all large herbaria, of unexamined plants of Terebintaceæ, Xanthoxylæ, and Aurantiaceæ. The fruit of the latter is, however, extremely different; their seeds resembling, as they do, Terebintaceæ, are on that very account at variance with Xanthoxylæ, but at the same time establish a further point of affinity between them and some Rutaceous plants which are destitute of albumen. Unisexual flowers, fruit separating into distinct cocci, seeds solitary or twin in these cocci, enclosing a usually smooth and blackish integument, which is even sometimes hollowed out on its inner edge, a fleshy albumen surrounding an embryo the radicle of which is superior, are all points of analogy between Xanthoxylæ and Euphorbiaceæ, particularly between those which have in their male flowers from 4 to 8 stamens inserted round the rudiment of a pistil, and in the female flowers cells with 2 suspended, usually collateral, ovules.

Finally, several Xanthoxyleous plants have in their habit, and especially in their foliage, a marked resemblance to the Ash. The diœcious flowers of Fraxinus, its ovarium, the two cells of which are compressed, having a single style, 2 ovules in the inside, and scales on the outside, and which finally changes into a samara which is 1-celled and 1-seeded by abortion, all establish certain points of contact between Ptelea and Fraxinus." *Ad. de Juss.*

GEOGRAPHY. Most of the species belong to America, especially to the tropical parts; some are found in temperate regions; they are rare in Africa; some exist in the Isles of France and Madagascar, many are natives of India and China, and 1 is found in New Holland.

PROPERTIES. Nearly all aromatic and pungent. The Fagaras are popularly called Peppers in the countries where they are found. Xanthoxylum Clava and fraxineum are powerful sudorifics and diaphoretics; they are remarkable, according to Barton, for their extraordinary power in exciting salivation, whether applied immediately to the gums or taken internally: these two plants are reputed to have been used successfully in paralysis of the muscles of the mouth and in rheumatic affections. Xanthoxylum caribæum is held to be a febrifuge. *Dec.* A plant called Coentrilho in Brazil (Xanthoxylum hiemale) is employed as a remedy for pain in the ear, for which purpose the powder of its bark is made use of. Its wood is very hard, and valuable for building. *Pl. Usuelles*, 37. The fruit of Ptelea has a strong, bitter, aromatic taste, and is said to have been used with some success as a substitute for hops. *Dec.* The bark of a species of Brucea is stated by Dr. Horsfield to be of a bitter nature, and to possess properties similar to those of Quassia Simarouba. *Ainslie*, 2. 105. The Brucea antidysenterica contains a poisonous principle called Brucia, which is similar in its effects to Strychnia, but 12 or 16 times less energetic than that alkali. *Turner*, 652.

EXAMPLES. Xanthoxylum, Toddalia, Blackburnia.

CCV. DIOSMEÆ. THE BUCKU TRIBE.

DIOSMEÆ, *R. Brown in Flinders*, (1814).—**RUTACEÆ**, *Dec. Prodr.* 1. 709. (1824) chiefly. — **DIOSMEÆ**, *Ad. de Jussieu Rutacées*, 1. 83. (1825). — **FRAXINELLEÆ**, *Nees and Martius Nov. Act. Bonn.* 11. 149. (1823). — **CUSPARIÆ**, *Dec. Mem. Mus.* 9. 141. (1822); *Prodr.* 1. 729. (1824), a § of Rutaceæ.

DIAGNOSIS. Polypetalous dicotyledons, with definite hypogynous stamens, concrete carpella, an entire ovarium of several cells, an imbricated calyx, symmetrical hermaphrodite flowers, 2 ovules, endocarp separable from the sarcocarp as a 2-valved coccus, and exstipulate dotted leaves.

ANOMALIES. Some of the genera are monopetalous, others have the carpella in great part distinct. *Empleurum* has no petals. *Dictamnus* and some others have irregular flowers and more ovules than 2. According to Mr. Brown, there is a New Holland genus, with perigynous stamens, 10 segments of the calyx, 10 petals, and indefinite stamens.

ESSENTIAL CHARACTER.—*Flowers* hermaphrodite, regular or irregular. *Calyx* in 4 or 5 divisions. *Petals* either as many as the divisions of the calyx, distinct, or combined into a kind of spurious monopetalous corolla, or occasionally wanting; *æstivation* for the most part twisted-convolute, very rarely somewhat valvular. *Stamens* equal in number to the petals, or twice as many, or even fewer in consequence of abortion, hypogynous, very rarely perigynous, placed on the outside of a disk or cup surrounding the ovarium, and either free or combined with the base of the calyx, or sometimes obsolete. *Ovarium* sessile

or stalked, its lobes equal to the number of petals, or fewer; *ovules* twin and collateral, or one above the other, very rarely 4; *style* single, occasionally divided towards the base into as many parts as there are lobes of the ovarium; *stigma* simple or dilated. *Fruit* consisting of several capsules, either cohering firmly or more or less distinct; the endocarp separating entirely from the sarcocarp, which is 2-valved; the former 2-valved also, the valves dividing at the base, but connected by a membrane which bears the seeds. *Seeds* twin or solitary, with a testaceous integument; *embryo* with a superior *radicle*, which is either straight or oblique, and *cotyledons* of variable form; *albumen* none.— *Trees* or *shrubs*, very rarely *herbaceous* plants. *Leaves* without stipulæ, opposite or alternate, simple or pinnate, covered with pellucid resinous dots. *Flowers* axillary or terminal. All the parts aromatic.

AFFINITIES. M. A. de Jussieu, from whose excellent memoir upon Rutaceæ I have borrowed the greater part of my remarks upon Rutaceæ, Zygophylleæ, Xanthoxyleæ, and Simarubaceæ, speaks thus of Diosmeæ (*Mém.* p. 19.):—

“ Diosmeæ are the group to which Mr. Brown gives that name, with the exception, however, of some of the genera which he refers to it; and they are that by the characters of which botanists have generally defined Rutaceæ. It is not necessary to describe the floral envelopes, the stamens, the disk, or the structure of the seed, because these parts vary according to the sections, which are in part characterised by their differences, and they will be better examined in their respective places. But it is important to understand the ovaria, and especially the pericarp, the structure of which is very characteristic. The ovaria, whether combined by their central axis, or more or less distinct, always contain 2 ovula; if 4, or sometimes but 1 are found, this occurs only in genera stationed at the extreme limits of the group. They are collateral, or more frequently placed one above the other, and then one is usually ascending, and the other suspended. This position, which at first sight appears singular, is very natural; for the ovary is usually pierced by the vessels of the style only in the middle, and it is at that point that the two ovules are inserted, both at nearly the same height. If, therefore, they are placed one above the other, it is indispensable that one should ascend, and the other descend. These ovules may be considered peritropal, rather than either ascending or suspended, or, in other terms, attached by their middle rather than by either extremity.”—

“ If the ovarium of a Diosmea is divided across, its coat will be found to consist of two layers, the outer rather the most fleshy, and the inner thin or almost absent on the side next the axis, the side which is traversed from bottom to top by the vessels of the peduncle. These vessels, at a certain height, meet those of the style, either at the point of its insertion or below it; united to these, they penetrate the cavity of the cell, the shell of which they pierce, and there form funiculi, to which the ovula are attached. Thus far the structure of Diosmeæ is little different from that of other Rutaceæ plants. But this becomes modified as the ovarium advances towards the state of fruit. The endocarp hardens by degrees, and at the same time separates from the sarcocarp. Its form resembles that of a bivalve shell, and may be more especially compared to that of a mussel; it presents two extremities, one superior, the other inferior, two lateral faces which are more or less convex, and two edges more or less acute, which unite them, the one external, the other internal. The two valves are woody and touch at the edges, except perhaps at a part of their inside where they are separated; this space is filled by a membrane which passes from one to the other: it is either slightly fleshy, or, which is more common, extremely thin, thickened in the middle by the passage of the vessels of the seed which penetrate it; and as, after having pierced it, they are almost immediately inserted into the seed, the latter appears to be actually borne by the membrane itself. When the fruit is perfectly ripe,

the sarcocarp of each cell opens from above inwards, following a longitudinal furrow, which had become visible some time previously. Its inner surface is seen to be covered by projecting lignified vessels, which are directed obliquely from the inner edge towards the outer, and are indicated externally by some transverse projections. The endocarp is loose in the inside of the shell, unless at its membrane, by means of which it continues to preserve some degree of adhesion with the other parts; but it soon opens, the two valves separate in different directions, and force out the seeds. When this separation takes place, the membrane is torn all round, and either falls away or sticks to the seed. In the latter case it is found attached to the hilum, if one seed only has ripened; but then in removing it, the remains of the abortive ovule may be found on one side. If both seeds have arrived at maturity, they are usually seen one resting on the other by their contiguous flattened extremities, and the membrane extends along their inner edge, being enlarged at their point of contact, where two transverse prolongations are perceptible."

M. A. de Jussieu then proceeds to point out the inaccuracy of calling, with some, this endocarp an arillus,—a name which, as Auguste St. Hilaire somewhere remarks, has been applied to as many different things as the Linnean term nectarium; or, with others, applying the same name to the persistent membrane.

Diosmeæ are nearly related to Rutaceæ, from which they differ in the remarkable structure of their fruit, and in having two ovula in each cell; with Humiriaceæ they have an analogy through the tribe called Cuspariæ, some of which have monadelphous stamens; with Aurantiaceæ they agree in their dotted leaves, definite stamens, occasional production of double embryos, fleshy disk, and sometimes in habit in the tribe of Cuspariæ. Xanthoxyleæ and Simarubaceæ accord with them in a multitude of points.

GEOGRAPHY. One genus, *Dictamnus*, is found in the south of Europe. The Cape of Good Hope is covered with different species of *Diosma* and nearly allied genera; New Holland abounds in *Boronias*, *Phebaliums*, *Correas*, *Eriostemons*, and the like; great numbers inhabit the equinoctial regions of America.

PROPERTIES. The *Diosmas*, or *Bucku* plants, of the Cape, are well known for their powerful and usually offensive odour; they are recommended as antispasmodics. The American species possess, in many cases, febrifugal properties. There is an excellent bark of this nature, used by the Catalan Capuchin friars of the missions on the river Carony in South America, called the *Quina de la Guayna*, or *de la Angostura*, or *Angostura bark*: this, which has been successively ascribed to *Brucea ferruginea* and two species of *Magnolia*, is now known to be the produce of *Cusparia febrifuga* (*Bonplandia trifoliata W.*), a plant of this family. *Humb. Cinch. For.* p. 38. *Eng. ed.* *Evodia febrifuga*, one of the *Quinas* of Brazil, has a bark so powerfully febrifugal as to compete with that of *Cinchona*. A bark much spoken of by the miners of Brazil, under the name of *Casca de larangeira da terra*, and in which *Cinchonine* was detected by Dr. Gomez, probably belongs to this tree. *Pl. Usuelles*, no. 4. One of the *Quinas* of Brazil is the *Ticorea febrifuga*: its bark is a powerful medicine in intermittent fevers. *Ibid.* 16. *Hortia Braziliana* possesses similar properties, but in a less degree. *Ibid.* 17. An infusion of the leaves of *Ticorea jasminiflora* is drank in Brazil as a remedy for the disease called by the Brazilian Portuguese *Bobas*, and by the French *Frambæsia*. *A. St. Hil. Hist.* 141. *Dictamnus* abounds in volatile oil to such a degree, that the

atmosphere surrounding it actually becomes inflammable in hot weather. Its root was formerly employed as a sudorific and vermifuge.

A. de Jussieu divides the species of this order geographically, and, what is very singular, he finds their fructification in accord with their geographical distribution. His sections are :

1. EUROPEAN.

One from the south of Europe.

2. CAPE.

All from the Cape of Good Hope, and scarcely extending beyond the colony.

3. AUSTRALASIAN.

Inhabitants of New Holland, within or without the tropics, and Van Diemen's Island.

4. AMERICAN.

Sect. I. South America, New Zealand, the Friendly Islands, Mexico.

Sect. II. (*Cuspariæ*, *Dec.* *Fraxinellæ*, *Nees and Martius* chiefly.) South America, West Indies.

EXAMPLES. *Diosma*, *Adenandra*, *Agathosma*, *Monniera*, *Ticorea*.

CXVI. RUTACEÆ. THE RUE TRIBE.

RUTÆ, *Juss. Gen.* 296. (1789) *in part.* — RUTACEÆ, *Dec. Prodr.* 1. 709. (1824) *in part.*
— RUTEÆ, *Adrien de Juss. Rutacées*, 78. (1825.)

DIAGNOSIS. Polypetalous dicotyledons, with definite hypogynous stamens, concrete carpella, an entire ovarium of several cells, an imbricated calyx, symmetrical hermaphrodite flowers, capsular fruit, endocarp not separable from the sarcocarp, and exstipulate dotted leaves.

ANOMALIES. *Cyminosma* differs in habit from the rest.

ESSENTIAL CHARACTER. — *Flowers* hermaphrodite, regular. *Calyx* with 4 or 5 divisions. *Petals* alternate with the divisions of the calyx, with a twisted-convolute aestivation, rarely convolute, or twisted separately. *Stamens* 2 or occasionally 3 times as many as the petals, inserted round the base of the stalk of the calyx, which is sometimes disciform. *Ovarium* divided more or less deeply into 3 or 5 lobes, with from 3 to 5 cells; *ovules* in each cell 4, or from 4 to 20, pendulous, or attached to the axis; *style* simple, or often (in the ovaries which are deeply lobed) separated at the base; *stigma* 3- or 5-cornered, or furrowed. *Capsule* either with 3 loculicidal valves, or with from 4 to 5 lobes, which open internally at the apex; the sarcocarp not separable from the endocarp. *Seeds* often fewer than the ovules, pendulous or adnate, reniform, pitted, with a testaceous integument; *embryo* lying within fleshy *albumen*, white or greenish; *radicle* superior; *cotyledons* flat. *Ad. J.* — *Herbaceous* plants, or *small shrubs*. *Leaves* without stipule (with one exception), alternate, simple, deeply lobed, or pinnate, commonly with pellucid dots. *Flowers* often with a centrifugal inflorescence, white, or more frequently yellow.

AFFINITIES. Allied to *Zygophyllæ* by *Peganum*, which A. de Jussieu actually places with *Rutacæ*, although its stipulate leaves destitute of pellucid dots appear to determine its greatest affinity to be with *Zygophyllæ*. From *Diosmæ* they differ in scarcely any thing except the dehiscence of their fruit.

GEOGRAPHY. Found in the south of Europe, whence they extend in our hemisphere as far as the limits of the Old World, following the southern part of the temperate zone, and very rarely advancing within the tropics. *Ad. de J.*

PROPERTIES. Their powerful odour and their bitterness characterise them; they act principally on the nerves. Common Rue, and another species, are said to be emmenagogue, anthelmintic, and sudorific.

EXAMPLES. Ruta, Peganum.

CXVII. CORIARIEÆ.

CORIARIEÆ, *Dec. Prodr.* 1. 739. (1824.)

DIAGNOSIS. Polypetalous dicotyledons, with definite hypogynous stamens, anthers bursting by longitudinal slits, 5 distinct simple carpella surrounding a fleshy axis, exstipulate leaves without pellucid dots, no albumen, filiform stigmas, and sepaloid petals.

ANOMALIES.

ESSENTIAL CHARACTER.—*Flowers* either hermaphrodite, or monœcious, or diœcious. *Calyx* campanulate, 5-parted, ovate. *Petals* 5, alternate with the lobes of the calyx, and smaller than they are, fleshy, with an elevated keel in the inside. *Stamens* 10, arising from the torus, 5 between the lobes of the calyx and the angles of the ovarium, 5 between the petals and the furrows of the ovarium; *filaments* filiform; *anthers* oblong, 2-celled. *Ovarium* seated on a thickish torus, 5-celled, 5-angled; *style* 0; *stigmas* 5, long, subulate; *ovula* solitary, pendulous. *Carpella* 5, when ripe close together but separate, indehiscent, 1-seeded, surrounded with glandular lobes. *Seed* pendulous; *albumen* none; *embryo* straight; *radicle* superior; *cotyledons* 2, fleshy.—*Shrubs*, with opposite square branches, often 3 on each side, 2 of them being secondary to an intermediate principal one. *Leaves* opposite, simple, 3-ribbed, entire, ovate, or cordate. *Buds* scaly. *Racemes* terminal, simple, leafy at the base; *pedicels* often with two little bractæ in the middle.

AFFINITIES. Placed by M. Decandolle immediately after Ochnaceæ, with which the order no doubt agrees, in having its ovaria distinct, and surrounding a fleshy axis; but the stigmata in Coriariæ are long, linear, and distinct, with no style, while Ochnaceæ have a single style connecting the carpella and minute stigmas; the former, therefore, are apocarpous, the latter syncarpous. Coriariæ are also certainly allied to Rutaceæ, but they differ from them as they do from Ochnaceæ; and besides, the carpella are in Rutaceæ connate. With Connaraceæ they agree in several points, while they are different in others. Upon the whole, their exact affinity may be considered unsettled.

M. Decandolle understands Coriaria as apetalous, but I do not see upon what principle, either of structure or analogy. In his *Essai sur les Propriétés Médicales* he referred it to the vicinity of Rhanneæ, p. 350. Jussieu referred it to Malpighiaceæ.

GEOGRAPHY. 4 from Peru, 1 from the south of Europe and north of Africa, 1 from New Zealand, and 1 from Mexico.

PROPERTIES. *Coriaria myrtifolia* is used by dyers for staining black. Its fruit is poisonous. It is said that several soldiers of the French army in Catalonia were affected by eating it; 15 became stupified, and 3 died. *Dec.*

EXAMPLE. *Coriaria*.

CXVIII. OCHNACEÆ.

OCHNACEÆ, *Dec. Ann. Mus.* 17. 396. (1811); *Prodr.* 1. 735. (1824.)

DIAGNOSIS. Polypetalous dicotyledons, with hypogynous stamens, and a deeply lobed ovarium, the style arising from the base of the concrete carpella, which are seated upon a succulent disk; anthers opening by pores.

ANOMALIES. Stamens definite or indefinite.

ESSENTIAL CHARACTER. — *Sepals* 5, persistent, imbricated in aestivation. *Petals* hypogynous, definite, sometimes twice as many as the sepals, deciduous, spreading, imbricated in aestivation. *Stamens* 5, opposite the sepals, or 10, or indefinite in number, arising from a hypogynous disk; *filaments* persistent; *anthers* 2-celled, innate, opening by pores. *Carpella* equal in number to the petals, lying upon an enlarged, tumid, fleshy disk (the *gynobase*); their *styles* combined in one; *ovula* erect. *Fruit* composed of as many pieces as there were carpella, indehiscent, somewhat drupaceous, 1-seeded, articulated with the gynobase, which grows with their growth. *Seeds* without albumen; *embryo* straight; *radicle* short; *cotyledons* thick. — Very smooth *Trees* or *shrubs*, having a watery juice. *Leaves* alternate, simple, entire, or toothed, with 2 stipulæ at the base. *Flowers* usually in racemes, with an articulation in the middle of the pedicels.

AFFINITIES. Very near Rutaceæ, from which they are distinguished by their erect ovula, the dehiscence of their anthers, and many more characters. They are to Polypetalæ what Labiatæ and Boragineæ are to Monopetalæ.

GEOGRAPHY. All found in tropical India, Africa, and America.

PROPERTIES. *Walkera serrata* has a bitter root and leaves, and is employed in Malabar, in decoction in milk or water, as a tonic, stomachic, and anti-emetic. The bark of *Ochna hexasperma* is used in Brazil as a cure of the sores produced in cattle by the punctures of insects. It probably acts as an astringent. *Pl. Usuelles*, 38.

EXAMPLES. *Ochna*, *Gomphia*.

CXIX. ZYGOPHYLLÆ. THE BEAN CAPER TRIBE.

ZYGOPHYLLÆ, *R. Brown in Flinders*, (1814); *Dec. Prodr.* 1. 703. (1824);
Adrien de Juss. Rutacées, 67. (1825.)

DIAGNOSIS. Polypetalous dicotyledons, with definite hypogynous stamens, concrete carpella, an entire ovarium of several cells, an imbricated calyx, symmetrical flowers, pendulous ovules, stamens arising from hypogynous scales, and opposite stipulate leaves without pellucid dots.

ANOMALIES. Ovules occasionally erect. *Tribulus* has the fruit separating into spiny nuts, with transverse phragmata, and no albumen. *Melanthus* has very irregular flowers.

ESSENTIAL CHARACTER. — *Flowers* hermaphrodite, regular. *Calyx* divided into 4 or 5 pieces, with convolute aestivation. *Petals* unguiculate, alternate with the segments of the calyx and a little longer, in aestivation, which is usually convolute, at first very short and scale-like. *Stamens* double the number of the petals, dilated at the base, sometimes naked, sometimes placed on the back of a small scale, hypogynous. *Ovarium* simple, surrounded at the base with glands or a short sinuous disk, more or less deeply 4- or 5-furrowed, with 4 or 5 cells; *ovula* in each cell 2 or more, attached to the inner angle, pendulous, or occasionally erect; *style* simple, usually with 4 or 5 furrows; *stigma* simple, or with 4 or 5 lobes. *Fruit* capsular, rarely somewhat fleshy, with 4 or 5 angles or wings, bursting by 4 or 5 valves bearing the dissepiments in the middle, or into as many close cells; the sarcoarp not separable from the endocarp. *Seeds* usually fewer than the ovules, either compressed and scabrous when dry, or ovate and smooth, with a thin herbaceous integu-

ment. *Embryo* green; *radicle* superior; *cotyledons* foliaceous; *albumen* whitish, between horny and cartilaginous, in *Tribulus* wanting. *Ad. J.*—*Herbaceous* plants, *shrubs*, or *trees*, with a very hard wood, the branches often articulated at the joints. *Leaves* opposite, with stipulæ, very seldom simple, usually unequally pinnate, not dotted. *Flowers* solitary, or in pairs or threes, white, blue, or red, often yellow.

AFFINITIES. Nearly related to Oxalideæ, from which, however, they are distinguished by a multitude of characters. With Simarubaceæ they accord in the stamens springing from the back of a hypogynous scale; a structure well worth more attentive consideration than it has yet received. Something analogous to it will be found in Caryophyllæ. M. Adrien de Jussieu also observes that the petals are remarkable for their being, in an early state, minute and hidden by the calyx, which they only exceed about the time of flowering, while in other Rutaceous orders the petals are always larger than the calyx. The distinguishing characters in its vegetation or habit are, the leaves being constantly opposite, with lateral or intermediate stipulæ, being generally compound, and always destitute of the pellucid glands which universally exist in true Diosmeæ. *Brown in Denham*, 26. It is also a very common character of the order to have the radicle at that extremity of the seed which is most remote from the hilum; but this, which is of great importance in many natural families, is of less value in Zygo-phylleæ. (See many good remarks upon this subject in Mr. Brown's *Appendix to Denham*, p. 27.)

Biebersteinia, appended to this order by A. de Jussieu, is a genus that requires further examination.

GEOGRAPHY. *Guaiaicum*, *Porlieria*, and *Larrea*, are peculiar to America. *Fagonia* is distributed over the south of Europe, the Levant, Persia, and India. *Zygo-phylleum* inhabits the same regions, and also the south of Africa, and is represented in New Holland by *Röpera*. *Tribulus* is found in all the Old World within the tropics, or in countries bordering upon them. *Ad. de J.* *Melianthus*, a most anomalous genus, is remarkable for being found both at the Cape of Good Hope and in Nipal, without any intermediate station.

PROPERTIES. *Zygo-phylleum Fabago* is sometimes employed as an anthelmintic. The ligneous plants of the order are remarkable for the extreme hardness of their wood. All the *Guaiacums* are well known for their exciting properties; the bark and wood of *Guaiaicum sanctum* and officinale have a somewhat bitter and acrid flavour, and are principally employed as sudorifics, diaphoretics, or alteratives; they contain a particular matter often designated as resin or gum-resin, but which is now considered a distinct substance, called *Guaiacine*. *Dec.* The wood of *Guaiaicum officinale*, or *Lignum vitæ*, is remarkable for the direction of its fibres, each layer of which crosses the preceding diagonally; a circumstance first pointed out to me by Professor Voigt.

EXAMPLES. *Zygo-phylleum*, *Tribulus*.

CXX. SIMARUBACEÆ. THE QUASSIA TRIBE.

SIMARUBACEÆ. *Rich. Anal. de Fr.* 21. (1808).—SIMARUBEÆ, *Dec. Diss. Ochn. Ann. Mus.* 17. 323. (1811); *Prodr.* 1. 733. (1824); *Adrien de Juss. Rutacées*, 129. (1825.)

DIAGNOSIS. Polypetalous dicotyledons, with definite hypogynous stamens, concrete carpella, an entire ovary of several cells, an imbricated

calyx, symmetrical flowers, solitary pendulous ovules, stamens arising from hypogynous scales, and exstipulate leaves without dots.

ANOMALIES.

ESSENTIAL CHARACTER. — *Flowers* hermaphrodite, or occasionally unisexual. *Calyx* in 4 or 5 divisions. *Petals* the same number, longer, either spreading or combined in a tube; *æstivation* twisted. *Stamens* twice as many as the petals, each arising from the back of a hypogynous scale. *Ovarium* 4- or 5-lobed, placed upon a stalk from the base of which the stamens arise, 4- or 5-celled, each cell with 1 suspended ovulum; *style* simple; *stigma* 4- or 5-lobed. *Fruit* consisting of 4 or 5 drupes arranged around a common receptacle, indehiscent. *Seeds* pendulous, with a membranous integument; *embryo* without albumen; *radicle* superior, short, drawn back within the thick cotyledons. — *Trees* or *shrubs*. *Leaves* without stipulæ, alternate, occasionally simple, most usually compound without dots. *Peduncles* axillary or terminal. *Flowers* whitish, green, or purple. The different parts bitter.

AFFINITIES. Akin to Zygophylleæ in their stamens inserted upon hypogynous scales, and to Ochnaceæ in their deeply-lobed ovarium, or nearly separate ovaria; from these latter they are distinguished by their want of a succulent disk, their suspended not erect ovules, and their anthers bursting by longitudinal slits, not by terminal pores. A. de Jussieu says, "They are known from all Rutaceous plants by the co-existence of three characters; namely, ovaria with but one ovulum, indehiscent drupes, and exalbuminous seeds, the membranous integument of the embryo and the radicle being retracted within thick cotyledons."

GEOGRAPHY. All natives of tropical America, India, or Africa, with the exception of 1 Nipal plant.

PROPERTIES. All intensely bitter. The wood of Quassia is well known. A plant called Paraïba in Brazil, the Simaruba versicolor of St. Hilaire, possesses such excessive bitterness that no insects will attack it. Specimens of it placed among dried plants which were entirely devoured by the larvæ of a species of Ptinus, remained untouched. The Brazilians use an infusion in brandy as a specific against the bite of serpents, and also employ it with very great success to cure the lousy diseases to which people are very subject in those countries. *Pl. Usuelles*, no. 5.

EXAMPLES. Quassia, Simaruba.

CXXI. PITTOSPOREÆ.

PITTOSPOREÆ, *R. Brown in Flinder's Voyage*, 2. 542. (1814); *Dec. Prodr.* 1. 345. (1824); *Ach. Rich. in Dict. Class.* 13. 643. (1828.)

DIAGNOSIS. Polypetalous dicotyledons, with definite hypogynous stamens, distinct except at the base, concrete carpella, an ovarium of several cells with the placenta in the axis, an imbricated calyx, symmetrical flowers, indefinite seeds with a minute embryo in fleshy albumen, and simple leaves.

ANOMALIES.

ESSENTIAL CHARACTER. — *Sepals* 5, deciduous, either distinct or partially cohering; *æstivation* imbricated. *Petals* 5, hypogynous, sometimes slightly cohering; *æstivation* imbricated. *Stamens* 5, hypogynous, distinct, alternate with the petals. *Ovarium* single, distinct, with the cells or the placenta 2 or 5 in number, and many-seeded; *style* 1; *stigmas* equal in number to the placenta. *Fruit* capsular or berried, with many-seeded cells, which are sometimes incomplete. *Seeds* often covered with a glutinous or resinous pulp; *embryo* minute, near the hilum, lying in fleshy albumen; *radicle* rather long; *cotyledons* very short. — *Trees* or *shrubs*. *Leaves* simple, alternate, without stipulæ, usually entire. *Flowers* terminal or axillary, sometimes polygamous.

AFFINITIES. MR. BROWN, in establishing these as an order, remarks that

they are widely different from Rhamnæ or Celastrinæ, but without pointing out their real affinity; Decandolle places them between Polygalæ and Frankeniæ; according to Achille Richard they are very near Rutacæ, to which he thinks them allied by a crowd of characters.

GEOGRAPHY. Chiefly New Holland plants. A few are found in Africa and the adjacent islands, and 1 in Nipal. Mr. Brown remarks that *Pittosporum* itself has been found not only in New Holland, but also in New Zealand, Norfolk Island, the Society and Sandwich Islands, the Moluccas, China, Japan, and even Madeira. *Flinders*, 542.

PROPERTIES. The wood of *Senecia undulata* is handsomely veined, whence it is called in the Mauritius Bois de joli cœur. *Dec.* The berries of *Billardiera* are eatable. The bark of *Pittosporum Tobira* has a resinous smell. Nothing is known of the properties of any.

EXAMPLES. *Billardiera*, *Pittosporum*, *Bursaria*.

CXXII. GERANIACEÆ. THE GERANIUM TRIBE.

GERANIA, *Juss. Gen.* 268. (1789). — **GERANIACEÆ**, *Dec. Fl. Fr.* 4. 828. (1805); *Prodr.* 1. 637. (1824); *Lindl. Synops.* 56. (1829.)

DIAGNOSIS. Polypetalous dicotyledons, with definite monadelphous hypogynous stamens, concrete carpella, an entire ovarium of several cells, an imbricated calyx, symmetrical flowers, solitary pendulous ovules, and carpella adhering to a woody axis, separating with elasticity and curling back.

ANOMALIES. Petals none in *Rhynchotheca*, which also has albumen. Flowers sometimes irregular.

ESSENTIAL CHARACTER. — *Sepals* 5, persistent, more or less unequal, with an imbricated aestivation; 1 sometimes saccate or spurred at the base. *Petals* 5, seldom 4 in consequence of 1 being abortive, unguiculate, equal or unequal, either hypogynous or perigynous. *Stamens* usually monadelphous, hypogynous, twice or thrice as many as the petals; some occasionally abortive. *Ovarium* composed of 5 pieces placed round an elevated axis, each 1-celled, 1-seeded; *ovula* pendulous; *styles* 5, cohering round the elongated axis. *Fruit* formed of 5 pieces, cohering round a lengthened indurated axis; each piece consisting of 1 cell, containing 1 seed, having a membranous pericarpium, and terminated by an indurated style, which finally curls back from the base upwards, carrying the pericarpium along with it. *Seeds* solitary, pendulous, without albumen. *Embryo* curved; *radicle* pointing to the base of the cell; *cotyledons* foliaceous, convolute, and plaited. — *Herbaceous plants or shrubs.* *Stems* tumid, and separable at the joints. *Leaves* either opposite or alternate; in the latter case opposite the peduncles.

AFFINITIES. In many points nearly related to Oxalidæ, Balsaminæ, and Tropæolæ, with which they are by some botanists associated. They are, however, distinguished by the peculiar dehiscence of the fruit, their stems with tumid joints, their convolute plaited cotyledons, and habit. In the arrangement of their carpella about an elevated axis they agree with all those orders formerly comprehended under the common name of Rutacæ, from which the length of that axis, and many other characters, distinguish them. Their analogy with *Vites* is pointed out in speaking of that order. In many respects they border close upon Malvacæ.

GEOGRAPHY. Very unequally distributed over various parts of the world. A great proportion is found in the Cape of Good Hope, chiefly of the genus *Pelargonium*; *Erodium* and *Geranium* are principally natives of Europe, North America, and Northern Asia, and *Rhynchotheca* of South America. It is remarkable that *Pelargonium* is found in New Holland.

PROPERTIES. An astringent principle and an aromatic or resinous flavour are the characteristics of this order. The stem of *Geranium spi-*

nosum burns like a torch, and gives out an agreeable odour. The root of *Geranium maculatum* is considered a valuable astringent in North America, where it is sometimes called Alum root. *Barton*, 1. 155. In North Wales *Geranium Robertianum* has acquired celebrity as a remedy for nephritic complaints. *Ibid.* Some of the *Pelargoniums* are acidulous, but this genus is chiefly known as an object of garden culture, for which its great beauty, and the facility with which the species or supposed species intermix, render it well adapted.

EXAMPLES. *Geranium*, *Monsonia*, *Erodium*.

CXXIII. OXALIDÆ. THE WOODSORREL TRIBE.

OXALIDÆ, *Dec. Prodr.* 1. 689. (1824); *Lindl. Synops.* 59. (1829.)

DIAGNOSIS. Polypetalous dicotyledons, with definite hypogynous stamens distinct except at the base, concrete carpella, an ovarium of several cells with the placentæ in the axis, an imbricated calyx, symmetrical flowers, indefinite exalbuminous seeds with a straight embryo, and compound leaves.

ANOMALIES.

ESSENTIAL CHARACTER.—*Sepals* 5, sometimes slightly cohering at the base, persistent, equal. *Petals* 5, hypogynous, equal, unguiculate, with a spirally-twisted aestivation. *Stamens* 10, usually more or less monadelphous, those opposite the petals forming an inner series, and longer than the others; *anthers* 2-celled, innate. *Ovary* with 5 angles and 5 cells; *styles* 5, filiform; *stigmata* capitate or somewhat bifid. *Fruit* capsular, membranous, with 5 cells, and from 5 to 10 valves. *Seeds* few, fixed to the axis, enclosed within a fleshy integument, which curls back at the maturity of the fruit, and expels the seeds with elasticity. *Albumen* between cartilaginous and fleshy. *Embryo* the length of the albumen, with a long radicle pointing to the hilum, and foliaceous cotyledons.—*Herbaceous plants, undershrubs, or trees. Leaves* alternate, compound, sometimes simple by abortion, very seldom opposite or somewhat whorled.

AFFINITIES. Formerly included in *Geraniaceæ*, from which, in the judgment of many, they are not sufficiently distinct. According to M. Decandolle they are rather allied to *Zygophyllæ*; an opinion in which I am inclined to concur, and which their compound leaves appear to confirm. *Averrhoa* differs from the rest in its arborescent habit. They are generally described with an arillus; but, according to M. Auguste St. Hilaire, the part so called is nothing but the outer integument of the seed. *Pl. Us.* 43.

GEOGRAPHY. Natives of all the hotter and temperate parts of the world, most abundantly known in America and the Cape of Good Hope, and most rarely in the East Indies and equinoctial Africa.

PROPERTIES. *Averrhoa Bilinbi* and the pinnated *Oxalis* called *Biophytum* have sensitive leaves. Their foliage is generally acid, so that they are fit to supply the place of sorrel. Some of the species are astringent, and have been employed in spitting of blood. *Oxalis acetosella* contains pure oxalic acid. *Turner*, 623. Several species of *Oxalis* are used in Brazil against malignant fevers. *Pl. Usuelles*, 43. The fruit of *Averrhoa* is intensely acid. A species of *Oxalis* found in Columbia bears tubers like a potato, and is one of the plants called *Arracacha*.

EXAMPLES. *Oxalis*, *Biophytum*, *Averrhoa*.

CXXIV. TROPÆOLEÆ. THE NASTURTIUM TRIBE.

TROPÆOLEÆ, *Juss. Mem. Mus.* 3. 447. (1817); *Dec. Prodr.* 1. 683. (1824.)

DIAGNOSIS. Polypetalous dicotyledons, with definite hypogynous distinct stamens, concrete carpella, an ovarium of 3 cells with the placentæ in the axis, an imbricated calyx with 1 of the sepals spurred, unsymmetrical flowers, definite pendulous ovules, and indehiscent fruit.

ANOMALIES. Magallana has winged fruit, 1-celled and 1-seeded by abortion. In *Trop. pentaphyllum*, according to Aug. St. Hilaire (*Pl. Us.* 41.), the calyx is valvular, and the petals only 2.

ESSENTIAL CHARACTER. — *Sepals* 5, the upper one with a long distinct spur; *æstivation* quincuncial. *Petals* 5, unequal, irregular, the 2 upper sessile and remote, arising from the throat of the calyx, the 3 lower stalked and smaller, sometimes abortive. *Stamens* 8, perigynous, distinct; *anthers* innate, erect, 2-celled. *Ovarium* 1, 3-cornered, made up of 3 carpella; *style* 1; *stigmas* 3, acute; *ovula* solitary, pendulous. *Fruit* indehiscent, separable into 3 pieces from a common elongated axis. *Seeds* large, without albumen, filling the cavity in which they lie; *embryo* large; *cotyledons* 2, straight, thick, consolidated together into a single body; *radicle* lying within projections of the cotyledons. — Smooth herbaceous plants, of tender texture and with an acrid taste, trailing or twining. *Leaves* alternate, without stipulæ, petiolate, with radiating ribs. *Peduncles* axillary, 1-flowered.

AFFINITIES. Very near Geraniaceæ, with which they agree even in their spur (which in *Pelargonium* is often present, but adnate to the pedicel), and also Balsaminææ, and Hydrocerææ, from which they differ chiefly in the structure of their fruit.

GEOGRAPHY. All natives of South America, mostly upon high land.

PROPERTIES. The fleshy fruit of *Tropæolum majus* is acrid, and possesses the properties of Cress; and M. Decandolle remarks, that the caterpillar of the Cabbage butterfly feeds exclusively upon Cruciferæ and *Tropæolum*. The root of *Tr. tuberosum* is eaten in Peru. *Tropæolum pentaphyllum* is used in Brazil as an antiscorbutic, under the Portuguese name of Chagas da Miuda. *Pl. Usuelles*, 41.

EXAMPLE. *Tropæolum*.

CXXV. HYDROCERÆÆ.

HYDROCERÆÆ, *Blume Bijdr.* 241. (1825.)

DIAGNOSIS. Polypetalous dicotyledons, with definite hypogynous stamens, concrete carpella, an entire ovarium of several cells with placentæ in the axis, an imbricated calyx, one of the sepals of which is spurred, symmetrical flowers, definite pendulous ovules, and a drupaceous fruit.

ANOMALIES.

ESSENTIAL CHARACTER. — *Sepals* 5, deciduous, coloured, unequal; the lowermost elongated into a spur. *Petals* 5, hypogynous, unequal; the upper arched. *Stamens* 5, hypogynous, connate at the apex; *anthers* slightly connate, 2-celled, bursting at the apex. *Ovarium* 5-celled, 5-angled, with 2 or 3 ovula in each cell; *stigmas* 5, sessile, acute. *Fruit* succulent, with 5 cells, each of which has a bony hard lining, and contains a single seed. *Seed* solitary, without albumen; *cotyledons* plano-convex; *radicle* superior. — Herbaceous. *Stems* angular. *Leaves* alternate, without stipulæ, serrated. *Peduncles* axillary, many-flowered.

AFFINITIES. Closely related to Balsaminææ and Tropæoleæ, from which they are only distinguished by their symmetrical flowers and drupaceous fruit.

GEOGRAPHY. A single species, native of marshes and wet places in Java.

PROPERTIES. Unknown.

EXAMPLE. Hydrocera.

CXXVI. BALSAMINEÆ. THE BALSAM TRIBE.

BALSAMINEÆ, *Ach. Rich. Dict. Class. 2. 173. (1822)*; *Dec. Prodr. 1. 685. (1824)*; *Lindl. Synops. 59. (1829.)*

DIAGNOSIS. Polypetalous dicotyledons, with definite hypogynous stamens, concrete carpella, an ovarium of 5 cells with the placentæ in the axis, an imbricated calyx, unsymmetrical flowers with one of the sepals spurred, and indefinite ovules.

ANOMALIES.

ESSENTIAL CHARACTER. — *Sepals 5, irregular, deciduous, the two inner and upper of which are connate, the lower spurred. Petals 4, hypogynous, united in pairs, so that apparently there are only 2 petals; the fifth wanting. Stamens 5, hypogynous; filaments subulate; anthers 2-celled, bursting lengthwise. Ovarium single; stigma sessile, more or less divided in 5; cells 5, many-seeded. Fruit capsular, with 5 elastic valves, and 5 cells formed by membranous projections of the placenta, which occupies the axis of the fruit, and is connected with the apex by 5 slender threads. Seeds numerous, suspended; albumen none; embryo straight, with a superior radicle and plano-convex cotyledons.* — Succulent herbaceous plants. *Leaves simple, opposite or alternate, without stipulæ. Peduncles axillary.*

AFFINITIES. So nearly related to Geraniaceæ, of which it is, in the opinion of many, a mere section, that it is only distinguishable by the spurred calyx, polyspermous fruit, and unsymmetrical flowers. Tropæoleæ differ in their fruit, Oxalideæ in their compound leaves and symmetrical flowers. M. Kunth, in a memoir printed in 1827, was the first to point out the true structure of this family, which had been more or less misunderstood by all previous observers. I had overlooked this memoir at the time of the publication of my *Synopsis of the British Flora*, whence the old erroneous character is given in that work. The following is the substance of M. Kunth's remarks: — Linnæus attributed to the *Impatiens Balsamina* a calyx of 2 leaves, 5 unequal petals, a nectary, a single ovary, a sessile stigma, and a unilocular polyspermous capsule, opening in 5 valves. M. de Jussieu describes it nearly in the same way, with the exception of considering the capsule as having 5 cells, and the corolla as consisting of 4 petals, the lower of which is spurred. These erroneous characters have been reproduced by most authors. Dr. Hooker alone refers the part which has the spur to the calyx, which he consequently makes to consist of 3 pieces. M. Achille Richard has come nearest the truth in the *Dictionnaire Classique*, where he describes the calyx as consisting of 4 pieces, and the 4 petals united in pairs. The fact is, that the structure is usually this: the centre of the flower is occupied by an ovarium, surmounted by a stigma divided into 5 acute lobes. Around this stand 5 hypogynous stamens, placed in a single row and at equal distances from each other. Hence the normal number of the parts of the flower should be 5. The corolla, however, consists of 2 bifid petals placed right and left, with a wider space between their upper than their lower edges. Upon comparing the position of these with the stamens, it appears that each occupies the place of 3 stamens, whence it is impossible to doubt that they each consist of 2 soldered together. On the other hand, the space between them, which answers to 2

stamens, is an equal proof of the abortion of a fifth petal. And this view of the structure is confirmed by the sepals. Thus on the outside of each pair of petals, at their base, is found a leaflet, the situation of which is opposite a stamen; and opposite the space left by the abortion of the fifth petal is a large broad leaflet, made up by the union of 2 sepals. The position of the fifth sepal, which is that which is spurred, is between 2 petals and opposite a stamen.

GEOGRAPHY. Natives of damp places among bushes in the East Indies; 1 is found in Madagascar, 1 in Europe, 2 in North America, and 1 in Russia in Asia.

PROPERTIES. Chiefly remarkable for the elastic force with which the valves of the fruit separate at maturity, expelling the seeds. For a supposed explanation of this phenomenon, see Dutrochet *Nouvelles Recherches sur l'Exosmose et Endosmose*. According to Decandolle, they are diuretic.

EXAMPLE. Balsamina Impatiens.

CXXVII. VOCHYACEÆ.

VOCHYSIACEÆ, *Mart. Nov. Gen.* 1. 123. (1824).—**VOCHYSIÆ**, *A. St. Hil. Mem. Mus.* 6. 265. (1820); *Dec. Prodr.* 3. 25. (1828.)

DIAGNOSIS. Polypetalous dicotyledons, with definite perigynous stamens, concrete carpella, and irregular flowers with a spurred calyx.

ANOMALIES. Ovarium either superior or inferior. The leaves of *Salvertia* have no stipulæ.

ESSENTIAL CHARACTER.—*Sepals* 4-5, combined at the base, imbricated in æstivation, the upper one calcarate. *Petals* 1, 2, 3, or 5, alternate with the segments of the calyx, and inserted into their base, unequal. *Stamens* 1-5, usually opposite the petals, rarely alternate with them, arising from the bottom of the calyx, for the most part sterile, 1 of them having an ovate fertile 4-celled anther. *Ovarium* superior, or partially inferior, 3-celled; *ovules* in each cell solitary or twin, attached to the base of the axis; *style* and *stigma* 1. *Capsule* 3-cornered, 3-celled, 3-valved, the valves bursting along their middle. *Seed* without albumen; erect; *embryo* straight, inverted; *cotyledons* large, foliaceous, convolute, plaited; *radicle* short, superior.—*Trees.* *Branches* opposite, when young 4-cornered. *Leaves* opposite, sometimes towards the extremities of the branches alternate, entire, with 2 stipulæ at the base. *Flowers* usually in terminal panicles or racemes.

AFFINITIES. “An order at present but ill understood, in habit and flower somewhat allied to Guttiferæ or Marsegraviaceæ, but distinct from both in the stamens being inserted into the calyx; perhaps more directly connected with Combretaceæ, on account of the convolute cotyledons and inverted seeds; and even perhaps allied to some Onagariæ, on account of the abortive solitary stamen.” *Dec. Prodr.* 3. 25. Is not the order nearer Violaceæ? an affinity strongly pointed out by the irregular flowers, 3-locular ovary, and stipulæ, but impeded by the perigynous insertion of the stamens.

GEOGRAPHY. Natives of equinoctial America, where they inhabit ancient forests, by the banks of streams, sometimes rising up mountains to a considerable elevation. They are often trees with large spreading heads.

PROPERTIES. Unknown.

EXAMPLES. *Vochoya*, *Amphilochia*, *Erisma*.

CXXVIII. TREMANDREÆ.

TREMANDREÆ, *R. Brown in Flinders*, p. 12. (1814); *Dec. Prodr.* 1. 343. (1824.)

DIAGNOSIS. Polypetalous dicotyledons, with 8 or 10 hypogynous distinct stamens, concrete carpella, a 2-celled ovarium with a definite number of pendulous ovules, a calyx with valvate æstivation, anthers bursting by pores, and entire petals involute in æstivation.

ANOMALIES.

ESSENTIAL CHARACTER. — *Sepals* 4 or 5, equal, with a valvular æstivation, slightly cohering at the base, and deciduous. *Petals* equal in number to the sepals, with an involute æstivation, enwrapping the stamens, much larger than the calyx, and deciduous. *Stamens* hypogynous, distinct, 2 before each petal, and therefore either 8 or 10; *anthers* 2- or 4-celled, opening by a pore at the apex. *Ovarium* 2-celled; *ovules* from 1 to 3 in each cell, pendulous; *style* 1; *stigmas* 1 or 2. *Fruit* capsular, 2-celled, 2-valved; *dehiscence* loculicidal. *Seeds* pendulous, ovate, with a thickened appendage at the apex, but with no appendage about the hilum; *embryo* cylindrical, straight, in the axis of fleshy albumen; the *radicle* next the hilum. — Slender heath-like *shrubs*, with their hairs usually glandular. *Leaves* alternate or whorled, without stipulæ, entire or toothed. *Pedicels* solitary, axillary, 1-flowered.

AFFINITIES. Not very certain; many genera probably still remain to be discovered. According to Decandolle, they are related to Polygalææ; from which they differ in a number of points, especially in their distinct stamens and regular flowers; agreeing with them in having a remarkable tumour, called a caruncula, at one end of the seeds, which are also definite and pendulous in both orders.

GEOGRAPHY. All natives of New Holland.

PROPERTIES. Unknown.

EXAMPLES. *Tetrateca*, *Tremandra*.

CXXIX. POLYGALEÆ. THE MILKWORT TRIBE.

POLYGALEÆ, *Juss. Ann. Mus.* 14. 336. (1809); *Mem. Mus.* 1. 385. (1815); *Dec. Prodr.* 1. 321. (1824); *Lindl. Synops.* 39. (1829); *Aug. de St. Hilaire and Moquin-Tandon Mem. Mus.* 17. 313. (1829.)

DIAGNOSIS. Polypetalous dicotyledons, with definite hypogynous stamens in one parcel, concrete carpella, an ovarium of 2 cells with the placenta in the axis, an imbricated calyx, unsymmetrical flowers, definite pendulous ovules, and dehiscent fruit.

ANOMALIES. *Sepals* 4, and all petaloid in some *Kramerias*. Flowers generally monopetalous. *Ovarium* sometimes 1-celled by abortion. *Fruit* indehiscent in *Mundia*, *Monnina*, *Securidaca*, and *Krameria*. The latter has also no albumen. *Stamens* distinct in *Krameria*.

ESSENTIAL CHARACTER. — *Sepals* 5, very irregular, distinct, often glumaceous; 3 exterior, of which 1 is superior and 2 anterior; 2 interior (*the wings*) usually petaloid, and alternate with the upper and lower ones. *Petals* hypogynous, usually 3, of which 1 is anterior and larger than the rest (*the keel*), and 2 alternate with the upper outer, and lateral inner sepals, and often connate with the keel; sometimes 5, and then the 2 additional ones minute and between the wings and the lower sepals. *Keel* sometimes entire, and then either naked or crested; sometimes 3-lobed, and then destitute of a crest. *Stamens* hypogynous, 3, usually combined in a tube, unequal, and ascending; sometimes 4, and distinct; the tube split opposite the upper sepal; *anthers* clavate, innate, mostly 1-celled and opening at their apex, sometimes 2-celled; very rarely the dehiscence is longi-

tudinal. *Disk* either absent or present, regular or irregular. *Orarium* superior, compressed, with 2 cells, which are anterior and posterior, the upper one occasionally suppressed; *ovules* solitary, very rarely twin, pendulous; *style* simple, curved, sometimes very oblique and cucullate at the apex, which is also entire or lobed; *stigma* simple. *Fruit* usually opening through the valves; occasionally indehiscent, membranous, fleshy, coriaceous, or drupaceous, winged or apterous. *Seeds* pendulous, with a caruncula next the hilum, naked or enveloped with hairs; the outer integument crustaceous, the inner membranous; *albumen* abundant, fleshy, rarely reduced to a thin gelatinous plate, very seldom wanting; *embryo* straight, or slightly curved, with the radicle next the hilum. — *Shrubs* or *herbaceous* plants. *Leaves* generally alternate, sometimes opposite, mostly simple, and always destitute of *stipules*. *Flowers* usually racemose, very often small and inconspicuous, but shewy in many *Polygalas*. *Pedicelets* with 3 bractæ.

AFFINITIES. The structure of this order has been admirably explained by Messrs. Aug. de St. Hilaire and Moquin-Tandon, from whose memoir above quoted, the foregoing character and almost all that is said here is extracted, and to which I refer those readers who wish to study the subject more intimately. Before adverting to the affinities of this order, it will be useful to consider what is the nature of the irregularity of the flowers; an irregularity which is such as to obscure, in a great measure, the relative position of the sepals and petals. The calyx apparently consists of but three pieces, which are usually green, and like sepals in their common state; but their real number is 5, the two coloured lateral petal-like bodies, sometimes lying within the apparent sepals, being in reality part of the series of the calyx. The corolla is mostly monopetalous, and, if carefully examined, formed of 3 pieces; namely, the keel and two petals, all soldered together. We have, therefore, an abortion of two petals, according to the laws of alternation: but this is not all; there is not only an abortion of two petals, but of those two which would, if present, be found right and left of the keel. The monopetalous corolla is, therefore, formed by the cohesion of the two posterior and the one anterior petal of a pentapetalous corolla, of which the two lateral petals are suppressed. The keel has an appendage of an anomalous character, called technically a crest, and often consisting of one or even two rows of fringes or divisions, originating not from the margin but from within it, and sometimes cohering in a common membrane at their base. M. de St. Hilaire has satisfactorily shewn that this crest is nothing more than the deeply-lobed middle segment of a keel, with these lobes in such a state of cohesion that the central lobe is pushed outwards, while the lateral ones cohere by their own margins and with its back. The stamens are only 8, two therefore are suppressed; or in *Krameria* 4, one being suppressed. I may remark, in addition, that the relative position of the fifth sepal and petal respectively, was first indicated by Mr. Brown. *Denham*, 31.

Polygalæ are stationed by Decandolle between *Droseracæ* and *Tremandracæ*, and in the immediate vicinity of *Violacæ*. With the latter they are related on account of their hypogynous stamens, irregular flowers, and cucullate stigma; and with *Tremandracæ* on account of the caruncula of their seed. To *Fumariacæ* they approach in the general aspect of their flowers; but if my theory of the structure of that order be admitted, their resemblance would not be so great as it appears to be. *Leguminosæ* are perhaps, notwithstanding their perigynous stamens, the order with which *Polygalæ* have the greatest affinity: the irregularity of corolla is of a similar nature in both; there is in *Leguminosæ* a tendency to suppress the upper lateral petals, in *Erythrina*, as in *Polygala*; the ascending direction of the style and a cohesion of stamens are characters common to both orders. That part of the *Mémoires du Muséum* in which the second part of the paper above referred to is to appear, not having reached this country when the present sheet is sending to press, I have no means of knowing what

the views of St. Hilaire and Moquin-Tandon are of the affinities of the tribe.

GEOGRAPHY. Most of the genera are limited to one or two of the five parts of the globe; thus *Salomonina* is only found in Asia, *Soula-mea* in the Moluccas, *Muraltia* at the Cape of Good Hope, *Krameria* and *Securidaca* in the two Americas, and finally *Monnina* and *Badiera* in South America. *Comesperma* is found both in Brazil and New Holland, and, what is very remarkable, there is in the former country a species of the Cape genus *Mundia*. *Polygala* itself is found in four of the five parts; under the torrid zone and in temperate climates, at Cayenne, and on the mountains of Switzerland; it is, however, very unequally distributed. This genus inhabits almost every description of station, — dry plains, deep morasses, woods, mountains, cultivated and barren soils. *Comesperma* is only known in Brazilian woods, and *Monnina* and *Krameria* in open places.

PROPERTIES. Bitterness in the leaves and milk in the root are their usual characteristics; but the order has not been well investigated with respect to its qualities. *Polygala senega* root is stimulant, diuretic, sialagogue, expectorant, purgative, emetic, and sudorific, and also emmenagogue. It has been used with great success in croup. *Barton*, 2. 116. *P. sanguinea*, according to the same writer, possesses similar qualities. A peculiar vegetable principle, called *Senegin*, has been discovered by *Gehlen* in the root of *Polygala senega*, and *M. Reschier* is also said to have procured a principle called *Polygaline* from the same plant; but it is not known whether these two substances are the same. *Stephens and Church*, no. 103. The bark of *Monnina polystachya*, called *Yallhoy* in Peru, is stated to be extremely useful in cases of dysentery. It also possesses detersive properties in a great degree. The ladies of Peru ascribe the beauty of their hair to the use of its infusion, and the silversmiths of Huanaco employ it for cleansing and polishing their wrought silver. *Lambert's Illust. Cinch.* 132, &c. *Krameria*, a genus of an extremely anomalous structure, which, although most likely really belonging to the order, differs from it in many important points, is also remarkable for its tonic and excessively astringent qualities. Its root is sold in Europe under the name of *Ratanhia*, and is one of the substances which, in conjunction with gum kino, is used for adulterating port wine in England. According to *M. Cadet*, this root contains gallic acid, but neither tannin nor resin.

EXAMPLES. *Polygala*, *Krameria*, *Monnina*, *Securidaca*.

CXXX. VIOLACEÆ. THE VIOLET TRIBE.

VIOLARIÆ, *Dec. Fl. Fr.* 4. 301. (1805); *Juss. Ann. Mus.* 13. 476. (1811); *Dec. Prodr.* 1. 287. (1824).—**VIOLACEÆ**, *Liubl. Synops.* 35. (1829).

DIAGNOSIS. Polypetalous dicotyledons, with definite hypogynous stamens, concrete carpella, a 1-celled ovary with narrow parietal placentæ, 5 distinct sepals, an erect embryo, stipulate leaves, and a capsule with loculicidal dehiscence.

ANOMALIES. The berry of *Pentaloba* is 5-lobed, but there is only 1 style. The plants called *Sauvageæ*, if they really belong to the order, have a septical dehiscence.

ESSENTIAL CHARACTER.—*Sepals* 5, persistent, with an imbricate aestivation, usually elongated at the base. *Petals* 5, hypogynous, equal or unequal, usually withering, and with an obliquely convolute aestivation. *Stamens* 5, alternate with the petals, occasionally

opposite them, inserted on a hypogynous disk, often unequal; *anthers* bilocular, bursting inwards, either separate or cohering, and lying close upon the ovarium; *filaments* dilated, elongated beyond the anthers; two, in the irregular flowers, generally furnished with an appendage or gland at their base. *Ovarium* 1-celled, many-seeded, or rarely 1-seeded, with 3 parietal placentaë opposite the 3 outer sepals; *style* single, usually declinate, with an oblique hooded *stigma*. *Capsule* of 3 valves, bearing the placentaë in their axis. *Seeds* often with a tumour at their base; *embryo* straight, erect, in the axis of fleshy *albumen*.—*Herbaceous* plants or *shrubs*. *Leaves* simple, usually alternate, sometimes opposite, stipulate, entire, with an involute *vernation*. *Inflorescence* various.

AFFINITIES. Mr. Brown, in speaking of *Violaceæ*, mentions, in his Appendix to the Congo Voyage, a genus, at that time unpublished, called *Hymenantha*, having 5 scales alternating with the petals, with a bilocular berry, in each cell of which is a single pendulous seed. It appears very paradoxical to associate such a plant with an order otherwise well defined; and Mr. Brown himself seems to think it should be placed between *Violæ* and *Polygalæ*. The structure of this genus points out strongly the relation of *Violaceæ* to *Polygalæ*, to the latter of which, however, it rather appears to me to be referable. These two orders differ from each other, in the latter having a 2-celled not 1-celled ovarium, leaves without stipulaë, and 1-celled anthers. *Droseraceæ* are known from *Violaceæ* by their numerous styles, minute embryo, circinate leaves, and want of stipulaë. *Passifloreæ*, to which the baccate genera of *Violaceæ*, and especially *Corynostylis* (*Calyptרון*, *Dec.*), which has a twining stem, undoubtedly approach, are distinguished by a multitude of characters. The irregular flowers, dilated filaments and sepals, and stipulate leaves, of *Violaceæ*, usually indicate them at once; but the regular-flowered fruticose genera, which constitute the tribe of *Alsodineæ*, are not to be recognised by a combination of such characters.

GEOGRAPHY. Of these tribes, *Violæ* chiefly consist of European, Siberian, and American plants; a few only being found within the tropics of Asia. They are abundant in South America, the forms of which are, however, materially different from those of the more temperate parts of the world, most of them being shrubs, while the northern *Violets* are uniformly herbaceous, or nearly so. *Alsodineæ* are exclusively South American and African, with the exception (?) of *Pentaloba*, which, upon the authority of Loureiro, is Cochinchinese. *Sauvageæ* are exclusively South American or African.

PROPERTIES. The roots of all *Violaceæ* appear to be more or less emetic, a property which is strongly possessed by the South American species, and in a less degree only by those of Europe. Hence they form part of the herbs known under the name of *Ipecacuanha*. *Ionidium parviflorum* is used by the Spanish Americans, and *I. Poaya* by the Brazilians, as a substitute for *Ipecacuanha*. *Pl. Us.* 9. and 20. The root of another species, called *Poaya*, *Poaya da praia*, and *Poaya branca*, the *Ionidium Itubu* of Kunth, is commonly sold as true *Ipecacuanha*, to which it approaches very nearly in its properties. At Pernambuco it is esteemed the very best remedy that can be employed in dysentery; and the inhabitants of Rio-Grande-do-Norte consider it a specific against gout. *Ibid.* no. 11. The foliage of the *Conohoria Lobolobo* is used in Brazil for the same purposes as Spinach with us. Boiled, it becomes mucilaginous. *Ibid.* 10. *Viola canina* is reputed a powerful agent for the removal of cutaneous affections; and *Anchietea salutaris* is accounted by the Brazilians not only a purgative, but also a remedy against similar maladies. M. A. St. Hilaire remarks, that this notion deserves attention, as connected with the depurative properties ascribed in Europe to *Viola canina*, to which, although *Anchietea* is botanically related, there is nothing in its appearance which would have

led the Portuguese settlers to attribute the virtues of the one to the other. *Ibid.* no. 19. *Sauvagesia erecta* is very mucilaginous, on which account it has been used in Brazil for complaints of the eyes, in Peru in disorders of the bowels, and in the Antilles as diuretic, or rather in cases of slight inflammation of the bladder.

The sections adopted by Decandolle are these:—

1. VIOLEÆ.

Petals unequal. Sepals 3 outer and broader, 2 interior. Fruit with a loculicidal dehiscence. Stamens alternate with the petals; filaments dilated, extended beyond the anthers, distinct (approximated or contracted), or occasionally connate; cells of the anthers finally 2-valved.

EXAMPLES. Calyptrion, Viola, Glossarrhen.

2. ALSODINEÆ. *R. Brown Congo*, p. 21. (1818.)

Petals unequal. Stamens usually either connected at the base, or adhering to the inside of an elevated cup, situated between the petals and stamens.

EXAMPLES. Conohoria, Rinorea, Ceranthera.

3. SAUVAGEÆ.

Dehiscence of the capsule septical. Stamens 5, fertile, opposite the petals, distinct; filaments neither dilated nor extended beyond the anthers. Scales 5, petaloid, alternate with the stamens. Intermediate between Viola-cæ and Frankeniaceæ.

EXAMPLES. Sauvagesia, Lavrada.

CXXXI. PASSIFLOREÆ. THE PASSION-FLOWER TRIBE.

PASSIFLOREÆ, *Juss. Ann. Mus.* 6. 102. (1805); *Id. Dict. des Sciences Nat.* 38. 48. (1825); *Dec. Prodr.* 3. 321. (1828); *Achille Richard Dict. Class.* 13. 95. (1828).

DIAGNOSIS. Polypetalous dicotyledons, with definite perigynous stamens, filamentous or membranous processes upon the tube of the calyx, concrete carpella, a superior 1-celled ovarium with parietal placentæ, corolla with an imbricated æstivation, glandular leaves, arillate seeds, and embryo in the midst of fleshy albumen.

ANOMALIES. Some apetalous.

ESSENTIAL CHARACTER.—*Sepals* 5, sometimes irregular, combined in a tube of variable length, the sides and throat of which are lined by filamentous or annular processes, apparently metamorphosed petals. *Petals* 5, arising from the throat of the calyx, on the outside of the filamentous processes, occasionally wanting, sometimes irregular, imbricated in æstivation. *Stamens* 5, monadelphous, rarely indefinite, surrounding the stalk of the ovarium; *anthers* turned outwards, linear, 2-celled, bursting longitudinally. *Ovarium* seated on a long stalk, superior, 1-celled; *styles* 3, arising from the same point, clavate; *stigmas* dilated. *Fruit* surrounded by the calyx, stalked, 1-celled, with 3 parietal polyspermous placentæ, sometimes 3-valved. *Seeds* attached in several rows to the placenta, with a brittle sculptured testa surrounded by a pulpy arillus; *embryo* straight, in the midst of fleshy thin albumen; *radicle* turned towards the hilum; *cotyledons* flat, leafy.—*Herbaceous* plants or *shrubs*, usually climbing, very seldom arborescent. *Leaves* alternate, with foliaceous stipula, often glandular. *Flowers* axillary or terminal, often with a 3-leaved involucre.

AFFINITIES. The real nature of the floral envelopes of this remarkable order is a question upon which botanists entertain very different opinions, and their ideas of its affinities are consequently much at variance. According to Jussieu (*Dict. des Sciences*, 38. 49.), the “parts taken for petals are nothing but inner divisions of the calyx, usually in a coloured state, and

wanting in several species;" and therefore, in the judgment of this venerable botanist, the order is apetalous, or monochlamydeous. Decandolle adopts the same view of the nature of the floral envelopes as Jussieu; but he nevertheless considers the order polypetalous; a conclusion which I confess myself unable to understand, upon the supposition of the inner series of floral envelopes being calyx. Other botanists, and I think with justice, consider the outer series of the floral envelopes as the calyx, and the inner as the corolla, for two principal reasons. In the first place, they have the ordinary position and appearance of calyx and corolla, the outer being green, and the inner coloured; and, in the second place, there is no essential difference between the calyx and corolla, except the one being the outer, and the other the inner of the floral envelopes. And if the real nature of these parts is to be determined by analogy, an opinion in which I do not, however, concur, the great affinity, as I think, of the order with Violaceæ would confirm the idea of its being polypetalous rather than apetalous. The nature of the filamentous appendages, or rays as they are called, which proceed from the orifice of the tube, and of the membranous or fleshy, entire or lobed, flat or plaited, annular processes which lie between the petals and the stamens, is ambiguous. I am disposed to refer them to a peculiar form of petals, rather than to the stamens, for the reasons which I have assigned in the *Hort. Trans.* vol. 6. p. 309, for understanding the normal metamorphosis of the parts of fructification to be centripetal. There can, at least, be no doubt of their being of an intermediate nature between petals and stamens. With regard to the affinity of Passifloreæ, Jussieu, swayed by the opinion he entertains of their being apetalous, and Decandolle, who partly agrees and partly disagrees with Jussieu in his view of their structure, both assign the order a place near Cucurbitaceæ; but when we consider the stipitate fruit, occasionally valvular, the parietal placentæ, the sometimes irregular flowers, the stipulate leaves, and the climbing habit of these plants, it is difficult not to admit their affinity with Capparideæ and Violaceæ, the dilated disk of the former of which is probably analogous to the innermost of the annular processes of Passiflora. That the fleshy covering of the seeds in this order is a real arillus, is clear from the seeds of a capsular species nearly related to *Pass. capsularis*, but apparently unpublished, a drawing of which, by M. Ferdinand Bauer, exists in the Library of the Horticultural Society. In this plant the apex of the sculptured testa is uncovered by the arillus.

GEOGRAPHY. These plants are the pride of South America and the West Indies, where the woods are filled with their species, which climb about from tree to tree, bearing at one time flowers of the most striking beauty, and of so singular an appearance, that the zealous Catholics who discovered them, adapted Christian traditions to those inhabitants of the South American wildernesses; and at other times fruit, tempting to the eye and refreshing to the palate. One or two extend northwards into North America. Several are found in Africa and the neighbouring islands; and a few in the East Indies, of which the greater part belong to the genus *Modecca*.

PROPERTIES. Nothing is known of the properties of this order further than that the succulent arillus and pulp that surround the seeds are fragrant, juicy, cooling, and pleasant, in several species.

EXAMPLES. *Passiflora*, *Tacsonia*, *Murucuja*, *Smeathmanuia*.

CXXXII. MALESHERBIACEÆ.

MALESHERBIACEÆ, *Don in Jameson's Journal*, 321. (1826). — PASSIFLOREÆ, § Malesherbiæ, *Dec. Prodr.* 3. 337. (1826).

DIAGNOSIS. Polypetalous dicotyledons, with definite perigynous stamens, a membranous ring at the mouth of the tube of the calyx, concrete carpella, a superior 1-celled ovarium with parietal placentæ, styles widely apart at the base, corolla with a twisted æstivation, exstipulate glandless leaves, exarillate seeds, and an embryo in the midst of fleshy albumen.

ANOMALIES.

ESSENTIAL CHARACTER.—*Calyx* tubular, membranous, inflated, 5-lobed, the lobes with an imbricated æstivation. *Petals* 5, alternate with the segments of the calyx, persistent, with a convolute æstivation, arising from without a short membranous rim or corona. *Stamens* 5 or 10, perigynous; *filaments* filiform, distinct, or connected with the stalk of the ovarium; *anthers* versatile. *Ovarium* superior, stipitate, 1-celled, with the placentæ at the base, from which the ovules arise by the intervention of umbilical cords; *styles* 3, filiform, very long, arising from distinct points of the apex of the ovarium; *stigmas* clavate. *Fruit* capsular, 1-celled, 3-valved, membranous more or less, many-seeded. *Seeds* attached by umbilical cords to placentæ arising either from the axis of the valves, or from their base; *testa* crustaceous, brittle, with a fleshy crest, and no arillus; *embryo* taper, in the midst of fleshy albumen, with the radicle next the hilum.—*Herbaceous* or *half-shrubby* plants. *Leaves* alternate, lobed, without stipulæ. *Flowers* axillary or terminal, solitary, yellow or blue.

AFFINITIES. According to Mr. Don, by whom these plants were first considered the rudiments of an order, “they agree on the one hand with Passifloreæ, and on the other with Turneraceæ;” and I am persuaded that this is their true position. From the former they differ in the insertion of their styles, in their versatile anthers, in their short placentæ, membranous fruit, taper embryo, want of arillus and of stipules, and altogether in their habit: from Turneraceæ, to which their habit quite allies them, they differ in the presence of a perigynous membrane, in the remarkable insertion of the styles, and in the want of all trace of an arillus; agreeing with that order in the æstivation of the corolla, and in the principal other points of their structure. I have modified the essential character of the order, in consequence of the inspection of a Chilian plant, of which specimens are in my possession.

GEOGRAPHY. Natives of Chile.

PROPERTIES. Unknown, except as objects of great beauty.

EXAMPLE. Malesherbia.

CXXXIII. TURNERACEÆ.

LOASEÆ, § Turneraceæ, *Kunth N. G. et Sp.* 6. 123. (1823). — TURNERACEÆ, *Dec. Prodr.* 3. 345. (1826).

DIAGNOSIS. Polypetalous dicotyledons, with 5 perigynous stamens, concrete carpella, a superior 1-celled ovarium with 3 parietal placentæ, corolla with a twisted æstivation, and embryo in the midst of fleshy albumen.

ANOMALIES.

ESSENTIAL CHARACTER.—*Calyx* inferior, often coloured, with 5 equal lobes, imbricated in æstivation. *Petals* 5, inserted into the tube of the calyx, equal, with a twisted æstivation. *Stamens* 5, inserted into the tube of the calyx below the petals, with which they are alternate; *filaments* distinct; *anthers* oblong, erect, 2-celled. *Ovarium* superior, 1-celled, with 3 parietal placentæ; *ovules* indefinite; *styles* 3 or 6, cohering more or less,

and simple branched or multifid at the apex. *Capsule* 3-valved, 1-celled, opening from the point about as far as the middle, the valves bearing the placenta in the middle. *Seeds* with a thin membranous arillus on one side, crustaceous, reticulated; *embryo* slightly curved, in the middle of fleshy albumen; *radicle* turned towards the hilum; *cotyledons* somewhat plano-convex.—*Herbaceous* plants, having sometimes a tendency to become shrubby, with a simple pubescence, which does not sting. *Leaves* alternate, simple, without stipulae, with occasionally 2 glands at the apex of the petiole. *Flowers* axillary, their pedicel either distinct or cohering with the petiole; with 2 bracteolae. *Petals* yellowish, rarely blue.

AFFINITIES. Placed by Decandolle between Loaseae and Fouquieriaceae, chiefly, it should seem, on account of its manifest relation to the former, and its perigynous stamens. To me it appears that those botanists are right who place it in the vicinity of Cistineae, from which it differs more in the insertion of the stamens, and in the approximation of the radicle to the hilum, than in any other character, agreeing with them very much in habit. With Malvaceae they agree in the twisted aestivation of the corolla, and in habit. With Loaseae and Passifloreae they have also much in common; and the circumstance of their certain relationship to Cistineae gives great weight to the ingenious approximation, by M. Du Petit Thouars, of Passifloreae to Violaceae. The presence of glands upon the ends of the petioles of Turneraceae is a confirmation of their affinity to the former. They are distinguished from Loaseae by their fruit being superior and 1-celled, with parietal placentas, and by their definite stamens; the former character is, however, weakened by the nearly superior fruit of some Loaseae.

GEOGRAPHY. Natives exclusively of the West Indies and South America. There seems no good reason for supposing *Turnera trioniflora* to be a native of Japan.

PROPERTIES. Unknown.

EXAMPLES. *Turnera*, *Piriqueta*.

CXXXIV. CISTINEÆ. THE ROCK-ROSE TRIBE.

CISTI, *Juss. Gen.* 294. (1789).—*CISTOIDEÆ*, *Vent. Tabl.* 3. 219. (1799).—*CISTINEÆ*, *Dec. Prodr.* 1. 263. (1824); *Lincl. Synops.* 36. (1829).

DIAGNOSIS. Polypetalous dicotyledons, with indefinite hypogynous stamens, concrete carpella, a 1-celled ovarium with narrow parietal placenta, 5 sepals, and an inverted embryo.

ANOMALIES.

ESSENTIAL CHARACTER.—*Sepals* 5, continuous with the pedicel, persistent, unequal, the three inner with a twisted aestivation. *Petals* 5, hypogynous, very fugitive, crumpled in aestivation, and twisted in a direction contrary to that of the sepals. *Stamens* indefinite, hypogynous, distinct; *anthers* innate. *Ovarium* distinct, 1- or many-celled; *ovula* with the foramen at their apex; *style* single; *stigma* simple. *Fruit* capsular, usually 3- or 5-valved, occasionally 10-valved, either 1-celled with parietal placenta in the axis of the valves, or imperfectly 5- or 10-celled with dissepiments proceeding from the middle of the valves, and touching each other in the centre. *Seeds* indefinite in number. *Embryo* inverted, either spiral or curved in the midst of mealy albumen.—*Shrubs* or *herbaceous* plants. *Branches* often viscid. *Leaves* usually entire, opposite or alternate, stipulate or exstipulate. *Racemes* usually unilateral. *Flowers* white, yellow, or red, very fugacious.

AFFINITIES. Distinguished from Violaceae, with which they were formerly confounded, by their indefinite stamens and inverted embryo; from Bixineae by this last character, by their mealy albumen, habit, and not having the leaves ever dotted; from Hypericineae by the latter character, and the structure of their fruit.

GEOGRAPHY. S. Europe and the north of Africa are the countries that Cistineæ chiefly inhabit. They are rare in North America, extremely uncommon in South America, and scarcely known in Asia.

PROPERTIES. None, except that the resinous balsamic substance, called Labdanum, is obtained from *Cistus creticus*.

EXAMPLES. *Cistus*, *Helianthemum*.

CXXXV. BIXINEÆ. THE ARNOTTO TRIBE.

BIXINEÆ, *Kunth Diss. Malv.* p. 17. (1822); *Dec. Prodr.* l. 259. (1824).

DIAGNOSIS. Polypetalous dicotyledons, with indefinite hypogynous stamens, concrete carpella, a 1-celled ovarium with narrow parietal placenta, 4-7 sepals, and an erect embryo.

ANOMALIES. Corolla often wanting.

ESSENTIAL CHARACTER.—*Sepals* 4-7, either distinct or cohering at the base, with an imbricated aestivation. *Petals* 5, like the sepals, or wanting. *Stamens* indefinite, distinct, inserted upon a receptacle at the base of the calyx; *anthers* 2-celled. *Ovarium* superior, sessile, 1-celled; *ovula* proceeding from 4 to 7 parietal placenta; *style* single, or in 2 or 4 divisions. *Fruit* capsular, or berried, 1-celled, many-seeded. *Seeds* attached to parietal placenta, and enveloped in pulp; *albumen* either fleshy or very thin; *embryo* included, either straightish or curved, with leafy *cotyledons*; *radicle* pointing to the hilum. — *Trees* or *shrubs*. *Leaves* alternate, simple, entire, usually with pellucid dots; *stipules* deciduous; *peduncles* axillary, 1- many-flowered, with bractea.

AFFINITIES. The carpological characters of this order are very much those of Cistineæ and Homalineæ; from the former, Bixineæ differ in the position of their radicle, and in many other particulars; from the latter they are distinguished by their hypogynous stamens, and consequently superior fruit, by the distinct nature of the sepals and petals, when the latter are present, &c. Their dotted leaves are remarkable among all the neighbouring orders, and would alone suffice to characterise them, if they were constant, but they are occasionally not dotted. Some of the genera were formerly referred to Rosaceæ; but the affinity of this order with that is very weak; the plants which were formerly placed in it were imperfectly known.

GEOGRAPHY. All natives of the hotter parts of America, or of the islands of the Mauritius.

PROPERTIES. *Bixa* yields the substance known to the English by the name of Arnotto, and to the French by that of Rocou. It is the pulp that envelopes the seeds, and which is slightly purgative and stomachic. Farmers use it to stain their cheeses, and dyers for a reddish colour. The bark of *Ludia* is said to be emetic: but it is uncertain whether that genus does not belong to Homalineæ.

EXAMPLES. *Bixa*, *Prockia*.

CXXXVI. SARRACENIÆ.

SARRACENIÆ, *Turpin in Dict. des Sc. c. ic.* (?); *De la Pylaic in Ann. Linn. Par.* 6. 338. t. 13. (1827); *Hooker FL. Boreal. Am.* p. 33. (1829).

DIAGNOSIS. Polypetalous dicotyledons, with hypogynous indefinite distinct stamens, concrete carpella, an ovarium of several cells with the placenta

in the axis, a regular calyx with imbricate æstivation, and a peltate petaloid persistent stigma.

ANOMALIES.

ESSENTIAL CHARACTER.—*Sepals* 5, persistent, often having a 3-leaved involucrem on the outside; *æstivation* imbricate. *Petals* 5, hypogynous, unguiculate, concave. *Stamens* indefinite, hypogynous; *anthers* oblong, adnate, 2-celled, bursting internally and longitudinally. *Ovarium* superior, 5-celled, with polyspermous placenta in the axis; *style* single; *stigma* much dilated, peltate, with 5 angles. *Capsule* crowned by the persistent stigma, with 5 cells and 5 loculicidal valves. *Seeds* very numerous, minute, slightly warted, covering 5 large placenta, which project from the axis into the cavity of the cells; *albumen* abundant; *embryo* cylindrical, lying near the base of the seed, with the *radicle* turned to the *hilum*.—*Herbaceous* perennial plants, living in bogs. *Roots* fibrous. *Leaves* radical, with a hollow urn-shaped petiole, at the apex of which is articulated the lamina, which covers the petiole like a lid. *Scapes* each having one large flower, of a more or less herbaceous colour.

AFFINITIES. These are not well made out. It is usual to refer *Sarracenia* to the vicinity of *Papaveraceæ*, on account of its remarkably dilated stigma, which is compared to the radiant stigma of *Papaver*, its indefinite stamens and small embryo lying at the base of copious albumen; and there can be no doubt that these points of resemblance are important. But I believe it is also akin to *Droseraceæ*, or at least to that order, whatever it may be, which shall finally comprehend *Dionæa*. With this genus no one has suspected the analogy of *Sarracenia*; a circumstance which has arisen, I presume, chiefly from attention having been turned to the fructification rather than the vegetation of those genera. If we compare the foliage of *Dionæa* with that of *Sarracenia*, we shall find that the pitcher of the latter is represented by the dilated footstalk of the former, which only requires its margins to cohere to be identical with it, and that the lid of the pitcher of the latter is analogous to the irritable lamina of the former. In both genera the stamens are hypogynous; both have a single stigma, which in *Sarracenia* is petaloid, in *Dionæa* is merely fringed; both have an embryo lying at the base of copious albumen, and both have polyspermous placenta. In the internal arrangement of the fruit the two genera are dissimilar; but the differences depend upon peculiar modifications of structure, which cannot be considered to affect affinities otherwise so strongly indicated. In the remarkable structure of the leaves this order agrees with *Nepentheæ*, which are probably not so distantly related as they are usually supposed to be, and also with a single genus of *Rosaceæ* (*Cephalotus*).

GEOGRAPHY. They are exclusively confined to the bogs of North America.

PROPERTIES. Unknown.

EXAMPLE. *Sarracenia*.

CXXXVII. DROSERACEÆ. THE SUNDEW TRIBE.

DROSERACEÆ, *Dec. Théorie*, 214. (1819); *Prodr.* 1. 317. (1814); *Lindl. Synops.* 33. (1829).

DIAGNOSIS. Polypetalous dicotyledons, with definite hypogynous stamens, concrete carpella, a 1-celled ovary with narrow parietal placenta, 5 sepals, an erect embryo, and circinate veneration.

ANOMALIES. The anthers of *Byblis* and *Roridula* open by pores. Veneration not circinate in *Dionæa*.

ESSENTIAL CHARACTER.—*Sepals* 5, persistent, equal, with an imbricate æstivation. *Petals* 5, hypogynous. *Stamens* distinct, withering, either equal in number to the petals and alternate with them, or 2, 3, or 4 times as many. *Ovarium* single; *styles* 3-5, either wholly distinct, or slightly connected at the base, bifid or branched. *Capsule* of 1 or 3

cells, and 3 or 5 valves, which bear the placenta either in the middle or at their base. *Seeds* either naked or furnished with arillus. *Embryo* straight, erect, in the axis of a fleshy or cartilaginous albumen. *Cotyledons* rather thick.—Delicate *herbaceous* plants, often covered with glands. *Leaves* alternate, with *stipulary* cilia and a circinate veneration. *Peduncles*, when young, circinate.

AFFINITIES. Nearly allied to Violaceæ, from which their circinate veneration, several styles, minute embryo, and exstipulate leaves, distinguish them. They are also no doubt related to Saxifrageæ, to which order it is possible that one of the genera referred to Droseraceæ by Decandolle (Romanzovia), actually belongs. The most material circumstance that separates them from Saxifrageæ is their hypogynous, not perigynous stamens. But when we consider how difficult it frequently is, to determine whether the point of origin of the stamens in Saxifrageæ is from the calyx or from below the ovarium, this distinction will cease to have much value. Besides the line of origin of the stamens, these two orders are also distinguished by their veneration and placentation; but in the latter respect Parnassia among Saxifrageæ accords with Droseraceæ; and in the former Dionæa among Droseraceæ accords with Saxifrageæ. It is not, however, quite certain that this last-mentioned genus is actually referable to Droseraceæ, from which it differs remarkably in the structure of its ovarium, in its style, and in its foliage. I am persuaded that Droseraceæ are fully as nearly related to Saxifrageæ as to Violaceæ; and this fact shews how much the artificial distribution of orders is at variance with natural affinities. Droseraceæ are also allied to Sarraceniæ: see that order.

GEOGRAPHY. At the Cape of Good Hope, in South America, North America, New Holland, China, Europe, Madagascar, the East Indies, wherever there are marshes or morasses, these plants are found. *Drosophyllum lusitanicum* is remarkable for growing on the barren sands of Portugal.

PROPERTIES. The leaves of *Dionæa muscipula* are irritable, and collapse when touched. The common *Droseras* are rather acid, slightly acrid, and, according to some, poisonous to cattle. The *Drosera communis* of Brazil is said by M. A. St. Hilaire to be poisonous to sheep. *Pl. Usuelles*, no. 15.

EXAMPLES. *Drosera*, *Drosophyllum*.

CXXXVIII. NEPENTHÆ. THE PITCHER-PLANT TRIBE.

ABISTOLOCHLE, § *Nepenthinæ*, *Link Handb.* 1. 369. (1829).

DIAGNOSIS. Apetalous dicotyledons, with a 4-celled ovarium, indefinite ovula, a regular imbricated calyx, and pitcher-shaped leaves.

ANOMALIES. The direction of the radicle uncertain.

ESSENTIAL CHARACTER.—*Flowers* dioecious. *Calyx* 4-leaved, inferior, oppositely imbricated in aestivation. *Stamens* cohering in a solid column, bearing at the apex about 16 anthers, collected in various directions in one head; *anthers* 2-celled, opening longitudinally and externally. *Ovarium* superior, 4-cornered, 4-celled, with an indefinite number of ascending ovules attached to the sides of the dissepiments; *stigma* sessile, simple. *Fruit* capsular, 4-celled, 4-valved, with the seeds sticking to the sides of the dissepiments, which proceed from the middle of the valves. *Seeds* indefinite, very minute, fusiform, with a lax outer integument; *albumen* oblong, much less than the seed, lying about the middle of the outer integument; *embryo* in the midst of fleshy albumen, with 2 cotyledons placed face to face; (*radicle* turned towards the hilum, *Ad. Brougn. Nees*, and *Esenbeck*; turned to the extremity opposite the hilum, *Richard*).—*Herbaceous* or *half-shrubby* caulescent plants. *Leaves* alternate, slightly sheathing at the base, with a dilated foliaceous petiole, pitcher-shaped at the end, which is articulated with a lid-like lamina. *Racemes* terminal, dense, many-flowered.

AFFINITIES. The relation that is borne by the highly curious plants which this order contains was not even guessed at until M. Adolphe Brongniart pointed out a resemblance between them and Cytineæ, which had not before been suspected, but which he considered so important as to justify him in placing it in the same order. While we admit the ingenuity with which this opinion is sustained, it is impossible to agree with M. Brongniart in the conclusion at which he has arrived. To say nothing of the extreme dissimilarity in habit between these plants, the structure of their fruit appears to me essentially different; and the seeds of Cytinus being unknown, the resemblance between it and Nepenthes is reduced to a similarity in the arrangement of the anthers, which cannot in the present case be considered of much importance, as it in some degree depends upon the unisexuality of the flowers of both genera. It appears to me that, in the existing state of our knowledge, there is no order to which Nepenthes can be safely approximated: it has a remote affinity with Droseraceæ, but a number of connecting links is required to fill up the space between them. The best account of the structure of Nepenthes will be found in the *Ann. des Sc.* 1. 42. and 3. 366. The structure of the pitcher-shaped leaves is analogous to that of Sarraceniæ, and Cephalotus among Rosaceæ. The water contained in the unopened pitcher of a plant which flowered in the Botanic Garden, Edinburgh, was found by Dr. Turner "to emit, while boiling, an odour like baked apples, from containing a trace of vegetable matter, and to yield minute crystals of superoxalate of potash on being slowly evaporated to dryness." *B. Mag.* 2798. There is a good account of the germination of Nepenthes, in Jameson's Journal for April 1830, from which it may be concluded that the long loose tunic of the seed is intended to act at first as a buoy, to float the seed upon the surface of the water, and afterwards as an anchor, to keep it fast upon the mud until it can have struck root.

GEOGRAPHY. All natives of swamps in the East Indies and China.

PROPERTIES. Unknown.

EXAMPLE. *Nepenthes*.

CXXXIX. LINEÆ. THE FLAX TRIBE.

LINEÆ, Dec. Théorie, ed. 1. 217. (1819); *Prodr.* 1. 423. (1824); *Lindl. Synops.* 53. (1829).

DIAGNOSIS. Polypetalous dicotyledons, with definite hypogynous stamens, concrete carpella, an entire ovarium of several cells with placentæ in the axis, an imbricated regular calyx, symmetrical flowers, definite pendulous ovules, distinct style, capitate stigmas, stamens immediately hypogynous, flat cotyledons, and a capsular many-celled fruit.

ANOMALIES.

ESSENTIAL CHARACTER.—*Sepals* 3-4-5, with an imbricated æstivation, continuous with the peduncle, persistent. *Petals* equal in number to the sepals, hypogynous, unguiculate, with a twisted æstivation. *Stamens* equal in number to the petals, and alternate with them, united at the base in a hypogynous ring, from which proceed little teeth opposite to the petals, and indicating abortive stamens; *anthers* ovate, innate. *Ovarium* with about as many cells as sepals, seldom fewer; *styles* equal in number to the cells; *stigmas* capitate. *Capsule* generally pointed with the indurated base of the styles, many-celled; each cell partially divided in two by an imperfect spurious dissepiment, and dehiscing with two valves at the apex. *Seeds* in each cell single, compressed, inverted; *albumen* usually absent; inner lining of the *testa* tumid; *embryo* straight, fleshy, with the radicle pointing towards the hilum; *cotyledons* flat.—*Herbaceous* plants, or small *shrubs*. *Leaves* entire, without stipule, usually alternate. *Petals* very fugitive.

AFFINITIES. It is remarked by Decandolle, that these are intermediate, as it were, between Caryophyllææ, Malvaceæ, and Geraniaceæ, from all which, however, they are obviously distinguished.

GEOGRAPHY. Europe and the north of Africa are the principal stations of this order, which is, however, scattered more or less over most parts of the globe. Several are natives of North and South America, 2 only are found in India, 1 in New Zealand, and none in New Holland; for the *L. angustifolium* mentioned by Decandolle as having been sent him from that country, had probably, as he suggests, been introduced from Europe. It is stated by Dr. Richardson, that the most northern limit of this order in North America is 54° N. *Ed. P. J.* 12. 209.

PROPERTIES. The tenacity of their fibre, and the mucilage of their diuretic seeds, are the striking characters of Linææ, which are also usually remarkable for the beauty of their flowers. The leaves of *L. catharticum* are purgative. *Linum selaginoides* is considered in Peru bitter and aperient. *Dec.*

EXAMPLES. *Linum, Radiola.*

CXL. CARYOPHYLLÆÆ. THE CHICKWEED TRIBE.

CARYOPHYLLÆÆ, Juss. Gen. 299. (1789); *Dec. Prodr.* 1. 351. (1824); *Lindl. Synops.* p. 43. (1829).

DIAGNOSIS. Polypetalous dicotyledons, with definite hypogynous stamens, concrete carpella, an ovarium of 1 or several cells with placentæ in the axis, an imbricated calyx, symmetrical flowers, an embryo coiled round mealy albumen, and opposite entire leaves with herbaceous stems.

ANOMALIES. Some are apetalous; others are accidentally unsymmetrical in their fructification.

ESSENTIAL CHARACTER.—*Sepals* 4-5, continuous with the peduncle; either distinct, or cohering in a tube, persistent. *Petals* 4-5, hypogynous, unguiculate, inserted upon the pedicel of the ovarium; occasionally wanting. *Stamens* twice as many as the petals, inserted upon the pedicel of the ovarium along with the petals; *filaments* subulate, sometimes monadelphous; *anthers* innate. *Ovarium* stipitate on the apex of a pedicel (called the gynophorus); *stigmata* 2-5, sessile, filiform, papillose on the inner surface. *Capsule* 2-5-valved, either 1-celled or 2-5-celled, in the latter case with a loculicidal dehiscence. *Placenta* central, in the 1-celled capsules distinct, in the 2-5-celled capsules adhering to the edge of the dissepiments. *Seeds* indefinite in number, rarely definite; *albumen* mealy; *embryo* curved round the albumen; *radicle* pointing to the hilum.—*Herbaceous* plants, occasionally becoming *suffrutescens*. *Stems* tumid at the articulations. *Leaves* always opposite and entire, often connate at the base.

AFFINITIES. On the one hand these plants are allied to Frankeniaceæ, with which they agree in their unguiculate petals, bearing processes at their orifice, and in some measure in habit; and on the other to Linææ, from which they are principally distinguished by their unilocular, or, if plurilocular, several-seeded capsules, and albuminous seeds. Geraniaceæ, Oxalidææ, Violaceæ, and Portulacææ, are all also allied in many particulars, but they are readily distinguished. Elatinææ differ in their exalbuminous seeds and capitate stigmas. Bartling combines in one order Caryophyllææ, Paronychiææ, Amarantaceæ, Phytolacææ, and Chenopodææ; and all these orders, although artificially separated widely, do in fact concur in a number of essential points; but the rest may be readily known from Caryophyllææ by their want of petals; their combining character is the embryo curved round the albumen, in which particular Polygoneæ also agrees with them. *Macræa*, a genus of mine, which Mr. Don states to be the same as *Viviania*, a neglected

genus of Cavanilles (see *Jameson's Journal*, Jan. 1830, p. 170.), if really belonging to the order, differs remarkably in the curved embryo lying, according to Dr. Hooker, in the midst of fleshy albumen, in its dry persistent petals, and in the vernalion of both the calyx and petals; but I incline to think that this remarkable genus indicates the existence of an order allied to Frankeniaceæ or Geraniaceæ more closely than to Caryophyllææ. *Hydropityon*, doubtfully referred here by Decandolle, belongs to Scrophularineæ, as I learn from Mr. Bentham.

GEOGRAPHY. Natives principally of the temperate and frigid parts of the world, where they inhabit mountains, hedges, rocks, and waste places. Those which are found within the tropics are usually natives of high elevations and mountainous tracts, almost always reaching the limits of eternal snow, where many of them exclusively vegetate. The Mollugos are the most tropical form of the order. A little plant, called *Physa*, is found in Madagascar; and some *Silenes* are scattered in many different parts of the globe. According to the calculations of Humboldt, Caryophyllææ constitute $\frac{1}{2}$ of the flowering plants of France, $\frac{1}{27}$ of Germany, $\frac{1}{17}$ of Lapland, $\frac{1}{2}$ of North America.

PROPERTIES. Remarkable for little except their uniform insipidity. A few, such as the *Dianthuses* and *Lychnises*, are handsome flowers; but the greater part are mere weeds. *Saponaria officinalis*, *Gypsophila Ostruthium*, *Lychnis dioica*, and *L. chalconica*, have saponaceous properties: *Saponaria* has been used in syphilis. *Arenaria peploides*, having been fermented, is used in Iceland as a sort of food. A decoction of the root of *Silene virginica* is said to have been employed in North America as anthelmintic. *Dec.*

Decandolle admits two sections (*Prodr.* 1.)

1. SILENEÆ.

Sepals united in a cylindrical tube.

EXAMPLES. *Lychnis*, *Dianthus*.

2. ALSINEÆ. *Dec. Fl. Franc.* 4. 766.

Sepals distinct, or only cohering at the base.

EXAMPLES. *Stellaria*, *Alsine*.

CXLI. FRANKENIACEÆ.

FRANKENIACEÆ, *Aug. St. Hilaire Mém. Plac. Centr.* 39. (1815); *Dec. Prodr.* 1. 349. (1824); *Lindl. Synops.* 33. (1829).

DIAGNOSIS. Polypetalous dicotyledons, with definite hypogynous stamens, concrete carpella, a 1-celled ovarium with narrow parietal placentæ, 5 connate sepals, an erect embryo, exstipulate leaves, and a capsule with septicidal dehiscence.

ANOMALIES. None, if *Luxemburgia* be excluded.

ESSENTIAL CHARACTER.—*Sepals* 4-5, united in a furrowed tube, persistent, equal. *Petals* alternate with the sepals, hypogynous, unguiculate, with appendages at the base of the limb. *Stamens* hypogynous, either equal in number to the petals, and alternate with them, or having a tendency to double the number; *anthers* roundish, versatile. *Ovary* superior; *style* filiform, 2-fid or 3-fid. *Capsule* 1-celled, enclosed in the calyx, 2-3- or 4-valved, many-seeded; *dehiscence* septicidal. *Seeds* attached to the margins of the valves, very minute; *embryo* straight, erect, in the midst of albumen (divided into two plates, *Gærtn. fl.*)—*Herbaceous* plants or *under-shrubs*. *Stems* very much branched. *Leaves* opposite, exstipulate, with a membranous sheathing base; often revolute at the edge. *Flowers* sessile in the divisions of the branches, and terminal, embosomed in leaves, usually pink.

AFFINITIES. Allied on the one hand to Caryophyllææ, from which

they are distinguished by their different placentation, and by the form of their embryo; to Lineæ, from which they are known by their unilocular fruit; and on the other to Violacæ, which differ in having a loculicidal, not septicidal, dehiscence. Their habit is that of Amarantacæ and Illecebrea, from which their petals and compound fruit divide them.

GEOGRAPHY. This order is chiefly found in the north of Africa and south of Europe. Two species are natives of the Cape of Good Hope, 1 of South America, 4 of New Holland, and 3 of temperate Asia. None have been found in tropical India or North America.

PROPERTIES. Unknown.

EXAMPLE. Frankenia.

CXLII. TAMARISCINEÆ. THE TAMARISK TRIBE.

TAMARISCINEÆ, *Desvaux, in a Dissertation read before the French Institute (in 1815), according to the Ann. Sc. Nat. 4. 344. (1825); A. St. Hil. Mem. Mus. 2. 205. (1816); Ehrenb. in Annales des Sciences, 12. 68. (1827); Dec. Prodr. 3. 95. (1828); Lindl. Synops. 61. (1829).*

DIAGNOSIS. Polypetalous dicotyledons, with definite hypogynous stamens, concrete carpella, a 1-celled ovary with placentæ at the base, no stipulæ, shrubby stems, comose seeds, and a 4- or 5-parted calyx.

ANOMALIES.

ESSENTIAL CHARACTER.—*Calyx* 4- or 5-parted, persistent, with an imbricated æstivation. *Petals* inserted into the base of the calyx, withering, with an imbricated æstivation. *Stamens* hypogynous, either equal to the petals in number, or twice as many, distinct or monadelphous. *Ovary* superior; *style* very short; *stigmata* 3. *Capsule* 3-valved, 1-celled, many-seeded; *placentæ* 3, either at the base of the cavity, or along the middle of the valves. *Seeds* erect or ascending, comose; *albumen* none; *embryo* straight, with an inferior radicle.—*Shrubs* or *herbs*, with rod-like branches. *Leaves* alternate, resembling scales, entire. *Flowers* in close spikes or racemes.

AFFINITIES. According to Decandolle (*Prodr.* 3. 95.), who places the order among those with perigynous stamens, related to Portulacæ (or Illecebrea), on account of the resemblance between their flowers and those of Telephium; but they differ in their parietal exalbuminous comose seeds. Also allied to Lythriacæ and Onagracæ, but differing from the former in the imbricated æstivation, the petals arising from the bottom of the calyx, and parietal seeds; and from the latter in their superior ovary, and the imbricated æstivation of the calyx. Dr. Ehrenberg asserts the order to have hypogynous stamens (*Ann. des Sc.* 12. 77.), and this agrees with my own observations. The same botanist, in separating the *Tamarix songarica* of Willdenow from Tamariscinæ, and referring it to the vicinity of Reaumuria, establishes the affinity of Tamariscinæ to the order of Reaumuriacæ. Its true station appears to me to be next Frankeniaceæ.

GEOGRAPHY. Exclusively confined to the northern hemisphere, and even to its eastern half, that is, to the old world, on which they extend as far as the Cape de Verds. They usually grow by the sea-side, but occasionally by the edges of rivers and torrents. The maximum of species and of individuals also is found in the basin of the Mediterranean. The order appears bounded on the south by the 8° or 9° parallel of N. lat., and on the north by that of 50° and 55° in Siberia, Germany, and England. *Ehrenb.*

PROPERTIES. The bark is slightly bitter, astringent, and probably tonic. *T. gallica* and *africana* are remarkable for the quantity of sulphate of soda

which their ashes contain. *Dec.* Dr. Ehrenberg found that the Manna of Mount Sinai is produced by a variety of *Tamarix gallica*. This substance, being analysed by M. Mitscherlich, was found to contain no crystallisable Mannite, but to consist wholly of pure mucilaginous sugar. *Ann. des Sc. l. c.*

EXAMPLES. *Tamarix*, *Myricaria*.

CXLIII. ELATINEÆ. THE WATER-PEPPER TRIBE.

ELATINEÆ, *Cambessédes in Mem. Mus.* 18. 225. (1829).

DIAGNOSIS. Polypetalous dicotyledons, with definite hypogynous distinct stamens, concrete carpella, an ovarium of several cells with the placentæ in the axis, an imbricated calyx, symmetrical flowers, indefinite exalbuminous seeds with a straight embryo, capitate stigmas, a fruit with the valves alternate with the septa, and a persistent axis and herbaceous stems.

ANOMALIES.

ESSENTIAL CHARACTER.—*Sepals* 3-5, distinct, or slightly connate at the base. *Petals* hypogynous, alternate with the sepals. *Stamens* hypogynous, usually twice as numerous as the petals. *Ovarium* with from 3 to 5 hypogynous cells, an equal number of styles, and capitate stigmas. *Fruit* capsular, 3-5-celled, with the valves alternate with the septa, which usually adhere to a central axis, but in *Merimea* to the valves separating from the axis. *Seeds* numerous, with a straight embryo, whose radicle is turned to the hilum, and no albumen.—*Annuals*, found in marshy places. *Stems* fistulous, rooting. *Leaves* opposite, without stipulæ.

AFFINITIES. This little order has been recently established by M. Cambessédes, who distinguishes them from *Caryophyllæ*, with which a part of them had been confounded, by their capitate stigmata, by the dehiscence of their fruit, and by their want of albumen. They agree with *Hypericineæ* in many respects, even in the presence of receptacles of resinous secretions; but differ in having a persistent central axis in the fruit, definite stamens, and so forth.

GEOGRAPHY. Found in marshes in the four quarters of the globe. The *Elatines* are natives of Europe, *Bergias* of the Cape of Good Hope and the East Indies, and *Merimea* of South America.

PROPERTIES. Unknown.

EXAMPLES. *Elatine*, *Bergia*, *Crypta*, *Merimea*.

CXLIV. PORTULACEÆ. THE PURSLANE TRIBE.

PORTULACEÆ, *Juss. Gen.* 313. (1789) *in part*; *A. St. Hil. Mem. Plac. Cent.* 42. (1815); *Dec. Prodr.* 3. 351. (1828); *Lindl. Synops.* 62. (1829); *Dec. Mem. de la Soc. d'Hist. Nat. de Paris*, (Aug. 1827).

DIAGNOSIS. Polypetalous dicotyledons, with unsymmetrical perigynous stamens, concrete carpella, a 1-celled ovarium, herbaceous stems, stamens opposite the petals or twice as many, 2 sepals, and naked seeds with the embryo curved round the albumen.

ANOMALIES. *Sepals* 5 in *Trianthema* and *Cypselea*. *Petals* sometimes wanting.

ESSENTIAL CHARACTER.—*Sepals* 2, seldom 3 or 5, cohering by the base. *Petals* generally 5, occasionally 3, 4, or 6, either distinct or cohering in a short tube, sometimes

wanting. *Stamens* inserted along with the petals irregularly into the base of the calyx, variable in number, all fertile, sometimes opposite the petals; *filaments* distinct; *anthers* versatile, with 2 cells, opening lengthwise. *Ovary* superior, 1-celled; *style* single, or none; *stigmata* several, much divided. *Capsule* 1-celled, dehiscing either transversely or by 3 valves, occasionally 1-seeded and indehiscent. *Seeds* numerous, if the fruit is dehiscent; attached to a central placenta; *albumen* farinaceous; *embryo* curved round the circumference of the albumen, with a long radicle.—Succulent *shrubs* or *herbs*. *Leaves* alternate, seldom opposite, entire, without stipulæ, or sometimes with membranous ones on each side at the base. *Flowers* axillary or terminal, usually ephemeral, expanding only in bright sunshine.

AFFINITIES. Related in every point of view to Caryophyllææ, from which they scarcely differ except in their perigynous stamens, which are opposite the petals when equal to them in number, and two sepals; the latter character is not, however, very constant. The presence of scarious stipulæ in several Portulacææ, although perhaps an anomaly in the order, indicates their affinity with Illecebrææ, from which the monospermous genera of Portulacææ are distinguished by the want of symmetry in their flowers, and by the stamens being opposite the petals instead of the sepals. So close is the relationship between these orders, that several of the genus *Ginginsia* in Portulacææ have been referred to Pharnaceum in Caryophyllææ, and several Portulacææ have been described by authors as belonging to genera of Illecebrææ. Decandolle remarks, that his *Ginginsia brevicaulis* resembles certain species of Androsaceæ, and that Portulacææ have been more than once compared to Primulacææ (*Mem.* p. 14.); and the same author remarks, in another place (*Prodr.* 3. 351.), that the genera with indefinite stamens and hairy axillæ approach Cactææ, while the apetalous genera tend towards apetalous Ficoideæ.

GEOGRAPHY. A fourth of the order inhabits the Cape of Good Hope, rather more than another fourth is found in South America, 1 only in Guinea, 2 in New Holland, 1 in Europe, and the remainder in various parts of the world. They are always found in dry parched places.

PROPERTIES. Insipidity, want of smell, and a dull green colour, are the usual qualities of this order, of which the only species of any known use are common Purslane and *Claytonia perfoliata*, which resemble each other in property.

EXAMPLES. *Portulaca*, *Montia*, *Talinum*.

CXLV. FOUQUIERACEÆ.

FOUQUIERACEÆ, *Dec. Prodr.* 3. 349. (1823).

DIAGNOSIS. Succulent polypetalous dicotyledons, with perigynous stamens, concrete carpella, a superior ovary with several cells, and a terminal style, regular flowers, the petals of which cohere in a tube, indefinite ovula, and no disk.

ANOMALIES.

ESSENTIAL CHARACTER.—*Sepals* 5, imbricated, ovate, or roundish. *Petals* 5, combined in a long tube, arising from the bottom of the calyx or torus, regular. *Stamens* 10 or 12, arising from the same line as the petals, but distinct from them, exerted; *anthers* 2-celled. *Ovary* superior, sessile; *style* filiform, trifid at the apex; *ovules* numerous. *Capsule* 3-cornered, 3-celled, 3-valved; *valves* bearing the dissepiments in the middle. *Seeds* in part abortive, compressed, winged, affixed to the axis; *embryo* straight, in the centre of thin fleshy *albumen*; *cotyledons* flat.—*Trces* or *shrubs*. *Leaves* entire, oblong, fleshy, clustered in the axilla of a spine or a cushion. *Flowers* scarlet, arranged in a terminal spike or panicle.

AFFINITIES. Separated from Portulacææ by Decandolle, as he tells us

(*Mém. Portul.* 4.), for the following reasons: 1. because their petals cohere in a long tube of the same nature as that of gamopetalous *Crassulaceæ*; 2. because their capsule consists of three loculicidal cells, that is to say, which separate through the middle, forming three septiferous valves; and, 3. because their embryo is straight, with flat cotyledons, and stationed in the centre of fleshy albumen. They approach the monopetalous *Crassulaceæ* in the structure of their flower; and *Turneraceæ* and *Loaseæ* in the form of their fruit. *Dec.*

GEOGRAPHY. All Mexican.

PROPERTIES. Unknown.

EXAMPLES. Fouquieria, Bronnia.

CXLVI. GALACINEÆ.

GALACINÆ, *Don in Edinb. New Phil. Journal*, Oct. (1828).

DIAGNOSIS. Polypetalous dicotyledons, with perigynous definite stamens which are alternately sterile, concrete carpella, a superior ovarium of several cells, several sepals, and indefinite ovules.

ANOMALIES.

ESSENTIAL CHARACTER.—*Calyx* 4-6-parted, persistent. *Petals* equal in number to the segments of the calyx, into the base of which they are inserted. *Stamens* perigynous, twice or 4 times as many as the petals, alternately barren; monadelphous or distinct; *anthers* 2-celled or 1-celled. *Ovarium* 3- or 4-celled, superior, with numerous ovula attached to the axis; *stigma* sessile, 3-4-lobed. *Capsule* 3-4-celled, with 3 or 4 valves, bearing the septa in their middle. *Seeds* indefinite. —*Herbaceous* plants. *Leaves* radical, simple or lyrate, without stipulæ. *Flowers* in terminal racemes. *Pedicels* with a bractea at the base.

AFFINITIES. This obscure order has been lately defined by Mr. Don; but its affinities can scarcely be determined, until something is known of the seeds. According to this botanist, it should be placed near *Philadelphææ* and *Saxifrageæ*; but, in the opinion of Adrien de Jussieu, it, or at least *Francoa*, is akin to *Crassulaceæ*. The latter considers the stamens perigynous, the former describes them as hypogynous.

GEOGRAPHY. Natives of the temperate parts of North and South America.

PROPERTIES. Unknown.

EXAMPLES. Galax, *Francoa*.

Obs. This order requires to be reconsidered.

CXLVII. CRASSULACEÆ. THE HOUSE-LEEK TRIBE.

SEMPERVIVÆ, *Juss. Gen.* 207. (1789).—SUCCULENTÆ, *Vent. Tabl.* 3. 271. (1799).—CRASSULÆ, *Juss. Dict. des Sc. Nat.* 11. 369. (1818).—CRASSULACEÆ, *Dec. Bull. Philom.* n. 49. p. 1. (1801); *Fl. Fr. ed. 3. v. 4. p.* 271. (1805); *Mémoire* (1828); *Prodr.* 3. 381. (1828); *Lindl. Synops.* 63. (1829).—SEDEÆ, *Spreng.*

DIAGNOSIS. Succulent polypetalous dicotyledons, with definite perigynous stamens, superior distinct ovaria surrounded at the base by hypogynous scales, indefinite albuminous seeds, sepals in a single row, and exstipulate leaves.

ANOMALIES. *Penthorum* is not succulent. This genus and *Diamorpha*

have the ovaria concrete. Some are monopetalous, particularly the genus *Cotyledon*. Petals and stamens often almost hypogynous. *Tillæa* has definite ovules.

ESSENTIAL CHARACTER.—*Sepals* from 3 to 20, more or less united at the base. *Petals* inserted in the bottom of the calyx, either distinct or cohering in a monopetalous corolla. *Stamens* inserted with the petals, either equal to them in number and alternate with them, or twice as many, those opposite the petals being shortest, and arriving at perfection after the others; *filaments* distinct, subulate; *anthers* of 2 cells, bursting lengthwise. *Hypogynous scales* several, 1 at the base of each ovary, sometimes obsolete. *Ovaria* of the same number as the petals, opposite to which they are placed around an imaginary axis, 1-celled, tapering into stigmata. *Fruit* consisting of several follicles, opening by the suture in their face. *Seeds* attached to the margins of the suture, variable in number; *embryo* straight in the axis of the albumen, with the radicle pointing to the hilum.—*Succulent herbs or shrubs*. *Leaves* entire or pinnatifid; *stipule* none. *Flowers* usually in cymes, sessile, often arranged unilaterally along the divisions of the cymes.

AFFINITIES. These are all remarkable for the succulent nature of their stems and leaves, in which they resemble *Cactæe*, *Portulacæe*, and certain genera of *Euphorbiacæe*, *Asclepiadæe*, and *Asphodelæe*; but this analogy goes no further. Their real affinity is probably with *Saxifragæe* through *Penthorum*, and with *Illecebræe* through *Tillæa*, as Decandolle has remarked. In both these orders the hypogynous scales of *Crassulacæe* are wanting. Are not these bodies analogous to the scales out of which the stamens of *Zygophyllæe* spring? If so, an unsuspected affinity exists between these orders. Decandolle observes (*Mémoire*, p. 5.) that there is no instance of a double flower in the order, although this might have been expected from their analogy in structure with *Caryophyllæe*. *Sempervivum tectorum* exhibits almost constantly the singular phenomenon of anthers bearing ovules instead of pollen.

GEOGRAPHY. It appears, from Decandolle's researches, that of the 272 species of which the order consists, 133 are found at the Cape of Good Hope, 2 in South America beyond the tropics, 2 in the same country within the tropics, none in the West Indies or the Mauritian Islands, 8 in Mexico, 7 in the United States, 12 in Siberia, 18 in the Levant, 52 in Europe, 18 in the Canaries, 1 in southern Africa beyond the limits of the Cape, 9 in Barbary, 3 in the East Indies, 4 in China and Japan, and 2 in New Holland. They are found in the driest situations, where not a blade of grass nor a particle of moss can grow, on naked rocks, old walls, sandy hot plains, alternately exposed to the heaviest dews of night and the fiercest rays of the noon-day sun. Soil is to them a something to keep them stationary, rather than a source of nutriment, which in these plants is conveyed by myriads of mouths, invisible to the naked eye, but covering all their surface, to the juicy beds of cellular tissue which lie beneath them.

PROPERTIES. Refrigerant and abstergent properties, mixed sometimes with a good deal of acidity, distinguish them. The fishermen of Madeira rub their nets with the fresh leaves of *Sempervivum glutinosum*, by which they are rendered as durable as if tanned, provided they are steeped in some alkaline liquor. Malic acid exists in *Sempervivum tectorum* combined with lime. *Turner*, 634.

EXAMPLES. *Sempervivum*, *Crassula*, *Cotyledon*.

CXLVIII. FICOIDEÆ.

FICOIDEÆ, *Juss. Gen.* 315. (1789); *Dict. Sc. Nat.* 16. 528. (1820); *Dec. Prodr.* 3. 415. (1823).

DIAGNOSIS. Succulent polypetalous dicotyledons, with definite perigynous stamens, concrete carpella, an inferior ovarium of several cells, and indefinite seeds with the embryo lying on the outside of mealy albumen.

ANOMALIES. *Tetragonia* and *Miltus* have no petals, and definite seeds. *Sesuvium* and *Aizoon* have no petals.

ESSENTIAL CHARACTER.—*Sepals* definite, usually 5, but varying from 4 to 8, more or less combined at the base, either cohering with the ovarium, or nearly distinct from it, equal or unequal, with a quincuncial or valvate æstivation. *Petals* indefinite, coloured, opening beneath bright sunshine, sometimes wanting, but in that case the inside of the calyx is coloured. *Stamens* arising from the calyx, definite or indefinite, distinct; *anthers* oblong, incumbent. *Ovarium* inferior, or nearly superior, many-celled; *stigmata* numerous, distinct. *Capsule* either surrounded by the fleshy calyx, or naked, many-celled, often 5-celled, opening in a stellate manner at the apex. *Seeds* definite, or more commonly indefinite, attached to the inner angle of the cells; *embryo* lying on the outside of mealy albumen, curved or spiral.—*Shrubby* or *herbaceous* plants. *Leaves* succulent, opposite, simple. *Flowers* usually terminal.

AFFINITIES. The embryo curved round mealy albumen, along with the superior calyx, and distinctly perigynous stamens, characterises these among their neighbours, independently of their succulent habit. With *Crassulacææ*, *Chenopodææ*, and *Caryophyllææ*, they are more or less closely related. *Reaumuriææ* and *Nitrariacææ*, combined with *Ficoideæ* by Decandolle, are families different in affinity.

GEOGRAPHY. The hottest sandy plains of the Cape of Good Hope nourish the largest part of this order. A few are found in the south of Europe, north of Africa, Chile, China, Peru, and the South Seas.

PROPERTIES. The succulent leaves of a few are eaten, as of *Tetragonia expansa*, *Mesembryanthemum edule*, and *Sesuvium portulacastrum*; others yield an abundance of soda. *Mesembryanthemum nodiflorum* is used in the manufacture of Maroquin leather.

EXAMPLES. *Mesembryanthemum*, *Tetragonia*.

CXLIX. NITRARIACÆÆ.

DIAGNOSIS. Polypetalous dicotyledons, with perigynous stamens, concrete carpella, a superior ovarium of several cells, a deeply-divided calyx, regular flowers, an inflexed valvular æstivation, a terminal single style, pendulous exalbuminous seeds, and a straight embryo.

ANOMALIES.

ESSENTIAL CHARACTER.—*Calyx* inferior, 5-toothed, fleshy. *Corolla* of 5 petals, which arise from the calyx, with an inflexed valvular æstivation. *Stamens* 3 times the number of the petals, perigynous; *anthers* innate, with 2 oblique longitudinal lines of dehiscence. *Ovarium* superior, 3- or more celled, with a continuous fleshy style, at the apex of which are as many stigmatic lines as there are cells; *ovula* pendulous, by means of a long funiculus. *Fruit* drupaceous, opening by 3 or 6 valves. *Seeds* solitary, with no albumen, and a straight embryo, with the radicle next the hilum.—*Shrubs* with deciduous succulent alternate leaves, which are sometimes fasciated. *Flowers* in cymes, or solitary.

AFFINITIES. I take *Nitraria* to be the type of an order related on the one hand to *Ficoideæ*, and on the other to *Rhamnææ*, agreeing with both in

a multitude of characters, and with the latter in habit. Decandolle includes Nitraria and Reaumuria among his Ficoideæ spuria, at the same time expressing a doubt whether they belong either to that or the same order. To me it appears that the affinities of Reaumuria are greater with Hypericum, and I accordingly adopt Dr. Ehrenberg's proposed separation of that genus along with Hololachna, the Tamarix songarica of Pallas, into a little order to be called Reaumuriæ. The affinity of Nitraria with Ficoideæ is undoubtedly great, especially with Tetragonia; but its very different embryo, and the peculiar æstivation of the petals, which is much more like that of Rhamneæ, remove it from that order.

GEOGRAPHY. Natives of western Asia and the north of Africa. One species is described from New Holland.

PROPERTIES. Slightly saline. Otherwise unknown.

EXAMPLE. Nitraria.

CL. ILLECEBREÆ.

HERNIARIÆ, Cat. Hort. Par. (1777).—ILLECEBREÆ, R. Brown Prodrumus, 413. (1810); Lindl. Synops. 60. (1829).—PARONYCHIEÆ, Aug. St. Hil. Mém. Plac. lib. p. 56. (1815); Juss. Mém. Mus. 1. 387. (1815); Dec. Prodr. 3. 365. (1828); Mémoire sur les Paronych. (1829).

DIAGNOSIS. Polypetalous dicotyledons, with perigynous stamens opposite the 5 sepals, minute petals, concrete carpella, a 1-celled ovarium, and leaves with scarious stipulæ.

ANOMALIES. Petals very often wanting. Stamens sometimes hypogynous.

ESSENTIAL CHARACTER.—*Sepals* 5, seldom 3 or 4, sometimes distinct, sometimes cohering more or less. *Petals* minute, inserted upon the calyx between the lobes, occasionally wanting. *Stamens* perigynous, exactly opposite the sepals, if equal to them in number, sometimes fewer by abortion; *filaments* distinct; *anthers* 2-celled. *Ovary* superior; *styles* 2 or 3, either distinct or partially combined. *Fruit* small, dry, 1-celled, either indehiscent, or opening with 3 valves. *Seeds* either numerous, upon a free central placenta, or solitary and pendulous from a funiculus originating in the base of the cavity of the fruit; *albumen* farinaceous; *embryo* lying on one side of the albumen, curved more or less, with the radicle always pointing to the hilum; *cotyledons* small.—*Herbaceous* or *half-shrubby* branching plants, with opposite or alternate, often fasciated, sessile, entire leaves, and scarious stipule. *Flowers* minute, with scarious bractææ.

AFFINITIES. Very near Portulacææ, Amarantacææ, and Caryophyllææ, from which they are distinguished with difficulty. By excluding Scleranthææ, which I consider, with Mr. Brown, a distinct order, their scarious stipule will distinguish them from the two last; and there is scarcely any other character that will; for there are Caryophyllææ that have perigynous stamens, as Larbrea and Adenarium, and Illecebreæ which have hypogynous ones, as Polycarpeæ, Stipulicida, and Ortegia. From Portulacææ they are scarcely to be known with absolute certainty, except by the position of the stamens before the sepals instead of the petals. With Crassulacææ, particularly Tillææ, they agree very much in habit, but their concrete carpella will always distinguish them. Decandolle comprehends in the order various plants which have not stipule; but as the latter organs seem to be an essential part of the character, I should exclude his Queriacææ, and Minuartiææ, which will be found elsewhere. The remaining tribes will be:—

1. TELEPHIÆÆ.

Calyx 5-parted. Petals and stamens 5, arising from the bottom of

the calyx. Styles 3, distinct, or slightly cohering at the base. — Leaves alternate.

EXAMPLES. *Telephium*, *Corrigiola*.

2. ILLECEBREÆ VERÆ.

Calyx 5-parted. Petals 5, or none. Stamens from 2 to 5, arising from the calyx. Styles distinct, or partially cohering. Capsule indehiscent, 1-seeded; an umbilical cord arising from the bottom, and bearing a somewhat pendulous seed upon the apex. — Herbs, rarely under-shrubs. Leaves acute, opposite.

EXAMPLES. *Illecebrum*, *Herniaria*, *Gymnocarpum*.

3. POLYCARPÆÆ.

Calyx 5-parted. Petals 5, or none. Stamens from 1 to 5, arising from the bottom of the calyx. Styles 2 or 3, either distinct down to the base, or combined. Capsule 1-celled, many-seeded. Seeds attached to a central placenta. — Herbs or under-shrubs. Leaves opposite.

EXAMPLES. *Polycarpæa*, *Stipulicida*.

4. POLLICHIEÆ.

Calyx 5-toothed, with an urceolate tube. Stamens 1 or 2, arising from the throat. Petals none. Stigma bifid. Utricle valvless, 1-seeded. Bracteæ (and perhaps also the calyx) enlarged after flowering, fleshy, and resembling a berry. — A suffruticose herb. Leaves opposite, somewhat whorled.

EXAMPLE. *Pollichia*.

GEOGRAPHY. The south of Europe and the north of Africa are the great stations of the order, where the species grow in the most barren places, covering with a thick vegetation soil which is incapable of bearing any thing else. A few are found at the Cape of Good Hope; and North America, including Mexico, comprehends several.

PROPERTIES. A trace of astringency pervades the order, and is the only sensible property that it is known to possess.

CLI. AMARANTACEÆ. THE AMARANTH TRIBE.

AMARANTHI, *Juss. Gen.* 87. (1789).—AMARANTHACEÆ, *R. Brown Prodr.* 413. (1810); *Von Martius Monogr.* (1826); *Lindley's Synopsis*, 213. (1829).

DIAGNOSIS. Apetalous dicotyledons, with erect seeds, an embryo curved round mealy albumen, radicle next the hilum, hypogynous stamens, and scarious bracteolate calyxes.

ANOMALIES. Stamens sometimes perigynous.

ESSENTIAL CHARACTER.—*Calyx* 3- or 5-leaved, hypogynous, scarious, persistent, occasionally with 2 bracteolæ at the base. *Stamens* hypogynous, either 5, or some multiple of that number, either distinct or monadelphous, occasionally partly abortive; *anthers* either 2-celled or 1-celled. *Ovarium* single, superior, 1- or few-seeded; the *ovules* hanging from a free central funiculus; *style* 1 or none; *stigma* simple or compound. *Fruit* a membranous utricle. *Seeds* lentiform, pendulous; *testa* crustaceous; *albumen* central, farinaceous; *embryo* curved round the circumference; *radicle* next the hilum; *plumula* inconspicuous.—*Herbs* or *shrubs*. *Leaves* simple, opposite or alternate, without stipulæ. *Flowers* in heads or spikes, usually coloured, occasionally unisexual, generally hermaphrodite. *Pubescence* simple, the hairs divided by internal partitions.

AFFINITIES. Different as this order appears to be from Chenopodeæ in habit, especially if we compare such a genus as *Gomphrena* with *Cheno-*

podium itself, it is so difficult to define the differences that distinguish the two orders, that, beyond habit, nothing certain can be pointed out. Mr. Brown remarks (*Prodr.* 413.), that he has not been able to ascertain any absolute diagnosis to distinguish them by; for the hypogynous insertion attributed to their stamens is not only not constant in the order, but is also found in some *Chenopodeæ*. Dr. Von Martius, in a learned dissertation upon the order, describes *Chenopodeæ* as being apetalous, and *Amarantaceæ* as poly-petalous, considering the bracteolæ of these latter as a calyx, and that which I call a calyx a corolla. But it seems to me that this view of their structure is not borne out by analogy, and that it is impossible to believe the floral envelopes of the two orders to be of a different nature. I am certainly unable to indicate any better mode of distinguishing them than has been pointed out by those that have gone before me; and at the same time I cannot hesitate to keep asunder orders which it is evident that nature has divided. Bartling combines these plants in a single class, along with *Caryophyllææ*, *Phytolacææ*, *Scleranthææ*, and *Illecebrææ*; and there is no doubt of the near affinity borne to each other by all these, as is pointed out by their habit and by the structure of their seeds.

GEOGRAPHY. These plants grow in crowds or singly, either in dry, stony, barren stations, or among thickets upon the borders of woods, or a few even in salt marshes. They are much more frequent within the tropics than beyond them, and are unknown in the coldest regions of the world. 53 are found in tropical Asia, 105 in tropical America, but 5 in extra-tropical Asia, and but 21 in extra-tropical America; 5 are natives of Europe, 28 of New Holland, and 9 of Africa and its islands. See *Von Martius Monogr.*

PROPERTIES. Many of the species are used as potherbs, on account of the wholesome mucilaginous qualities of the leaves. *Amaranthus obtusifolius* is said to be diuretic. Several are objects of interest with gardeners for the beauty of their colouring and the durability of their blossoms. *Gomphrena officinalis* and *macrocephala* have a prodigious reputation in Brazil, where they are called *Para todo*, *Perpetua*, and *Raiz do Padre Salerma*: as the first of these names imports, they are esteemed useful in all kinds of diseases, especially in cases of intermittent fevers, colics, and diarrhœa, and against the bite of serpents. *Plantes Usuelles*, nos. 31. and 32.

EXAMPLES. *Amaranthus*, *Gomphrena*, *Celosia*.

CLII. SCLERANTHÆÆ.

SCLERANTHÆÆ, *Link Enum.* 417. (1821); *Dec. Prodr.* 3. 377. (1828) a § of *Illecebrææ*, *Lindley's Synopsis*, 217. (1829).—**QUEBRACEÆ**, a § of *Illecebrææ*, *Dec.* l. c. (1828).—? **MINUARTIÆÆ**, *ibid.*

DIAGNOSIS. Apetalous dicotyledons, with a single seed attached to a cord arising from the base of the cell, an inferior tubular indurated calyx, perigynous stamens, and an embryo curved round mealy albumen, with the radicle next the hilum.

ANOMALIES.

ESSENTIAL CHARACTER.—*Flowers* hermaphrodite. *Calyx* 4- or 5-toothed, with an urceolate tube. *Stamens* from 1 to 10, inserted into the orifice of the tube. *Ovarium* simple, superior, 1-seeded. *Styles* 2 or 1, emarginate at the apex. *Fruit* a membranous utricle enclosed within the hardened calyx. *Seed* pendulous from the apex of a funiculus.

which arises from the bottom of the cell; *embryo* cylindrical, curved round farinaceous albumen.—Small *herbs*. *Leaves* opposite, without stipules. *Flowers* axillary, sessile.

AFFINITIES. Referred by Decandolle to Illecebreæ, from which they differ in absence of petals and stipules, these plants appear to me to constitute a distinct order, more nearly related to Chenopodeæ, from which they chiefly differ in the indurated tube of the calyx, from the orifice of which the stamens proceed, and in the number of the latter exceeding that of the divisions of the calyx. The tribe of Minuartias is probably not distinguishable from Scleranthææ, notwithstanding the supposed presence of petals, which would perhaps be more properly called abortive stamens.

GEOGRAPHY. Natives of barren fields in Europe, Asia, and North America, and in sterile places in countries of the southern hemisphere beyond the tropics. A single species is described from Peru.

PROPERTIES. Uninteresting weeds, of no known use.

EXAMPLES. Mniarum, Scleranthus.

CLIII. CHENOPODEÆ. THE GOOSEFOOT TRIBE.

ATRIPLICES, *Juss. Gen.* 83. (1789).—**CHENOPODEÆ**, *Vent. Tabl.* 2. 253. (1799); *R. Brown Prodr.* 405. (1810); *Lindley's Synopsis*, 213. (1829).

DIAGNOSIS. Apetalous dicotyledons, with erect seeds, an embryo curved round mealy albumen, radicle next the hilum, perigynous stamens, and herbaceous ebracteate calyxes.

ANOMALIES. Stamens sometimes hypogynous.

ESSENTIAL CHARACTER.—*Calyx* deeply divided, sometimes tubular at the base, persistent, with an imbricated aestivation. *Stamens* inserted into the base of the calyx, opposite its segments, and equal to them in number, or fewer. *Ovarium* single, superior, or occasionally adhering to the tube of the calyx, with a single *ovulum* attached to the base of the cavity; *style* in 2 or 4 divisions, rarely simple; *stigma* undivided. *Fruit* membranous, not valvular, sometimes baccate. *Embryo* curved round farinaceous albumen, or spiral, or doubled together without albumen; *radicle* next the hilum; *plumula* inconspicuous.—*Herbaceous* plants or *under-shrubs*. *Leaves* alternate without stipulæ, occasionally opposite. *Flowers* small, sometimes polygamous.

AFFINITIES. The difficulty of distinguishing these from Amarantaceæ has been discussed under the latter order. They are distinguished from Phytolacceæ, independently of the simplicity of the structure of their ovarium, by their stamens never exceeding the number of the segments of the calyx, to which they are opposite: in Phytolacceæ, if they are not more numerous than the segments of the calyx, they are alternate with them.

GEOGRAPHY. Weeds inhabiting waste places in all parts of the world, but, unlike Amarantaceæ, abounding least within the tropics, and most in extra-tropical regions. They are exceedingly common in all the northern parts of Europe and Asia.

PROPERTIES. Some of these are used as potherbs, as Basella, Spinage, Garden Orach (*Atriplex hortensis*), and Chard Beet; the roots of others form valuable articles of food, as Beet and Mangel Wurzel. Many of them possess an essential oil, which renders them tonic and antispasmodic; such are *Chenopodium ambrosioides* and *botrys*. *Chenopodium quinoa* is a common article of food in Peru. But the most important of their qualities is the production of soda, which is yielded in immense quantities by the *Salsolas Salicornias*, and others. The essential oil of *Chenopodium anthelminticum*, known in North America under the name of Worm-seed Oil, is

powerfully anthelmintic. *Barton*, 2. 187. The seeds of *Atriplex hortensis* are said to be so unwholesome as to excite vomiting. M. Chevallier has remarked the singular fact, that *Chenopodium vulvaria* exhales pure ammonia during its whole existence. This is the only observation upon record of a gaseous exhalation of azote by vegetables; and the facility with which this principle is abandoned by ammonia may perhaps explain the presence of azotic products in the vegetable kingdom. *Ann. des Sc. Nat.* 1. 444.

EXAMPLES. *Chenopodium*, *Blitum*, *Atriplex*.

CLIV. PHYTOLACCEÆ. THE VIRGINIAN POKE TRIBE.

PHYTOLACCEÆ, *R. Brown in Congo*, 454. (1818.)

DIAGNOSIS. Apetalous dicotyledons, with definite erect ovula, an inferior many-leaved calyx, distinct perigynous stamens, a multilocular ovarium, an embryo rolled round mealy albumen, with the radicle next the hilum, and terminal stigmas.

ANOMALIES. *Rivina* has only 1 carpellum.

ESSENTIAL CHARACTER.—*Calyx* of 4 or 5 petaloid leaves. *Stamens* either indefinite, or, if equal to the number of the divisions of the calyx, alternate with them. *Ovarium* of from 1 to several cells, each containing 1 ascending *ovulum*; *styles* and *stigmas* equal in number to the cells. *Fruit* baccate or dry, entire or deeply lobed, 1- or many-celled. *Seeds* ascending, solitary, with a cylindrical *embryo* curved round mealy *albumen*, with the *radicle* next the *hilum*.—*Under-shrubs* or *herbaceous* plants. *Leaves* alternate, entire, without stipulæ, often with pellucid dots. *Flowers* racemose.

AFFINITIES. Nearly related to *Chenopodeæ* and *Polygonæ*, from the first of which they are distinguished by their multilocular ovarium, and by their stamens exceeding the number of divisions of the calyx; a circumstance which never occurs in *Chenopodeæ*. From *Polygonæ* they are known by the radicle being turned towards the hilum, and the want of stipulæ. *Rivina*, which has the albumen very much reduced in quantity, and a unilocular fruit, connects *Phytolacceæ* with *Petiveriaceæ*. Mr. Brown remarks (*Congo*, 455) that these two orders, widely as they differ in the structure of the ovarium, are connected by a species of *Phytolacca* related to *P. abyssinica*, in which the 5 cells are so deeply divided that they merely cohere by their inner angles; and also by *Gisekia*, which has 5 distinct ovaria. But I do not think that the existence of these gradations of structure in the ovarium neutralises the remarkable differences that still exist between these two orders in embryo and stipulæ.

GEOGRAPHY. Natives of either America, within or without the tropics, Africa, and India. None have been found wild in Europe; but *Phytolacca decandra* is naturalised in some of the southern parts.

PROPERTIES. A tincture of the ripe berries of *Phytolacca decandra* seems to have acquired a well-founded reputation as a remedy for chronic and syphilitic rheumatism, and for allaying syphilitic pains. By some it is said to be more valuable than *Guaiacum*. Its pulverised root is an emetic. *Barton*, 2. 220. And a spirit distilled from the berries is stated to have killed a dog in a few minutes, by its violent emetic effects. According to *Deeandolle*, this plant is also a powerful purgative. The leaves are extremely acrid, but the young shoots, which lose this quality by boiling in water, are eaten in the United States as *Asparagus*.

EXAMPLES. *Phytolacca*, *Rivina*.

CLV. PETIVERIACEÆ.

PETIVERIÆ, *Agardh Classes*, (1825).—PETIVERIACEÆ, *Link Handb.* 1. 392. (1829.)

DIAGNOSIS. Apetalous dicotyledons, with definite erect ovula, an inferior many-leaved calyx, distinct perigynous stamens, an exalbuminous embryo with spiral cotyledons, and the radicle next the hilum.

ANOMALIES.

ESSENTIAL CHARACTER.—*Calyx* of several distinct leaves. *Stamens* perigynous, either indefinite, or, if equal to the segments of the calyx, alternate with them. *Ovarium* superior, 1-celled; *styles* 3 or more; *stigma* lateral; *ovulum* erect. *Fruit* 1-celled, indehiscent, dry. *Seed* erect, without *albumen*; *embryo* straight; *cotyledons* convolute; *radicle* inferior.—*Under-shrubs* or *herbaceous* plants, with an alliaceous odour. *Leaves* alternate, entire, with distinct stipulæ, often with minute pellucid dots. *Flowers* racemose.

AFFINITIES. Obviously akin both to Phytolacæ and Polygonæ, with the former of which Mr. Brown combines them. They are, however, distinguished from Phytolacæ by the presence of stipulæ, and by their straight embryo destitute of albumen, and spiral cotyledons. From Polygonæ they are known by the same characters, and also by the radicle being turned towards the hilum, and the stipulæ not having the form of Ochreæ.

GEOGRAPHY. West Indian or tropical American plants; for the *Sequiera asiatica* of Loureiro probably does not belong to the order.

PROPERTIES. Nothing is known of their qualities, except that *Petiveria alliacea* yields a strong smell of garlic.

EXAMPLES. *Petiveria*, *Sequiera*.

CLVI. POLYGONÆ. THE BUCK-WHEAT TRIBE.

POLYGONÆ, *Juss. Gen.* 32. (1789); *R. Brown Prodr.* 418. (1810); *Lindl. Synops.* 209. (1829.)

DIAGNOSIS. Apetalous dicotyledons, with definite erect ovula, ochreate stipulæ, and a radicle remote from the hilum.

ANOMALIES. *Eriogonum* has not ochreate stipulæ.

ESSENTIAL CHARACTER.—*Calyx* divided, inferior, imbricated in æstivation. *Stamens* definite, inserted in the bottom of the calyx; *anthers* dehiscing lengthwise. *Ovarium* naked, with a single erect ovulum; *styles* or *stigmas* several. *Nut* usually triangular, naked, or protected by the calyx. *Seed* with farinaceous albumen, rarely with scarcely any; *embryo* inverted, generally on one side; *plumula* inconspicuous; *radicle* at the end remote from the hilum.—*Herbaceous* plants, rarely *shrubs*. *Leaves* alternate, their stipulæ cohering round the stem in the form of an ochrea; when young, rolled backwards. *Flowers* occasionally unisexual, often in racemes.

AFFINITIES. Mr. Brown remarks, that “the erect ovulum with a superior radicle together afford the most important mark of distinction between Polygonæ and Chenopodæ, a character which obtains even in the genus *Eriogonum*, in which there is no petiolar sheath, and scarcely any albumen, the little that exists being fleshy.” Generally speaking, however, the cohesion of the scarious stipulæ into a sheath, technically called an ochrea, or boot, is sufficient to distinguish Polygonæ from all other plants. For their relation to Begoniacæ, see that order.

GEOGRAPHY. There are few parts of the world that do not acknowledge the presence of plants of this order. In Europe, Africa, North Ame-

rica, and Asia, they fill the ditches, hedges, and waste grounds, in the form of Docks and Persicarias; the fields, mountains, and heaths, as Sorrels and trailing or twining Polygonums; in South America and the West Indies they take the form of Coccolobas or sea-side grapes; in the Levant, of Rhubarbs; and even in the desolate regions of the North Pole they are found in the shape of Oxyria.

PROPERTIES. Sorrel on the one hand, and Rhubarb on the other, may be taken as the representatives of the general qualities of this order. While the leaves and young shoots are acid and agreeable, the roots are universally nauseous and purgative. To these two qualities is to be superadded a third, that of astringency, which is found in a greater or less degree in the whole order, but which becomes in *Coccoloba uvifera* so powerful as to rival Gum Kino in its effects. Some of the Polygonums are extremely acrid, as the *P. Hydropiper*, which is said to blister the skin. There is a species of Polygonum, called *Cataya* in the language of the Brazilian Indians, an infusion of the ashes of which is used to purify and condense the juice of the sugar-cane. It has a very bitter peppery taste, and is employed on the Rio St. Francisco with advantage in the disease called *O Largo*, which is an enlargement of the colon, caused by debility. *Pr. Max. Trav.* 71. The stem of the *Rheum* has been supposed to contain a peculiar acid called the rheumic, but this is now known to be the oxalic. *Turner*, 641. *Rumex acetosa* contains pure oxalic acid. *Ibid.* 623. The principle in which the active property of Rhubarb exists is supposed to be a peculiar chemical substance called *Rhubarbarin*. *Ibid.* 701. Some information may be found upon the Rhubarbs of India in the *Trans. of the Med. and Phys. Soc. of Calcutta*, 3. 438. by Dr. Royle; but nothing certain had been collected by him with regard to the plant producing the true officinal substance. Many species of Polygonum are used in dyeing. The seeds of *P. fagopyrum* and *tataricum* are used as food, for the sake of their mealy albumen; those of *P. aviculare* are said to be powerfully emetic and purgative; but this is doubted by Meisner. *Mon.* 49. The seeds of *Polygonum barbatum* are used as medicine by Hindoo practitioners, to ease the pain of griping in the colic. *Ainslie*, 2. 2. The leaves of *P. hispidum* are said by Humboldt to be substituted, in South America, for Tobacco. *N. G. and Sp.* 2. 178.

EXAMPLES. *Rheum*, *Rumex*, *Coccoloba*.

CLVII. BEGONIACEÆ.

BEGONIACEÆ, *R. Brown in Congo*, 464. (1818); *Link Handb.* 1. 309. (1829); *Martius II. Reg. Mon.* (1829.)

DIAGNOSIS. Apetalous dicotyledons, with a 3-celled winged ovarium, indefinite ovules, an irregular imbricated calyx, and membranous stipulæ.

ANOMALIES.

ESSENTIAL CHARACTER.—*Flowers* unisexual. *Sepals* superior, coloured; in the males 4, 2 within the others and smaller; in the females 5, imbricated, two smaller than the rest. *Stamens* indefinite, distinct or combined into a solid column; *anthers* collected in a head, 2-celled, continuous with the filaments, clavate, the connectivum very thick, the cells minute, bursting longitudinally. *Ovarium* inferior, winged, 3-celled, with 3 double polyspermous placentæ in the axis; *stigmas* 3, 2-lobed, sessile, somewhat spiral. *Fruit* membranous, capsular, winged, 3-celled, with an indefinite number of minute seeds; bursting by slits at the base on each side of the wings. *Seeds* with a transparent thin *testa* marked by reticulations, which are oblong at the sides and contracted at either extremity; *embryo* very cellular, without albumen, with a blunt round *radicle* next the hilum.—*Herbaceous* plants or *under-shrubs*, with an acid juice. *Leaves* alternate, toothed, oblique at the base. *Stipulæ* scarious. *Flowers* pink, in cymes.

AFFINITIES. It is not easy to fix with precision the relative position of this order: I formerly thought it related to Hydrangeæ, chiefly on account of the striking resemblance in the areolations of the seeds, and the irregularity of the flowers. It is probable, however, that more importance should be attributed to the acid juice and membranous large stipulæ, in which case Begoniaceæ are most nearly related to Polygonææ, many of which have a coloured calyx and 3-cornered fruit; from which they differ in the structure of the fruit and seed. Link places them near Umbelliferæ; but I know not upon what grounds.

GEOGRAPHY. Common in the West Indies, South America, and the East Indies. Mr. Brown remarks, that no species has been found on the continent of Africa, though several have been found in Madagascar and the Isles of France and Bourbon, and 1 in the island of Johanna. *Congo*, 464.

PROPERTIES. The roots are astringent and slightly bitter. Those of 2 species are used in Peru with success in cases of a flux of blood, or in other visceral diseases in which astringents are employed. They are also said to be useful in cases of scurvy, and in certain fevers.

EXAMPLE. Begonia.

CLVIII. NYCTAGINEÆ. THE MARVEL OF PERU TRIBE.

NYCTAGINES, *Juss. Gen.* 90. (1789); *R. Brown Prodr.* 421. (1810.)

DIAGNOSIS. Apetalous dicotyledons, with definite ascending ovula, an inferior tubular (often coloured) calyx hardening at the base, hypogynous stamens, and embryo surrounding floury albumen.

ANOMALIES.

ESSENTIAL CHARACTER.—*Calyx* tubular, somewhat coloured, contracted in the middle; its limb entire or toothed, plaited in æstivation, becoming indurated at the base. *Stamens* definite, hypogynous; *anthers* 2-celled. *Ovary* superior, with a single erect ovulum; *style* 1; *stigma* 1. *Fruit* a thin utricle, enclosed within the enlarged persistent tube of the calyx. *Seed* without its proper integuments, its testa being coherent with the utricle; *embryo* with foliaceous cotyledons, wrapping round floury albumen; *radicle* inferior; *plumula* inconspicuous. — *Stem* either herbaceous, shrubby, or arborescent. *Leaves* opposite, and almost always unequal; sometimes alternate. *Flowers* axillary or terminal, clustered or solitary, having an involucre which is either common or proper, in one piece or in several pieces, sometimes minute.

AFFINITIES. The tubular calyx, the limb of which is plaited in æstivation, and the base of which becomes hardened round the ovarium, so that it resembles a woody pericarp, will, if taken with the curved embryo and farinaceous albumen, at all times distinguish Nyctagineæ; add to which, the articulations are tumid, as in Geraniaceæ. Its nearest affinity is perhaps with Polygonææ, from which it, however, differs so much that it need not be compared with them.

GEOGRAPHY. Natives of the warmer parts of the world in either hemisphere, scarcely extending far beyond the tropics, except in the case of the *Abronia*s found in North-west America.

PROPERTIES. In consequence of the generally purgative quality of the roots of species of this family, one of them was supposed to have been the true jalap plant, which is, however, now known to be a mistake. The flowers of several species of *Mirabilis* are handsome, as are those also of some of the *Abronia*s; but the greater part of the order is composed of obscure weeds. The genus *Pisonia* consists of trees or shrubby plants.

EXAMPLES. *Mirabilis*, *Boerhaavia*, *Oxybaphus*.

CLIX. SAURURÆ.

SAURURÆ, *Rich. Anal.* (1808); *Meyer de Houttuynia atque Saurureis*, (1827);
Martius Hort. Monac. (1829.)

DIAGNOSIS. Achlamydeous dicotyledons, with 4 carpella, ascending ovules, and embryo in a sac.

ANOMALIES.

ESSENTIAL CHARACTER.—*Flowers* naked, seated upon a scale, hermaphrodite. *Stamens* 6, clavate, hypogynous, persistent; *filaments* slender; *anthers* continuous with the filament, cuneate, with a thick connectivum and 2 lateral lobes bursting longitudinally. *Ovaria* 4, each distinct, with 1 ascending ovulum and a sessile recurved stigma, or connate into a 3- or 4-celled pistillum, with a few ovula ascending from the edge of the projecting semi-dissepiments. *Fruit* either consisting of 4 fleshy indehiscent nuts, or a 3- or 4-celled capsule, opening at the apex and containing a few ascending seeds. *Seeds* with a membranous integument; *embryo* minute, lying in a fleshy lenticular sac, which is seated on the outside of hard mealy albumen at the end most remote from the hilum.—*Herbaceous* plants, growing in marshy places, or floating in water. *Leaves* alternate, with stipulæ. *Hairs* jointed. *Flowers* growing in spikes.

AFFINITIES. Very near Piperaceæ, with which they agree in habit, but from which they differ in the compound nature of their ovarium, and their numerous stamens. From repeated examination of the embryo of Saururus, I have no doubt whatever that the embryo has no kind of vascular connexion with the sac that contains it; and hence I adopt the opinion of Mr. Brown, that this sac is in reality nothing but the remains of the amnios surrounding the embryo. For the opinions of Mirbel and Richard upon this subject, see the figures and remarks of the former in *Ann. Mus.* 16. 449., and of the latter in *Humboldt and Bonpl. N. Gen. et Sp.* 1. 3.; the latter being unquestionably wrong in considering the sac a portion of the embryo. This order is one of those which tend to destroy the distinction between Monocotyledons and Dicotyledons. Its affinity with Fluviales is indicated by the floating habit and general appearance of Aponogeton, and with Typhineæ by its anthers; but its foliage and stipulæ are those of Dicotyledons, and the structure of the seed and the position of the embryo in a fleshy sac demonstrate its vicinity to Piperaceæ.

GEOGRAPHY. Natives of North America, China, the north of India, and the Cape of Good Hope, growing in marshes or pools of water.

PROPERTIES. Unknown.

EXAMPLES. Saururus, Aponogeton.

CLX. CHLORANTHÆ.

CHLORANTHÆ, *R. Brown in Bot. Mag.* 2190. (1821); *Lincl. Collect. Bot.* 17. (1821);
Meyer de Houttuynia atque Saurureis, 51. (1827); *Blume Flora Javae*, (1829.)

DIAGNOSIS. Achlamydeous herbaceous dicotyledons, with a 1-celled ovarium, a pendulous ovulum, opposite leaves, spiked flowers, and an embryo not enclosed in a sac.

ANOMALIES. Saururus, Aponogeton.

ESSENTIAL CHARACTER.—*Flowers* naked, spiked, hermaphrodite, or unisexual, with a supporting scale. *Stamens* lateral; if more than 1, connate, definite; *anthers* 1-celled, bursting longitudinally, each adnate to a fleshy connectivum, which coheres laterally in various degrees (2-celled, according to some); *filament* slightly adhering to the ovarium. *Ovarium* 1-celled; *stigma* simple, sessile; *ovule* pendulous. *Fruit* drupaceous, indehiscent. *Seed* pendulous; *embryo* minute, placed at the apex of fleshy albumen, with

the radicle inferior, and consequently remote from the hilum; *cotyledons* divaricate. — *Herbaceous* plants or *under-shrubs*, with an aromatic taste. *Stems* jointed, tumid under the articulations. *Leaves* opposite, simple, with sheathing petioles and minute intervening stipule. *Flowers* in terminal spikes.

AFFINITIES. Nearly allied to Saururæ and Piperacæ, from both which they differ in the want of a sac to the embryo, and in the pendulous ovule, and opposite leaves with intermediate stipulæ. Their anthers consist of a fleshy mass, upon the face of which the cell lies that bears the pollen; whether these anthers are 1- or 2-celled, is a matter of doubt; one botanist considering those which have 2 cells to be double anthers, another understanding those with 1 cell to be half anthers. Dr. Blume describes a calyx as being sometimes present in a rudimentary state, adhering to the ovarium, and hence he suspects some affinity between these plants and Opercularinæ. But I am persuaded that no such rudiment exists; it is not represented in Dr. Blume's figures.

GEOGRAPHY. Natives of the hot parts of India and South America, the West Indies, and Society Islands.

PROPERTIES. The whole plant of *Chl. officinalis* has an aromatic fragrant smell, which is gradually dissipated in drying; but its roots retain a fragrant camphorated smell, and an aromatic, somewhat bitter, flavour. They are found to possess very nearly the properties of *Aristolochia serpentaria*, and in as high a degree. There seems to be no doubt that it is a stimulant of the highest order. See *Blume Fl. Jav.*

EXAMPLES. *Chloranthus*, *Ascarina*, *Hedyosmum*.

CLXI. LACISTEMEÆ.

LACISTEMEÆ, *Martius N. G. et Sp. Pl.* 1. 154. (1824.)

DIAGNOSIS. Apetalous dicotyledons, with indefinite ovules, a 1-celled ovarium with parietal placenta, dehiscent fruit, amentaceous hermaphrodite flowers, and hypogynous unilateral stamens.

ANOMALIES.

ESSENTIAL CHARACTER. — *Calyx* in several narrow divisions, inferior, covered over by a dilated bractea. *Corolla* wanting. *Stamens* hypogynous, standing on one side of the ovarium, with a thick 2-lobed connectivum, at the apex of each of which lobes is placed a single cell of an anther, bursting transversely. *Ovarium* superior, seated in a fleshy disk, 1-celled, with several *ovula* attached to parietal placenta; *stigmas* 2 or 3, sessile or on a style. *Fruit* capsular, 1-celled, splitting into 2 or 3 valves, each of which bears a placenta in its middle. *Seed* usually, by abortion, solitary, suspended, with a fleshy arillus; *integument* crustaceous; *albumen* fleshy; *embryo* inverted, with plane *cotyledons* and a superior straight cylindrical *radicle*. — *Small trees or shrubs*. *Leaves* simple, alternate, with stipulæ. *Flowers* disposed in clustered axillary amenta.

AFFINITIES. Dr. Von Martius, the founder of this order, which he divides from Urticæ, speaks of it thus: "The peculiar character consists in the presence of a distinct perianthium, while the amentaceous inflorescence is an indication of an affinity with apetalous orders of a lower grade." The same botanist indicates their affinity with Chlorantheæ in the structure of the filament, and with Samydeæ in that of their fruit, "the monadelphous stamens of both which may be perhaps considered a higher kind of evolution of the fleshy disk in the bottom of the flower of *Lacistema*." In habit they are something like Piperacæ, but more arborescent.

GEOGRAPHY. Natives of low places in woods in equinoctial America.

PROPERTIES. Unknown.

EXAMPLE. *Lacistema*.

CLXII. PIPERACÆ. THE PEPPER TRIBE.

PIPERACÆ, *Rich. in Humb. Bonpl. et Kunth N. G. et Sp. Pl. 1. 39. t. 3. (1815); Meyer de Houltuynia atque Saurureis, (1827.)*

DIAGNOSIS. Achlamydeous dicotyledons, with a 1-celled ovarium, erect ovules, and an embryo enclosed in a sac.

ANOMALIES.

ESSENTIAL CHARACTER. — *Flowers* naked, hermaphrodite, with a bractea on the outside. *Stamens* definite or indefinite, arranged on one side or all round the ovarium, to which they adhere more or less; *anthers* 1- or 2-celled, with or without a fleshy connectivum; *pollen* smooth. *Ovarium* superior, simple, 1-celled, containing a single erect ovulum; *stigma* sessile, simple, rather oblique. *Fruit* superior, somewhat fleshy, indehiscent, 1-celled, 1-seeded. *Seed* erect, with the embryo lying in a fleshy sac placed at that end of the seed which is opposite the hilum, on the outside of the albumen. — *Shrubs* or *herbaceous* plants. *Leaves* opposite, verticillate, or alternate in consequence of the abortion of one of the pair of leaves, without *stipulæ*. *Flowers* usually sessile, sometimes pedicellate, in spikes which are either terminal, or axillary, or opposite the leaves.

AFFINITIES. As we approach the Monocotyledonous division of vegetables, we find the distinction between them and Dicotyledons, as derived from their anatomical structure, becoming weaker and weaker; but at the same time it appears to me that sufficient distinctions are still visible between these two modes of growth. Of this Piperacæ are an instance. According to Richard, they are Monocotyledonæ; an opinion in which Blume concurs, after an examination of abundance of species in their native places of growth. See *Ann. des Sc. 12. 222*. But if the medullary rays constitute the great anatomical difference between these divisions of the vegetable kingdom (and I know of no other which is absolute), then Piperacæ are surely Dicotyledonous, as is shewn by Meyer (*Dissertatio de Houltuynia, 38*), and as may be ascertained by any one who will look at an old stem of any Pepper; add to this, the veins of their leaves having a distinct articulation with the stem, and the 2-lobed embryo; and it seems to me impossible to doubt their being properly stationed among Dicotyledons. In this view they are closely related to Polygonæ, Saururæ, and Urticæ, from all which, however, they are distinguished by obvious characters; and also to Chloranthæ, from which they differ in the point of attachment of the ovule, and in the distinct existence of the remains of the amnios in the form of a sac around the embryo. In the opinion of those who believe Piperacæ to be Monocotyledons, their station is near Aroidæ, with which, indeed, they must be considered in any point of view to be closely connected.

GEOGRAPHY. Exclusively confined to the hottest parts of the world. They are extremely common in tropical America and the Indian archipelago, but, according to Mr. Brown, are very rare in equinoctial Africa. Only 3 species have been found on the west coast; several exist at the Cape of Good Hope. *Congo, 464*.

PROPERTIES. Common Pepper, so well known for its pungent, stimulant, aromatic quality, represents the ordinary property of the order, which is not confined to the fruit only, but which pervades all the parts in a greater or less degree. The Cubebs of the shops, remarkable for their extraordinary power of allaying inflammation in the urethra and in the mucous membrane of the intestinal canal, are the dried fruit of *Piper cubeba*. *Ainslie, 1. 98*. The chemical principle called Piperin has been found in Black Pepper. *Turner, 700*. *Piper anisatum* has a strong smell of Anise, and a decoction of its berries is used to wash ulcers. Betel, an acrid stimulating substance, much used for chewing by the Malays, is the

produce of Piper Betel, and Siriboa. Finally, *P. inebrians* possesses narcotic properties, of which the South Sea islanders avail themselves for preparing an intoxicating beverage. *Dec.*

EXAMPLES. Piper, Peperomia.

CLXIII. PODOSTEMEÆ.

PODOSTEMEÆ, *Richard and Kunth in Humb. N. G. et Sp.* 1. 246. (1815); *Martius Nov. G. et Sp.* 1. 6. (1822.)

DIAGNOSIS. Achlamydeous herbaceous dicotyledons, with a 2-celled polyspermous capsule, and solitary flowers.

ANOMALIES.

ESSENTIAL CHARACTER.—*Flowers* naked, hermaphrodite, bursting through an irregularly lacerated spatha. *Stamens* hypogynous, varying from 2 to an indefinite number, either placed all round the ovarium or on one side of it, monadelphous, alternately sterile; *anthers* oblong, 2-celled, bursting longitudinally. *Ovarium* 2-celled, with numerous ovula attached to a fleshy central placenta; *styles* or *stigmas* 2 or 3, and sessile. *Fruit* slightly pedicellate, ribbed, capsular, opening by 2 valves, which fall off from the dissepiment, which is parallel with them. *Seeds* numerous, minute, their structure unknown, or, according to Von Martius, entirely simple. — *Herbaceous* branched floating plants. *Leaves* capillary, or linear, or lacerated irregularly, or minute and densely imbricated, decurrent on the stem, with which they are not articulated. *Flowers* axillary or terminal, inconspicuous.

AFFINITIES. Little is at present known of the real characters of this curious order. Only 2 of its genera, *Mniopsis* and *Lacis*, have been well described, and even these are still but imperfectly understood. Dr. Von Martius has the following remarks upon it: "It is very doubtful in what part of the natural series Podostemeæ should be arranged; for they are connected with so many other orders, in so various and complicated a manner, that it is highly probable that several genera, the affinities of which will be more apparent, still remain to be discovered. Nothing can be more singular than the mixture of different characters which they exhibit. Thus, the structure of their spathes, and the want of a true calyx and corolla, approximate them to *Naiades* (*Fluviales*) and *Aroideæ*, while the character of their stamens and fruit is very much that of *Juncaginæ*; the former of these, however, differ in their lower degree of organisation, and the latter in the presence of a more or less perfect perianthium, and in the composition of their capsule. *Lemna*, a genus closely allied to *Aroideæ*, seems to be more related to them in its spatha, hypogynous stamens, habit, and mode of life, but is distinguished by its less highly developed few-seeded fruit. Again, *Mniopsis*, in its ramification, in the form and position of its leaves, and in its stipulæ, and *Lacis* and *Podostemon* in the character of their spatha and the emersion of their pedicels at the time of flowering, call remarkably to mind the habit of *Jungermanniæ*; so that we should probably not be far from the truth, if we were to say that this order forms a transition from *Naiades* (*Fluviales*) to *Juncaginæ*, on the one hand touching upon *Aroideæ*, thus being, as it were, a sort of noble analogy of *Hepaticæ* among monocotyledons." *Nov. G. et Sp.* 1. 7. Upon this it is difficult to make any additional remarks, without being in possession of a more complete knowledge of their structure. I must, however, observe, that it appears to me clear that Podostemeæ are not monocotyledons, as Von Martius, Kunth, and Richard, suppose, but dicotyledons; for which I have to offer the following reasons: In the first place their habit is that of dicotyledons, and not of monocotyledons; *Podostemon* being very like a starved Pepper, and *Hydrostachys* having its flowers in spikes resembling those of *Saururus*. *Tristicha* has minute

scale-like leaves, imbricated in 3 rows, like which there is nothing among monocotyledons. To this may be added the binary division of the ovarium, which is analogous to that of many dicotyledons, but a very rare structure among monocotyledons. Finally, the veneration of the leaves of *Mourera* of Aublet (t. 233), and of *Marathrum*, which is perhaps not distinct, is entirely that of dicotyledons, rather than of monocotyledons. I incline to place the order in the neighbourhood of Piperaceæ, to which it probably approaches more nearly than to any plants hitherto discovered.

GEOGRAPHY. Natives of still waters and damp places in South America and the islands off the east coast of Africa; 1 species is found in North America.

PROPERTIES. Unknown.

EXAMPLES. *Lacis*, *Podostemum*, *Hydrostachys*.

CLXIV. CALLITRICHINEÆ.

CALLITRICHINEÆ, *Link Enum.* 1. 7. (1821); *Dec. Prodr.* 3. 71. (1828); a sect. of *Halorageæ*. *Lindl. Synops.* 242. (1829.)

DIAGNOSIS. Achlamydeous herbaceous dicotyledons, with a 4-celled ovarium, and solitary peltate seeds.

ANOMALIES.

ESSENTIAL CHARACTER.—*Flowers* usually unisexual, monœcious, naked, with 2 fistular coloured bractææ. *Stamen* single; *filament* filiform, furrowed along the middle; *anther* reniform, 1-celled, 2-valved; the valves opening fore and aft. *Ovarium* solitary, 4-cornered, 4-celled; *ovules* solitary, peltate; *styles* 2, right and left, subulate; *stigmas* simple points. *Fruit* 4-celled, 4-seeded, indehiscent. *Seeds* peltate; *embryo* inverted in the axis of fleshy *albumen*; *radicle* very long, curved, superior; *cotyledons* very short. — Small aquatic herbaceous plants, with opposite, simple, entire *leaves*. *Flowers* axillary, solitary, very minute.

AFFINITIES. I have remarked in my *Synopsis*, that “the affinity of this order to other dicotyledons appears to be of precisely the same nature as that borne by *Lemna* to monocotyledons: they each exhibit the lowest degree of organisation known in their respective classes.” Mr. Brown considers it allied to *Halorageæ*; an opinion in which I concur, without adopting *Decandolle’s* explanation of the structure of the flowers; but at the same time I confess that this affinity is less strong than could be wished; is it not rather an anomalous form of a reduced *Euphorbiacea*, or is it related to *Podostemeæ*? All this is still a problem.

GEOGRAPHY. Natives of still waters in Europe and North America.

PROPERTIES. Unknown.

EXAMPLE. *Callitriche*.

CLXV. CERATOPHYLLIÆ.

CERATOPHYLLIÆ, *Dec. Prodr.* 3. 73. (1828); *Lindl. Synops.* 225. (1829.)

DIAGNOSIS. Apetalous dicotyledons, with definite pendulous ovula, solitary flowers, a 1-celled ovarium, and many-parted calyx.

ANOMALIES.

ESSENTIAL CHARACTER.—*Flowers* monœcious. *Calyx* inferior, many-parted. *Male: Stamens* from 12 to 20; *filaments* wanting; *anthers* 2-celled. *Female: Ovarium* superior, 1-celled; *ovule* solitary, pendulous; *stigma* filiform, oblique, sessile. *Nut* 1-celled, 1-seeded,

indehiscent, terminated by the hardened stigma. *Seed* pendulous, solitary; *albumen* 0; *embryo* with 4 cotyledons, alternately smaller; *plumula* many-leaved; *radicle* superior. (*Dec.*)
 — Floating *herbs*, with multifid cellular *leaves*.

AFFINITIES. These are not at all made out. In consequence of the number of its cotyledons, Richard placed it near *Coniferæ*, with which it seems to have no kind of affinity. Decandolle urges its relation to *Hippuris* and *Myriophyllum*, among *Halorageæ*, from which it differs in its superior ovarium; and he inquires whether *Naias*, which according to some is dicotyledonous, does not belong to the same order. Can this family have any relation to *Podostemeæ*? Agardh places it among *Fluviales*.

GEOGRAPHY. Found in ditches in Europe.

PROPERTIES. Unknown.

EXAMPLE. *Ceratophyllum*.

2. MONOPETALOUS PLANTS.

THE character by which this division of Dicotyledons is distinguished from the last (p. 2.), is the cohesion of the edges of the petals into a tube; whence the name Monopetalous, the petals forming together a single floral envelope. Generally it is easy to recognise this character, and the orders thus distinguished are individually perfectly natural; but occasionally certain genera in Polypetalous orders have flowers with a Monopetalous corolla, as in Crassulaceæ; these cases are, however, rare, and are to be considered exceptions to the rule. For the most part, in Monopetalous plants belonging to Polypetalous orders, the petals are readily separable from each other, which is not the case in genuine Monopetalæ; but this is not always so. Apetalous exceptions are exceedingly uncommon: Glaux, among Primulaceæ, is a rare instance of this.

Monopetalous orders approach those which are Polypetalous, Apetalous, or Achlamydeous, at many points besides such as are adverted to at p. 2, especially by Illicineæ, which are nearly allied to Rhamneæ.

LIST OF THE ORDERS.

166. Illicineæ.	187. Calycereæ.	207. Primulaceæ.
167. Styraceæ.	188. Globularineæ.	208. Lentibulariæ.
168. Belvisiaceæ.	189. Stellatæ.	209. Gesnereæ.
169. Sapoteæ.	190. Cinchonaceæ.	210. Orobanchæ.
170. Ericæ.	191. Caprifoliaceæ.	211. Scrophularineæ.
171. Epacrideæ.	192. Lorantheæ.	212. Rhinanthaceæ.
172. Vaccinieæ.	193. Potaliaceæ.	213. Solaneæ.
173. Pyrolaceæ.	194. Loganiaceæ.	214. Acanthaceæ.
174. Campanulaceæ.	195. Asclepiadeæ.	215. Pedalineæ.
175. Lobeliaceæ.	196. Apocyneæ.	216. Cyrtandraceæ.
176. Goodenoviæ.	197. Gentiâneæ.	217. Bignoniaceæ.
177. Stylideæ.	198. Spigeliaceæ.	218. Myoporineæ.
178. Scævoleæ.	199. Convolvulaceæ.	219. Selagineæ.
179. Brunoniaceæ.	200. Polemoniaceæ.	220. Verbenaceæ.
180. Papayaceæ.	201. Hydrocaceæ.	221. Labiata.
181. Cucurbitaceæ.	202. Ebenaceæ.	222. Boragineæ.
182. Plantagineæ.	203. Columelliaceæ.	223. Heliotropiceæ.
183. Plumbagineæ.	204. Jasmineæ.	224. Ehretiaceæ.
184. Dipsaceæ.	205. Oleaceæ.	225. Cordiaceæ.
185. Valerianeæ.	206. Myrsineæ.	226. Hydrophyllææ.
186. Compositeæ.		

CLXVI. ILICINEÆ. THE HOLLY TRIBE.

ILICINEÆ, *Ad. Brongniart Mémoire sur les Rhamnées*, p. 16. (1826); *Lindl. Synops.* p. 73. (1829). — AQUIFOLIACEÆ, *Dec. Théorie*, ed. 1. 217. (1813); *a sect. of Celastrineæ*, *Id. Prodr.* 2. 11. (1825); *Martius H. R. Mon.* (1829.)

DIAGNOSIS. Monopetalous dicotyledons, with a superior 2-6-celled ovary, regular flowers, definite pendulous ovules, a 4-6-lobed corolla, with the stamens equal to the number of its lobes, and albuminous seeds.

ANOMALIES. Flowers unisexual in *Prinos* and *Nemopanthes*.

ESSENTIAL CHARACTER. — *Sepals* 4 to 6, imbricated in aestivation. *Corolla* 4- or 5-parted, hypogynous, imbricated in aestivation. *Stamens* inserted into the corolla, alternate with its segments; *filaments* erect; *anthers* adnate. *Disk* none. *Ovarium* fleshy, superior, somewhat truncate, with from 2 to 6 cells; *ovula* solitary, pendulous from a cup-shaped funiculus; *stigma* sessile, lobed. *Fruit* fleshy, indehiscent, with from 2 to 6 stones. *Seed* suspended, nearly sessile; *albumen* large, fleshy; *embryo* small, 2-lobed, lying next the hilum, with minute *cotyledons*, and a superior *radicle*. — *Trees* or *shrubs*. *Leaves* alternate or opposite, coriaceous. *Flowers* small, axillary, solitary or fasciated.

AFFINITIES. Included in *Rhamnææ* by most botanists, but well distinguished by Ad. Brongniart, who remarks that the suggestion of M. de Jussieu in his *Genera Plantarum*, that *Ilicinææ* ought probably to be placed among *Monopetalææ*, near *Sapotææ* or *Ebenæææ*, will probably be adopted. From *Celastrinææ*, with which they are combined in most modern works, they differ in the form of their calyx and corolla, in the disposition and insertion of their stamens, and especially in the structure of their ovarium and fruit. In these respects they are found by M. Brongniart to agree so completely with *Ebenæææ*, that that order does not, in fact, differ essentially from *Ilicinæææ*, except in characters of a secondary order, such as the calyx and corolla less deeply divided, the stamens often double the number of the segments of the corolla, the style being sometimes divided, the cells of the ovarium usually containing 2 collateral ovula, and finally in the cells of the fruit not becoming bony, as in most *Ilicinæææ*. Von Martius places them near *Polygaleææ*.

GEOGRAPHY. Found in various parts of the world, especially in the West Indies, South America, and the Cape of Good Hope. Several are found in North America; but 1, the common Holly, in Europe.

PROPERTIES. The bark and berries of *Prinos verticillatus* possess, in an eminent degree, the properties of vegetable, astringent, and tonic medicines, along with antiseptic powers which are highly spoken of by American practitioners. *Barton*, 1. 208. *Prinos glaber* and *Ilex Paraguensis* are used as tea: the latter yields the famous beverage called Maté in Brazil. *Mygdina Gongonha* is diuretic. *Dec.*

EXAMPLES. *Ilex*, *Prinos*.

CLXVII. STYRACEÆ.

STYRACEÆ, *Rich. Anal. du Fr.* (1808); *Von Martius N. Gen. et Sp. Pl.* 2. 148. (1826). — EBENACEÆ, a § of *Styraceæ*, *Dec. and Duby*, 320. (1828). — SYMPLOCINÆÆ, *Don Prodr. Nep.* 144. (1825). — STYRACINÆÆ, *Rich. in Humb. N. G. et Sp.* 3. 256. (1818); *Synops.* 2. 315. (1823). — HALESIACEÆ, *Don in Jameson's Journ.* (Dec. 1828); *Link Handb.* 1. 667. (1829.)

DIAGNOSIS. Monopetalous dicotyledons, with an inferior ovarium of several cells, definite ovula, and alternate leaves.

ANOMALIES.

ESSENTIAL CHARACTER. — *Calyx* inferior or superior, with 5 divisions, persistent. *Corolla* hypogynous, monopetalous, the number of its divisions frequently different from that of the calyx; with imbricated aestivation. *Stamens* definite or indefinite, arising from the tube of the corolla, of unequal length, cohering in various ways, but generally in a slight degree only; *anthers* innate, 2-celled, bursting inwardly. *Ovarium* superior, or adhering to the calyx, with from 3 to 5 cells; *ovules* definite, the upper persistent, the lower pendulous, or *vice versa*; *style* simple; *stigma* somewhat capitate. *Fruit* drupaceous, surmounted by or enclosed in the calyx, with from 1 to 5 cells. *Seeds* ascending or suspended, solitary, with the *embryo* lying in the midst of the *albumen*; *radicle* long, directed towards

the hilum; *cotyledons* flat, foliaceous. — *Trees or shrubs*. *Leaves* alternate, without stipulæ, usually toothed, turning yellow in drying. *Flowers* axillary, either solitary or clustered, with scale-like bractæ. *The hairs* often stellate.

AFFINITIES. The plants comprehended under this name require a careful examination and settlement. They have been at one time combined with Ebenaceæ, or divided into the two orders of Styraceæ and Symplocaceæ, from both which Halesiaceæ have been again separated by Don and Link. From Ericaceæ they differ in habit, in the definite number of their seeds, and their inferior ovarium; from Ebenaceæ in the latter character, in the perigynous insertion of the stamens, in the peculiar circumstance of part of the ovules being erect and part inverted, and in the style being simple. Von Martins considers Styraceæ as gamopetalous rather than monopetalous; but what is the real difference in the meaning of these two words? Mr. Don says that Halesiaceæ are a group widely different from Styraceæ. *Jameson's Journ.* 1828. *Dec.* The genus *Symplocos* is rather different in habit from *Styrax* and *Halesia*, turning yellow in drying. Jussieu refers *Styrax* to Meliaceæ, with which family the order has no doubt much affinity. Decandolle considers them nearly akin to Ternströmiaceæ. *Essai Médic.* 203.

GEOGRAPHY. Found in North and South America within and without the tropics, and in tropical Asia and China.

PROPERTIES. Some of the genus *Symplocos* are used in dyeing yellow; others, as *Alstonia theiformis*, are employed as tea, on account of a slight astringency in their leaves. *Storax* and *Benzoin*, two fragrant gum-resins, composed of resin, benzoic acid, and a peculiar aromatic principle, are the produce of two species of *Styrax*.

EXAMPLES. *Styrax*, *Halesia*, *Symplocos*.

CLXVIII. BELVISIACEÆ.

BELVISIÆ, *R. Brown in Linn. Trans.* 13. 222. (1820.)

DIAGNOSIS. Monopetalous dicotyledons, with an inferior ovarium, a plaited many-lobed corolla, alternate leaves, and indefinite ovula.

ANOMALIES. Unknown.

ESSENTIAL CHARACTER.—*Calyx* of 1 piece, persistent, with a divided limb. *Corolla* ? monopetalous, plaited (many-lobed or undivided, simple or double), deciduous. *Stamens* either definite or indefinite, arising from the base of the corolla. *Ovarium* inferior; *style* 1; *stigma* lobed or angular. *Fruit* berried, many-seeded. — *Shrubs*. *Leaves* alternate, entire, without stipulæ. *Flowers* axillary or lateral, solitary. *R. Br.*

AFFINITIES. Little known of this obscure family, except that it is not referable to any order at present established. In fixing it near Styraceæ, it can only be said to resemble that order as much as any other.

GEOGRAPHY. African shrubs or trees.

PROPERTIES. Unknown.

EXAMPLE. *Belvisia*.

CLXIX. SAPOTÆÆ. THE SAPPOBILLA TRIBE:

SAPOTÆ, *Juss. Gen.* 151. (1789). — SAPOTÆÆ, *R. Brown Prodr.* 526. (1810.)

DIAGNOSIS. Monopetalous dicotyledons, with a superior several-celled ovarium, regular flowers, definite erect ovules, an imbricated corolla, with

seeds having a bony seed-coat and a large scar occupying the whole of one of their sides.

ANOMALIES.

ESSENTIAL CHARACTER. — *Flowers* hermaphrodite. *Calyx* divided, regular, persistent. *Corolla* monopetalous, hypogynous, regular, deciduous, its segments usually equal in number to those of the calyx, seldom twice or thrice as many. *Stamens* arising from the corolla, definite, distinct, the fertile ones equal in number to the segments of the calyx, and opposite those segments of the corolla which alternate with the latter, seldom more. *Anthers* usually turned outwards; the sterile stamens as numerous as the fertile ones, with which they alternate, sometimes absent. *Ovarium* 1, with several cells, in each of which is 1 erect ovulum. *Style* 1. *Stigma* undivided, occasionally lobed. *Fruit* baccate with several 1-seeded cells, or by abortion with only 1. *Seeds* nut-like, sometimes cohering into a several-celled putamen. *Testa* bony, shining, its inner face opaque and softer than the rest. *Embryo* erect, large, white, usually enclosed in fleshy albumen. *Cotyledons*, when albumen is present, foliaceous; when absent, fleshy and sometimes connate. *Radicle* short, straight, or a little curved, turned towards the hilum. *Plumula* inconspicuous. — *Trees* or *shrubs*, chiefly natives of the tropics, and abounding in milky juice. *Leaves* alternate, without stipule, entire, coriaceous. *Inflorescence* axillary.

AFFINITIES. This order is certainly near Ebenaceæ, with which it agrees in habit, arborescent stem, alternate entire leaves, and axillary inflorescence; and moreover in its monopetalous regular hypogynous corolla, the absence of a hypogynous disk, an ovarium with several cells, and definite ovules and stamens. They, however, differ in several points. Sapoteæ have usually a milky juice, and therefore their wood is among the softer kinds; their flowers are always hermaphrodite, the segments of the calyx and corolla are often placed in a double row; their stamens are always in a single row, the fertile ones rarely more numerous than the segments of the calyx, and opposite the divisions of the corolla; their style is undivided; the cells of the ovarium are always 1-seeded, with erect ovules; the testa is thick and bony; the embryo is large with respect to the fleshy albumen, which is sometimes deficient; the radicle is very short, and inferior. In Ebenaceæ there is no milk, and the wood is very hard; the flowers are usually unisexual, the segments of the calyx and corolla are almost always in a single row; the stamens are usually doubled, and either twice or four times as numerous as the segments of the corolla, or, if equal to them, alternate with them; the style is generally divided, the cells of the ovarium sometimes 2-seeded, the ovules always pendulous, the testa thin and soft, the embryo middle-sized or small in respect to the cartilaginous albumen, which is always present; the radicle is of middling length, or very long and superior. *R. Brown Prodr.* 529. It is worth remarking, that the woody shell of the seed of Sapoteæ is certainly testa, and not putamen, as is proved by the presence of the micropyle upon it.

GEOGRAPHY. Chiefly natives of the tropics of India, Africa, and America; a few are found in the southern parts of North America, and at the Cape of Good Hope.

PROPERTIES. The fruit of many is esteemed in their native countries as an article of the dessert: such are the Sappodilla Plum, the Star Apple, the Medlar of Surinam, the Mimusops Elengi, and others; they are described as having generally a sweet taste, with a little acidity. The seeds of *Achras* Sapota are aperient and diuretic; those of some others are filled with a concrete oil, which is used for domestic purposes. A kind of thick oil, like butter, is obtained from the fruit of *Bassia butyracea*, the Mahva or Madhvea Tree. The flowers of the same tree are employed extensively in the distillation of a kind of arrack: *Ed. P. J.* 12. 192. The juice of the bark of *Bassia longifolia* is prescribed by the Indian doctors in rheumatic affections. *Ainslie*, 2. 100. The Butter Tree of Mungo Park was also a species of *Bassia*. The bark of 4 species of *Achras* is so astrin-

gent and febrifugal as to have been substituted for quinquina. The Cow Tree of Humboldt has been sometimes supposed to be referable to this order; but there seems no reason now to doubt its belonging to Artocarpeæ. The Tingi da Praya of Brazil, with which the Indians destroy fish, is the *Jacquinia obovata*. The branches are bruised and thrown into the water. It must not be confounded with another fish poison, called Tingi only, which is a species of *Paullinia*. *Pr. Max. Trav.* 166.

EXAMPLES. *Achras*, *Mimusops*.

CLXX. ERICEÆ. THE HEATH TRIBE.

ERICÆ, *Juss. Gen.* 159. (1789). — *ERICÆÆ*, *R. Brown Prodr.* 557. (1810); *Lindl. Synops.* 172. (1829). — *RHODODENDRA*, *Juss. Gen.* 158. (1789). — *ERICINEÆ*, *Desv. Journ. Bot.* 28. (1813). — *RHODORACEÆ* and *ERICACEÆ*, *Dec. Fl. Fr.* 3. 671. and 675. (1815.)

DIAGNOSIS. Monopetalous shrubby dicotyledons, with regular flowers, a superior many-seeded ovarium, a single style, 2-celled dry anthers with appendages, apterous seeds, and embryo in the axis of albumen.

ANOMALIES. *Azalea*, *Rhododendron*, &c., have an irregular corolla, but their stamens are symmetrical. The petals of *Ledum* scarcely cohere. In *Aretostaphylos* the seeds are definite. There is a species of *Erica* with broad winged seeds, according to Mr. Brown.

ESSENTIAL CHARACTER. — *Calyx* 4- or 5-cleft, nearly equal, inferior, persistent. *Corolla* hypogynous, monopetalous, 4- or 5-cleft, occasionally separable into 4 or 5 pieces, regular or irregular, often withering, with an imbricated aestivation. *Stamens* definite, equal in number to the segments of the corolla, or twice as many, hypogynous, or inserted into the base of the corolla; *anthers* 2-celled, the cells hard and dry, separate either at the apex or base, where they are furnished with some kind of appendage, and dehiscing by a pore or cleft. *Ovarium* surrounded at the base by a disk, or secreting scales, many-celled, many-seeded; *style* 1, straight; *stigma* 1, undivided or toothed. *Fruit* capsular, many-celled, with central placenta; *dehiscence* various. *Seeds* indefinite, minute; *testa* firmly adhering to the nucleus; *embryo* cylindrical, in the axis of fleshy albumen; *radicle* opposite the hilum. — *Shrubs* or *under-shrubs*. *Leaves* evergreen, rigid, entire, whorled, or opposite, without stipulae. *Inflorescence* variable, the pedicels generally bracteate.

AFFINITIES. Formerly separated into two by Jussieu, who distinguished *Ericææ* and *Rhodoracææ* by the dehiscence of their capsule; a character which is not now esteemed of ordinal importance, and which is consequently abandoned. They differ from *Vacciniææ* and *Campanulacææ* in their superior ovarium, from *Epacrideææ* in the structure of their anthers, from *Pyrolacææ* in the structure of their seeds and in habit, and from all the orders of which *Scrophularinææ* and *Gentianææ* may be considered the representatives, in the number of cells of the ovarium agreeing with the lobes of the calyx and corolla.

GEOGRAPHY. Most abundant at the Cape of Good Hope, where immense tracts are covered with them; common in Europe and North and South America, both within and without the tropics; less common in northern Asia and India, and almost unknown in Australasia, where their place is supplied by *Epacrideææ*.

PROPERTIES. Their general qualities are, to be astringent and diuretic; *Azalea procumbens*, *Rhododendron ferrugineum* and *chrysanthemum*, and *Ledum palustre*, being examples of the former, and *Aretostaphylos Uva Ursi* of the latter. This, Decandolle observes, has been confounded with *Vaccinium Vitis Idea* by some practitioners, but most improperly, the chemical composition of the two plants being extremely different. See *Essai Méd.* 194. An infusion of the leaves of *Uva Ursi* has been employed with success in cases of gonorrhœa of long standing. *Ibid.* The berries of the

succulent-fruited kinds are usually grateful, and sometimes used as food. *Gaultheria procumbens* and *Shallon*, *Arctostaphylos alpina*, and *Brossæa coccinea*, are examples of this. In the island of Corsica an agreeable wine is said to be prepared from the berries of *Arbutus Unedo*. *Ed. P. J.* 2. 199. *Gaultheria procumbens* possesses stimulating and anodyne properties. In North America an infusion of it is used as tea. *Barton*, 1. 178. An infusion of the berries in brandy is taken in small quantities, in the same way as common bitters. *Ibid.* The fruit of *Arbutus Unedo*, taken in too great quantity, is said to be narcotic, and a similar quality no doubt exists in several other plants of the order; *Ledum palustre* renders beer heady, when used in the manufacture of that beverage; *Rhododendron ponticum* and *maximum*, *Kalmia latifolia*, and some others, are well known to be venomous. The honey which poisoned some of the soldiers in the retreat of the ten thousand through Pontus was gathered by bees from the flowers of *Azalea pontica*. The shoots of *Andromeda ovalifolia* poison goats in Nipal. *Don Prodr.* 149. It is stated by Dr. Horsfield that a very volatile heating oil, with a peculiar odour, used by the Javanese in rheumatic affections, is obtained from a species of *Andromeda*. *Ainslie*, 2. 107.

EXAMPLES. *Erica*, *Andromeda*, *Ledum*, *Rhododendron*, *Azalea*.

CLXXI. EPACRIDEÆ.

EPACRIDEÆ, *R. Brown Prodr.* 535. (1810); *Link Handb.* 1. 601. (1829), a § of *Ericææ*.

DIAGNOSIS. Monopetalous dicotyledons, with regular flowers, a superior several-celled ovarium, an imbricated corolla, a single style, and dry 1-celled anthers.

ANOMALIES. *Monotoca* has but 1 cell in the ovarium.

ESSENTIAL CHARACTER. — *Calyx* 5-parted (very seldom 4-parted), often coloured, persistent. *Corolla* hypogynous, monopetalous, either deciduous or withering, sometimes capable of being separated into 5 pieces, its limb with 5 (rarely 4) equal divisions, sometimes, in consequence of the cohesion of the segments, bursting transversely; the activation valvular or imbricated. *Stamens* equal in number to the segments of the corolla, and alternate with them; very seldom fewer in number. *Filaments* arising from the corolla, or hypogynous. *Anthers* simple, with a single receptacle of pollen, which forms a complete partition sometimes having a border; undivided, opening longitudinally. *Pollen* either nearly round or formed of 3 connate grains. *Ovarium* sessile, usually surrounded at the base with 5 distinct or connate scales; with several, rarely a single, cell; *ovules* solitary or indefinite; *style* 1; *stigma* simple, or occasionally toothed. *Fruit* drupaceous, baccate, or capsular. *Seeds* with albumen. *Embryo* taper, straight, in the axis, more than half as long as the albumen. — *Shrubs* or *small trees*, their hair, when present, being simple. *Leaves* alternate, very rarely opposite, entire or occasionally serrated, usually stalked; their bases sometimes dilated, cucullate, overlapping each other and half sheathing the stem. *Flowers* white or purple, seldom blue, either in spikes or terminal racemes, or solitary and axillary; the calyx or pedicels with 2 or several bractæ, which are usually of the same texture as the calyx.

AFFINITIES. This order differs from *Ericææ* solely in the structure of the anther; but that organ being one of the principal features of *Ericææ*, any material deviation from it acquires a peculiar degree of consequence. In *Ericææ* the anther consists of 2 cells, usually furnished with peculiar appendages; in *Epacrideæ* it is simply 1-celled, with no appendages whatever. The order is remarkable for containing species with both definite and indefinite seeds.

GEOGRAPHY. All natives of Australasia or Polynesia, where they abound as Heaths at the Cape of Good Hope. It is remarkable that only 1 or 2 of the Heath tribe are found in the countries occupied by *Epacrideææ*.

PROPERTIES. The fruit of *Lissanthe sapida*, called the Australian cranberry, is eatable. Chiefly remarkable for the great beauty of the flowers of many species.

EXAMPLES. *Epacris*, *Styphelia*, *Leucopogon*, *Sprengelia*.

CLXXII. VACCINIEÆ. THE BILBERRY TRIBE.

VACCINIEÆ, *Dec. Théor. Elém.* 216. (1813); *Dec. and Duby*, 315. (1818); *Lindl. Synops.* 134. (1829.)

DIAGNOSIS. Monopetalous dicotyledons, with an inferior ovarium, a regular corolla, succulent fruit, indefinite ovules, alternate leaves, and calcarate anthers.

ANOMALIES.

ESSENTIAL CHARACTER.—*Calyx* superior, entire, or with from 4 to 6 lobes. *Corolla* monopetalous, lobed as often as the calyx. *Stamens* distinct, double the number of the lobes of the corolla, inserted into an epigynous disk; *anthers* with 2 horns and 2 cells. *Ovarium* inferior, 4- or 5-celled, many-seeded; *style* simple; *stigma* simple. *Berry* crowned by the persistent limb of the calyx, succulent, 4- or 5-celled, many-seeded. *Seeds* minute; *embryo* straight, in the axis of a fleshy albumen; *cotyledons* very short; *radicle* long, inferior.—*Shrubs*, with alternate coriaceous leaves.

AFFINITIES. Formerly combined with *Ericææ*, from which it differs in its inferior ovarium and succulent fruit. It is confounded by Achille Richard with *Escalloniææ*, which are essentially distinguished by their flowers being polypetalous and the anthers bursting lengthwise. *Myrtaceæ* are obviously separated by being polypetalous, by the leaves being opposite and marked with transparent dots, &c.

GEOGRAPHY. Natives of North America, where they are found in great abundance as far as high northern latitudes; sparingly in Europe; and not uncommonly on high land in the Sandwich Islands.

PROPERTIES. Much the same as those of *Ericææ*; their bark and leaves are astringent, slightly tonic, and stimulating. The berries of many are eaten, under the names of Cranberry, Bilberry, Whortleberry, &c. All the species are choice subjects of the gardener's care.

EXAMPLES. *Vaccinium*, *Oxycoccus*.

CLXXIII. PYROLACEÆ. THE WINTER GREEN TRIBE.

PYROLACEÆ, *Lindl. Coll. Bot. t. 5.* (1821); *Synops.* 175. (1829).—MONOTROPEÆ, *Null. Gen.* 1. 272. (1818); *Dec. and Duby*, 319. (1828.)

DIAGNOSIS. Monopetalous dicotyledons, with regular flowers, a superior many-seeded ovarium, a single declinate style, 2-celled dry anthers with appendages, winged seeds, and a minute inverted embryo in fleshy albumen.

ANOMALIES. The style is not always declinate. There is a shrubby species of *Pyrola*.

ESSENTIAL CHARACTER.—*Calyx* 5-leaved, persistent, inferior. *Corolla* monopetalous, hypogynous, regular, deciduous, 4- or 5-toothed, with an imbricated aestivation. *Stamens* hypogynous, twice as numerous as the divisions of the corolla; *anthers* 2-celled, opening longitudinally, and furnished with appendages at the base. *Ovarium* superior, 4- or 5-celled, many-seeded, with a hypogynous disk; *style* 1, straight or declinate; *stigma* simple. *Fruit* capsular, 4- or 5-celled, dehiscent, with central placentæ. *Seeds* indefinite, minute, winged; *embryo* minute, inverted, at the extremity of a fleshy albumen.—*Herbaceous*

plants, rarely *under shrubs*, sometimes parasitical and leafless. *Stems* round, covered with scales; in the frutescent species leafy. *Leaves* either wanting or simple, entire or toothed. *Flowers* in terminal racemes, rarely solitary.

AFFINITIES. However different the tribes of Ericææ and Orobanchææ may seem, they are completely connected by this, which, with the regular corolla, having a slight tendency to irregularity in its declinate style, the 5 cells, and hypogynous dry spurred anthers of the former, combine the habit and peculiar structure of seed of the latter. They are known from Ericææ by their winged seeds, minute embryo, often declinate style, and herbaceous often leafless habit. The latter character will not, however, alone point out the order; nor is it even universal in particular genera; for *Pyrola* itself, which has usually round bright green leaves, contains a species destitute of leaves, and having the habit of *Pterospora*.

GEOGRAPHY. Natives of Europe, North America, and the northern parts of Asia, in fir woods, or in similar situations.

PROPERTIES. *Chimaphila umbellata* is a most active diuretic; it is also found to possess valuable tonic properties. The leaves, applied to the skin, act as slight vesicatories. It is remarkable enough that *C. maculata*, a very closely allied species, should be asserted by American practitioners to be wholly inert. See *Barton*, l. 28.

EXAMPLES. *Pyrola*, *Chimaphila*, *Monotropa*, *Pterospora*, *Schweinitzia*.

CLXXIV. CAMPANULACEÆ. THE CAMPANULA TRIBE.

CAMPANULÆ, *Juss. Gen.* 163. (1789) *in part.* — CAMPANULACEÆ, *R. Brown Prodr.* 559. (1810); *Lindl. Synops.* 135. (1829). — CAMPANULÆ, *Alph. Dec. Monogr.* (1830.)

DIAGNOSIS. Monopetalous milky dicotyledons, with an inferior ovarium, a regular corolla, capsular fruit, indefinite ovules, alternate leaves, and round pollen.

ANOMALIES.

ESSENTIAL CHARACTER. — *Calyx* superior, usually 5-lobed (3-8), persistent. *Corolla* monopetalous, inserted into the top of the calyx, usually 5-lobed (3-8), withering on the fruit, regular. *Estivation* valvate. *Stamens* inserted into the calyx alternately with the lobes of the corolla, to which they are equal in number. *Anthers* 2-celled, distinct. *Pollen* spherical. *Ovarium* inferior, with 2 or more polyspermous cells opposite the stamens, or alternate with them; *style* simple, covered with collecting hairs; *stigma* naked, simple, or with as many lobes as there are cells. *Fruit* dry, crowned by the withered calyx and corolla, dehiscing by lateral irregular apertures or by valves at the apex, always loculicidal. *Seeds* numerous, attached to a placenta in the axis; *embryo* straight, in the axis of fleshy albumen; *radicle* inferior. — *Herbaceous* plants or *under-shrubs*, yielding a white milk. *Leaves* almost always alternate, simple, or deeply divided, without stipulae. *Flowers* single, in racemes, spikes, or panicles, or in heads, usually blue or white, very rarely yellow.

AFFINITIES. While this work was going through the press, an excellent Monograph of the present order reached me from M. Alphonse Decandolle. I gladly avail myself of the valuable remarks of this skilful botanist in explaining the affinities of Campanulacææ. He considers that they differ from Lobeliacææ chiefly in their regular corolla, their stamens being almost always distinct, their pollen spherical (not oval), their stigmas generally long and velvety externally, in the abundance of collecting hairs on the style, and finally in their capsule usually opening laterally. "It is not only in the form," he proceeds, "but also in the number of the parts, that the flower of Campanulacææ is more regular than that of Lobeliacææ. Thus, in

several Campanulas the cells of the ovarium are equal in number to the stamens and the divisions of the corolla and calyx, which points out the natural symmetry of the flower. In the Lobelias abortion is more frequent. In both groups the innermost organs are abortive more frequently than the outermost. Thus, the number of cells is often smaller (never greater) than that of the stamens; the number of stamens is sometimes smaller (but never larger) than that of the lobes of the corolla; and the same is true of the lobes of the corolla with respect to the calyx. Finally, Lobeliaceæ have sometimes a corolla of a fine bright red, a colour unknown among Campanulas; nine-tenths of the species of the latter have blue flowers; and those in which the colour varies, and into which a little red enters (as *Canarina*), are far from having the brilliancy of *Lobelia cardinalis* for instance. After Lobeliaceæ, the natural groups with which Campanulaceæ have the most relation are, no doubt, Goodenoviæ and Stylidiæ, which formed part of the Campanulaceæ of M. de Jussieu. The regular corolla of Campanulaceæ distinguishes them, at first sight, from both those groups, as well as from Lobeliaceæ. Besides, Campanulas have not the fringed indusium which terminates the style of Goodenoviæ, and surrounds their stigma. Although this organisation approaches that of Lobeliaceæ, and so Campanulaceæ, it is not less true that it affords an important mark of distinction, and that it is connected with essential differences in the mode of fecundation. Mr. Brown has also remarked, that the corolla of Goodenoviæ is sometimes polypetalous, which it never is in Campanulaceæ or Lobeliaceæ; that the æstivation of their corolla is induplicate, not valvate; that its principal veins are lateral, or alternate with the lobes, as in Compositæ; that in the species of Goodenoviæ with dehiscent fruit, the dehiscence is usually septical, while in the two other groups it is always loculicidal; finally, that Goodenoviæ have not the milky juice that characterises Campanulaceæ and Lobeliaceæ." Notwithstanding their polyspermous fruit and different inflorescence, these approach very closely to Compositæ; their milky juice is the same as that of Cichoraceæ; their species have, in many cases, the flowers crowded in heads; their stigma is similar to that of many Compositæ; they have the same collecting hairs on the style, in both cases intended to clear out the pollen from the cells of the anthers; and, finally, their habit is very like.

GEOGRAPHY. Chiefly natives of the north of Asia, Europe, and North America, and scarcely known in the hot regions of the world. In the meadows, fields, and forests of the countries they inhabit, they constitute the most striking ornament. Some curious species are found in the Canaries, St. Helena, and Juan Fernandez. M. Alphonse Decandolle remarks, that "it is within the 36° and 47° N. lat. that in our hemisphere the greatest number of species is found; the chain of the Alps, Italy, Greece, Caucasus, the Altai range, are their true country. In whatever direction we leave these limits, the number of species rapidly decreases. In the southern hemisphere, the Cape of Good Hope (lat. 34° S.) is another centre of habitation, containing not fewer than 63 species. This locality has a climate so different from that of our mountains, that it may be easily imagined that the species capable of living there differ materially from those of our own hemisphere: in fact, they belong to other genera." Of 300 species, only 19 are found within the tropics.

PROPERTIES. The milky juice is rather acrid, but nevertheless the roots and young shoots of some, particularly of *Campanula Rapunculis*, or *Rampion*, of *Phytanma spicata*, of *Canarina Campanula*, &c., are an occasional article of food. The chief value of the order, however, is its beauty.

EXAMPLES. *Campanula*, *Wahlenbergia*.

CLXXV. LOBELIACEÆ.

CAMPANULACEÆ, § 2. *R. Brown Prodr.* 562. (1810).—LOBELIACEÆ, *Juss. Ann. Mus.* 13. 1. (1811); *Dec. and Duby*, 310. (1828); *Lindl. Synops.* 137. (1829.)

DIAGNOSIS. Monopetalous milky dicotyledons, with an inferior ovary, an irregular corolla, syngenesious stamens, indefinite ovula, alternate leaves, and oval pollen.

ANOMALIES. *Clintonia* has a triangular 1-celled ovary, with 2 parietal placentæ. Some have 5 petals. One species of *Lobelia* is diœcious.

ESSENTIAL CHARACTER.—*Calyx* superior, 5-lobed, or entire. *Corolla* monopetalous, irregular, inserted in the calyx, 5-lobed, or deeply 5-cleft. *Stamens* 5, inserted into the calyx alternately with the lobes of the corolla; *anthers* cohering; *pollen* oval. *Ovary* inferior, with from 1 to 3 cells; *ovula* very numerous, attached either to the axis or the lining; *style* simple; *stigma* surrounded by a cup-like fringe. *Fruit* capsular, 1- or more-celled, many-seeded, dehiscing at the apex. *Seeds* attached either to the lining or the axis of the pericarpium; *embryo* straight, in the axis of fleshy albumen; *radicle* pointing to the hilum.—*Herbaceous* plants or *shrubs*. *Leaves* alternate, without stipulæ. *Flowers* axillary or terminal.

AFFINITIES. Yet more nearly related to Compositæ even than Campanulacæ, especially in their cohering anthers and in the irregularity of their corolla, which consists in its being split, so that the segments cohere towards one side just like the 5 segments that make up the ligulate floret of a Composita. The stigma is surrounded by hairs, which are probably analogous to the indusium of Goodenoviæ, to which order Lobeliacæ approach closely. Of course they participate in any and all the affinities of Campanulacæ. M. Alphonse Decandolle criticises, with much justice, the character assigned to Lobeliacæ in my *Synopsis* of the British Flora, particularly in regard to the *cup* or fringe assigned to their stigma: this was a misprint for cup-like. He is also, perhaps, right in considering Jasionæ more properly a Campanulacæ than a Lobeliacæ plant. The genus, however, seems to me to stand upon the limit between the two orders.

GEOGRAPHY. Unlike Campanulacæ, these seem to prefer countries within or upon the border of the tropics to such as have a colder character. We find them abounding in the West Indies, Brazil, the Cape of Good Hope, and the Sandwich Islands; they are not uncommon in Chile, and New Holland.

PROPERTIES. All dangerous or suspicious, in consequence of the excessive acidity of their milk. *Lobelia tupa* yields a dangerous poison in Chile. The most active article of the North American *Materia Medica* is said to be the *Lobelia inflata*: it is possessed of an emetic, sudorific, and powerful expectorant effect, especially the first. When given with a view to empty the stomach, it operates vehemently and speedily; producing, however, great relaxation, debility, and perspiration, and even death, if given in over-doses. *Barton*, 1. 189. The anti-syphilitic virtues ascribed to *Lobelia syphilitica* are supposed to have resided in its diuretic property; they are, however, generally discredited altogether. *Ibid.* 2. 211. *Lobelia longiflora*, a native of some of the West India Islands, is one of the most venomous of plants. The Spanish Americans call it *Rebenta Cavallos*, because it proves fatal to horses that eat it, swelling them until they burst. Taken internally, it acts as a violent cathartic, the effects of which no remedy can assuage, and which end in death. The leaves are an active vesicatory. *Lobelia cardinalis* is an acrid plant which is reckoned an anthelmintic. *Ibid.* 2. 180.

EXAMPLES. *Lobelia*, *Isotoma*.

CLXXVI. GOODENOVIÆ.

CAMPANULÆ, *Juss. Gen.* 163. (1789) *in part.* — GOODENOVIÆ, *R. Brown Prodr.* 573. (1810).

DIAGNOSIS. Monopetalous dicotyledons, with a 2-4-celled inferior ovarium, an indusiate stigma, and indefinite seeds.

ANOMALIES. This order offers the singular anomaly of genera having, at the same time, an inferior calyx and a superior corolla; a circumstance which, it has been well observed by Mr. Brown, points out the real origin of both organs.

ESSENTIAL CHARACTER. — *Calyx* usually superior, rarely inferior, equal or unequal, in from 3 to 5 divisions. *Corolla* always more or less superior, monopetalous, more or less irregular, withering; its *tube* split at the back, and sometimes capable of being separated into 5 pieces, when the calyx only coheres with the base of the ovarium; its *limb* 5-parted, with 1 or 2 lips, the edges of the segments being thinner than the middle, and folded inwards in æstivation. *Stamens* 5, distinct, alternate with the segments of the corolla; *anthers* distinct or cohering, 2-celled, bursting longitudinally. *Pollen* simple or compound. *Ovarium* 2-celled, rarely 4-celled, with indefinite ovules, having sometimes a gland at its base between the 2 anterior filaments; *style* 1, simple, very rarely divided; *stigma* fleshy, undivided, or 2-lobed, surrounded by a membranous cup. *Fruit* a 2- or 4-celled capsule with many seeds, attached to the axis of the dissepiment, which is usually parallel with the valves, rarely opposite to them. *Seeds* usually with a thickened testa, which is sometimes nut-like; *albumen* fleshy, enclosing an erect *embryo*; *cotyledons* foliaceous; *plumula* inconspicuous. — *Herbaceous* plants, rarely *shrubs*, without milk, with simple or glandular hairs, if any are present. *Leaves* scattered, often lobed, without stipule. *Inflorescence* terminal, variable. *Flowers* distinct, never capitate, usually yellow, or blue, or pink.

AFFINITIES. The strict relation of these to Campanulaceæ and Lobeliaceæ cannot be doubted, from which they differ in the æstivation of the flower, and in the peculiar indusium of the stigma, a trace of which is to be found in Lobeliaceæ, and which exists in a remarkable degree in Brunoniaceæ. Scævoleæ differ only in their definite seeds. Upon the nature of the indusium of the stigma Mr. Brown makes the following observations.

“Is this remarkable covering of the stigma in these families merely a process of the apex of the style? or is it a part of distinct origin, though intimately cohering with the pistillum? On the latter supposition, may it not be considered as analogous to the glandular disk surrounding or crowning the ovarium in many other families? And, in adopting the hypothesis I have formerly advanced respecting the nature of this disk in certain families,—namely, that it is composed of a series of modified stamina,—has not the part in question a considerable resemblance, in apparent origin and division, to the stamina of the nearly-related family Stylidæ? To render this supposition somewhat less paradoxical, let the comparison be made especially between the indusium of Brunonia and the imperfect antheræ in the female flowers of Forstera. Lastly, connected with this view, it becomes of importance to ascertain whether the stamina in Stylidæ are opposite to the segments of calyx or of corolla. The latter disposition would be in favour of the hypothesis. This, however, is a point which will not be very easily determined, the stamina being lateral. In the mean time, the existence and division of the corona faucis in Stylidium render it not altogether improbable that they are opposite to the segments of the corolla.” *R. Brown in Linn. Trans.* 12. 134. I am rather inclined to consider the indusium analogous to the collecting hairs of Campanulaceæ. In these they occupy the surface of the greater part of the style; in Lobelia they are arranged in a whorl, forming a cup-like fringe; and in Goodenoviæ the hairs, being still whorled, are consolidated into a uniform substance by their mutual cohesion.

GEOGRAPHY. Natives of New Holland, and other islands of the South Pacific Ocean.

PROPERTIES. Unknown.

EXAMPLES. Goodenia, Velleia, Leschenaultia.

CLXXVII. STYLIDIEÆ.

STYLIDIEÆ, *R. Brown Prodr.* 565. (1810).

DIAGNOSIS. Monopetalous gynandrous dicotyledons.

ANOMALIES.

ESSENTIAL CHARACTER. — *Calyx* superior, with from 2 to 6 divisions, bilabiate or regular, persistent. *Corolla* monopetalous, falling off late; its limb irregular, rarely regular, with from 5 to 6 divisions, imbricated in æstivation. *Stamens* 2; *filaments* connate with the style into a longitudinal column; *anthers* twin, sometimes simple, lying over the stigma; *pollen* globose, simple, sometimes angular. *Ovarium* 2-celled, many-seeded, sometimes 1-celled, in consequence of the contraction of the dissepiment, often surmounted with a single gland in front, or two opposite ones; *style* 1; *stigma* entire or bifid. *Capsule* with 2 valves and 2 cells, the dissepiment between which being sometimes either contracted or separable from the inflexed margins of the valves, the capsule becomes as it were 1-celled. *Seeds* small, erect, sometimes stalked, attached to the axis of the dissepiment; *embryo* minute, enclosed within a fleshy, somewhat oily albumen.—*Herbaceous* plants or *undershrubs*, without milk, having a stem or scape, their hair, where they have any, simple, acute, or headed with a gland. *Leaves* scattered, sometimes whorled, entire, their margins naked or ciliated, the radical ones clustered in the species with scapes. *Flowers* in spikes, racemes, or corymbs, or solitary; terminal, rarely axillary, the pedicels usually with three bracteæ.

AFFINITIES. Nearly allied both to Campanulaceæ and Goodenoviæ, from both which they are distinguished by their gynandrous stamens, and from the latter by the want of an indusium to the stigma. The structure of the sexual organs is highly curious; the stamens and style are closely combined in a solid irritable column, at the top of which is a cavity, including the stigma, and bounded by the anthers. A singular blunder was committed by Labillardière, who mistook the epigynous gland for the stigma; and another by L. C. Richard, who considered the labellum to be the female organ.

GEOGRAPHY. Chiefly found in New Holland. Species have been discovered both in Ceylon and the South Sea Islands.

PROPERTIES. Unknown.

EXAMPLES. Stylidium, Forstera.

CLXXVIII. SCÆVOLEÆ.

GOODENOVIÆ, § Scævoleæ, *R. Brown Prodr.* 582. (1810).

DIAGNOSIS. Monopetalous dicotyledous, with a 1-4-celled inferior ovary, an indusiate stigma, and definite erect seeds.

ANOMALIES. A Molucca species of Scævola exists, with opposite leaves. *R. Br.*

ESSENTIAL CHARACTER. — *Calyx* superior, equal or unequal, in 5 divisions, sometimes obsolete. *Corolla* superior, monopetalous, more or less irregular, withering, or deciduous; its *tube* split at the back; its *limb* 5-parted, with 1 or 2 lips, the edges of the segments being thinner than the middle, and folded inwards in æstivation. *Stamens* 5, distinct, alternate with the segments of the corolla; *anthers* distinct or cohering, 2-celled, bursting longitudinally; *pollen* simple. *Ovarium* 1-2- or 4-celled, with 1, seldom 2, erect

ovula in each cell; *style* 1, simple; *stigma* fleshy, surrounded by a membranous cup. *Fruit* inferior, indehiscent, drupaceous, or nut-like. *Seeds* with a thickened testa; *albumen* fleshy, enclosing an erect embryo; *cotyledons* foliaceous; *plumula* inconspicuous.—*Herbaceous* plants or *shrubs*, without milk, with simple or stellate hairs, if any are present. *Leaves* scattered, undivided, without stipulæ. *Inflorescence* axillary or terminal. *Flowers* distinct, never capitate, white, blue, or yellowish.

AFFINITIES. Combined, on account of their indusiate stigmas, by Mr. Brown, with Goodenovia and Brunoniaceæ, from the former of which they differ in habit, indehiscent fruit, and definite seeds; from the latter, in their inferior ovarium and habit.

GEOGRAPHY. Natives of the South Seas and the islands of the Indian archipelago. The species are abundant in New Holland.

PROPERTIES. Unknown.

EXAMPLES. Scævola, Diaspasis, Dampiera.

CLXXIX. BRUNONIACEÆ.

GOODENOVIE, § 2. *R. Brown Prodr.* 589. (1810).

DIAGNOSIS. Monopetalous dicotyledons, with regular flowers, a superior entire ovarium, a single erect ovulum, capitate flowers, and a stigma with an indusium.

ANOMALIES.

ESSENTIAL CHARACTER.—*Calyx* inferior, in 5 divisions, with 4 bractæ at the base. *Corolla* monopetalous, almost regular, 5-parted, inferior, withering. *Stamens* definite, hypogynous, alternate with the segments of the corolla; *anthers* collateral, slightly cohering. *Ovarium* 1-celled, with a single erect ovulum; *style* single; *stigma* enclosed in a 2-valved cup. *Fruit* a membranous utricle enclosed within the indurated tube of the calyx. *Seed* solitary, erect, without albumen; *embryo* with plano-convex fleshy *cotyledons*, and a minute inferior *radicle*.—*Herbaceous* plants, without stems, and simple glandless hairs. *Leaves* radical, entire, with no stipulæ. *Flowers* collected in heads, surrounded by enlarged bractæ, blue.

AFFINITIES. Placed by Mr. Brown as a section of Goodenoviæ, from which they, in my judgment, differ essentially in their superior 1-celled ovarium and capitate flowers, thus approaching some species of Dipsacæ, from which they differ in the want of an involucellum, their erect ovulum, superior ovarium, and peculiar stigma. With reference to this, Mr. Brown says: "Brunonia agrees with Goodenoviæ in the remarkable indusium of the stigma, in the structure and connexion of the antheræ, in the seed being erect, and essentially in the æstivation of corolla. It differs from them in having both calyx and corolla distinct from the ovarium, in the disposition of vessels in the corolla, in the filaments being jointed at top, in the seed being without albumen, and in its remarkable inflorescence, compatible, indeed, with the nature of the irregularity in the corolla of Goodenoviæ, but which can hardly co-exist with that characterising Lobeliaceæ. With Compositæ it agrees essentially in inflorescence, in the æstivation of corolla, in the remarkable joint or change of texture in the apex of its filaments, and in the structure of the ovarium and seed. It differs from them in having ovarium liberum or superum, in the want of a glandular disk, in the immediately hypogynous insertion of the filaments, in the indusion of the stigma, and in the vascular structure of the corolla, whose tube has five nerves only, and these continued through the axes of the lacinie, either terminating simply (as is at least frequently the case in Brunonia sericea), or (as in B. australis) dividing at top into two recurrent branches, forming lateral

nerves, at first sight resembling those of *Compositæ*, but which hardly reach to the base of the laciniæ. It is a curious circumstance that *Brunonia* should so completely differ from *Compositæ* in the disposition of vessels of the corolla, while both orders agree in the no less remarkable structure of the jointed filament; a character which had been observed in a very few *Compositæ* only, before the publication of M. Cassini's second Dissertation, where it is proved to be nearly universal in the order. In the opposite parietes of the ovarium of *Brunonia* two nerves or vascular cords are observable, which are continued into the style, where they become approximated and parallel. This structure, so nearly resembling that of *Compositæ*, seems to strengthen the analogical argument in favour of the hypothesis advanced in the present paper, of the compound nature of the pistillum in that order, and of its type in phænogamous plants generally; *Brunonia* having an obvious and near affinity to *Goodenoviæ*, in the greater part of whose genera the ovarium has actually two cells with one or an indefinite number of ovula in each; while in a few genera of the same order, as *Dampiera*, *Diaspasis*, and certain species of *Scævola*, it is equally reduced to one cell and a single ovulum." *R. Brown in Linn. Trans.* 12. 132. The habit of this order is very much that of *Globularineæ*.

GEOGRAPHY. Natives of New Holland.

PROPERTIES. Unknown.

EXAMPLE. *Brunonia*.

CLXXX. PAPAYACEÆ. THE PAPAW TRIBE.

PAPAYÆ, *Agardh Classes.* (1824). — CARICEÆ, *Turpin in Atl. du Dict. des Sc. Nat.* (?) — PAPAYACEÆ, *Von Martius H. R. M.* (1829.)

DIAGNOSIS. Monopetalous dicotyledons, with regular unisexual flowers, and a superior 1-celled ovarium with 5 parietal placentæ.

ANOMALIES.

ESSENTIAL CHARACTER.—*Flowers* unisexual. *Calyx* inferior, minute, 5-toothed. *Corolla* monopetalous; in the *male* tubular, with 5 lobes and 10 stamens, all arising from the same line, and of which those that are opposite the lobes are sessile, the others on short filaments; *anthers* adnate, 2-celled, bursting longitudinally; in the *female* divided nearly to the base into 5 segments. *Ovarium* superior, 1-celled, with 5 parietal polyspermous placenta; *stigma* sessile, 5-lobed, lacerated. *Fruit* succulent, indehiscent, 1-celled, with 5 polyspermous parietal placenta. *Seeds* enveloped in a loose mucous coat with a brittle pitted testa; *embryo* in the axis of fleshy *albumen*, with flat cotyledons and a taper radicle turned towards the hilum. — *Trees* without branches, yielding an acrid milky juice. *Leaves* alternate, lobed, on long taper petioles. *Flowers* in axillary racemes.

AFFINITIES. It was the opinion of Jussieu that the genus upon which this order is founded held a sort of middle station between *Urticæ* and *Cucurbitacæ*. Auguste St. Hilaire has, however, well remarked upon this subject, that the only relation that it has with *Urticæ* consists in the separation of sexes, its milky juice, its habit, which is like that of some species of *Ficus*, its foliage, which is not very different from that of *Cecropia*, and the position of its stigmas: and to these he wisely attaches very little importance. Its fruit brings it near *Cucurbitacæ*; but its true place is probably in the vicinity of *Passifloreæ*, with which it altogether agrees in the appearance of its testa, in its unilocular fruit with parietal polyspermous placenta, and in its dichlamydeous flowers; differing, however, widely in its habit and monopetalous flowers.

GEOGRAPHY. Natives of South America; unknown, except as objects of cultivation, beyond that continent.

PROPERTIES. The fruit of the Papaw is eaten, when cooked, and is esteemed by some persons; but it appears to have little to recommend it. Its great peculiarities are, that the juice of the unripe fruit is a most powerful and efficient vermifuge, the powder of the seed even answers the same purpose, and that a principal constituent of this juice is fibrine, a principle otherwise supposed peculiar to the animal kingdom and to fungi. The tree has, moreover, the singular property of rendering the toughest animal substances tender, by causing a separation of the muscular fibre; its very vapour even does this; newly-killed meat suspended among the leaves, and even old hogs and old poultry, becoming tender in a few hours, when fed on the leaves and fruit. See an excellent account of the Papaw by Dr. Hooker, in the *Bot. Mag.* 2898.

EXAMPLE. Carica.

CLXXXI. CUCURBITACEÆ. THE GOURD TRIBE.

CUCURBITACEÆ, *Juss. Gen.* 393. (1789); *Aug. St. Hil. in Mem. Mus.* 9. 190-221. (1823); *Dec. Prodr.* 3. 297. (1828); *Lincl. Synops.* 319. (1829).—NANDHIRO-BEÆ, *Aug. de St. Hil.* l. c. (1823); *Turpin Dict. des Sc. Atlas.* (?)

DIAGNOSIS. Monopetalous dicotyledons, with an inferior ovarium, parietal placenta, succulent fruit, a regular corolla, and no albumen.

ANOMALIES. The ripe fruit is divided into 3 or 4 cells in some Momordicas, and is occasionally dry, opening by valves at the apex.

ESSENTIAL CHARACTER.—*Flowers* usually unisexual, sometimes hermaphrodite. *Calyx* 5-toothed, sometimes obsolete. *Corolla* 5-parted, scarcely distinguishable from the calyx, very cellular, with strongly marked reticulated veins, sometimes fringed. *Stamens* 5, either distinct, or cohering in 3 parcels; *anthers* 2-celled, very long and sinuous. *Ovarium* inferior, 1-celled, with 3 parietal placenta; *style* short; *stigmas* very thick, velvety or fringed. *Fruit* fleshy, more or less succulent, crowned by the scar of the calyx, 1-celled, with 3 parietal placenta. *Seeds* flat, ovate, enveloped in an arillus, which is either juicy, or dry and membranous; *testa* coriaceous, often thick at the margin; *embryo* flat, with no albumen; *cotyledons* foliaceous, veined; *radicle* next the hilum.—*Roots* annual or perennial, fibrous or tuberous. *Stem* succulent, climbing by means of tendrils formed by abortive leaves (stipulae, *St. Hil.*). *Leaves* palmated, or with palmate ribs, very succulent, covered with numerous asperities. *Flowers* white, red, or yellow.

AFFINITIES. Placed by Auguste de St. Hilaire and Decandolle between Myrtaceæ, to which they appear to me to have little affinity, and Passifloreæ, to which they are so closely allied, that they scarcely differ, except in their monopetalous corolla, sinuous stamens, unisexual flowers, and exalbuminous seeds, the habit of both being exactly the same. By the former of these two writers a very particular account of the structure of the order has been given in the *Mémoires du Muséum*. He adopts the opinion of Jussieu, that the apparent corolla of these plants is really a calyx, considering the apparent calyx to be merely certain external appendages. This view I cannot follow, any more than the notion of Passifloreæ being apetalous: however ingenious the reasoning may be upon which such theories are founded, they appear to me to be overstrained, and entirely at variance with both analogy and actual structure. In discussing the affinities of the order, which he does much at length, he remarks, that Carica (now the type of the order Papayaceæ) should be excluded; that the tendrils of Cucurbitaceæ are transformed stipulae, but scarcely analogous to the stipulae of Passifloreæ; that there is an affinity between the order and Campanulaceæ,

manifested in the perigynous insertion of the stamens, the inferior ovarium, the single style with several stigmas, the quinary division of the flower connected with the ternary division of the fruit, and, finally, some analogy in the nature of the floral envelopes. He, however, chiefly insists upon their affinity with Onagrarix, with which, including Combretaceæ, they agree in their definite perigynous stamens, single style, exalbuminous seeds, fleshy fruit, and occasionally in the unisexual flowers and climbing stem, being connected in the latter point of view with Onagrarix through Gronovia, a climbing genus of that order. He also points out the further connexion that exists between Cucurbitaceæ and Onagrarix through Loaseæ, which, with an undoubted affinity to the latter, have all the habit of the former. With regard to the supposed affinity of Cucurbitaceæ to Myrtaceæ, this is founded upon the characters of a small group, called NĀNDHIROBÆ, consisting of plants having the habit of Cucurbitaceæ, but some resemblance in the form of their fruit to that of Lecythideæ, which, as is well known, border closely upon Myrtaceæ: but beyond this resemblance in the fruit, which appears to be altogether a structure of analogy rather than of affinity, I find nothing to confirm the approachment. Indeed, I agree with Decandolle in estimating Nāndhirobeæ no higher than a mere section of Cucurbitaceæ.

GEOGRAPHY. Natives of hot countries in both hemispheres, chiefly within the tropics; a few are found to the north in Europe and North America, and several are natives of the Cape of Good Hope. India appears to be their favourite station.

PROPERTIES. One of the most useful orders in the vegetable kingdom, comprehending the Melon, the Cucumber, the Choco, and the various species of Gourd, all useful as the food of man. A bitter laxative quality perhaps pervades all these, which, in the Colocynth gourd, is so concentrated as to become an active purgative principle. The Colocynth of the shops is prepared from the pulp of Cucumis Colocynthis: it is of so drastic and irritating a nature as to be classed by Orfila among his poisons; but, according to Thunberg, the gourd is rendered perfectly mild at the Cape of Good Hope, by being properly pickled. *Ainslie*, 1. 85. The bitter resinous matter in which the active principles of Colocynth are supposed to exist, is called by chemists Colocynthin. A waxy substance is secreted by the surface of the fruit of Benincasa cerifera. It is produced in the most abundance at the time of its ripening. *Delile Descript.* The leaf of *Feuillea cordifolia* is asserted by M. Drapiez to be a powerful antidote against vegetable poisons. *Ed. P. J.* 4. 221. The fruit of *Trichosanthes palmata*, pounded small and intimately blended with warm cocoa-nut oil, is considered a valuable application in India for cleaning and healing the offensive sores which sometimes take place inside of the ears. It is also supposed to be a useful remedy, poured up the nostrils, in cases of ozæna. *Ainslie*, 2. 85. The root of *Bryonia* possesses powerful purgative properties, but is said to be capable of becoming wholesome food if properly cooked. The perennial roots of all the order appear to contain similar bitter drastic virtues, especially that of the *Momordica Elaterium*, or Spirting Cucumber. An extremely active poisonous principle, called Elatine, has also been found in the placenta of this plant. It exists in such extremely small quantity, that Dr. Clutterbuck only obtained 6 grains from 40 fruit. *Ed. P. J.* 3. 307. An ingenious explanation of the cause of the singular ejection of the seeds of this plant will be found in Dutochet *Nouvelles Recherches sur l'Exosmose*. The root of *Bryonia rostrata* is prescribed in India internally, in electuary, in cases of piles. It is also used as a demulcent, in the form of powder. That of *Bryonia cordifolia* is considered cooling, and to possess

virtues in complaints requiring expectorants. *Ainslie*, 2. 21. The root of *Bryonia epigæa* was once supposed to be the famous Colombo root, to which it approaches very nearly in quality. The tender shoots and leaves of *Bryonia scabra* are aperient, having been previously roasted. *Ibid.* 2. 212. The seeds of all the species are sweet and oily, and capable of forming very readily an emulsion; those of *Joliffia africana*, an African plant, are as large as chestnuts, and said to be as excellent as almonds, having a very agreeable flavour; when pressed they yield an abundance of oil, equal to that of the finest Olives. Decandolle remarks, that the seeds of this family never participate in the property of the pulp that surrounds them.

EXAMPLES. *Cucumis*, *Bryonia*, *Cucurbita*, *Luffa*.

CLXXXII. PLANTAGINEÆ. THE RIB-GRASS TRIBE.

PLANTAGINES, *Juss. Gen.* 89. (1789).—PLANTAGINEÆ, *R. Brown Prodr.* 423. (1810); *Lindl. Synops.* 169. (1829).

DIAGNOSIS. Monopetalous tetrandrous dicotyledons, with a regular corolla, a superior 2-4-celled ovarium, a simple filiform stigma, spiked flowers, flaccid filaments, and a membranous pericarp dehiscing transversely.

ANOMALIES. In *Littorella* the flowers are solitary.

ESSENTIAL CHARACTER.—*Flowers* usually hermaphrodite, seldom unisexual. *Calyx* 4-parted, persistent. *Corolla* monopetalous, hypogynous, persistent, with a 4-parted limb. *Stamens* 4, inserted into the corolla, alternately with its segments; *filaments* filiform, flaccid, doubled inwards in aestivation; *anthers* versatile, 2-celled. *Ovarium* sessile, without a disk, 2-, very seldom 4-celled; *ovula* peltate or erect, solitary, twin, or indefinite; *style* simple, capillary; *stigma* hispid, simple, rarely half bifid. *Capsule* membranous, dehiscing transversely. *Seeds* sessile, peltate, or erect, solitary, twin, or indefinite; *testa* mucilaginous; *embryo* in the axis of fleshy albumen; *radicle* inferior; *plumula* inconspicuous.—*Herbaceous* plants, usually stemless, occasionally with a stem; *hairs* simple, articulated. *Leaves* flat and ribbed, or taper and fleshy. *Flowers* in spikes, rarely solitary.

AFFINITIES. By Jussieu this is considered apetalous, the corolla being called calyx, and the calyx bractææ. But this appears so contrary to all analogy, that it is impossible to adopt the opinion. The order seems to be more near *Plumbagineæ* than any other, agreeing with them in habit, and also in the general structure of the flower, but differing in having a 1-celled ovarium, with a solitary ovulum, and several stigmas. Mr. Don (*Jameson's Journal*, Jan. 1830, p. 166.) refers *Glaux* to *Plantagineæ*, "where it will form the connecting link between that family and *Primulacææ*."

GEOGRAPHY. Scattered over the whole world, in almost every quarter of which they are found in one situation or another.

PROPERTIES. The herbage is slightly bitter and astringent, and they have even been reckoned febrifuges. Their seeds are covered with mucus. According to Decandolle, those of *P. arenaria* are exported in considerable quantities from Nismes and Montpellier to the north of Europe, and are supposed to be consumed in the completion of the manufacture of muslins. The seeds of *Plantago Ispaghula* are of a very cooling nature, and, like those of *Plantago Psyllium*, form, with boiling water, a rich mucilage, which is much used in India in catarrh, gonorrhœa, and nephritic affections. *Ainslie*, 2. 116.

EXAMPLES. *Plantago*, *Littorella*.

CLXXXIII. PLUMBAGINEÆ. THE LEADWORT TRIBE.

PLUMBAGINES, *Juss. Gen.* 92. (1789).—PLUMBAGINEÆ, *R. Brown Prodr.* 425. (1810).

DIAGNOSIS. Monopetalous dicotyledons, with regular flowers, a superior 1-celled ovarium containing a single ovulum suspended from the apex of an umbilical cord, and a naked stigma.

ANOMALIES.

ESSENTIAL CHARACTER.—*Calyx* tubular, plaited, persistent. *Corolla* monopetalous or 5-petalous, regular. *Stamens* definite; in the monopetalous species hypogynous! in the polypetalous arising from the petals! *Ovarium* superior, single, 1-seeded; *ovulum* inverted, pendulous from the point of an umbilical cord, arising from the bottom of the cavity; *styles* 5! seldom 3 or 4; *stigmas* the same number. *Fruit* a nearly indehiscent utriculus. *Seed* inverted; *testa* simple; *embryo* straight; *radicle* superior.—*Herbaceous* plants or *under-shrubs*, variable in appearance. *Leaves* alternate or clustered, undivided, somewhat sheathing at the base. *Flowers* either loosely paniced, or contracted into heads, flowering irregularly.

AFFINITIES. Distinguished from all other monopetalous orders by their plaited calyx and solitary ovulum, suspended from the apex of a cord which arises from the base of a 1-celled ovarium, with several stigmas. From Plantagineæ they are otherwise chiefly known by their inflorescence not being simply spiked, and their albumen not fleshy. The economy of the ovulum is highly curious; before fecundation it is suspended from the apex of a cord, or rather strap, which lies over the foramen or orifice through which the vivifying influence of the pollen has to be introduced; this foramen is presented to the summit of the cell immediately below the origin of the stigmas, but has no communication with that part of the cell, from contact with which it is further cut off by the overlying strap: but as soon as the pollen exercises its influence upon the stigmas, the strap slips aside from above the foramen, which is entered by an extension of the apex of the cell, and thus a direct communication is established between the pollen and the inside of the ovulum. This phenomenon is obscurely hinted at by several writers, but was first distinctly shewn me by Mr. Brown, and has lately been beautifully illustrated by Mirbel *Nouvelles Recherches sur l'Ovule*, tab. 4. Nyctagineæ are distinguished by their curved embryo, want of petals, and coloured calyx, the base of which hardens and contracts an adhesion with the pericarp, which is finally absorbed.

GEOGRAPHY. Many are inhabitants of the salt marshes and sea coasts of the temperate parts of the world, particularly of the basin of the Mediterranean and the southern provinces of the Russian empire; others grow from Greenland and the mountains of Europe, to the sterile volcanic regions of Cape Horn. A few are found within the tropics; of these *Plumbago zeylanica* extends from Ceylon to Port Jackson, and *Ægialitis* grows among the Mangroves of northern Australasia.

PROPERTIES. This order contains plants of very opposite qualities; part are tonic and astringent, and part acrid and caustic in the highest degree. The root of *Statice caroliniana* is one of the most powerful astringents in the vegetable materia medica. *Bigelow*, 2. 55. The bruised fresh bark of the root of *Plumbago zeylanica* acts as a vesicatory, and is applied in India to buboes in their incipient state. *Ainslie*, 2. 77. *Plumbago europæa* is employed by beggars to raise ulcers upon their bodies to excite pity; and *Plumbago scandens* is remarkably acrid. *Plumbago europæa* is said by Duroques to have been used with considerable advantage in cases of cancer, for which purpose the ulcers were dressed twice daily with olive oil in which the leaves had been infused. *Ibid.* 2. 78. *Plumbago scandens*

is called, on account of these properties, *Herbe du Diable* in St. Domingo. As garden plants, nearly the whole of the order is much prized for beauty, particularly the *Statice*s, many of which are among the most lovely herbaraceous plants we know.

EXAMPLES. *Statice*, *Armeria*, *Taxanthe*, *Plumbago*, *Ægialitis*, *Vogelia*, *Theta*.

CLXXXIV. DIPSACEÆ. THE SCABIOUS TRIBE.

DIPSACEÆ, *Juss. Gen.* 194. (1789); *Dec. et Duby Bot. Gall.* 255. (1828); *Lindl. Synops.* 139. (1829); *Coulter Mem. in Act. Genev.* 2. 13. (1823).

DIAGNOSIS. Monopetalous dicotyledons, with an inferior 1-celled ovarium, capitate flowers, distinct anthers, and albuminous pendulous seeds.

ANOMALIES. Ovarium sometimes partly superior.

ESSENTIAL CHARACTER.—*Calyx* superior, membranous, resembling pappus; surrounded by a scarios involucellum. *Corolla* monopetalous, tubular, inserted in the calyx; limb oblique, 4- or 5-lobed, with an imbricated æstivation. *Stamens* usually 4 or 5, alternate with the lobes of the corolla; *anthers* distinct. *Ovarium* inferior, 1-celled, with a single pendulous ovulum; *style* 1; *stigma* simple. *Fruit* dry, indehiscent, 1-celled, crowned by the pappus-like calyx; *embryo* straight, in the axis of fleshy albumen; *radicle* superior.—*Herbaceous* plants or *under-shrubs*. *Leaves* opposite or whorled. *Flowers* collected upon a common receptacle, and surrounded by a many-leaved involucrem.

AFFINITIES. The relation of this family is obviously in the first degree with *Compositæ*, from which it differs in its distinct stamens and its pendulous albuminous seeds; and next with *Calyceræ*, which have connate anthers and alternate leaves. But if we compare it with *Caprifoliaceæ*, different as it is in habit, we shall find very little beyond the capitate flowers and the presence of an involucrem to distinguish it absolutely. The same character of the capitate flowers, and the presence of albumen, forms the distinction between *Dipsaceæ* and *Valerianæ*. What is called the involucrem is a curious organ, resembling an external calyx, and is to each particular flower of the head of *Dipsaceæ* what the partial involucrem of *Umbelliferæ* is to each partial umbel; and, accordingly, we ought to expect to find instances of more flowers than one being enclosed within this involucrem; and this is said by Coulter actually to take place in the genus *Gundelia*. This is, however, not the only peculiarity of the order. Mr. Brown has the following curious remarks.

“M. Auguste Saint Hilaire, in his excellent memoir on *Primulacææ*, while he admits the correctness of M. Decandolle’s account with respect to great part of *Dipsaceææ*, has at the same time well observed, that in several species of *Scabiosa* the ovarium is entirely united with the tube of the calyx. But neither of these authors has remarked the curious, and I believe peculiar, circumstance, of the base of the style cohering with the narrow apex of the tube of the calyx, even in those species of the order in which the dilated part of the tube is entirely distinct from the ovarium. This kind of partial cohesion between pistillum and calyx is directly opposite to what usually takes place, namely, the base of the ovarium being coherent, while its upper is distinct. It equally, however, determines the apparent origin or insertion of corolla and stamina, producing the unexpected combination of ‘flos superus’ with ovarium ‘liberum.’” *Linn. Trans.* 12. 138.

GEOGRAPHY. Chiefly natives of the south of Europe, Barbary, the Levant, and the Cape of Good Hope; not affecting particular stations in any striking degree, except that they generally shun cold, and do not attain much elevation above the sea. *Coulter*.

PROPERTIES. Unimportant. The Teasel used by fullers in dressing cloth is the dried head of *Dipsacus fullonum*. Some of them are reputed febrifugal. *Scabiosa succisa* is said to yield a green dye, and also to be astringent enough to deserve the attention of tanners. *Gmel. Fl. Bad.* l. 319.

EXAMPLES. *Dipsacus*, *Scabiosa*, *Knautia*.

CLXXXV. VALERIANÆ. THE VALERIAN TRIBE.

VALERIANÆ, *Dec. Fl. Fr. ed. 3. v. 4. p. 232. (1815)*; *Dufr. Valer. Monogr. 56. (1811)*; *Lindl. Synops. 137. (1829)*.

DIAGNOSIS. Monopetalous dicotyledons, with an inferior 1-celled ovarium, distinct stamens, and exalbuminous pendulous seeds.

ANOMALIES.

ESSENTIAL CHARACTER.—*Calyx* superior; the *limb* either membranous, or resembling pappus. *Corolla* monopetalous, tubular, inserted into the top of the ovarium, with from 3 to 6 lobes, either regular or irregular, sometimes calcarate at the base. *Stamens* from 1 to 5, inserted into the tube of the corolla, and alternate with its lobes. *Ovarium* inferior, with 1 cell, and sometimes 2 other abortive ones; *ovulum* solitary, pendulous; *style* simple; *stigmas* from 1 to 3. *Fruit* dry, indehiscent, with 1 fertile cell and 2 empty ones. *Seed* solitary, pendulous; *embryo* straight, destitute of albumen; *radicle* superior.—*Herbs. Leaves* opposite, without stipulæ. *Flowers* corymbose, paniced, or in heads.

AFFINITIES. Distinguished from *Dipsacæ* by their flowers not being in heads, by the want of albumen, by sensible properties, and the absence of an involucellum.

GEOGRAPHY. Natives of most temperate climates; sometimes at considerable elevations. They are abundant in the north of India, Europe, and South America, but uncommon in Africa and North America.

PROPERTIES. The roots of *Valeriana officinalis*, *Phu*, and *celtica*, are tonic, bitter, aromatic, antispasmodic, and vermifugal; they are even said to be febrifugal. The scent of these roots is not agreeable to a European; and yet those of some species are highly esteemed as perfumes. Eastern nations procure from the mountains of Austria the *Valeriana celtica* to aromatise their baths; the *V. Jatamansi*, or true Spikenard of the ancients, is valued in India, not only for its scent, but also as a remedy in hysteria and epilepsy. The young leaves of the species of *Valerianella* are eaten as salad, under the French name of *Mâche*, or the English one of *Lamb's Lettuce*. Red Valerian is also eaten in the same way in Sicily. *Dec.*

EXAMPLES. *Valeriana*, *Valerianella*, *Patrinia*.

CLXXXVI. COMPOSITÆ.

COMPOSITÆ, *Adans. Fam. 2. 103. (1763)*; *Kunth in Humb. N. G. et Sp. vol. 4. (1820)*; *Lindl. Synops. 140. (1829)*.—SYNANTHEREÆ, *Rich. Anal. (1808)*; *Cassini Dict. Sc. N. 10. 131. (1813)*; *ibid. 60. 563. (1830)*.—CORYMBIFERÆ, CYNAROCEPHALÆ, and CICHORACEÆ, *Juss. Gen. (1789)*.

DIAGNOSIS. Monopetalous dicotyledons, with a 1-celled inferior ovarium, capitate flowers, syngenesious stamens, and erect ovula.

ANOMALIES.

ESSENTIAL CHARACTER.—*Calyx* superior, closely adhering to the ovarium, and undistinguishable from it; its *limb* either wanting, or membranous, divided into bristles, palæ, hairs, or feathers, and called *pappus*. *Corolla* monopetalous, superior, usually deciduous, either ligulate or funnel-shaped; in the latter case, 4- or 5-toothed, with a valvate æstivation. *Stamens* equal in number to the teeth of the corolla, and alternate with them; the *anthers* cohering into a cylinder. *Ovarium* inferior, 1-celled, with a single erect ovulum; *style* simple; *stigmas* 2, either distinct or united. *Fruit* a small, indehiscent, dry pericarpium, crowned with the limb of the calyx. *Seed* solitary, erect; *embryo* with a taper, inferior radicle; *albumen* none.—*Herbaceous* plants or *shrubs*. *Leaves* alternate or opposite, without stipule, usually simple. *Flowers* (called *florets*) unisexual or hermaphrodite, collected in dense *heads* upon a common *receptacle*, surrounded by an *involucrum*. *Bractææ* either present or absent; when present, stationed at the base of the florets, and called *palææ* of the *receptacle*.

AFFINITIES. One of the most natural and extensive families of the vegetable kingdom, at all times recognised by its syngenesious stamens and capitate flowers. Calyceræ and Dipsacæ, neighbouring orders, are readily distinguished by their pendulous ovulum, and by the anthers being either wholly or partially distinct. In proportion to its strict natural limits, depending upon the uniformity of its characters, is the difficulty of separating it into sections or subordinate divisions, a measure absolutely necessary, on account of the vast number of species referable to the order. Jussieu has three; Corymbiferæ, the florets of which are flosculous in the middle, and ligulate at the circumference; Cichoracæ, the florets of which are all ligulate; and Cynarocephalæ, all whose florets are flosculous; to which has since been added a tribe called *bilabiate*. Linnæus divided them according to the sexes of the florets of different parts of the same head. The former has been found unexceptionable, as far as it goes; the latter wholly unmanageable. Neither, however, have satisfied the views of modern botanists, who have divided the order into a considerable number of sections, to which each has given his own name; so that this order has become a perfect chaos to all who have not devoted years to its exclusive study. The most important of those who have undertaken to remodel Compositæ, are M. Cassini, who has written much upon them in the *Dictionnaire des Sciences Naturelles*, and elsewhere; M. Kunth, whose arrangement will be found in Humboldt's *Nova Genera et Species Plantarum*; Mr. Don, who has written several detached papers upon them; and Link, who has an arrangement of his own in his *Handbuch*, vol. 1. p. 685. The most profound writers upon their general structure are M. Cassini and Mr. Robert Brown, whose paper in the 12th volume of the *Transactions of the Linnean Society* is a masterpiece of careful investigation and acute reasoning, from which I extract the following remarks:—

“The whole of Compositæ agree in two remarkable points of structure of their corolla; which, taken together at least, materially assist in determining the limits of the class. The first of these is its valvular æstivation; this, however, it has in common with several other families. The second I believe to be peculiar to the class, and hitherto unnoticed. It consists in the disposition of its fasciculi of vessels or nerves; these, which at their origin are generally equal in number to the divisions of the corolla, instead of being placed opposite to these divisions, and passing through their axes as in other plants, alternate with them; each of the vessels at the top of the tube dividing into two equal branches, running parallel to and near the margins of the corresponding lacinie, within whose apices they unite. These, as they exist in the whole class, and are in great part of it the only vessels observable, may be called primary. In several genera, however, other vessels occur, alternating with the primary, and occupying the axes of the lacinie; in some cases these secondary vessels being most distinctly visible in the lacinie, and becoming gradually fainter as they descend the tube,

might be regarded as recurrent, originating from the united apices of the primary branches; but in other cases, where they are equally distinct at the base of the tube, this supposition cannot be admitted. A monopetalous corolla not splitting at the base is necessarily connected with this structure, which seems also peculiarly well adapted to the dense inflorescence of Compositæ, the vessels of the corolla and stamina being united, and so disposed as to be least liable to suffer by pressure." *R. Brown Linn. Trans.* 12. 77.

GEOGRAPHY. All parts of the world abound in Compositæ, but in very different proportions. According to the calculations of Humboldt, they constitute $\frac{1}{2}$ of the phænogamous plants of France, $\frac{1}{8}$ of Germany, $\frac{1}{15}$ of Lapland, in North America $\frac{1}{6}$, within the tropics of America $\frac{1}{2}$; upon the authority of Mr. Brown, they only form $\frac{1}{16}$ of the Flora of the north of New Holland, and did not exceed $\frac{1}{3}$ in the collection of plants formed by Dr. Smith upon the western coast of Africa in Congo. *Congo*, 445. In Sicily they constitute rather more than $\frac{1}{2}$ (*Presl.*); the same proportion exists in the Balearic Islands (*Cambessèdes*); but in Melville Island they are rather more than $\frac{1}{6}$ (*Brown*), a proportion nearly the same as that of the tropical parts of New Holland. It does not, therefore, appear that Compositæ, as an order, are subject to any very fixed ratio of increase or decrease corresponding with latitude. But much remains to be learned upon this subject. It is certain that Cichoraceæ are most abundant in cold regions, and Corymbiferae in hot ones; and that while in the northern parts of the world Compositæ are universally herbaceous plants, they become gradually frutescent, or even arborescent, as we approach the equator; most of those of Chile are bushes, and the trees of St. Helena are chiefly Compositæ.

PROPERTIES. I shall extract the substance of Decandolle's excellent remarks upon the properties of this family, with some additions. See *Essai sur les Propriétés*, &c. 177.

They are best considered under the three principal heads of classification.

CORYMBIFERÆ.

There is a bitterness peculiar to all Compositæ, which in this section assumes a particular character, being combined with a resinous principle. If this latter exists in an inconsiderable quantity, and mixed with a bitter or astringent mucilage, we find tonic, stomachic, and febrifugal qualities, as in Tussilago Farfara, Camomile, Elecampane, Golden Rod, Matricaria Parthenium, the Stevia febrifuga of Mexico, and Eupatorium perfoliatum. The Inula Helenium, or Elecampane, has a root which is aromatic and slightly fœtid. It is said to be of little value as a stomachic; the French prepare from it a medicinal wine they call Vin d'Aulnée. *Ainslie*, I. 120. Eupatorium perfoliatum is known in North America under the name of Bonaset. It possesses very important tonic and diaphoretic properties; it is also slightly stimulant. See *Barton*, 2. 133. upon this subject. In proportion as this resinous principle increases, the stimulating properties are augmented. Some become anthelmintics, as Artemisia, Tansy, and Santolina; others emmenagogues, as Matricaria, Achillea and Artemisia. The seeds of Vernonia anthelmintica are accounted, in India, a very powerful anthelmintic. *Ainslie*, 2. 54. Artemisia chinensis and other species yield the Moxa of China, a substance which is used as a cauterium, by burning it upon parts affected by gout and rheumatism. The leaves of *A. maderaspatana* are esteemed by the Indian doctors a valuable stomachic medicine; they are also sometimes used in antiseptic and anodyne fomentations. *Ibid.* I. 482. Artemisia indica is considered in India a powerful deobstruent and antispasmodic. *Ibid.* 2. 194. Some are sudorifics, like Eupatorium, Achillea, Artemisia, and Calendula; others diuretic; and some possess both these qualities. A

species of *Conyza* is highly esteemed in Mendoza as a diuretic. *Erigeron philadelphicum* and *heterophyllum* are both used in the United States as diuretics. They are commonly sold under the name of Scabions. *Barton*, 1. 234. The roots of several species of *Liatris* are active diuretics. *Ibid.* 2. 225. A decoction of the leaves and roots of *Elephantopus scaber* is given on the Malabar coast in cases of dysuria. *Ainslie*, 2. 17. A decoction of *Cacalia sonchifolia* is antifebrile. *Ibid.* 2. 213. The leaves of *Cacalia alpina* and *sarracenia* are recommended in coughs. *Ibid.* Many are sternutatories, as *Ptarmica* and *Arnica*; others excite salivation powerfully, as *Spilanthus*, *Siegesbeckia orientalis*, *Anthemis pyrethrum*, *Coreopsis bidens*, and *Bidens tripartita*: some are emetic. A decoction of *Anthemis cotula* is a strong and active bitter; in the dose of a teacupful it produces copious vomiting and sweating. *Barton*, 1. 169. Others are tonic and antispasmodic, such as *Achillea*, *Camomile*, *Wormwood*, *Tansy*, *Eupatorium*, &c. Many have been celebrated for their power of curing the bites of serpents, especially *Eupatorium Ayapana*, the leaves of which also form, in infusion, excellent diet drink; when fresh bruised, they are said to be a most useful application for cleaning the face of a foul ulcer. *Ainslie*, 2. 35. An infusion of another species is used by the Javanese in fevers. *Ibid.* A valuable antidote against the bite of serpents, *Vijuco del guaco*, much esteemed in Spanish America, is produced by *Mikania guaco*. *Humboldt Cinch. Forests*, p. 21. *Eng. ed.* But the power of this *Mikania* is denied in the most positive terms by Dr. Hancock (*Quarterly Journ.* July 1830, p. 334.), who suspects that the real *Guaco* antidote is some kind of *Aristolochia*. The peculiar and agreeable flavour of *Tarragon* (*Artemisia dracunculus*) is well known. A vinegar, not distinguishable in flavour from it, is prepared in the Alps from *Achillea nana*, as well as from several dwarf species of *Artemisia*. The seeds usually abound in a fixed oil, which, in some cases, has the reputation of being anthelmintic: it is extracted in abundance from *Madia sativa*, *Verbesina sativa*, and even *Helianthus*, the grains of which are made into cakes by the North American Indians. The genus *Helianthus* contains a species remarkable for its eatable, wholesome tubers (*H. tuberosus*, or *Jerusalem Artichoke*), while the roots of the *Dahlia* are extremely disagreeable. It is stated by M. Payen, that benzoic acid exists in the *Dahlia*. *Brewster*, 1. 376. A principle called *Inulin* is obtained from the roots of *Inula Helenium*. *Turner*, 700. The pith of the *Sunflower* has been stated by John to be a peculiar chemical principle, which he calls *Medullin*.

CINAROCEPHALÆ.

Characterised by intense bitterness, which depends upon the mixture of extractive with a gum which is sometimes yielded in great abundance. On this account some have been accounted stomachics, as *Carduus benedictus*; others slightly febrifugal, as *Carduus marianus*, *Centaurea calcitrapa*; the *Artichoke* and others sudorific and diaphoretic, as *Carduus benedictus* and *Arctium Bardana*. The modern Arabians consider the root of the *Artichoke* (*Cynara scolymus*) an aperient: they call the gum of it *Kunkirzed*, and place it among their emetics. *Ainslie*, 1. 22. This bitterness is not, however, found in the unexpanded leaves or receptacles, on which account they are, in many cases, used as wholesome articles of food; as the leaves of the *Cardoon*, and the receptacle of the unexpanded flower of the *Artichoke*, the *Carlina acanthifolia*, and others. The flower of *Echinops strigosus* is used in Spain for tinder; the corollas of the *Artichoke*, the *Cardoon*, and of several thistles, are employed in the South of Europe for curdling milk; and those of *Carthamus tinctorius* yield a deep yellow dye, resembling *Saffron*. Their seeds are all oily and slightly bitter; some are purgative,

as those of *Carthamus*; others diaphoretic, as *Carduus benedictus*; and, finally, some partake of all these qualities, as *Arctium Bardana*, whose seeds pass for diuretic, diaphoretic, and slightly purgative.

CICHORACEÆ.

These are very like *Campanulaceæ* in their medical and chemical properties, as might have been expected from the close affinity they bear that order botanically. Their juice is usually milky, bitter, astringent, and narcotic, as is well known to be the case in *Succory*, *Endive*, and even the common *Lettuce*, but more especially in *Lactuca virosa* and *sylvestris*, both of which yield an extract resembling *Opium* in its qualities, but less likely to produce the inconvenient consequences that often attend upon the use of that drug. Before this narcotic bitter secretion is formed, many of the species are useful articles of food; the *Succory* and *Endive*, for instance, when blanched, and the roots of *Scorzoner*a and *Tragopogon*, or *Salsafy*.

EXAMPLES. *Leontodon*, *Bellis*, *Carduus*.

Since the foregoing was set in type, the last volume of the *Dictionnaire des Sciences Naturelles* has reached me. In that work M. Cassini has at length given the differential characters of his tribes, and a complete Index of the places in which his observations are to be found. This will render the study of the genera and divisions of this very accurate and learned botanist more accessible than it has hitherto been. I do not extract the names of the tribes and their characters, as they would, in the first place, occupy more space than could be conveniently afforded, and, secondly, because they cannot be considered sufficiently settled.

CLXXXVII. CALYCERÆ.

CALYCERÆ, *R. Brown in Linn. Trans.* 12. 132. (1816); *Rich. in Mém. Mus.* 6. 76. (1820).—*BOOPIDÆ*, *Cassini in Dict. des Sc.* 5. 26. *Supp.* (1817.)

DIAGNOSIS. Monopetalous dicotyledons, with an inferior 1-celled ovarium, capitate flowers, half syngenesious stamens, and pendulous ovula.

ANOMALIES.

ESSENTIAL CHARACTER.—*Calyx* superior, of 5 unequal pieces. *Corolla* regular, funnel-shaped, with a long slender tube and 5 segments, each of which has 3 principal veins; glandular spaces below the stamens and alternate with them. *Stamens* 5, monadelphous; *anthers* combined by their lower half in a cylinder. *Ovarium* inferior, 1-celled; *ovulum* solitary, pendulous; *style* simple, smooth; *stigma* capitate. *Fruit* an indehiscent pericarpium, crowned by the rigid spiny segments of the calyx. *Seed* solitary, pendulous, sessile; *embryo* in the axis of fleshy albumen; *radicle* superior.—*Herbaceous* plants. *Leaves* alternate, without stipulæ. *Flowers* collected in heads, which are either terminal or opposite the leaves, surrounded by an involucre. *Florets* sessile, hermaphrodite, or neuter.

AFFINITIES. A very small and curious tribe, differing from *Compositæ* in nothing but their albumen, pendulous ovulum, and half distinct anthers, and from *Dipsacæ* in their filaments being monadelphous and their anthers partly connate. They may therefore be considered to hold a middle station between these two families. Richard's monograph, in the work above quoted, is worthy of the high reputation of that distinguished botanist.

GEOGRAPHY. All natives of South America.

PROPERTIES. Unknown.

EXAMPLES. *Acicarpha*, *Boopis*, *Calycera*.

CLXXXVIII. GLOBULARINEÆ.

GLOBULARINEÆ, *Dec. Fl. Fr.* 3. 427. (1815); *Cambessédés in Ann. des Sciences*, 9. 15. (1826); *Link Handb.* 1. 675. (1829.)

DIAGNOSIS. Monopetalous dicotyledons, with irregular capitate flowers, and a superior 1-celled indehiscent fruit.

ANOMALIES.

ESSENTIAL CHARACTER. — *Calyx* persistent, 5-cleft, usually equal, sometimes 2-lipped. *Corolla* hypogynous, tubular, bilabiate, rarely 1-lipped, made up of 5 petals. *Stamens* 4, the uppermost being wanting, arising from the top of the tube of the corolla, somewhat didynamous; *anthers* reniform, bursting longitudinally, the 2 cells confluent into 1. *Ovarium* superior, 1-celled, with a single pendulous *ovulum*; *style* filiform, emarginate at the apex. *Fruit* small, indehiscent, pointed with the persistent style. *Albumen* fleshy; *embryo* straight, in its axis; *radicle* superior, about as long as the ovate *cotyledons*. — *Shrubs*, or small low *under-shrubs*, or perennial *herbs*. *Leaves* alternate, often fasciated, turning black in drying. *Flowers* collected in small heads, upon a convex paleaceous receptacle.

AFFINITIES. These were placed near Primulacæ both by Jussieu and Decandolle; but their closest affinity is now known to be with Dipsacæ, with which Globularineæ agree in a multitude of particulars, especially in habit, but differ in having a superior ovary, and in so little besides, that it may be doubted whether, considering the peculiar nature of the cohesion of the calyx and ovary of Dipsacæ, they and Globularineæ are not the same family. They were united by Lamarck in the same order as Proteacæ.

GEOGRAPHY. Natives of the hot and temperate parts of Europe; Dantzic is their most northern station.

PROPERTIES. Bitter, tonic, and purgative herbaceous plants.

EXAMPLE. Globularia.

CLXXXIX. STELLATÆ. THE Madder Tribe.

RUBIACÆ, Sect. I. *Juss. Gen.* 196. (1789). — STELLATÆ, *Linn.*; *R. Brown in Congo*, (1818); *Lincl. Synops.* 128. (1829). — GALIÆ, *Turp. in Atlas du Nouv. Dict. des Sc.* (?)

DIAGNOSIS. Monopetalous dicotyledons, with an inferior didymous fruit, solitary erect ovula, angular stems, and verticillate scabrous leaves without stipulæ.

ANOMALIES.

ESSENTIAL CHARACTER. — *Calyx* superior, 4-5- or 6-lobed. *Corolla* monopetalous, rotate or tubular, regular, inserted into the calyx; the number of its divisions equal to those of the calyx. *Stamens* equal in number to the lobes of the corolla, and alternate with them. *Ovarium* simple, 2-celled; *ovules* solitary, erect; *style* simple; *stigmata* 2. *Fruit* a dry indehiscent pericarpium, with 2 cells and 2 seeds. *Seeds* erect, solitary; *embryo* straight in the axis of horny albumen; *radicle* inferior; *cotyledons* leafy. — *Herbaceous* plants, with whorled *leaves*, destitute of *stipulæ*; *square stems*; *roots* staining red; *flowers* minute.

AFFINITIES. There can be little doubt that the inconspicuous weeds of which this order is composed have as strong claims to be separated from Cinchonacæ as that order from Apocynæ or Caprifoliacæ. It is true that no very positive characters are to be obtained from the fructification, but the want is abundantly supplied by the square stems and verticillate leaves without stipule, forming a kind of star, from which circumstance the name Stellatæ is derived. Properly speaking, the appellation Rubiacæ

should be confined to this group, as it comprehends the genus *Rubia*; but that name has been so generally applied to the larger mass now comprehended under the name of *Cinchonaceæ*, that I find it better to abolish the name *Rubiaceæ* altogether.

GEOGRAPHY. Natives of the northern parts of the northern hemisphere, where they are extremely common weeds.

PROPERTIES. First among them stands Madder, the root of *Rubia tinctoria*, one of the most important dyes with which we are acquainted; a quality in which many other species of *Stellatæ* participate in a greater or less degree. The roots of *Rubia Manjistæ* yield the Madder of Bengal (*Ainslie*, 1. 203.) The torrefied grains of *Galium* are said to be a good substitute for coffee. The flowers of *Galium verum* are used to curdle milk. An infusion of *Asperula cynanchica* has a little astringency, and has been used as a gargle. *Asperula odorata*, or Woodruff, is remarkable for its fragrance when dried; it passes for a diuretic. *Rubia noxa* is said to be poisonous. *Ed. Phil. Journ.* 14. 207.

EXAMPLES. *Galium*, *Rubia*, *Asperula*, *Sherardia*, *Crucianella*.

CXC. CINCHONACEÆ. THE CINCHONA TRIBE.

RUBIACEÆ, *Juss. Gen.* 196. (1789) for the most part; *Ann. Mus.* 10. 313. (1807); *Mém. Mus.* 6. 365. (1820); *Dict. des Sciences*, 46. 385. (1827).—*OPERCULARINEÆ*, *Juss. Ann. Mus.* 4. 413. (1804.)

DIAGNOSIS. Monopetalous dicotyledons, with an inferior ovarium, and opposite entire leaves, with intermediate stipulæ.

ANOMALIES. Opercularia has but 1 cell and 1 seed, and the number of stamens is incongruous with the lobes of the corolla.

ESSENTIAL CHARACTER.—*Calyx* superior, simple, with a definite number of divisions or none, and connate bractæ at its base. *Corolla* superior, tubular, regular, with a definite number of divisions, which are valvate or imbricated in æstivation and equal to the segments of the calyx. *Stamens* arising from the corolla, all on the same line, and alternate with its segments; *pollen* elliptical. *Ovarium* inferior, surmounted by a disk, usually 2-celled, occasionally with several cells; *ovula* numerous and attached to a central placenta, or few and erect or ascending; *style* single, inserted, sometimes partly divided; *stigma* usually simple, sometimes divided into a definite number of parts. *Fruit* inferior, either splitting into 2 cocci, or indehiscent and dry or succulent, occasionally many-celled. *Seeds* definite or indefinite; in the former case erect or ascending, in the latter attached to a central axis; *embryo* small, oblong, surrounded by horny albumen; *cotyledons* thin; *radicle* longer, turned towards the hilum.—*Trees, shrubs, or herbs.* *Leaves* simple, quite entire, opposite or verticillate, with interpetiolar stipules. *Flowers* arranged variously, usually in panicles or corymbs.

AFFINITIES. This well-marked and strictly limited order is nearly allied to *Compositæ*, from which its distinct stamens, bilocular or plurilocular ovarium, and inflorescence, distinguish it; and consequently it participates in all the relationship of that extensive group. From *Apocynæ* the æstivation of the corolla, the presence of stipulæ, and the inferior ovarium, distinctly divide it; yet, according to Mr. Brown, there exists a genus in equinoctial Africa which has the interpetiolar stipules and seeds of *Rubiaceæ*, and the superior ovarium of *Apocynæ*, thus connecting these two orders. *Congo*, 448. The close proximity of *Caprifoliaceæ* has been adverted to in speaking of that order. A tribe called *Opercularinæ*, referred here by Mr. Brown (*Ibid.* 447) and others (*A. Rich. Élém. ed.* 4. 483), is remarkable for having but 1 seed, and the number of stamens unequal to the lobes of the corolla,

and occupies an intermediate position between genuine Cinchonaceæ and Dip-saceæ. A good monograph is much wanted of this extensive order, a very large proportion of the species belonging to which remains still unpublished. I have been constrained to alter the name of Rubiaceæ, because the genus *Rubia* does not belong to the order, as I limit it.

Schlechtendahl and Chamisso divide the order thus :—

Linnaea, 3. 309. &c. (1828.)

§ 1. ANTHOSPERMEÆ.

Fruit capsular, 2-celled, 2-seeded, usually splitting into 2 pieces, rarely indehiscent. Leaves somewhat whorled, with a simple stipula between the leaves.

EXAMPLES. *Anthospermum*, *Ambraria*, *Galopina*, *Phyllis*.

§ 2. SPERMACEÆ.

Fruit capsular, 2- 3- or 4-celled; cells 1-seeded. Leaves opposite, connected by a bristly ciliated stipula. Flowers in regular cymes, branched bi- or trichotomously.

EXAMPLES. *Spermaceo*, *Borreria*, *Mitracarpum*, *Psyllocarpus*, *Richardsonia*, *Diodia*, *Staelia*.

§ 3. PSYCHOTRIACEÆ.

Ovarium generally with 2 cells, each containing 1 ovulum. Fruit drupaceous or berried. — Shrubs, usually with opposite leaves.

EXAMPLES. *Declieuxia*, *Psychotria*, *Ixora*, *Coffea*, *Chiococca*, *Machonia*, *Palicourea*, *Tetramerium*.

§ 4. CEPHAELIDEÆ.

Flowers in capitata fascicles. Berry 2-seeded.

EXAMPLES. *Cephaelis*, *Geophila*.

§ 5. COCCOCYPSELEÆ.

Flowers in capitata fascicles. Berry 2-celled, many-seeded.

EXAMPLES. *Coccocypselum*, *Burchellia*.

§ 6. CEPHALANTHEÆ.

Flowers in round heads. Fruit variable.

EXAMPLES. *Cephalanthus*, *Nauclea*, *Morinda*.

§ 7. HEDYOTIDEÆ.

Capsule 2-celled, with a loculicidal dehiscence (indehiscent in *Dentella*). Cells many-seeded.

EXAMPLES. *Dentella*, *Hedyotis*, *Gerontogea*, *Kohautia*, *Kadua*, *Xanthophytum*, *Metabolos*, *Rondeletia*, *Sipanea*.

§ 8. MANETTIEÆ.

Capsule 2-celled, with a septical dehiscence. Cells many-seeded. Stamens 4.

EXAMPLE. *Manettia*.

§ 9. CINCHONEÆ.

Capsule 2-celled, with a septical dehiscence. Cells many-seeded. Stamens 5, or more.

EXAMPLES. *Cinchona*, *Buena*, *Exostemma*, *Augusta*.

§ 10. GUETTARDEÆ.

Drupe either with 1 stone and many seeds, or with several 1-seeded stones.

EXAMPLES. *Guettarda*, *Chomelia*, *Burneya*.

§ 11. HAMELIACEÆ.

Berry many-celled; cells many-seeded.

EXAMPLES. *Hamelia*, *Sabicea*, *Axanthes*, *Gonzalagunia*.

§ 12. GARDENIACEÆ.

Æstivation contorted.

EXAMPLES. Gardenia, Hillia.

This last section is intermediate between Cinchonaceæ and Strychnaceæ.

GEOGRAPHY. Almost exclusively found in the hotter parts of the world, especially within the tropics, where they are said to constitute about 1-29th of the whole number of flowering plants. In America the most northern species is *Pinckneya pubens*, a shrub inhabiting the southern states of North America; the most southern is *Nerteria depressa*, a small herb found in the Straits of Magellan. The order is represented in northern regions by *Stellatæ*.

PROPERTIES. Powerful febrifugal or emetic properties are the grand features of this order, the most efficient products of which, in these two respects, are *Quinquina* and *Ipecacuanha*. The febrifugal properties depend upon the presence of a bitter, tonic, astringent principle, which exists in great abundance in the bark; those of *Cinchona* are known to depend upon the presence of two alkalies, called *cinchonina* and *quina*, both of which are combined with *kinic acid*; two principles which, though very analogous, are distinctly different, standing in the same relation to each other as *potassa* and *soda*. *Turner*, 648. Dr. *Sertürner* has obtained some other vegeto-alkalies from *Cinchona*, one of which he calls *chinioidia*. *Brande*, 12. 417. *N. S.* But the existence of this is denied by *MM. Henry* and *Delondre*. *Ibid.* July 1830, p. 422. A detailed account of the qualities, synonymes, and commercial names of the species of *Cinchona* is given in *Mr. Lambert's Illustration of the Genera Cinchona*, 4to. London, 1821. In the same work is a translation of *Baron Humboldt's* account of the *Cinchona* forests of South America. Three species of *Cinchona*, the *C. ferruginea*, *Vellozii*, and *Remijiana*, are found in Brazil, where they are used for the same purposes as the Peruvian bark, to which, however, they are altogether inferior. *Pl. Usuelles*, no. 2. The bark of French Guiana, possessing properties analogous to those of *Cinchona*, is obtained from *Portlandia hexandra*, the *Coutarea speciosa* of *Aublet*. *Humb. Cinch. For.* 43. *Eng. ed.* The *Quinquina Piton* and *Quinquina des Antilles* are produced by species of the genus *Exostema*, and are remarkable for possessing properties similar to those of true *Quinquina*, but without any trace of either *cinchonine* or *quinine*. *Pl. Usuelles*, no. 3. A kind of fever bark is obtained at *Sierra Leone* from *Rondeletia febrifuga*. Besides these, a great number of other species possess barks more or less valuable: *Pinckneya pubens* is the fever bark of *Carolina*; *Macrocnemum corymbosum*, *Guettarda coccinea*, *Antirhea* and *Morinda Royoc*, are all of the same description. A lightish brown, bitter, and powerfully astringent extract, called *Gambeer*, is obtained at *Malacca* by boiling the leaves of *Nuclea Gambeer*; it is sometimes substituted for *Gum Kino*. *Ainslie*, 2. 106. A decoction of the leaves as well as root of *Weberea tetrandra* is prescribed in *India* in certain stages of flux, and the last is supposed to have anthelmintic qualities, though neither have much sensible taste or smell. The bark and young shoots are also used in dysentery. *Ibid.* 2. 63. Among the emetics, *Ipecacuanha* holds the first rank: it is the root of *Cephaelis Ipecacuanha*, a little creeping-rooted, half-herbaceous plant, found in damp shady forests in Brazil. Similar properties are found in the roots of other *Cinchonaceæ* of the same country, as in *Richardsonia rosea* and *scabra*, *Spermaceoce ferruginea* and *Poaya*, &c. A peculiar alkaline principle called *Emetia* is found in *Ipecacuanha*, which contains 16 per cent of it. *Turner*, 653. The *Raiz Preta*, which is celebrated for its power in curing dropsy, and in destroying the dangerous consequences of bites of serpents, is said to be related to *Ipecacuanha*. *Ed. P. J.* 1. 218. Several species of *Psycho-*

tria, as emetica and herbacea, are substitutes for Ipecacuanha. The spurious barks called Quinquina Piton are capable of exciting vomiting. The powdered fruit of *Gardenia dumetorum* is a powerful emetic. An infusion of the bark of the root is administered to nauseate in bowel complaints. *Ainslie*, 2. 186. According to Roxburgh, the root bruised and thrown into ponds where there are fish intoxicates them as *Cocculus indicus*. *Ibid.* *Psychotria noxa* and *Palicourea Marcgraavii*, both called *Erva de rata*, are accounted poisonous in Brazil; but nothing very certain seems to be known of their properties. *Ed. P. J.* 14. 267. The leaves of *Oldenlandia umbellata* are considered by the native doctors of India as expectorant. *Ainslie*, 2. 101. Coffee is the roasted seeds of a plant of this order, *Coffea arabica*, and is supposed to owe its characters to a peculiar chemical principle called Caffein. *Turner*, 699. The part roasted is the albumen, which is of a hard horny consistence; and it is probable that the seed of all *Cinchonaceæ* or *Stillatæ*, whose albumen is of the same texture would serve as a substitute. This would not be the case with those with fleshy albumen. The fruit of some species of *Gardenia*, *Genipa*, and of *Vangueria*, the *Voa Vanga* of Madagascar, are succulent and eatable.

EXAMPLES. See above.

CXCI. CAPRIFOLIACEÆ. THE HONEYSUCKLE TRIBE.

CAPRIFOLIA, *Juss. Gen.* 210. (1789) *in part.*—CAPRIFOLIACEÆ, *Dec. and Duby*, 244. (1828); *Lindl. Synops.* 131. (1829.)

DIAGNOSIS. Monopetalous dicotyledons, with an inferior many-celled ovarium, pendulous ovula, and opposite leaves without stipulæ.

ANOMALIES. *Hedera*, a doubtful citizen, is polypetalous. *Hydrangea* is both polypetalous and polyspermous.

ESSENTIAL CHARACTER.—*Calyx* superior, usually with 2 or more bractæ at its base, entire or lobed. *Corolla* superior, monopetalous or polypetalous, rotate or tubular, regular or irregular. *Stamens* equal in number to the lobes of the corolla, and alternate with them. *Ovarium* with from 1 to 5 cells, 1 of which is often monospermous, the others polyspermous; in the former the ovulum is pendulous; *style* 1; *stigma* 1 or 3. *Fruit* indehiscent, 1- or more celled, either dry, fleshy, or succulent, crowned by the persistent lobes of the calyx. *Seeds* either solitary and pendulous, or numerous and attached to the axis; *testa* often bony; *embryo* straight, in fleshy albumen; *radicle* superior.—*Shrubs* or *herbaceous* plants, with opposite leaves, destitute of stipulæ. *Flowers* usually corymbose, and often sweet-scented.

AFFINITIES. Whether this order comprehends the rudiments of four, namely, *Hederaceæ*, *Hydrangeaceæ*, *Sambucineæ*, and *Lonicereæ* (the true *Caprifoliaceæ*), or whether these are mere forms of one and the same order, it is not easy to say. They are usually combined; and yet the different habits of those sections, the separation of the petals in *Hedera* and *Hydrangea*, and some hints that have been thrown out by Mr. Brown, render it probable that there are weighty grounds for their disunion. In the mean while it is most advisable to retain the order in its present state until some skilful botanist shall have taken the subject up, especially as there can be no doubt that, whether distinct or the same, they are very nearly related to each other. Taking *Lonicereæ*, or the Honeysuckle tribe, for the type of the order, we find a striking affinity with *Cinchonaceæ*, in the monopetalous tubular corolla, definite stamens, inferior ovarium, and opposite leaves, an affinity which is confirmed by the corolla of the latter being occasionally regular or irregular. With *Apocynææ* they will have, for the same

reasons, an intimate alliance, differing chiefly in their qualities, in the non-connivence of their anthers, the æstivation of the corolla, and the structure of the ovarium. To Loranthæ they also approach, but differ in the relation of the anthers to the lobes of the corolla, and in other points. But if we consider the tribe called Sambucineæ, our view of the affinities of the order will take a different turn, and we shall find an approach to an order the relationship of which would hardly have been suspected, viz. Saxifrageæ: this is established through the intervention of Hydrangea, a genus usually referred to Saxifrageæ, but which it appears more advisable to station by the side of Viburnum, from which it is undistinguishable in habit, and with which it accords in inflorescence and in the constant disposition of its flowers to become radiant, but which differs in being polypetalous and polyspermous. Besides these points of affinity, Caprifoliaceæ probably tend towards Umbelliferae through Sambucineæ.

The following are the characters of the sections, if they be sections, of this order:—

1. LONICERÆ. The Honeysuckle Tribe.

Lonicereæ, *Ach. Rich. Elém. de la Bot. ed. 4.* 484. (1828). — Caprifoliæ, *Dec. and Duby*, 244. (1828.)

Corolla tubular. Berry 2- to 4-celled, with 1 or many-seeded cells. Style 1. Leaves opposite.

True Caprifoliaceæ are said by Mr. Brown to be distinguished from the other genera hitherto associated with them, in the raphe being on the outer instead of inner side of the ovulum. *Brown in Wallich, Pl. As.* p. 15.

EXAMPLES. Caprifolium, Lonicera, Linnæa, Abelia, Triosteum, Dier-villa, Schöpfia.

2. SAMBUCINÆ. The Elder Tribe.

Sambucineæ, *A. Rich. Dict. Class.* 3. 173. (1823); *Dec. and Duby*, 244. (1828); *Link Handb.* 1. 662. (1829.)

Corolla rotate. Ovarium 3- or 4-celled, with solitary pendulous ovules. Styles 3 or 4. Flowers in cymes, the lateral ones often radiant. Leaves opposite.

These pass into Lonicereæ through Viburnum davuricum, which has the tubular corolla of a Lonicera, and into Hydrangeaceæ through the radiant-flowered species of Viburnum. With Hedera they are connected through Cornus.

EXAMPLES. Viburnum, Sambucus.

3. HEDERACEÆ. The Ivy Tribe.

Hederaceæ, *Ach. Rich. Bot. Med.* 2. 449. (1823); *Dec. and Duby*, 244. (1828.)

Corolla polypetalous. Disk epigynous. Style 1. Drupe or berry with 1-seeded cells. Leaves opposite or alternate.

Ach. Richard considers this a distinct order, on account of its polypetalous corolla and epigynous disk.

EXAMPLES. Hedera, Cornus.

4. HYDRANGEACEÆ. The Hydrangea Tribe.

Corolla polypetalous. Styles 2 to 5. Fruit succulent or capsular, 2- to 5-celled, many-seeded. Leaves opposite. Flowers in cymes, the lateral ones often radiant.

The characters of this tribe are so strongly marked as to justify its being established as an independent order; but the habit of the species is so entirely that of Viburnum, that I am not willing to separate them without absolute necessity. There is a remarkable resemblance between their seeds and those of Begonia.

EXAMPLES. Hydrangea, Adamia.

GEOGRAPHY. Natives of the northern parts of Europe, Asia, and America, passing downwards within the limits of the tropics; found very sparingly in northern Africa, and almost unknown in the southern hemisphere.

PROPERTIES. The fragrance and beauty of plants of the Honeysuckle tribe have been the theme of many a poet's song; but independently of such recommendations, they possess properties of considerable interest. Their bark is generally astringent; that of *Lonicera corymbosa* is used for dyeing black in Chile. The flowers of the Elder are fragrant and sudorific, its leaves fetid, emetic, and a drastic purgative; qualities which are also possessed by the Honeysuckle itself, and the fruit of the Ivy. The fruit of the *Viburnum* is destitute of these properties, but has, instead, an austere astringent pulp, which becomes eatable after fermentation, and is made into a sort of cake by the North American Indians. *Cornus mascula*, or the Cornel tree, yields a fruit which is sometimes eaten, but which does not deserve much praise. The bark of *Cornus florida* and *Cornus sericea* is stated by Barton to be worthy of ranking among the best tonics of North America; nothing having been found in the United States that so effectually answers the purpose of the Peruvian bark in the management of intermittent fevers. *Barton*, 1. 51. It is a remarkable fact, that the young branches of *Cornus florida*, stripped of their bark and rubbed with their ends against the teeth, render them extremely white. *Ibid.* From the bark of the more fibrous roots the Indians obtain a good scarlet colour. *Ibid.* 1. 120. *Triosteum perfoliatum* is a mild cathartic; in large doses it produces vomiting. Its dried and roasted berries have been used as a substitute for Coffee. *Ibid.* 1. 63.

EXAMPLES. See above.

CXCII. LORANTHÆ.

LORANTHÆ, *Juss. and Rich. Ann. Mus.* 12. 292. (1808); *Dec. and Duby*, 246. (1828); *Lindl. Synops.* 133. (1829.)

DIAGNOSIS. Monopetalous dicotyledons, with an inferior 1-celled ovarium, a single pendulous ovulum, a naked stigma, and stamens opposite the lobes of the corolla.

ANOMALIES. Sometimes polypetalous.

ESSENTIAL CHARACTER. — *Calyx* superior, with 2 bractæ at the base. *Corolla* with 4 or 8 petals, more or less united at the base. *Stamens* equal in number to the petals, and opposite to them. *Ovarium* 1-celled; *ovulum* pendulous; *style* 1 or none; *stigma* simple. *Fruit* succulent, 1-celled. *Seed* solitary, pendulous; *testa* membranous; *embryo* cylindrical, longer than the fleshy albumen; *radicle* naked, clavate, superior. — *Parasitical* half-shrubby plants. *Leaves* opposite, sometimes alternate, veinless, fleshy, without stipulae. *Flowers* often monœcious, axillary or terminal, solitary, corymbose, or spiked.

AFFINITIES. Very near *Caprifoliaceæ*, from which they are readily known not only by their universally parasitical habit, but also by their stamens being opposite the lobes of the corolla, and not alternate with them. *Viscum* seems to bear about the same relation to *Loranthus* that *Cornus* does to *Lonicereæ*. Mr. Don has expressed an opinion that a connexion is established between this order and *Araliaceæ*, by means of *Aucuba* (*Jameson's Journal*, Jan. 1830, p. 168); but this does not seem clearly made out. Mr. Brown (*Flinders*, 549) suggests their relation to *Proteaceæ*. The anther of *Viscum* is remarkable for having its substance broken up into a number of hollow cavities containing pollen, and not divided regularly into 2 lobes, each of which has a cavity containing pollen, and a longitudinal line of dehiscence.

A good figure of this will be found in the *Ann. du Muséum*, vol. 12. t. 27. fig. E. The germination of *Viscum* is exceedingly remarkable. It has afforded a subject for some curious experiments upon the nature of the vital energies of vegetables. See *Dutrochet sur la Motilité*, 114.

GEOGRAPHY. Judging from the collections of systematic botanists, it would appear that the tropics of America contain a greater number of species than all the rest of the world; but we now know, from the extensive researches of Dr. Wallich, that the Flora of India contains at least as large a proportion: the order would therefore seem to be equally dispersed through the equinoctial regions of both Asia and America; but on the continent of Africa to be much more rare, only 2 having been yet described from equinoctial Africa, and 5 or 6 from the Cape of Good Hope. Two are named from the South Seas, and 1 from New Holland; but this number requires, no doubt, to be largely increased.

PROPERTIES. The bark is usually astringent, as in the Mistletoe of the Oak. The berries contain a viscid matter like birdlime, which is insoluble in water and alcohol. The most remarkable quality that they possess, however, is the power of rooting in the wood of other plants, at whose expense they live. The habits of the common Mistletoe give an idea of those of all, except that in the genus *Loranthus* the corolla is tubular and usually richly coloured with scarlet.

EXAMPLES. *Loranthus*, *Viscum*.

CXCH. POTALIACEÆ.

POTALIÆ, *Martius N. G. et Sp.* 2. 91. and 133. (1828.)

DIAGNOSIS. Monopetalous dicotyledons, with a superior simple ovarium, regular flowers, peltate sessile seeds, and a corolla with contorted convolute segments which are unequal to the number of lobes of the calyx.

ANOMALIES.

ESSENTIAL CHARACTER. — *Calyx* inferior, with 4, 5, or 6 partitions. *Corolla* regular, with from 5 to 10 divisions, which are therefore not symmetrical with the segments of the calyx; the aestivation contorted, convolute. *Stamens* arising from the corolla, all upon the same line; *pollen* simple, elliptical. *Ovarium* superior; *style* continuous; *stigma* simple. *Fruit* succulent, with from 2 to 4 cells, and central placenta. *Seeds* numerous, peltate; *testa* double; *embryo* supposed by Von Martius to be heterotropous (that is, to have its radicle not turned towards the hilum), lying in cartilaginous *albumen*. — *Trees* or *shrubs*, quite smooth. *Leaves* opposite, entire, united by interpetiolar sheathing stipulae. *Flowers* terminal, with bractea, in panicles or corymbs.

AFFINITIES. According to Von Martius, this lies between Loganiæ and Apocynæ. Its chief characteristics are the inequality of the segments of the calyx and corolla and the stamens, and a 4-lobed placenta, which produces in *Fagraea obovata*, according to Dr. Wallich, a 4-celled berry. With that part of Apocynæ to which *Strychnos* belongs they very nearly agree, differing principally in the above-mentioned character, the aestivation of the calyx, and the embryo not being foliaceous, agreeing in their peltate seeds and corneous albumen.

GEOGRAPHY. Natives of the tropics of Africa, America, and India.

PROPERTIES. An infusion of the leaves of *Potalia resinifera* is slightly mucilaginous and astringent, and is used in Brazil as a lotion for inflamed

eyes. *Von Martius*, 2. 90. *Potalia amara* is bitter like the *Gentians*, and acrid and emetic like *Apocynæ*. *Dec. Prodr. Méd.* 217.

EXAMPLES. *Potalia*, *Fagræa*, *Anthocleista*.

CXCIV. LOGANIACEÆ.

LOGANIÆ, *R. Brown in Flinders*, (1814); *Von Martius N. Gen. et Sp. Pl.* 2. 133. (1828.)

DIAGNOSIS. Monopetalous dicotyledons, with regular flowers, a superior 2-celled ovary, a convolute corolla, and opposite leaves with interpetiolar stipules.

ANOMALIES. Stipulæ absent in some *Loganias*.

ESSENTIAL CHARACTER. — *Calyx* inferior, 5-parted. *Corolla* regular or irregular, with convolute æstivation. *Stamens* arising from the corolla, all placed upon the same line, 5 or 1, therefore not always symmetrical with the divisions of the corolla; *pollen* with 3 bands. *Ovary* superior, 2-celled; *style* continuous; *stigma* simple. *Fruit* either capsular and 2-celled with placentæ finally becoming loose; or drupaceous, with 1- or 2-seeded stones. *Seeds* peltate, with a finely reticulated integument, sometimes winged; *albumen* fleshy or cartilaginous; *embryo* with the radicle turned towards the hilum. — *Shrubs*, *herbaceous* plants, or *trees*. *Leaves* opposite, entire, usually with stipulæ which are combined in the form of interpetiolar sheaths. *Flowers* racemose, corymbose, or solitary.

AFFINITIES. It is not clear, from the remarks upon *Logania* by Mr. Brown in his *Prodromus*, whether he intended to establish this order or not. He states that he has placed *Logania* at the end of *Gentianæ*, on account of some affinity between it and *Exacum* and *Mitrasacme*, and also because it does not answer ill to the artificial character of that order; adding that it, however, might have a still closer connexion with *Apocynæ* and with *Usteria* among *Rubiaceæ* (*Cinchonaceæ*). He further points out the close relation of *Geniostoma* to *Logania*, and concludes by inquiring whether those 2 genera do not, with *Anasser*, *Fagræa*, and *Usteria*, form an order intermediate between *Apocynæ* and *Rubiaceæ*. This view has been adopted by *Von Martius*, with the exception of *Fagræa*, which he places among his *Potalicæ*; he founds the distinction of the order upon the want of symmetry between the parts of the calyx, corolla, and stamens, upon the æstivation of the corolla being convolute, not contorted, and in the presence of stipulæ combined in interpetiolar sheaths.

GEOGRAPHY. Found in tropical India and Africa, and in the temperate parts of New Holland.

PROPERTIES. Unknown.

EXAMPLES. *Logania*, *Gartneria*, *Pagamca*.

CXCV. ASCLEPIADEÆ.

APOCYNÆ, *Juss. Gen.* 143. (1789) *in part*; *Dec. and Duby Bot. Gall.* 323. (1828). — ASCLEPIADEÆ, *R. Brown in Wern. Trans.* 1. 12. (1809); *Prodr.* 458. (1810.)

DIAGNOSIS. Monopetalous dicotyledons, with a superior double ovary, the apex of which is connected by a common tabular dilated stigma, regular flowers, waxy pollen, and contorted corolla.

ANOMALIES. *Periploca* and some others have granular pollen. Corolla valvate in *Leptadenia*.

ESSENTIAL CHARACTER.—*Calyx* 5-divided, persistent. *Corolla* monopetalous, hypogynous, 5-lobed, regular, with imbricated, very seldom valvular, aestivation, deciduous. *Stamens* 5, inserted into the base of the corolla, alternate with the segments of the limb. *Filaments* usually connate. *Anthers* 2-celled, sometimes almost 4-celled in consequence of their dissepiments being nearly complete. *Pollen* at the period of the dehiscence of the anther cohering in masses, either equal to the number of the cells, or occasionally cohering in pairs and sticking to 5 processes of the stigma either by twos, or fours, or singly. *Ovaria* 2. *Styles* 2, closely approaching each other, often very short. *Stigma* common to both styles, dilated, 5-cornered, with corpusculiferous angles. *Follicles* 2, 1 of which is sometimes abortive. *Placenta* attached to the suture, finally separating. *Seeds* numerous, imbricated, pendulous, almost always comose at the hilum. *Albumen* thin. *Embryo* straight. *Cotyledons* foliaceous. *Radicle* superior. *Plumula* inconspicuous.—*Shrubs*, or occasionally herbaceous plants, almost always milky, and often twining. *Leaves* entire, opposite, sometimes alternate or whorled, having ciliæ between their petioles in lieu of stipulæ. *Flowers* somewhat umbelled, fascicled, or racemose, proceeding from between the petioles. *R. Br.*

AFFINITIES. So closely are these plants allied to Apocynææ, that the affinities of the one are precisely the same as those of the other; I shall therefore, in this place, speak of the difference between those two orders; and of the peculiarities of that more immediately under consideration. Mr. Brown, who distinguishes them, admits (*Flinders*, 564) that they differ solely in the peculiar character of their sexual apparatus; but this is of so unusual a kind in *Asclepiadææ*, that it justifies a deviation from the general rule, that orders cannot be established upon solitary characters. In Apocynææ the stamens are distinct, the pollen powdery (that is to say, in the ordinary state), the stigma capitate and thickened, but not particularly dilated, and all these parts distinct the one from the other. But in *Asclepiadææ* the whole of the sexual apparatus is consolidated into a single body, the centre of which is occupied by a broad disk-like stigma, and the grains of pollen cohere in the shape of waxy bodies attached finally to the 5 corners of this stigma, to which they adhere by the intervention of peculiar glands. For a long time this structure was misunderstood; but Mr. Brown, in a dissertation in the *Transactions of the Wernerian Society*, placed its true nature beyond doubt. I subjoin the explanation given by this celebrated botanist, who thus describes the flower of *Asclepias syriaca*:—

“The flower-bud of this plant I first examined, while the unexpanded corolla was yet green and considerably shorter than the calyx. At this period the gland-like bodies which afterwards occupy the angles of the stamen were absolutely invisible; the furrows of its angles were extremely slight, and, like the body of the stigma, green; the antheræ, however, were distinctly formed, easily separable from the stigma, and their cells, which were absolutely shut, were filled with a turbid fluid, the parts of which did not so cohere as to separate in a mass; of the cuculli, which in the expanded flower are so remarkable, and constitute the essential character of the genus, there was no appearance.

“In the next stage submitted to examination, where the corolla nearly equalled the calyx in length, the gland-like bodies of the stigma were become visible, and consisted of 2 nearly filiform, light brown, parallel, contiguous, and membranaceous substances, secreted by the sides of the furrow, which was now somewhat deeper. Instead of the filiform processes, a gelatinous matter occupied an obliquely descending depression proceeding from towards the base of each side of the angular furrow.

“In a somewhat more advanced stage, the membranes which afterwards become glands of the stigma were found to be linear, closely approximated, and to adhere at their upper extremity. At the same time the gelatinous

substance in the oblique depression had acquired a nearly membranaceous texture and a light brown colour; and on separating the gland from its furrow, which was then practicable, this membrane followed it. At this period, too, the contents of each cell of the anthera had acquired a certain degree of solidity, a determinate form, and were separable from the cell in one mass; the cuculli were also observable, but still very small and green, nearly scutelliform, having a central papilla, the rudiment of the future horn-like process. Immediately previous to the bursting of the cells of the antheræ, which takes place a little before the expansion of the corolla, the cuculli are completely formed, and between each, a pair of minute, light green, fleshy teeth are observable, the single teeth of each pair being divided from each other by the descending aëæ of the antheræ. The glands of the stigma have acquired a form between elliptical and rhomboidal, a cartilaginous texture, and a brownish black colour; they are easily separable from the secreting furrow, and on their under surface there is no appearance of a suture, or any indication of their having originally consisted of two distinct parts: along with them separate also the descending processes, which are compressed, membranous, and light brown; their extremity, which is still unconnected, being more gelatinous, but not perceptibly thickened. The pollen has acquired the yellow colour, and the degree of consistence which it afterwards retains. On the bursting of the cells, the gelatinous extremity of each descending process becomes firmly united with the upper attenuated end of the corresponding mass of pollen. The parts are then in that condition in which they have been commonly examined, and are exhibited in the figures of Jacquin, who, having seen them only in this state, naturally considered these plants as truly gynandrous, regarding the masses of pollen as the antheræ, originating in the glands of the stigma, and merely immersed in the open cells of the genuine antheræ, which he calls antheriferous sacs; an opinion in which he has been followed by Rottbøll, Kœlreuter, Cavanilles, Smith, and Desfontaines. The conclusion to be drawn from the observations now detailed is sufficiently obvious; but it is necessary to remark, that these observations do not entirely apply to all the plants which I have referred to the Asclepiadææ; some of them, especially *Periploca*, having a granular pollen, applied in a very different manner to the glands of the stigma: they all, however, agree in having pollen coalescing into masses, which are fixed or applied to processes of the stigma, in a determinate manner; and this is, in fact, the essential character of the order. Dr. Smith, in the second edition of his valuable *Introduction to Botany*, has noticed my opinion on this subject; but, probably from an indistinctness in the communication, which took place in conversation, has stated it in a manner somewhat different from what I intended to convey to him; for, according to his statement, the pollen is *projected* on the stigma. The term projection, however, seems to imply some degree of impetus, and at the same time presents the idea of something indeterminate respecting the part to which the body so projected may be applied. But nothing can be more constant than the manner in which the pollen is attached to the processes of the stigma in each species."

This order is one of those which contain indifferently what are called succulent plants and such as are in the usual state of other plants; this excessive development of the cellular tissue of the stem, and reduction of that of the leaves, is in its greatest degree in *Stapelia* and *Ceropegia*; it is diminished in *Dischidia*, the succulence of which is confined to the leaves; and it almost disappears in *Hoya*, the stem of which is in the usual state, but the leaves between fleshy and leathery.

GEOGRAPHY. Africa must be considered as the great field of Asclepiadææ, especially its southern point, where vast numbers of the succulent species

occupy the dry and sterile places of that remarkable country. In tropical India and New Holland, and in all the equinoctial parts of America, they all abound. Two genera only are found in northern latitudes, one of which, *Asclepias*, abounds in species, and is confined apparently to the eastern side of North America; the other, *Cynanchum*, is remarkable for extending from 59° north latitude to 32° south latitude.

PROPERTIES. The roots are generally acrid and stimulating, whence some of them act as emetics, as *Cynanchum tomentosum* and *Periploca emetica*; others are diaphoretic and sudorific, as the purgative *Asclepias decumbens*, which has the singular property of exciting general perspiration without increasing in any perceptible degree the heat of the body; it is constantly used in Virginia against pleurisy. *Dec.* Their milk is usually acrid and bitter, and is always to be suspected, although it probably participates in a slight degree only in the poisonous qualities of that of *Apocynæ*, if we can judge from the use of some species as articles of food. *Asclepias lactifera* is said to yield so sweet and copious a milk, that the Indians use it for aliment; and *Pergularia edulis*, *Periploca esculenta*, *Asclepias aphylla* and *stipitacea*, are all reported to be eatable. *Dec.* The Cow Plant of Ceylon, or *Kiriaghuna* plant, *Gymnema lactiferum*, yields a milk of which the Cingalese make use for food; its leaves are also used when boiled. But very little is known about the real qualities of such plants. The root and tender stalks of *Asclepias volubilis* L. sicken and excite expectoration. *Ainslie*, 2. 155. *Asclepias tuberosa*, or Butterfly weed, is a popular remedy in the United States for a variety of disorders; its properties seem to be those of a mild cathartic, and of a certain diaphoretic attended with no inconsiderable expectorant effect. *Barton*, 1. 244. The root of *Diplolepis vomitoria* has a bitterish and somewhat nauseous taste. The Indian doctors prize it for its expectorant and diaphoretic qualities. It possesses virtues somewhat similar to those of *Ipecacuanha*, and has been found an extremely useful medicine in dysenteric complaints. *Ainslie*, 2. 84. A decoction of *Asclepias curassavica* is said to be efficacious in gleans and fluor albus. *Lunan*, 1. 64. The root and bark, and especially the inspissated milk, of *Calotropis gigantea*, the *Akund*, *Yercum*, or *Mudar* plant of India, is a powerful alterative and purgative; it is especially in cases of leprosy, elephantiasis, intestinal worms, and venereal affections, that it has been found important. A variety of cases are mentioned in books upon Indian medicine; and there seems no doubt that this will form one of the most important of all the articles of the *Materia Medica*. See, for information upon this point, *Ainslie's Materia Medica*, 1. 486.; *Trans. of the Med. Chir. Soc.* vol. 10.; *Edinb. Med. Chir. Trans.* 1. 414.

EXAMPLES. *Asclepias*, *Cynanchum*, *Stapelia*, *Pergularia*, *Gomphocarpus*, *Caralluma*.

CXCVI. APOCYNÆ.

APOCYNÆ, *Juss. Gen.* 143. (1789) *in part*; *R. Brown Prodr.* 465. (1810); *Lindl. Synops.* 176. (1829). — **CONTORTÆ**, *Lin.* — **STRYCHNÆ**, *Dec. Théorie*, ed. 1. 217. (1813). — **VINCEÆ**, *Dec. and Duby Bot. Gall.* 324. (1828), a § of *Apocynæ*. — **STRYCHNACEÆ**, *Blume Bijdr.* 1018. (1826); *Link Handb.* 1. 439. (1829.)

DIAGNOSIS. Monopetalous dicotyledons, with a superior double ovarium, the apex of which is connected by a common simple stigma, regular flowers, powdery pollen, and a contorted corolla.

ANOMALIES. Corolla valvate in *Gardneria*. Leaves subalternate in succulent species.

ESSENTIAL CHARACTER.—*Calyx* divided in 5, persistent. *Corolla* monopetalous, hypogynous, regular, 5-lobed, with contorted aestivation, deciduous. *Stamens* 5, arising from the corolla, with whose segments they are alternate. *Filaments* distinct. *Anthers* 2-celled, opening lengthwise. *Pollen* granular, globose, or 3-lobed, immediately applied to the stigma. *Ovaria* 2, or 1 2-celled, polyspermous. *Styles* 2 or 1. *Stigma* 1. *Fruit* a follicle, capsule, or drupe, or berry, double or single. *Seeds* with fleshy or cartilaginous albumen; *testa* simple; *embryo* foliaceous; *plumula* inconspicuous; *radicle* turned towards the hilum. — *Trees* or *shrubs*, usually milky. *Leaves* opposite, sometimes whorled, seldom scattered, quite entire, often having ciliæ or glands upon the petioles, but with no stipulæ. *Inflorescence* tending to corymbose.

AFFINITIES. These are strongest with Asclepiadææ, in which they have already been discussed; otherwise they lie between Cinchonacææ and Gentianææ. From Cinchonacææ they are distinguished by their superior ovary, contorted flowers, and absence of stipulæ; in room of which are, however, sometimes produced certain ciliæ, or other appendages of the petiole, which the inexperienced observer may mistake for stipulæ. The same characters divide them from Gentianææ; and I think the combination of these peculiarities is sufficient to destroy all doubt about the limits of any of these orders. From Potaliææ and Loganiææ they are distinguished almost entirely by the perfect symmetry of the calyx, corolla, and stamens, and the want of true stipulæ.

I agree with Von Martius, Brown, and other botanists, who consider Strychnææ a mere section of Apocynææ, rather than a distinct order: it differs chiefly in its peltate naked seeds and simple succulent fruit. In consequence of its ciliated petioles, I am unwilling to refer Gardneria to Loganiææ.

Plumieria is the most succulent genus of the order.

GEOGRAPHY. Natives of nearly the same localities as Asclepiadææ, with the exception that they are less abundant at the Cape of Good Hope.

PROPERTIES. Not very different from those of Asclepiadææ, but perhaps rather more suspicious. The order contains species with the same purgative, the same acrid, the same febrifugal qualities. The bark of *Cerbera Manghas* is purgative; that of *Echites antidysenterica* is astringent and febrifugal. The leaves of *Nerium Oleander* contain an abundance of gallic acid; the *Vahea* of Madagascar and *Urceola elastica* a notable quantity of caoutchouc. The fruit of the succulent-fruited genera is emetic; and yet that of *Carissa edulis* is eaten in Nubia. *Delile Cent.* 11. The bark of the root and the sweet-smelling leaves of *Nerium odorum* are considered by the native Indian doctors as powerful repellents, applied externally. The root, taken internally, acts as a poison. *Ainslie*, 2. 23. It would seem, from an examination by Mr. Arnott of flower-buds of a milk-tree called Hya-hya in Demerara, that this remarkable vegetable production belongs to this order. It is described by Mr. Smith, its European discoverer, to yield a copious stream of thick, rich, milky fluid, destitute of all acrimony, and only leaving a slight clamminess upon the lips. A tree which was felled on the banks of a small stream had completely whitened the water in an hour or two. Mr. Arnott calls it *Tabernæmontana utilis*. *Jameson's Journal*, Ap. 1830. The milk has been analysed by Dr. Christison, who finds it to consist of a small proportion of caoutchouc, and a large proportion of a substance possessing in some respects peculiar properties, which appear to place it intermediate between caoutchouc and the resins: it probably, therefore, has no nutritive qualities. *Ed. N. Ph. Journ.* June 1830, p. 34. The Cream fruit of Sierra Leone belongs here; birdlime is obtained in Madagascar from the *Voacanga*; and the caoutchouc of Sumatra is produced by the genus *Urceola*. *Brown in Congo*, 449. The root of *Plumieria obtusa* is used as a cathartic in Java. *Ainslie*, 2. 137. The Conessi Bark of the British

Materia Medica, the Palapatta of the Hindoos on the Malabar coast, is the produce of *Wrightia antidysenterica*: it is a valuable tonic and febrifuge. On the Coromandel side of India it seems chiefly to be given in dysenteric affections. The milky juice of the tree is used as a vulnerary. *Ibid.* 1. 88. The *Wrightia tinctoria* is extremely valuable as a dyer's plant, the blue colour it yields equalling Indigo. The Sarsaparilla of India is chiefly the root of *Periploca indica*: a decoction of it is prescribed by European practitioners in cutaneous diseases, scrofula, and venereal affections. *Ibid.* 1. 382. An infusion of the leaves of *Allamanda cathartica* is a valuable cathartic. *Ibid.* 2. 9. The leaves of *Cynanchum Argel* are used in Egypt for adulterating Senna. A powerful poison is yielded by the kernel of the Tanghin tree of Madagascar (*Cerbera Tanghin*), a single seed being sufficient to destroy twenty persons: see the *Botanical Magazine*, folio 2968, for an excellent account of this plant. The *Strychnos colubrina* is used in Java in intermittent fever, and as an anthelmintic. According to Horsfield, the Malays prepare from it an excellent bitter tincture. Virey says, in an over-dose it occasions tremors and vomiting. *Ainslie*, 2. 203. The St. Ignatius's bean (*Strychnos St. Ignatii*), called Papeeta in India, is prescribed by the native practitioners of India in cholera with success: it is mixed with Jehiree or Durreoaye Narriol (*Cocos maldivica*). If given in over-dose, vertigo and convulsions come on; but they are easily cured by lemonade drank largely. *Trans. M. and P. S. Calc.* 3. 432. The seeds of *Strychnos Nux vomica* are well known, under the latter name, for containing a dangerous narcotic property, which modern chemists have ascertained to depend upon the presence of a peculiar principle called strychnia. Small quantities of the extract have been given with uncertain success in cases of mania, gout, epilepsy, hysteria, and dysentery, and also in paraplegia and hemiplegia. *Ainslie*, 1. 321. This strychnia is one of the most violent poisons hitherto discovered: its energy is so great, that half a grain blown into the throat of a rabbit, occasioned death in the course of five minutes. Its operation is always accompanied with symptoms of locked jaw and other tetanic affections. *Turner*, 651. A peculiar acid, called by MM. Pelletier and Caventou the Igasuric acid, occurs in combination with strychnia in *nux vomica* and the St. Ignatius bean; but its existence, as different from all other known acids, is doubtful. *Ibid.* 641. It is remarkable, that one of the most valuable febrifuges of Brazil belongs to this order. The bark of the *Strychnos Pseudo-quina* is fully equal to *Cinchona* in curing intermittent fevers; it appears to possess some of the dangerous properties of *nux vomica*; but according to the analysis of Vauquelin, it contains no strychnia whatever. *Pl. Usuelles*, no. 1. The pulp of the fruit of *S. pseudo-quina*, and even of *S. nux vomica*, is eaten without inconvenience. *Ibid.* no. 1. M. Cailliand found a species of *Strychnos* in Nubia, the fruit of which is sweet and not unwholesome; and M. Delile remarks, that the venomous species are always bitter. *Delile Cent.* 11.

EXAMPLES. Nerium, *Wrightia*, *Apocynum*, *Tabernæmontana*, *Cerbera*, *Carissa*, *Gardneria*.

CXCVII. GENTIANÆÆ. THE GENTIAN TRIBE.

GENTIANÆÆ, *Juss. Gen.* 141. (1789); *R. Brown Prodr.* 449. (1810); *Lindl. Synops.* 177. (1829); *Von Martius Nov. Gen. &c.* 2. 132. (1828.)

DIAGNOSIS. Monopetalous bitter dicotyledons, with regular flowers, a

superior 1- or 2-celled ovarium, an imbricated withering corolla, indefinite seeds, capsular fruit, and opposite exstipulate entire leaves.

ANOMALIES. *Menyanthes* and *Villarsia* have alternate leaves.

ESSENTIAL CHARACTER.—*Calyx* monophyllous, divided, inferior, persistent. *Corolla* monopetalous, hypogynous, usually regular, withering or deciduous; the limb divided, equal, its lobes of the same number as those of the calyx, generally 5, sometimes 4, 6, 8, or 10, with an imbricated twisted æstivation. *Stamens* inserted upon the corolla, all in the same line, equal in number to the segments, and alternate with them; some of them occasionally abortive. *Pollen* 3-lobed or triple. *Ovarium* single, 1- or 2-celled, many-seeded. *Style* 1, continuous; *stigmas* 1 or 2. *Capsule* or *berry* many-seeded, with 1 or 2 cells, generally 2-valved; the margins of the valves turned inwards, and in the genera with 1 cell, bearing the seeds; in the 2-celled genera inserted into a central placenta. *Seeds* small; *testa* single; *embryo* straight in the axis of soft fleshy albumen; *radicle* next the hilum.—*Herbaceous* plants, seldom *shrubs*, generally smooth. *Leaves* opposite, entire, without stipulæ, sessile, or having their petioles confluent in a little sheath. *Flowers* terminal or axillary.

AFFINITIES. Very near Apocynæ, from which they differ in their herbaceous habit, withering corolla, entire ovarium, imbricated, not contorted, æstivation, want of milk, and capsular fruit without naked seeds. Mr. Brown remarks, that this order is better known by its habit than by any particular character; being, on the one hand, allied to Polemoniaceæ and Scrophularinæ, from the latter of which it is distinguished by its regular flowers, the stamens of which are equal to the lobes of the corolla, and from the former by the dehiscence of the capsule and the placentation of the seeds; and, on the other hand, to certain Apocynæ. From Scrophularinæ it is frequently difficult to distinguish this order, especially if the flowers are absent; Loganiæ and Spigeliæ are also very closely allied. For remarks on the three last, see those orders respectively. Von Martius, however, points out some differences between Gentianæ and Scrophularinæ, and their allies, which will further assist in distinguishing them. No Gentianæ, except *Tachia*, have a hypogynous disk; and the two carpellary leaves of which the fruit is formed are lateral, or right and left with respect to the common axis of the inflorescence, their placentæ being consequently anterior and posterior; but in Scrophularinæ, Gesneræ, Bignoniaceæ, Acanthaceæ, and their allies, a hypogynous disk is very common in the shape of a fleshy ring, or of glands, or teeth, and the two carpellary leaves are anterior and posterior, the dissepiment being consequently in the same transverse line as separates the upper from the lower lip. *Menyanthes* and *Villarsia* are probably the type of a small order distinguished by their alternate and sometimes compound toothed leaves, the characters of which are still to trace. Von Martius excludes them absolutely; Mr. Brown places them at the end of the order, along with *Anopterus*, which seems to be distinct both from Gentianæ and *Menyanthes*: it will be seen, further on, that their properties are absolutely the same as those of Gentianæ.

GEOGRAPHY. A numerous order of herbaceous plants, extending over almost all parts of the world, from the regions of perpetual snow upon the summits of the mountains of Europe, to the hottest sands of South America and India. They, however, do not appear in the Flora of Melville Island; but they form part of that of the Straits of Magellan.

PROPERTIES. The intense bitterness of the Gentian is a characteristic of the whole order; it resides both in their stems and roots, and renders them tonic, stomachic, and febrifugal; and it is very remarkable that there are no exceptions to these properties in the whole order, as it is now limited. The principal enumerated by Decaudolle are, *Gentiana lutea*, employed in France and England; *G. rubra*, substituted for it in Germany; *G. purpurea* in Norway; *G. amarella*, *campestris*, *cruciata*, *Chlora perfoliata*, *G. peruviana*, called *Cachen* in Peru, *G. Chirita*, the famous stomachic of the East Indies,

and *Coutoubea alba* and *purpurea*. The root of *Gentiana lutea*, notwithstanding its bitterness, contains a considerable proportion of sugar: it is, on this account, sometimes manufactured into brandy, for which purpose it is exported from some parts of Switzerland. *Menyanthes trifoliata* and *Villarsia nymphoides* are bitter, tonic, and febrifugal; and the same has been remarked of *Villarsia ovata*. *Essai Méd.* 216. *Sabbatia angularis* is held in estimation in North America for its pure bitter, tonic, and stomachic virtues. *Barton*, 1. 259. The root of *Frazeria Walteri* is a pure, powerful, and excellent bitter, destitute of aroma. It is accounted in North America not inferior to the Gentian or Columbo of their shops. In its recent state it is said to possess considerable emetic and cathartic powers. *Ibid.* 2. 109. The roots of *Lisianthus pendulus* are used by the Brazilians in decoction as a febrifuge: they are intensely bitter. *Tachia guianensis* exudes little yellow drops of pellucid resin from the axillæ of the leaves; its bitter root is used as a febrifuge. *Von Martius*.

EXAMPLES. *Gentiana*, *Chironia*, *Sabbatia*, *Coutoubea*.

CXCVIII. SPIGELIACEÆ. THE WORMSEED TRIBE.

SPIGELIACEÆ, *Martius N. G. et Sp.* 2. 132. (1828.)

DIAGNOSIS. Monopetalous dicotyledons, with regular flowers, a superior 2-celled ovarium, several ovules, a valvate corolla, dry fruit, and opposite leaves.

ANOMALIES.

ESSENTIAL CHARACTER. — *Calyx* inferior, regularly 5-parted. *Corolla* regular, with 5 lobes, which have a valvate aestivation. *Stamens* 5, inserted into the corolla all in the same line; *pollen* 3-cornered, with globular angles. *Ovarium* superior, 2-celled; *style* articulated with it, inserted; *stigma* simple. *Fruit* capsular, 2-celled, 2-valved, the valves turned inwards at the margin and separating from the central placenta. *Seeds* several, small; *testa* single; *embryo* very minute, lying in copious fleshy *albumen*, with the radicle next the *hilum*. — *Herbaceous* plants or *under-shrubs*. *Leaves* opposite, entire, with stipulæ, or a tendency to produce them. *Flowers* arranged in 1-sided spikes. *Pubescence* simple or stellate.

AFFINITIES. This order was founded by Dr. Von Martius, from whose splendid work upon the Brazilian Flora I extract the following remarks: — “There are many reasons for separating *Spigelia* from *Gentianeæ*; and I am the more disposed to attend to those reasons, from seeing daily instances of the necessity of establishing new orders, to avoid weakening the characters of old ones. For example, *Aquilarinæ*, *Datisceæ*, *Hamamelidæ*, and other orders constructed upon a few species, are so many instances of this practice, by which the science is both embellished and strengthened by our most skilful botanists. With regard to *Spigelia*, if we retain it among *Gentianeæ*, I do not know how we are to distinguish that order with certainty from those in its neighbourhood; for this genus approaches *Scrophularinæ* in the division of the two valves of the fruit, and in the central, not parietal, origin of the placenta; and *Rubiaceæ* in the insertion of the style into the ovarium, and the distension of the petiole into the form of a stipula. *Scrophularinæ* are, indeed, so nearly related to *Gentianeæ*, that the best botanists have admitted that there are scarcely any marks of distinction between them, besides the regular number of the stamens of the latter, and the simplicity of the valves of the capsule.” (The position of the pericarpial leaves with

relation to the axis of inflorescence, is now known to be a certain mark of distinction between Gentianæ and Scrophularinæ.) "Some may possibly adduce the irregularity of the corolla of Scrophularinæ, and the origin of the placentæ from the mere inflexion of the valves of the capsule in Gentianæ; but it must be remembered, that there are certain genera of Scrophularinæ, such as *Limnophila*, *Xuaresia*, *Ourisia*, and *Veronica*, the corolla of which is regular or nearly so; and that certain Gentianæ, for instance *Exacum* and *Schübleria*, have central placentæ, which, although deriving their origin from the inflexion of the valves of the capsule, yet become loose and more or less distinct. Others may refer to the æstivation as another source of differences, it being in Gentianæ, on account of the lateral and somewhat contorted twisting of the nearly equal segments, *contorted-convolutive*, and in Scrophularinæ, on account of the involution of the unequal segments towards the centre of the flower, merely *imbricated*; but these differences, on account of the different forms of the corolla in these extensive orders, are scarcely distinguishable, and are more available in theory than in practice. Besides, in *Spigelia* the æstivation is different from either, being valvate, with the margins of the segments often protruding into acute angles, and is more like that of Rubiaceæ (*Cinchonaceæ*). It must not be omitted, that while the seeds of Gentianæ are uniformly indefinite, those of *Spigelia* are definite, or nearly so. Upon all these considerations, and to avoid confusing the distinctive characters of the orders, I have formed that of *Spigeliaceæ*, the distinction of which will depend upon the symmetry of the stamens, corolline and calycine segments, the division of the valves of the capsule, and the presence of stipulæ. In this last point they approach Rubiaceæ (*Cinchonaceæ*), as also in a tendency in their leaves to become whorled, their intruded style, and valvate æstivation; but differ in their superior ovary, and the want of the glandular disk which covers the apex of the ovary of Rubiaceæ (*Cinchonaceæ*); so establishing, along with other things, an affinity between that order and *Compositæ* and *Umbelliferae*," &c. &c.

GEOGRAPHY. All American, chiefly natives of the southern hemisphere within the tropics.

PROPERTIES. *Spigelia marilandica* root is used in North America as a vermifuge: if administered in large doses, it acts powerfully as a cathartic. Its use is, however, attended occasionally with violent narcotic effects, such as dimness of sight, giddiness, dilated pupil, spasmodic motions in the muscles of the eyes, and even convulsions. *Barton*, 2. 80.

EXAMPLE. *Spigelia*.

CXCIX. CONVULVULACEÆ. THE BINDWEED TRIBE.

CONVOLVULI, *Juss. Gen.* 133. (1789). — CONVULVULACEÆ, *R. Brown Prodr.* 481. (1810); *Lindl. Synops.* 167. (1829). — CUSCUTINÆ, a § of *Convolvulaceæ*, *Link Handb.* 1. 594. (1829.)

DIAGNOSIS. Monopetalous dicotyledons, with a superior 2-4-celled ovary, regular flowers, definite erect ovules, a plaited corolla, and shrivelled cotyledons.

ANOMALIES. *Cuscuta* is leafless and has no cotyledons.

ESSENTIAL CHARACTER. — *Calyx* persistent, in 5 divisions. *Corolla* monopetalous, hypogynous, regular, deciduous; the limb 5-lobed, generally plaited. *Stamens* 5, inserted into the base of the corolla, and alternate with its segments. *Ovary* simple, with 2 or 4 cells, seldom with 1; sometimes in 2 or 4 divisions; few-seeded; the ovules definite and erect, when more than 1 collateral; *style* 1, usually divided at the top, sometimes down to

the base; *stigmas* obtuse or acute. *Disk* annular, hypogynous. *Capsule* with from 1 to 4 cells; the valves fitting, at their edges, to the angles of a loose dissepiment, bearing the seeds at its base; sometimes valveless, or dehiscing transversely. *Seeds* with a small quantity of mucilaginous albumen; *embryo* curved; *cotyledons* shrivelled; *radicle* inferior.—*Herbaceous* plants or *shrubs*, usually twining and milky, smooth, or with a simple pubescence. *Leaves* alternate, undivided, or lobed, seldom pinnatifid, with no stipulæ. *Inflorescence* axillary or terminal; *peduncles* 1- or many-flowered, the partial ones generally with 2 bractæe.

AFFINITIES. The plaited corolla and climbing habit are the *primâ facie* marks of this order, which approaches Cordiaceæ in its shrivelled cotyledons, and through that tribe Boraginæ, with which *Falkia* agrees in the deeply-lobed ovarium. *Nolana*, to be found in Solaneæ, would seem to establish a relationship between Convolvulaceæ and that order also. Polemoniaceæ are known by their loculicidal dehiscence, which in Convolvulaceæ is always opposite the dissepiments. Hydrolæe are characterised by their indefinite seeds, and taper embryo lying in the midst of fleshy albumen.

GEOGRAPHY. Very abundant in all parts of the tropics, but rare in cold climates, where a few only are found: they twine round other shrubs, or creep among the weeds of the sea-shore.

PROPERTIES. Their roots abound in an acrid milky juice, which is strongly purgative; this quality depends upon a peculiar resin, which is the active principle of the Jalap, the Scammony, and the others whose roots possess similar qualities. *Conv. Jalapa* produces the real jalap, and *C. Scammonia* the scammony; besides which, *C. Turpethum*, *C. Mechoacanus*, *sepium*, *arvensis*, *Soldanella*, *macrorhizus*, *maritimus*, *macrocarpus*, and probably many others, may be used with nearly equal advantage. The root of *Convolvulus panduratus* is used in the United States as jalap; its operation is like that of rhubarb; it is supposed to be also diuretic. *Barton*, 1. 252. The roots of *Conv. floridus* and *scoparius*, and *Ipomœa Quamoclit*, are used as sternutatories; those of *C. Batatas* and *edulis* are useful articles of food: the former is the common sweet Potato of European gardens. The *Cuscutas* are remarkable for becoming parasitical after having originally germinated in the ground, from which they derive their nourishment until they fix themselves firmly upon the plant that is finally to maintain them.

EXAMPLES. *Convolvulus*, *Evolvulus*, *Falkia*.

CC. POLEMONIACEÆ. THE GREEK VALERIAN TRIBE.

POLEMONIA, *Juss. Gen.* 136. (1789). — **POLEMONIDEÆ**, *Dec. and Duby*, 329. (1823). — **POLEMONIACEÆ**, *Lincl. Synops.* 168. (1829). — **COBÆACEÆ**, *Dou in Ed. Ph. Journ.* 10. 111. (1824); *Link Handb.* 1. 322. (1829.)

DIAGNOSIS. Monopetalous dicotyledons, with regular flowers, a superior 3-celled ovarium, peltate or ascending ovules, and a pentandrous 5-parted corolla, with imbricated æstivation.

ANOMALIES. *Cobæa* has a climbing habit.

ESSENTIAL CHARACTER. — *Calyx* inferior, monosepalous, 5-parted, persistent, sometimes irregular. *Corolla* regular, 5-lobed. *Stamens* 5, inserted into the middle of the tube of the corolla, and alternate with its segments. *Ovarium* superior, 3-celled, with a few or many ovula; *style* simple; *stigma* trifid; *ovules* ascending or peltate. *Capsule* 3-celled, 3-valved, few- or many-seeded, with a loculicidal or septicial dehiscence; the valves separating from the axis. *Seeds* angular or oval, or winged, often enveloped in mucus, ascending; *embryo* straight in the axis of horny albumen; *radicle* inferior; *cotyledons* elliptical, foliaceous. — *Herbaceous* plants, with opposite, or occasionally alternate, compound, or simple leaves; *stem* occasionally climbing.

AFFINITIES. The ternary division of the ovarium connected with the pentandrous corolla and 5-lobed calyx bring this order near Convolvulaceæ, from which the habit, embryo, and corolla, distinguish it; from Gentianæ, to which it also approaches, the 3-celled ovarium divides it. It is remarkable for the blue colour of the pollen, which is usually of that hue, whatever may be the colour of the corolla. In *Collomia linearis* I have noticed (in *Botanical Register*, folio 1166) that the dilatation of the mucous matter in which the seeds are enveloped, and which, when they are thrown into water forms around them like a cloud, depends upon the presence of an infinite multitude of exceedingly delicate and minute spiral vessels, lying coiled up, spire within spire, on the outside of the testa; when dry, these vessels are confined upon the surface of the seed by its mucus, without being able to manifest themselves; but the instant water is applied, the mucus dissolves and ceases to counteract the elasticity of the spiral vessels, which then dart forward at right angles with the testa, each carrying with it a sheath of mucus, in which it for a long time remains enveloped as if in a membranous case. I know of no parallel to this, except in *Casuarina*, in which the whole of the inside of the testa consists of minute spiral vessels.

GEOGRAPHY. Very abundant in both North and South America, in temperate latitudes, particularly on the north-west side. It is stated by Dr. Richardson, that the most northern limit in North America is 54°. *Edin. Phil. Journ.* 12. 209. In Europe and Asia they are much more uncommon. They are unknown in tropical countries.

PROPERTIES. None, or unknown.

EXAMPLES. *Polemonium*, *Collomia*, *Ipomopsis*, *Cantua*, *Gilia*.

N. B. Mr. Don distinguishes *Cobæaceæ* from this order; but the only differences of importance between the one and the other consist in the former having a septicidal dehiscence and climbing habit; characters, I fear, of too little moment to be admitted as ordinal distinctions. The characters of *Cobæaceæ*, as understood by Mr. Don, are these:—

Calyx leafy, 5-cleft, equal. *Corolla* inferior, campanulate, regular, 5-lobed, with an imbricate æstivation. *Stamens* 5, equal, arising from the base of the corolla; *anthers* 2-celled, compressed. *Ovarium* superior, 3-celled, surrounded with a fleshy secreting annular disk; *ovules* several, ascending; *style* simple; *stigma* trifid. *Fruit* capsular, 3-celled, 3-valved, with a septicidal dehiscence; *placenta* very large, 3-cornered, in the axis, its angles touching the line of dehiscence of the pericarpium. *Seeds* flat, winged, imbricated in a double row; their integument mucilaginous; *albumen* fleshy; *embryo* straight; *cotyledons* leafy; *radicle* (according to Don) inferior.—Climbing *shrubs*. *Leaves* alternate, pinnated, their petiole lengthened into a tendril. *Flowers* axillary, solitary.

CCI. HYDROLEACEÆ.

R. Brown Prodr. 482. (1810) *without a name*; *Id. in Congo* (1818).—HYDROLEACEÆ, *Kunth in Humb. N. G. et Sp.* 3. 125. (1818); *Synops.* 2. 234. (1823).—DIAPENSIACEÆ, *Link Haubl.* 1. 595. (1829), a § of Convolvulaceæ.

DIAGNOSIS. Monopetalous dicotyledons, with a superior 2- or 3-celled ovarium, several styles, indefinite seeds, and a plaited or imbricated corolla.

ANOMALIES.

ESSENTIAL CHARACTER.—*Calyx* 5-parted, inferior, persistent, with imbricated æstivation. *Corolla* hypogynous, monopetalous, regular, not always agreeing with the calyx in

the number of its divisions. *Stamens* arising from the corolla, regular, agreeing in number with the segments of the calyx; *anthers* deeply lobed at the base. *Ovarium* superior, surrounded by an annular disk, 2- or 3-celled; *styles* 2 or 3; *stigmas* thickened. *Fruit* capsular, enclosed in the calyx, 2- rarely 3-celled, splitting through the middle of the cells; *valves* therefore bearing the dissepiments in their middle; *placentæ* either single and fungous, or double and thin. *Seeds* indefinite, very small; *albumen* fleshy, in the axis of which lies a taper, straight *embryo*.—*Herbaceous* plants or *under-shrubs*, sometimes spiny. *Leaves* alternate, entire, or lobed, without stipulæ, often covered with glandular or stinging hairs. *Flowers* numerous, axillary and terminal.

AFFINITIES. Separated from Convolvulacæ by Mr. Brown, on account of their indefinite seeds, and taper embryo with small flat cotyledons in the midst of fleshy albumen. To me they appear equally related to Boraginæ, with some of which Wigandia agrees in habit. Also related to Hydrophyllæ, the membranous plates lining the tube of the corolla of that order being, according to Von Martius (*N. G.* 2. 138), analogous to the dilated base of the filaments of Hydroleacæ.

GEOGRAPHY. No particular geographical limits can be assigned to this order. Diapensia is found in Lapland, Wigandia in the Caraccas, Hydrolea in the West Indies, and Nama in both the East and West Indies.

PROPERTIES. Unknown, except that a bitter principle exists in Hydrolea.

EXAMPLES. Hydrolea, Nama, Sagonea, Wigandia, Diapensia.

CCII. EBENACEÆ. THE EBONY TRIBE.

GUAIACANÆ, *Juss. Gen.* 155. (1789) *part of the first sect.*—EBENACEÆ, *Vent. Tabl.* 443. (1799); *Brown Prodr.* 524. (1810).—EBENACEÆ, § Diospyræ, *Dec. and Duby*, 320. (1829).

DIAGNOSIS. Monopetalous dicotyledons, with superior several-celled ovary, regular (unisexual) flowers, definite pendulous collateral ovules, a 3-6-lobed corolla with the stamens some multiple of its lobes, and albuminous seeds.

ANOMALIES.

ESSENTIAL CHARACTER.—*Flowers* polygamous or diœcious, seldom hermaphrodite. *Calyx* in 3 or 6 divisions, nearly equal, persistent. *Corolla* monopetalous, hypogynous, regular, deciduous, somewhat coriaceous, usually pubescent externally, and smooth internally; its *limb* with 3 or 6 divisions, imbricated in æstivation. *Stamens* definite, either arising from the corolla, or hypogynous; twice as many as the segments of the corolla, sometimes 4 times as many, or the same number, and then alternate with them; *filaments* simple in the hermaphrodite species, generally doubled in the polygamous and diœcious ones, both their divisions bearing anthers, but the inner one generally smaller; *anthers* attached by their base, lanceolate, 2-celled, dehiscing lengthwise, sometimes bearded; *pollen* round, smooth. *Ovarium* sessile, without any disk, several-celled, the cells each having 1 or 2 ovules pendulous from their apex; *style* divided, seldom simple; *stigmas* bifid, or simple. *Fruit* fleshy, round or oval, by abortion often few-seeded, its pericarpium sometimes opening in a regular manner. *Seed* with a membranous testa of the same figure as the albumen, which is cartilaginous and white; *embryo* in the axis, or but little out of it, straight, white, generally more than half as long as the albumen; *cotyledons* foliaceous, somewhat veiny, lying close together, occasionally slightly separate; *radicle* taper, of middling length or long, turned towards the hilum; *plumula* inconspicuous.—*Trees* or *shrubs*, without milk, and a heavy wood. *Leaves* alternate, without stipulæ, obsoletely articulated with the stem, quite entire, coriaceous. *Inflorescence* axillary. *Peduncles* solitary, those of the males divided, of the females usually 1-flowered, with minute bractæ. *R. Br.*

AFFINITIES. Very near Oleacæ, with which they agree in the placentation of the seeds and other points of structure; distinguished by their alternate leaves, constantly axillary and usually unisexual flowers.

the stamens of which are at least double the number of the lobes of the corolla. *R. Br.* They are also closely allied to *Ilicineæ*, from which they chiefly differ in the number of their stamens and their divided sexes. For their resemblance to *Sapoteæ*, see that order. *Styraceæ* were combined with them by *Jussieu*.

GEOGRAPHY. Chiefly Indian and tropical; a very few are found northwards as far as Switzerland in Europe, and the state of New York in North America.

PROPERTIES. Remarkable only for the hardness and blackness of the wood, and the eatable quality of the fruit. The former is well known under the name of *Ebony* and *Ironwood*; the latter are occasionally introduced from China as a dry sweetmeat. They are noted for their extreme acerbity before arriving at maturity. The bark of *Diosp. virginiana* is said to be a febrifuge.

EXAMPLES. *Diospyrus*, *Maba*, *Ferreola*.

CCIII. COLUMELLIACEÆ.

COLUMELLIEÆ, *Don in Edinb. New Phil. Journ.* (Dec. 1828).

DIAGNOSIS. Monopetalous diandrous dicotyledons, with an inferior 2-celled many-seeded ovarium, opposite leaves, and regular flowers.

ANOMALIES.

ESSENTIAL CHARACTER.—*Calyx* turbinate, superior, many-toothed. *Corolla* rotate, 5-8-parted, with a convolute æstivation. *Stamens* 2, inserted in the throat; *anthers* linear, either sinuous or straight, 1- or 2-celled. *Ovarium* inferior, 2-celled, with an indefinite number of ovules; *style* simple, declinate; *stigma* capitate. *Disk* perigynous. *Fruit* capsular, 2-celled, many-seeded, with a septicidal incomplete dehiscence. *Seeds* ascending; *testa* polished; *embryo* taper, erect, in the axis of fleshy albumen.—*Shrubs, trees, or herbaceous plants. Leaves* opposite, without stipulæ, entire. *Flowers* solitary, yellow.

AFFINITIES. Only known from the remarks of *Mr. Don*, from whom the foregoing has been abridged. He thinks them near *Jasmineæ*, with which they correspond “in the structure and æstivation of their corolla, in their bilocular ovarium, and erect (?) ovula; and they agree both with them and *Syringa* in the structure and dehiscence of their capsule. They differ, however, essentially from *Jasmineæ*, by having an adherent ovarium, by the presence of a perigynous disk, by the undivided stigma, and, lastly, by having an inferior capsule with polyspermous cells.” *Mr. Don* further thinks they connect *Jasmineæ* with *Oleaceæ*.

GEOGRAPHY. Mexican and Peruvian plants.

PROPERTIES. Unknown.

EXAMPLES. *Columellia*, *Menodora*.

CCIV. JASMINEÆ. THE JASMINE TRIBE.

JASMINEÆ, *Juss. Gen. Plant.* 104. (1789) *in part*; *R. Brown Prodr.* 520. (1810).

DIAGNOSIS. Monopetalous dicotyledons, with regular flowers, a superior 2-celled ovarium with erect seeds, 2 stamens, and an imbricate corolla.

ANOMALIES.

ESSENTIAL CHARACTER.—*Calyx* divided or toothed, persistent. *Corolla* monopetalous, hypogynous, regular, hypocrateriform, with from 5 to 8 divisions, which lie laterally

upon each other, being imbricated and twisted in æstivation. *Stamens* 2, arising from the corolla, enclosed within its tube. *Ovarium* destitute of a hypogynous disk, 2-celled, with 1-seeded cells, the ovules in which are erect; *style* 1; *stigma* 2-lobed. *Fruit* either a double berry or a capsule separable in two. *Seeds* either with no albumen, or very little; *embryo* straight; *radicle* inferior.—*Shrubs*, having usually twining stems. *Leaves* opposite, mostly compound, ternate or pinnate, with an odd one; sometimes simple, the petiole almost always having an articulation. *Flowers* opposite, in corymbs. *R. Br.*

AFFINITIES. Formerly combined with Oleaceæ, from which they are distinguished by Mr. Brown by their ovules being erect, their seed with no, or very little, albumen, in the æstivation of the corolla being imbricate, not valvate, and in the number of its divisions being 5 or more, and consequently not regularly a multiple of the stamens, instead of 4, which is a multiple of them. But Ach. Richard (*Ann. des Sc.* 350.) endeavours to shew that these differences are insufficient. He states, that the ovules of Jasmineæ are originally pendulous, as in Oleaceæ; but that they subsequently become erect in consequence of the growth of the ovarium, whose apex does not elongate, while its sides extend considerably during the growth of the fruit. He says, upon the authority of his father, that albumen does exist in Jasminum and Nyctanthes; a fact which had been previously mentioned by Mr. Brown in defining the orders, but to which that distinguished botanist attached no importance, because only a small quantity was found by him to exist, while it is very abundant in Oleaceæ; and he probably conceived, as I certainly do, that it is the difference of its quantity only which gives the albumen value as a mark of ordinal distinction. I confess it does not appear to me that these remarks lessen the propriety of dividing Jasmineæ and Oleaceæ, which are still known by abundantly sufficient characters. The affinity of Jasmineæ, otherwise, is with those monopetalous orders, in which the number of stamina is different from that of the divisions of the corolla, as Labiatæ, Scrophularinæ, Verbenacæ, and the like, but particularly with the latter, which sometimes resemble them in their fruit, as Clerodendron. Mr. Brown stations them between Pedalinæ and Oleaceæ (*Prodr.*); Decandolle between Oleaceæ and Strychnæ (*Théorie*, ed. 2.); Don suggests their affinity to his order Columelliæ.

GEOGRAPHY. Chiefly inhabitants of tropical India, in all parts of which they abound. One Jasminum only is mentioned from South America, but there are at least 3 species of Bolivaria on that continent; a few are natives of Africa and the adjoining islands; New Holland contains several; and, finally, 2 extend into the southern climates of Europe.

PROPERTIES. Not very different from Oleaceæ in qualities, except that their oil is deliciously fragrant, and produced by the flowers, and not by the pericarp. The genuine essential oil of Jasmine of the shops is produced by Jasminum officinale and grandiflorum; but a similar perfume is also procured from Jasminum Sambac. The leaves of Jasminum undulatum are slightly bitter. The bitter root of Jasminum angustifolium, ground small and mixed with powdered Acorus Calamus root, is considered in India as a valuable external application in cases of ringworm. *Ainslie*, 2. 52. In India Proper the tube of the corolla of Nyctanthes arbor tristis is used as a dye. *Buchanan L. Tr.* 13. 484.

EXAMPLES. Jasminum, Nyctanthes, Bolivaria.

CCV. OLEACEÆ. THE OLIVE TRIBE.

OLEINEÆ, *Hoffmannsegg et Link Fl. Port.* (1806); *Brown Prodr.* 522. (1810); *Lindl. Synops.* 171. (1829).—LILACEÆ *Vent. Tabl.* 1. 306. (1799).

DIAGNOSIS. Monopetalous dicotyledons, with regular flowers, a superior 2-celled ovary with pendulous seeds, 2 stamens, and a valvate corolla.

ANOMALIES. *Fraxinus* is generally apetalous.

ESSENTIAL CHARACTER.—*Flowers* hermaphrodite, sometimes dioecious. *Calyx* monophyllous, divided, persistent, inferior. *Corolla* hypogynous, monopetalous, 4-cleft, occasionally of 4 petals, connected in pairs by the intervention of the filaments, sometimes without petals; *æstivation* somewhat valvate. *Stamens* 2, alternate with the segments of the corolla or with the petals; *anthers* 2-celled, opening longitudinally. *Ovary* simple, without any hypogynous disk, 2-celled; the *cells* 2-seeded; the *ovules* pendulous and collateral; *style* 1 or 0; *stigma* bifid or undivided. *Fruit* drupaceous, berried, or capsular, often by abortion 1-seeded. *Seeds* with dense, fleshy, abundant albumen; *embryo* about half its length, straight; *cotyledons* foliaceous, partly asunder; *radicle* superior; *plumula* inconspicuous.—*Trees* or *shrubs*. *Leaves* opposite, simple, sometimes pinnated. *Flowers* in terminal or axillary racemes or panicles; the *pedicels* opposite, with single bractæ. *R. Br.*

AFFINITIES. Very near *Jasmineæ*, with which they are combined by Ach. Richard; see the observations upon that order. To some, it, I believe, still appears expedient to separate the small tribe of *Lilacæ*, the representative of which is the Lilac of the gardens; but I am not aware of there being any greater peculiarity in that plant than its capsular fruit, a character very rarely of importance in distinguishing orders. Decandolle suggests (*Essai Méd.* p. 204.) that the Ash is related to the Maple tribe. I also find in the same work the following very good observations upon this order:—“However heterogeneous the Olive tribe may appear as at present limited, it is remarkable that the species will all graft upon each other; a fact which demonstrates the analogy of their juices and their fibres. Thus the Lilac will graft upon the Ash, the *Chionanthus* and the *Fontanesia*, and I have even succeeded in making the Persian Lilac live ten years on *Phyllirea latifolia*. The Olive will take on the *Phyllirea*, and even on the Ash; but we cannot graft the Jasmine on any plant of the Olive tribe; a circumstance which confirms the propriety of separating these two tribes.”

GEOGRAPHY. Natives chiefly of temperate latitudes, inclining towards the tropics, but scarcely known beyond 65° N. lat. The Ash is extremely abundant in North America; the *Phyllireas* and *Syringas* are all European or Eastern plants. A few are found in New Holland and elsewhere within the tropics. One Ash is a native of Nipal.

PROPERTIES. This order offers almost the only instance of oil being contained in the pericarp; from which Olive oil is entirely expressed; in most other plants oil is yielded by the seed. The flowers are frequently slightly fragrant; those of *Olea fragrans* are employed in China for flavouring tea. The bark of the Olive, but especially of the Ash, is so bitter and astringent, that it has been not only highly celebrated as a febrifuge, but even compared with *Quinquina* (*Dec.*) for effect. The sweet gentle purgative, called Manna, is a concrete discharge from the bark of several species of Ash, but especially from *Fraxinus rotundifolia*. The sweetness of this substance is not due to the presence of sugar, but to a distinct principle, called Mannite, which differs from sugar in not fermenting with water and yeast. *Turner*, 682. A peculiar substance, called Olivile, is contained in the gum of *Olea europæa*. *Ibid.* 701.

EXAMPLES. *Olea*, *Phyllirea*, *Ligustrum*, *Chionanthus*, *Fraxinus*.

CCVI. MYRSINÆÆ.

OPIOSPERMA, *Vent. Jard. Cels.* 86. (1800).—MYRSINÆÆ, *R. Brown Prodr.* 532. (1810.)

DIAGNOSIS. Monopetalous arborescent dicotyledons, with regular flowers, an entire superior 1-celled ovary with a free central placenta, and indehiscent fleshy fruit.

ANOMALIES. *Ægiceras* has no albumen, and the cells of its anthers are cellular.

ESSENTIAL CHARACTER.—*Flowers* hermaphrodite or polygamous. *Calyx* 4- or 5-cleft, persistent. *Corolla* monopetalous, hypogynous, 4-5-cleft, equal. *Stamens* 4-5, opposite the segments of the corolla! into the bases of which they are inserted; *filaments* distinct, rarely connate, sometimes wanting, sometimes 5 sterile petaloid alternate ones; *anthers* attached by their emarginate base, with 2 cells, dehiscing longitudinally. *Ovary* 1, with a single cell in a free central placenta, in the midst of which is immersed a definite or indefinite number of peltate *ovula*; *style* 1, often very short; *stigma* lobed or undivided. *Fruit* fleshy, mostly 1-seeded, sometimes 2-4-seeded. *Seeds* peltate, with a hollow hilum and a simple integument; *albumen* horny, of the same shape as the seed; *embryo* lying across the hilum, taper, usually curved; *cotyledons* short; *radicle*, if several seeds ripen, inferior. *Plumula* inconspicuous.—*Trees* or *shrubs*. *Leaves* alternate, undivided, serrated or entire, coriaceous, smooth; sometimes *under-shrubs*, with opposite or ternate leaves. *Inflorescence* in umbels, corymbs, or panicles, axillary, seldom terminal. *Flowers* small, white or red, often marked with sunken dots or glandular lines.

AFFINITIES. Scarcely different from Primulaceæ, except in their arborescent habit and fleshy fruit; the embryo always lies across the hilum, and the stamens are opposite the lobes of the corolla, as in that order; add to which, the connivence of the anthers in a cone, which is frequent in Primulaceæ, is common in Myrsinææ also. Mr. Brown remarks (l. c.), that the order is related to Sapotææ through Jacquinia, and to Primulaceæ through Bladhia. The immersion of the ovules in a fleshy placenta is a peculiar character of this tribe.

GEOGRAPHY. Tropical plants without exception, and common both in India and America; but “no species has been met with in equinoctial Africa, though several exist both at the Cape of Good Hope and in the Canary Islands.” *Brown Congo*, 465.

PROPERTIES. Almost unknown. Generally handsome shrubs, with fine evergreen leaves. Bread is said to be prepared from the pounded seeds of *Theophrasta Jussæi* in St. Domingo, where it is called *Le Petit Coco*. *Hamilt. Prodr.* p. 27.

EXAMPLES. *Ardisia*, *Embelia*, *Myrsine*.

CCVII. PRIMULACEÆ. THE PRIMROSE TRIBE.

LYSIMACHIÆ, *Juss. Gen.* 95. (1789).—PRIMULACEÆ, *Vent. Tabl.* 2. 285. (1799); *R. Brown Prodr.* 427. (1810); *Lindl. Synops.* 182. (1820.)

DIAGNOSIS. Monopetalous herbaceous dicotyledons, with regular flowers, an entire superior 1-celled ovary with a free central placenta, and capsular fruit.

ANOMALIES. *Samolus* has the ovary half inferior, and 5 sterile stamens. *Glaux* is apetalous.

ESSENTIAL CHARACTER.—*Calyx* divided, 5-cleft, seldom 4-cleft, inferior, regular, persistent. *Corolla* monopetalous, hypogynous, regular; the *limb* 5-cleft, seldom 4-cleft. *Stamens* inserted upon the corolla, equal in number to its segments, and opposite them!

Ovarium 1-celled; *style* 1; *stigma* capitate. *Capsule* opening with valves; *placenta* central, distinct. *Seeds* numerous, peltate; *embryo* included within fleshy albumen, and lying across the hilum; *radicle* with no determinate direction.—*Herbaceous* plants. *Leaves* usually opposite, either whorled or scattered. *R. Br.*

AFFINITIES. Nearly allied to all the regular monopetalous orders with capsular superior fruit, especially to Solanææ and Gentianææ, from both which, and all others, they are readily known by the stamens being placed opposite the segments of the corolla, and not alternate with them. In this respect they agree with Myrsinææ, which differ principally in their fleshy fruit and arborescent habit. Another character of Primulacææ is to have the embryo lying across the hilum within the albumen, so that the radicle is presented neither to the umbilicus nor to one extremity, but to one side. *Trientalis* differs a little in its somewhat succulent fruit. *Glaux*, an apetalous genus, is usually placed here; but, according to Mr. Don (*Jameson's Journal*, Jan. 1830, p. 166.), it should be referred to Plantaginææ, "where it will form the connecting link between that family and Primulacææ."

GEOGRAPHY. Common in the northern and colder parts of the globe, growing in marshes, hedges, and groves, by fountains and rivulets, and even among the snow of cloud-capped mountains. The genus *Douglasia* was found by the traveller whose name it bears, blossoming while covered with snow, on the Rocky Mountains of America. They are uncommon within the tropics, where they usually occupy either the sea shore, or the summits of the most lofty hills.

PROPERTIES. As beautiful objects of culture, these rank among the most esteemed, both on account of their bright but modest-looking flowers, the earliest harbingers of spring, and also for the sake of their fragrance. Their sensible properties are feeble. The Cowslip is slightly narcotic, and the root of *Cyclamen* is famous for its acidity; yet this is the principal food of the wild boars of Sicily, whence its common name of Sowbread.

EXAMPLES. *Primula*, *Dodecatheon*, *Androsace*.

CCVIII. LENTIBULARIÆ.

LENTIBULARIÆ, *Richard in Flor. Paris*, p. 26. (1803).—**UTRICULINÆ**, *Hoffmannsegg et Link Fl. Port.* (1806).—**LENTIBULARIÆ**, *R. Brown Prodr.* 429. (1810); *Lindl. Synops.* 186. (1829); *Link Handb.* 1. 511. (1829) *a sect. of Personatæ*.

DIAGNOSIS. Monopetalous dicotyledons, with irregular flowers, and a superior 1-celled ovary, with a central free placenta.

ANOMALIES. Seed undivided in *Utricularia*.

ESSENTIAL CHARACTER.—*Calyx* divided, persistent, inferior. *Corolla* monopetalous, hypogynous, irregular, bilabiate, with a spur. *Stamens* 2, included within the corolla, and inserted into its base; *anthers* simple, sometimes contracted in the middle. *Ovary* 1-celled; *style* 1, very short; *stigma* bilabiate. *Capsule* 1-celled, many-seeded, with a large central placenta. *Seeds* minute, without albumen; *embryo* sometimes undivided.—*Herbaceous* plants, living in water or marshes. *Leaves* radical, undivided; or compound, resembling roots, and bearing little vesicles. *Scapes* either with minute stipula-like scales, or naked; sometimes with whorled vesicles; generally undivided. *Flowers* single, or in spikes, or in many-flowered racemes; with a single bractea, rarely without bractea. *R. Br.*

AFFINITIES. The central free placenta and minute exalbuminous embryo are the principal points of distinction between these and Scrophularinææ, to which their habit nearly approximates them. They are known from Primulacææ by their irregular flowers, exalbuminous embryo, and stamens.

GEOGRAPHY. Natives of marshes, or rivulets, or fountains, in all parts of the world, especially within the tropics.

PROPERTIES. Unknown.

EXAMPLES. *Pinguicula*, *Utricularia*.

CCIX. GESNEREÆ.

GESNERIÆ, *Rich. et Juss. Ann. Mus.* 5. 428. (1804); *Kunth in Humb. N. G. et Sp.* 2. 392. (1817); *Lindley in Bot. Reg.* 1110. (1827).—**GESNERIACEÆ**, *Link Handb.* 1. 504. (1829) *a sect. of Personatæ*.—**GESNEREÆ**, *Von Martius Nov. Gen. Bras.* 3. 68. (1829.)

DIAGNOSIS. Monopetalous dicotyledons, with a half inferior ovarium, parietal projecting placentæ, a capitate stigma, irregular flowers, and an embryo in the axis of fleshy albumen.

ANOMALIES. *Sarmienta* is diandrous.

ESSENTIAL CHARACTER.—*Calyx* half superior, 5-parted, with a valvate æstivation. *Corolla* monopetalous, tubular, more or less irregular, 5-lobed, with an imbricate æstivation. *Stamens* didynamous; *anthers* cohering, 2-celled, innate, with a thick tumid connectivum; the rudiment of a fifth stamen is present. *Ovarium* half superior, 1-celled, with 2 fleshy 2-lobed parietal polyspermous placentæ; surrounded at its base by glands alternating with the stamens; *style* continuous with the ovarium; *stigma* capitate, concave. *Fruit* capsular or succulent, half superior, 1-celled, 2-valved, with loculicidal dehiscence and 2 opposite lateral placentæ, each consisting of 2 plates. *Seeds* very numerous, minute; *embryo* erect, in the axis of fleshy albumen; *testa* thin, with very close fine oblique veins.—*Herbaceous* plants or *under-shrubs*. *Leaves* opposite, rugose, without stipulæ. *Flowers* showy, in racemes, or panicles, rarely solitary.

AFFINITIES. Nearly allied to *Bignoniaceæ* through *Eccremocarpus*, from which they differ in their ovarium being 1-celled and partly inferior, in their apterous seeds, and in habit. Distinguished from *Cyrtandraceæ* only by their usually inferior 1-celled ovarium, with simple placentæ and albuminous seeds, the testa of which is twisted in a singular manner. From *Scrophularinææ* they are known by the same characters, with the exception of the albuminous seeds, in which respect they agree with that order. They also approach *Orobanchææ*, *Acanthaceæ*, and *Pedalinææ*, with all which they agree in the position of the pericarpial leaves being anterior and posterior with regard to the axis of inflorescence, and consequently the placentæ right and left.

GEOGRAPHY. Exclusively natives of the tropical parts of South America and of the West India Islands.

PROPERTIES. Generally beautiful herbaceous plants, bearing flowers, the prevailing colour of which is bright red, and having tuberous roots. The succulent fruits are mucilaginous, sweetish, and eatable. A dye is obtained from the calyxes and fruit of some of them for staining cotton, straw work, and domestic utensils.

EXAMPLES. *Gesnera*, *Gloxinia*, *Hypocyrta*, *Alloplectus*.

CCX. OROBANCHEÆ. THE BROOM-RAPE TRIBE.

OROBANCHEÆ, *Juss. Ann. Mus.* 12. 445. (1808); *Richard in Pers. Synops.* 2. 180. (1807); *Dec. and Duby Bot. Gall.* 348. (1828); *Lindl. Synops.* 193. (1829).—**OROBANCHINÆ**, *Link Handb.* 1. 506. (1829) *a sect. of Personatæ*.

DIAGNOSIS. Monopetalous, colourless, parasitical dicotyledons, with a

superior 1-celled ovarium, irregular unsymmetrical flowers, and a minute embryo inverted in the apex of fleshy albumen.

ANOMALIES.

ESSENTIAL CHARACTER.—*Calyx* divided, persistent, inferior. *Corolla* monopetalous, hypogynous, irregular, persistent, with an imbricated æstivation. *Stamens* 4, didynamous. *Ovarium* superior, 1-celled, seated in a fleshy disk, with 2 or 4 parietal polyspermous placenta; *style* 1; *stigma* 2-lobed. *Fruit* capsular, enclosed within the withered corolla, 1-celled, 2-valved, each valve bearing 1 or 2 placenta in the middle. *Seeds* indefinite, very minute; *embryo* minute, inverted, at the apex of a fleshy albumen.—*Herbaceous* leafless plants, growing parasitically upon the roots of other species. *Stems* covered with brown or colourless scales.

AFFINITIES. Extremely near *Gesneræ* in character, although very different in habit. They are distinguished by their seeds having a minute embryo lying in one end of fleshy albumen, and spherical pollen, while the embryo of *Gesneræ* is cylindrical and erect, occupying the axis of the albumen, and the pollen elliptical, with a furrow on one side. In *Gesneræ* the seeds are attached by rather long funiculi, while they are absolutely sessile in *Orobanchæ*. Moreover, there is a tendency in the latter to become pentandrous, or even hexandrous; but not only no such tendency exists in the former, but the reverse takes place, in the occasional increased sterility of the stamens. There is scarcely any trace of the glandular processes of the disk of *Gesneræ* in *Orobanche*, or at least nothing more than a thin glandular coating to the base of the ovarium. See *Von Martius Nov. Gen. et Sp. Bras.* 3. 72. From *Scrophularinæ* they are known by their 1-celled ovarium and minute inverted embryo; from *Melampyraceæ*, by the former of these characters; and from all that have been mentioned, by their habit and parasitical mode of growth. In this respect they resemble *Pyrolaceæ*, from which they differ in their ovarium being composed of 2, not 5 carpella, and their irregular unsymmetrical flowers. According to the observations of M. Vaucher, of Geneva, the seeds of *Orobanche ramosa* will lie many years inert in the soil unless they come in contact with the roots of Hemp, the plant upon which the species grows parasitically, when they immediately sprout. See *Ferussac, Feb.* 1824, 136.

GEOGRAPHY. Not uncommon in Europe, particularly in the southern kingdoms, Barbary, middle and northern Asia, and North America; very rare in India.

PROPERTIES. The *Orobanche virginiana* is supposed to have formed, in conjunction with white oxide of arsenic, a famous cancer powder, which was known in North America under the name of "Martin's Cancer Powder." It is thought to participate in the powerful astringent properties of *Orobanche major*. *Barton*, 2. 38.

EXAMPLES. *Orobanche*, *Lathræa*, *Phelypæa*, *Æginetia*.

CCXI. SCROPHULARINÆ. THE FIGWORT TRIBE.

SCROPHULARIÆ, *Juss. Gen.* 117. (1789).—SCROPHULARINÆ, *R. Brown Prodr.* 433. (1810); *Lindl. Synops.* 187. (1829).—PEDICULARES, *Juss. Gen.* 99. (1789) *in part.*—PERSONATÆ, *Dec. Fl. Fr.* 3. 573. (1815).—ANTHRHINÆ, *Dec. and Duby*, 342. (1823).—HALLERIACEÆ, *Link Handb.* 1. 506. (1829) *a sect. of Personatæ.*—SCOPARIACEÆ, *Ib.* 322. *the same.*—EUNEÆ, *Ib.* 510. *the same.*

DIAGNOSIS. Monopetalous dicotyledons, with a superior 2-celled capsule, irregular unsymmetrical flowers, albuminous seeds, and an orthotropous embryo.

ANOMALIES. *Scoparia* has regular symmetrical flowers. Leaves sometimes alternate.

ESSENTIAL CHARACTER.—*Calyx* divided, persistent, inferior. *Corolla* monopetalous, hypogynous, usually irregular, deciduous, with an imbricated aestivation. *Stamens* 2, or 4, didynamous, very seldom equal. *Ovarium* superior, 2-celled, many-seeded; *style* 1, continuous; *stigma* 2-lobed. *Fruit* capsular, very seldom succulent, with from 2 to 4 valves, which are either entire or bifid; the dissepiment either double, arising from the incurved margins of the valves; or simple, and in that case, either parallel with, or opposite to, the valves. *Placentæ* central, either adhering to the dissepiment or separating from it. *Seeds* indefinite; *embryo* included within fleshy albumen; *radicle* turned towards the hilum (orthotropous).—*Herbaceous* plants, seldom *shrubs*, with opposite *leaves*. *Inflorescence* very variable.

AFFINITIES. The capsular monopetalous genera of Dicotyledons, with a superior ovary, albuminous seeds, and irregular diandrous or didynamous stamens, were separated by Jussieu into two orders, which he called Scrophulariæ and Pediculares, distinguished from each other by the dehiscence of the former being septicial, and of the latter loculicidal. Mr. Brown, in his *Prodromus*, pointed out the insufficiency of this character, which is often not even of generic value, and he combined the orders of Jussieu under the common name of Scrophularinæ. This opinion has been adopted by subsequent writers, with the exception of Decandolle, who, in Duby's *Botanicon Gallicon* (1828), adheres to the old division of Jussieu, their names being changed into Antirrhinæ and Rhinanthaceæ. Notwithstanding this almost universal assent to the identity of the two orders of Jussieu, some separations have been made upon different principles from those of that learned botanist. Thus Orobanchæ have been distinguished by himself; Gesneræ by Nees Von Esenbeck; and Melampyraceæ by Richard. The two former are adopted by botanists without dissent; the latter has not been so generally received. In my *Synopsis* I admitted it, upon the ground of its definite ascending seeds and inverted embryo; but subsequent consideration has led me to think that by excluding from the character all consideration of the number and direction of the seeds, a tribe would be formed, agreeing in a peculiar habit, and in the radicle of the embryo not being presented to the hilum, to which the name of Rhinanthaceæ might conveniently be retained. Upon this view of the subject, Scrophularinæ will include no genus the embryo of which is not orthotropous, and in Rhinanthaceæ it must be antitropous or heterotropous. For the distinctions of Gesneræ and Orobanchæ, see those orders respectively. Scrophularinæ agree with Rhinanthaceæ, Orobanchæ, Gesneræ, Bignoniaceæ, Cyrtandraceæ, Verbenaceæ, Myoporinæ, Selaginæ, Pedalinæ, Acanthaceæ, and Solanæ, in their ovary being formed by the cohesion of two carpella, which stand fore and aft with respect to the axis of inflorescence; or, in other words, the back of one is presented to the upper lip of the corolla, that part in which the fifth stamen is abortive or rudimentary, and the back of the other to the middle lobe of the lower lip between the two anterior stamens; a curious arrangement, by attending to which no difficulty can be found in recognising Gentianæ, which, when out of flower, are exceedingly like. Scrophularinæ differ from Bignoniaceæ and Pedalinæ in their habit and albuminous seeds; from Solanæ in their diandrous or didynamous flowers, straight not curved embryo, and opposite not alternate leaves; from Verbenaceæ and Myoporinæ in their polyspermous fruit, which is usually dehiscent, or at least never drupaceous; from Selaginæ in the same characters and their opposite leaves; and from Acanthaceæ in their flowers not being surrounded by imbricating bractæ, and in the presence of albumen. Verbascum and Celsia, two genera usually referred to Solanæ, are by some botanists placed here; they, and Digitalis, which has alternate leaves, form connecting links between the two orders.

GEOGRAPHY. Found in abundance in all parts of the world, from the

coldest regions in which the vegetation of flowering plants takes place, to the hottest places within the tropics. One species is found in Melville Island; in middle Europe they form about a 26th of the flowering plants, and in North America about a 36th. In all India, New Holland, and South America, they are common, and, finally, the sterile shores of Terra del Fuego are ornamented with several species.

PROPERTIES. Generally acrid, bitterish, suspected plants. The leaves and roots of *Scrophularia aquatica*, and perhaps *nodosa*, of *Gratiola officinalis* and *peruviana*, and of *Calceolaria*, act as purgatives, or even as emetics. In *Digitalis*, which is in many respects very near *Solanææ*, this quality is so much increased, that its effects become highly dangerous. The powdered leaves, or an extract of them, produce vomiting, dejection, and vertigo, increase the secretion of the saliva and urine, lower the pulse, and even cause death. *Dec.* According to Vauquelin, the purgative quality of *Gratiola* depends upon the presence of a peculiar substance, analogous to resin, but differing in being soluble in hot water. The leaves of *Mimulus guttatus* are eatable as salad. The juice of the leaves of *Torenia asiatica* are considered, on the Malabar coast, a cure for gonorrhœa. *Ainslie*, 2. 122. An infusion of *Scoparia dulcis* is used by the Indians of Spanish America to cure agues. *Humboldt Cinch. Forests*, 22. *Eng. ed.*

Duvau, in an excellent memoir upon the general characters of *Veronica*, proposes the following sections of this order; see *Ann. des Sc.* vol. 8. p. 176. 1826.

VERONICEÆ.

EXAMPLES. *Veronica*, *Sibthorpia*, *Disandra*.

ERINACEÆ.

EXAMPLES. *Manulea*, *Buchnera*, *Erinus*.

SCROPHULARINEÆ.

EXAMPLES. *Scrophularia*, *Antirrhinum*, *Mimulus*, *Gratiola*, *Chelone*, *Digitalis*.

To these Link adds, as will be seen among the synonymes of the order, *Halleriaceæ*, containing the baccate genera, and *Scopariaceæ*, containing *Scoparia* alone.

CCXII. RHINANTHACEÆ. THE RATTLE TRIBE.

MELAMPYRACEÆ, *Rich. Anal. du Fruit*. (1808); *Lindl. Synops.* 194. (1829). — **RHINANTHACEÆ**, *Dec. Fl. Fr.* 3. 454. (1815); *Dec. and Duby Bot. Gall.* 351. (1828) *in part.* — **PEDICULARES**, *Juss. Gen.* 99. (1789) *in part*; *Duvau in Ann. des Sc. Nat.* 8. 180. (1826.)

DIAGNOSIS. Monopetalous dicotyledons, with a superior 2-celled capsule, irregular unsymmetrical flowers, crested bractæa, albuminous seeds, and a heterotropous embryo.

ANOMALIES.

ESSENTIAL CHARACTER. — *Calyx* divided, persistent, unequal, inferior, foliaceous. *Corolla* monopetalous, hypogynous, deciduous, personate. *Stamens* 4, didynamous; *anthers* with acuminate lobes. *Ovarium* superior, 2-celled, 2-seeded; *style* 1; *stigma* obtuse. *Fruit* capsular, 2-celled, 2-valved, covered by the calyx. *Seeds* ascending; *embryo* minute, inverted (heterotropous) in fleshy *albumen*. — *Herbaceous* plants. *Leaves* opposite, without stipulæ. *Flowers* axillary, with coloured or crested floral leaves.

AFFINITIES. Distinguished from *Scrophularineæ* by the inverted or heterotropous embryo, the seeds being generally winged and few in number, often definite, and the bractæa dilated and foliaceous: at least such is the

only character which I can find for this group, which Duvau calls "très-tranché et presque isolé." The habit is peculiar; *Chelone* is the genus among Scrophularinæ to which they most nearly approach. In my *Synopsis* I have followed Richard in distinguishing Melampyraceæ from Rhinanthaceæ, and placing the latter among Scrophularinæ; but I now entertain a different opinion: see Scrophularinæ. Duvau says he has observed that, in some species of *Euphrasia*, *Bartsia*, *Rhinanthus*, *Melampyrum*, and *Pedicularis*, the base of the corolla is persistent in the form of a collar; and he suggests the possibility of this character, which he has also remarked in *Orobanche*, being of importance.

GEOGRAPHY. Natives of Europe, Asia, and America, particularly in the more temperate parts; also of the Cape of Good Hope, South America, India, and New Holland.

PROPERTIES. *Euphrasia officinalis* is slightly bitter and aromatic, and was formerly employed in diseases of the eye, but is now disused. Cows are said to be fond of *Melampyrum pratense*; and Linnæus says the best and yellowest butter is made where it abounds. The *Pedicularis* are acrid, but are eaten by goats. Nearly all this tribe turn black in drying.

EXAMPLES. *Rhinanthus*, *Pedicularis*, *Melampyrum*.

CCXIII. SOLANEÆ. THE NIGHTSHADE TRIBE.

SOLANEÆ, *Juss. Gen.* 124. (1789); *R. Brown Prodr.* 443. (1810); *Lindl. Synops.* 180. (1829.)

DIAGNOSIS. Monopetalous dicotyledons, with regular flowers, a superior 2-celled ovarium, indefinite ovules, a plaited corolla, succulent fruit, and alternate leaves.

ANOMALIES. *Verbascum* has irregular flowers. The anthers of *Solanum* open by pores. *Nolana* has a deeply 5- or more-lobed ovarium. *Nicotiana multivalvis* has many cells in the capsule.

ESSENTIAL CHARACTER.—*Calyx* 5-parted, seldom 4-parted, persistent, inferior. *Corolla* monopetalous, hypogynous; the limb 5-cleft, seldom 4-cleft, regular, or somewhat unequal, deciduous; the æstivation, in the genuine genera of the order, plaited; in the spurious genera imbricated. *Stamens* inserted upon the corolla, as many as the segments of the limb, with which they are alternate, 1 sometimes being abortive; *anthers* bursting longitudinally, rarely by pores at the apex. *Ovarium* 2-celled, with 2 polyspermous placentæ; *style* continuous; *stigma* simple. *Pericarpium* with 2 or 4 cells, either a capsule with a double dissepiment parallel with the valves, or a berry, with the placentæ adhering to the dissepiment. *Seeds* numerous, sessile; *embryo* more or less curved, often out of the centre, lying in fleshy *albumen*; *radicle* next the hilum.—*Herbaceous* plants or *shrubs*. *Leaves* alternate, undivided, or lobed; the floral ones sometimes double, and placed near each other. *Inflorescence* variable, often out of the axillæ; the *pedicels* without bractæ.

AFFINITIES. Mr. Brown remarks, that this order is chiefly known from Scrophularinæ by the curved or spiral embryo, the plaited æstivation of the corolla, and the flowers being usually regular, with the same number of stamens as lobes. Hence the genera with a corolla not plaited, and at the same time a straight embryo, should either be excluded, or placed in a separate section, along with such as have an imbricated corolla, a slightly curved embryo, and didynamous stamens. *Prodr.* 444. To this a third section should be added for *Nolana*, which has a deeply 5- or more-lobed ovarium, each lobe containing one or more cells, in each of which lies a single seed. *Nolana paradoxa* has a considerable number of little drupes crowded one above the other; so that this section would appear to differ from true *Sola-*

næ nearly as Labiatæ from Verbenacæ; but there is a similar tendency to an excessive multiplication of cells in *Nicotiana multivalvis*, a genuine plant of the order, in which an additional verticillus of pericarpial leaves is added to the outside of the two central ones, forming together a singular instance of a many-celled fruit. Through *Nolana*, Solanæ approach Convolvulacæ. The position of the placentæ and pericarpial leaves is the same in this order as in Scrophularinæ and their allies, from which its alternate leaves usually distinguish them. *Verbascum* and *Celsia* are very near Scrophularinæ, to which they are actually referred by Reichenbach; but they differ in their alternate leaves and pentandrous flowers.

GEOGRAPHY. Natives of most parts of the world without the arctic and antarctic circles, especially within the tropics, in which the mass of the order exists, in the form of the genera *Solanum* and *Physalis*. *Verbascum* is wholly extratropical.

PROPERTIES. At first sight this family would seem to offer a strong exception to the general uniformity of structure and property, containing as it does the deadly Nightshade and Henbane, and the wholesome Potato and Tomato; but a little inquiry will explain this apparent anomaly. The tubers of the Potato are well known to be perfectly wholesome when cooked, any narcotic property which they possess being wholly dissipated by heat. This is the case with other succulent underground stems in equally dangerous families, as the Cassava among Euphorbiacæ; besides which, as Decandolle justly observes, — “Il ne faut pas perdre de vue que tous nos alimens renferment une petite dose d'un principe excitant, qui, s'il y était en plus grande quantité, pourrait être nuisible, mais qui y est nécessaire pour leur servir de condiment naturel.” The leaves of all are narcotic and exciting, but in different degrees, from the *Atropa Belladonna*, which causes vertigo, convulsions, and vomiting; the well-known Tobacco, which will frequently produce the first and last of these symptoms; the Henbane and Stramonium, down to some of the *Solanum* tribe, the leaves of which are used as kitchen herbs. The juice of *Datura Stramonium* is used in the United States, in doses of from 20 to 30 grains, in cases of epilepsy, or of mania without fever. *Dec.* The Quina of Brazil is the produce of *Solanum pseudoquina*, and is so powerful a bitter and febrifuge, that the Brazilians scarcely believe that it is not the genuine Jesuits' Bark. It has been analysed by Vauquelin, who found that it contained $\frac{1}{10}$ of a bitter resinoid matter, slightly soluble in water, about $\frac{1}{15}$ of a vegetable bitter, and a number of other principles in minute quantities. *Plantes Usuelles*, 21. The juice of *Atropa Belladonna* is well known to produce a singular dilatation of the pupil of the eye. Duval found that the same property exists in Solanums of the Dulcamara tribe, but in a more feeble degree. It is in the fruit that the greatest diversity of character exists; *Atropa Belladonna*, *Solanum nigrum*, and others, are highly dangerous poisons; Stramonium, Henbane, some *Cestrums*, and *Physalis*, are narcotic; the fruit of *Physalis Alkekengi* is diuretic, for which quality it is employed by veterinary surgeons; that of *Capsicum* is pungent, or even acrid; some *Physalis* are subacid, and so wholesome as to be eaten with impunity; and, finally, the Egg plant, *Solanum esculentum*, and all the Tomato tribe of *Solanum*, yield fruits which are common articles of cookery. But it is stated that the poisonous species derive their properties from the presence of a pulpy matter which surrounds the seeds; and that the wholesome kinds are destitute of this pulp, their fruit consisting only of what botanists call the sarcocarp; that is to say, the centre of the rind, in a more or less succulent state. It must also be remembered, that if the fruit of the Egg-plant is eatable, it only becomes so after undergoing a particular process, by which all its bitter acrid matter

is removed, and that the Tomato is always exposed to heat before it is eaten. The fruit of *Solanum Jacquinii* is considered by the native practitioners of India as expectorant. The juice of that of *Solanum bahamense* is used in the West Indies in cases of sore throat. *Ainslie*, 2. 91. A decoction of the root of *S. mammosum* is bitter, and reckoned a valuable diuretic. *Ibid.* The roots of *Physalis flexuosa* are supposed by the Indian doctors to have deobstruent and diuretic qualities, and also to be alexipharmic. The leaves moistened with a little warm castor oil are a useful external application in cases of carbuncle. *Ibid.* 2. 15. The common Potato, in a state of putrefaction, is said to give out a most vivid light, sufficient to read by. This was particularly remarked by an officer on guard at Strasburgh, who thought the barracks were on fire, in consequence of the light thus emitted from a cellar full of potatoes. *Ed. P. J.* 13. 376. It has been supposed that Potash may be advantageously obtained from the stalk of Potatoes; but it appears, from the experiments of Dr. Macculloch and Sir John Hay, that the quantity they contain is so small as not to be worth the manufacture. *Ibid.* 2. 399. The deleterious principle of the Belladonna has been ascertained by Vauquelin to be a bitter nauseous matter, soluble in spirit of wine, forming an insoluble combination with tannin, and yielding ammonia when burnt. *Dec. Prodr.* 225. The active principle of *Solanum Dulcamara* is an alkali, called Solania, which is in that plant combined with malic acid. *Turner*, 654.

EXAMPLES. The sections above alluded to in this order are the following:—

§ 1. SOLANEEÆ. The Genuine Nightshade Tribe.

Corolla with the limb usually plaited. Stamens equal to the number of the lobes of the corolla. Embryo curved much. *R. Br.*

Solanum, *Physalis*, *Nicotiana*, *Datura*, *Lycium*, *Atropa*.

§ 2. NOLANEEÆ. The Nolana Tribe.

Nolanææ. *Reichenb. Consp.* 125. (1829).

Corolla plaited. Stamens equal to the number of the lobes of the corolla. Ovarium divided into 5 or more lobes. Fruit drupaceous. Embryo much curved.

Nolana.

§ 3. VERBASCEÆ. The Mullein Tribe.

Corolla not plaited. Stamens 5 and unequal, or didynamous. Embryo slightly curved.

Verbascum, *Celsia*, *Anthocercis*.

N.B. *Reichenbach* refers the first and last to *Scrophularineæ*. (*Consp. p.* 124.)

CCXIV. ACANTHACEÆ. THE JUSTICIA TRIBE.

ACANTHI, *Juss. Gen.* 102. (1789). — ACANTHACEÆ, *R. Brown Prodr.* 472. (1810); *Link Handb.* 1. 500. (1829) a sect. of *Personatæ*.

DIAGNOSIS. Monopetalous dicotyledons, with a superior 2-celled capsule, irregular unsymmetrical flowers, exalbuminous wingless seeds with hooked disseminents, and imbricated flowers.

ANOMALIES. A singular depauperation of the calyx takes place in the genera *Thunbergia*, *Mendozia*, and *Clistax*, in which that organ is reduced sometimes to a mere obsolete ring, its place being supplied by bractæ. *Mendozia* is also remarkable for its fruit being a 1-seeded drupe, with crumpled chrysaloid cotyledons.

ESSENTIAL CHARACTER.—*Calyx* 4- or 5-divided, cleft or tubular, equal or unequal, occasionally multifid, or entire and obsolete, persistent. *Corolla* monopetalous, hypogynous, bearing the stamens, mostly irregular; the *limb* ringent or 2-lipped (the lower lip overlapping the upper in aestivation), occasionally 1-lipped, sometimes nearly equal, deciduous. *Stamens* mostly 2, both bearing anthers; sometimes 4, didynamous, the shorter ones being sometimes sterile; *anthers* either 2-celled, their cells being inserted equally or unequally, or 1-celled, opening lengthwise. *Ovarium* seated in a disk, 2-celled, the cells either 2- or many-seeded; *style* 1; *stigma* 2-lobed, rarely undivided. *Capsule* 2-celled, the cells 2- or many-seeded, by abortion sometimes becoming 1-seeded, bursting elastically with 2 valves. *Dissepiment* opposite the valves, separable into two pieces through the axis (the middle being sometimes open); these pieces attached to the valves, sometimes separating from them with elasticity; entire, or occasionally spontaneously separating in two, their inner edge bearing the seeds. *Seeds* roundish, hanging by subulate ascending processes of the dissepiment; *testa* loose; *albumen* none; *embryo* curved or straight; *cotyledons* large, roundish; *radicle* taper, descending, and at the same time centripetal, curved, or straight; *plumula* inconspicuous.—*Herbaceous* plants or *shrubs*, chiefly tropical; their hairs, if they have any, simple, occasionally capitate, very rarely stellate. *Leaves* opposite, rarely in fours, without stipulæ, simple, undivided, entire, or serrated; rarely sinuate, or having a tendency to become lobed. *Inflorescence* terminal, or axillary, in spikes, racemes, fascicles, or panicles; the flowers sometimes even solitary. *Flowers* usually opposite in the spikes, sometimes alternate, with 3 bractæ, of which the lateral are now and then deficient; these bractæ sometimes large and leafy, and enclosing a diminished calyx, which is occasionally obsolete. *R. Br.* chiefly.

AFFINITIES. In habit these approach Scrophularinæ, from which their want of albumen, elastically dehiscing fruit, and the hooked processes of the dissepiment, distinguish them; with Bignoniaceæ they agree so nearly in character, that they may be said to differ in nothing but their seeds not being winged, for the hooks are sometimes absent: generally, however, their flowers being intermixed with imbricated bractæ, their many-leaved imbricated calyx, and their herbaceous habit, point them out sufficiently. To Pedalinæ they approach in character, but are at once known by their 2-celled ovary and peculiar habit. Von Martius remarks (*Nov. Gen. et Sp.* 3. 27.), that the didymy of Acanthaceæ is frequently different from that of Scrophularinæ in the posterior pair of stamens being the longest, and the anterior pair shortest.

GEOGRAPHY. Common in all tropical countries, and only found beyond them in very hot ones. In North America a few species extend to the northward as far as Pennsylvania: and in Europe two are found in the basin of the Mediterranean.

PROPERTIES. Scarcely known. *Acanthus mollis* is considered emollient; *Justicia biflora* is used in Egypt for poultices; *J. Echolium* is said to be diuretic. *Dec.* The flowers, leaves, and root of *Justicia Adhatoda* are supposed to possess antispasmodic qualities. They are bitterish and subaromatic. *Ainslie*, 2. 3. *Justicia pectoralis*, boiled in sugar, yields a sweet-scented syrup, which is considered in Jamaica a stomachic. *Swartz*. 1. 32. The leaves and tender stalks of *Justicia Gendarussa* have, when rubbed, a strong and not unpleasant smell, and are, after being roasted, prescribed in India in cases of chronic rheumatism attended with swelling in the joints. *Ainslie*, 2. 68. The basis of a famous French bitter tincture, called *Droque Amère*, highly valued for its stomachic and tonic properties, is the *Justicia paniculata*, called *Creyat* in India. *Ibid.* 1. 96. The leaves of *Ruellia strepens* are subaerid. *Ibid.* 2. 153. Another species is reckoned a diuretic in Java. *Ibid.*

EXAMPLES. *Justicia*, *Lepidagathis*, *Ruellia*, *Acanthus*.

CCXV. PEDALINEÆ. THE OIL-SEED TRIBE.

PEDALINEÆ, *R. Brown Prodr.* 519. (1810); *Lindley in Botan. Register*, 9. 934. (1825).—
 SESAMEÆ, *Kunth Synops.* 2. 251. (1823).—MARTYNIACEÆ, *Link Handb.* 1. 504.
 (1829) *a sect. of Personatæ*.

DIAGNOSIS. Monopetalous dicotyledons, with a superior 1-celled or spuriously 4- or 6-celled short woody dehiscent or indehiscent fruit, a woody variously-lobed placenta, irregular unsymmetrical flowers, and exalbuminous apterous definite seeds.

ANOMALIES. *Sesamum* has indefinite seeds.

ESSENTIAL CHARACTER.—*Calyx* divided into 5 nearly equal pieces. *Corolla* monopetalous, hypogynous, irregular; the throat ventricose, the limb bilabiate. *Stamens* didynamous, included within the tube, together with a rudiment of a fifth. *Ovarium* seated in a glandular disk, unilocular or bilocular, with several 1- or 2-seeded spurious cells, formed by the splitting of two placentas and the divergence of their lobes; *ovules* either erect, or pendulous, or horizontal; *style* 1; *stigma* divided. *Fruit* drupaceous, juiceless, with several cells formed as those of the ovarium. *Seeds* pendulous, with a papery testa; *albumen* none; *embryo* straight.—*Herbaceous* plants. *Leaves* opposite. *Flowers* axillary, each with two bracteæ.

AFFINITIES. These differ from *Bignoniaceæ* in their wingless seeds, which are usually definite, and in their woody parietal lobed placentæ, which spread and divide variously in the inside of the pericarpium, so as to produce an apparently 4- or 6-celled fruit out of a 1-celled ovarium. For an explanation of the manner in which this takes place, see the *Botan. Register*, fol. 934. From *Cyrtandraceæ* they are known by their large seeds, free from all appendage at either end, by their woody placentæ, and short fruit. *Sesamum* may be considered a transition from the one to the other.

GEOGRAPHY. Found only within the tropics of Africa, Asia, and America.

PROPERTIES. The leaves of *Sesamum* are emollient. Its seeds contain an abundance of a fixed oil, as tasteless as that of Olive oil, for which it might be substituted, and which is expressed in Egypt in great quantities. The fresh leaf of *Pedalium murex*, when agitated in water, renders it mucilaginous, in which state it is prescribed by Indian doctors in cases of dysuria and gonorrhœa.

EXAMPLES. *Pedalium*, *Pretrea*, *Josephinia*, *Martynia*, *Sesamum*.

CCXVI. CYRTANDRACEÆ.

CYRTANDRACEÆ, *Jack in Linn. Trans.* 14. 23. (read 1822, in May).—*DIDYMOCARPEÆ*,
Don in Edinb. Phil. Journ. 7. 82. (1822, July); *Prodr. Fl. Nep.* 121. (1825);
Martius H. R. Mon. (1829.)

DIAGNOSIS. Monopetalous dicotyledons, with a superior 1-celled or spuriously 2-celled fruit, irregular unsymmetrical flowers, exalbuminous apterous minute seeds, and membranous double placentæ.

ANOMALIES.

ESSENTIAL CHARACTER.—*Calyx* campanulate, 5-cleft or 5-leaved, equal. *Corolla* tubular, irregular, 5-lobed, somewhat 2-lipped, the lobes imbricated in æstivation. *Stamens* 4, didynamous, of which 2 are sometimes sterile; *anthers* 2-celled. *Ovarium* superior, elongated, surrounded by an annular disk, 1-celled, with 2 many-seeded placentæ, each of which consists of 2 diverging plates; *style* filiform; *stigma* 2-lobed, or consisting of 2 plates. *Fruit* capsular or succulent; the former siliquose and 2-valved, 1-celled, with

double longitudinal placenta, which often cohere, so as to give the appearance of two cells. *Seeds* very numerous, minute, suspended, naked, or with a coma; *albumen* none; *embryo* straight, taper, orthotropous.—*Terrestrial* or *parasitical* plants, usually *herbaceous* and stemless, occasionally canescent, and sometimes shrubby. *Leaves* usually opposite, one of them being dwarfed, radical, crenate and rugose, or smooth. *Flowers* umbellate, often purple or pink.

AFFINITIES. Very closely allied to Gesneræ, Bignoniaceæ, and Pedalineæ. From the former they differ in nothing except their never having any tendency to produce an inferior ovary, their deeply-lobed placenta, their usually siliquose fruit, and the want of albumen; agreeing entirely with them in habit. From Bignoniaceæ they are distinguished by their herbaceous mode of growth, their minute apterous seeds, 1-celled ovary, with 2 double parietal placenta. From Pedalineæ they differ in nothing whatever, except their minute indefinite seeds, and the membranous, not woody, texture of the fruit and placenta. *Sesamum* forms a transition from the one order to the other, which would, perhaps, be better combined. Mr. Don appears to me to have been mistaken in assigning an heterotropous embryo to this tribe; the embryo is certainly orthotropous in *Streptocarpus Rexii*, with which the other genera no doubt agree. Von Martius refers *Ramonda* hither.

GEOGRAPHY. They occupy nearly the same station in the Old World as Gesneræ in the New, being almost entirely confined to the tropics, unless the *Ramonda* of the Pyrenees should be found a genuine plant of the order, as Von Martius supposes.

PROPERTIES. Unknown.

EXAMPLES. *Cyrtandra*, *Didymocarpus*, *Chirita*, *Incarvillea*.

CCXVII. BIGNONIACEÆ. THE TRUMPET-FLOWER TRIBE.

BIGNONIÆ, § 2. *Juss. Gen.* 137. (1789).—**BIGNONIACEÆ**, *R. Brown Prodr.* 470. (1810); *Link Handb.* 1. 503. (1829) a sect. of *Personatæ*.

DIAGNOSIS. Monopetalous dicotyledons, with a superior 2-celled capsule, a central placenta, irregular unsymmetrical flowers, and exalbuminous winged seeds.

ANOMALIES. *Eccremocarpus* has a 1-celled fruit with parietal placenta. The fruit is sometimes spuriously 4-celled.

ESSENTIAL CHARACTER.—*Calyx* divided or entire, sometimes spathaceous. *Corolla* monopetalous, hypogynous, usually irregular, 4-5-lobed. *Stamens* 5, unequal, always 1, sometimes 3, sterile; *anthers* 2-celled, formed normally. *Ovary* seated in a disk, 2-celled, or spuriously 4-celled, polyspermous; *style* 1; *stigma* of 2 plates. *Capsule* 2-valved, 2-celled, often long and compressed, sometimes spuriously 4-celled. *Dissepiment* either parallel with the valves, or contrary to them, finally becoming separate, bearing the seeds at the commissure along with the valves. *Seeds* transverse, compressed, often winged; *albumen* 0; *embryo* straight, foliaceous; *radicle* centrifugal.—*Trees* or *shrubs*, often twining or climbing. *Leaves* opposite, very rarely alternate, compound or occasionally simple, without stipulæ. *Inflorescence* terminal, somewhat paniced.

AFFINITIES. Distinguished from Scrophularinæ and their immediate allies by the want of albumen, from Acanthaceæ by their winged seeds, and from both by their arborescent habit. *Eccremocarpus* is, however, an exception to the latter character, and also differs in having an unilocular ovary and fruit; in the latter respect approaching *Cyrtandraceæ* and *Pedalinæ*, from which, however, its winged seeds divide it. This wing to the seed is a beautiful membrane formed of transparent cellular tissue, which, in an Indian unpublished genus given me by Dr. Wallich, offers an instance of

reticulated cellules, analogous to those of *Maurandya Barclaiana*. There do not appear to be any very certain limits between *Bignoniaceæ*, *Cyrtandraceæ*, and *Pedalineæ*, which might be reunited without much inconvenience. *Eccremocarpus* may be considered the link between the two former, and *Sesamum* that between the two latter.

GEOGRAPHY. The tropics of either hemisphere are their chief station, from which they extend northwards in North America as far as Pennsylvania, and southwards into the southern provinces of Chile. In Europe they are unknown.

PROPERTIES. Little known, except the great beauty of their flowers. Chica is a red feculent substance obtained by boiling the leaves of *Bignonia Chica* in water; the Chica is quickly precipitated by adding some pieces of the bark of an unknown tree, called *Arayana*. The Indians use it for painting their bodies red; it is also becoming an article of importance to dyers. *Brewster*, 2. 370. It approaches in nature the resins, but contains some peculiar properties: it gives an orange red to cotton. *Ed. P. J.* 12. 417. The tough shoots of *Bignonia Cherere* are woven into wicker-work; and several kinds of *Bignonia*s form large trees in the forests of Brazil, where they are felled for the sake of their timber; that called *Ipe-tabacco* furnishes durable ship-timber; the *Ipeuna*, another species, the hardest wood in Brazil. *Pr. Max. Travels*, p. 68. Another, called the *Pao d'arco*, supplies one of the best kinds of woods used for bows by the Brazilian Indians, especially the *Botocudos* of the *Rio Grande de Belmonte*, and the *Patachos* of the *Rio do Prado*. *Ibid.* 238.

EXAMPLES. *Bignonia*, *Jacaranda*, *Spathodea*.

CCXVIII. MYOPORINEÆ.

MYOPORINÆ, *R. Brown Prodr.* 514. (1810.)

DIAGNOSIS. Monopetalous dicotyledons, with irregular unsymmetrical flowers, a superior 2- or 4-celled ovarium with definite pendulous ovules, indehiscent fruit, a superior radicle, and albuminous seeds.

ANOMALIES.

ESSENTIAL CHARACTER.—*Calyx* 5-parted, persistent. *Corolla* monopetalous, hypogynous, nearly equal or 2-lipped. *Stamens* 4, didynamous, with sometimes the rudiment of a fifth one, which occasionally bears pollen. *Ovarium* 2- or 4-celled, the cells 1- or 2-seeded, with pendulous ovules; *style* 1; *stigma* scarcely divided. *Fruit* a drupe, with a 2- or 4-celled putamen, the cells of which are 1- or 2-seeded. *Seeds* with albumen; *embryo* taper; *radicle* superior.—*Shrubs*, with scarcely any pubescence. *Leaves* simple, without stipulæ, alternate or opposite. *Flowers* axillary, without bractea. *R. Br.*

AFFINITIES. The principal characters in the fructification of this order, by which it is distinguished from *Verbenaceæ*, are the presence of albumen in the ripe seed, and the direction of the embryo, whose radicle always points towards the apex of the fruit. The first of these characters is, however, not absolute, and neither of them can be ascertained before the ripening of the seed. *R. Brown in Flinders*, 567.

GEOGRAPHY. This order, with the exception of *Bontia*, a genus of equinoctial America, and of the species of *Myoporum*, found in the Sandwich Islands, has hitherto been observed only in the southern hemisphere, and yet neither in South Africa nor in South America beyond the tropics. Its maximum is evidently in the principal parallel of *Terra Australis*, in every part of which it exists; in the more southern parts of *New Holland*,

and even in Van Diemen's Island, it is more frequent than within the tropics. *R. Brown in Flinders*, 567.

PROPERTIES. The bark of *Avicennia tomentosa*, the White Mangrove of Brazil, is in great use at Rio Janeiro for tanning. *Pr. Max. Trav.* 206.

EXAMPLES. *Myoporum*, *Stenochilus*, *Pholidia*, *Eremophila*.

CCXIX. SELAGINEÆ.

SELAGINEÆ, *Juss. Ann. Mus.* 7. 71. (1806); *Richard in Pers. Synops.* 2. 146. (1807); *Choisy Mémoire*, (1823.)

DIAGNOSIS. Monopetalous dicotyledons, with irregular unsymmetrical flowers, a superior 2-celled ovary with definite erect ovules, indehiscent fruit, a superior radicle, albuminous seeds, and alternate leaves.

ANOMALIES.

ESSENTIAL CHARACTER.—*Calyx* tubular, persistent, with a definite number of teeth, or divisions, rarely consisting of two sepals. *Corolla* tubular, hypogynous, more or less irregular, with 5 lobes. *Stamens* 4, usually didynamous, arising from the top of the tube of the corolla, seldom 2; *anthers* usually adnate to the dilated top of the filament, rarely versatile. *Ovary* superior, very minute; *style* 1, filiform. *Fruit* 2-celled, the cells either separable or inseparable, 1-seeded, membranous. *Seed* solitary, erect; *embryo* in the axis of fleshy albumen; *radicle* inferior.—*Herbaceous* plants, or small branched *shrubs*. *Leaves* alternate, usually sessile, toothed, or entire, often fasciated. *Flowers* sessile, spiked, with large bractæ.

AFFINITIES. Distinguished from *Verbenacæ* by the radicle being superior, instead of inferior, and the leaves alternate; from *Myoporinæ* by the seeds being erect, not pendulous, and the embryo consequently antitropous, not orthotropous. M. Choisy remarks, that "if, on the one hand, we examine *Selaginæ*, *Verbenacæ*, and *Myoporinæ*, and, on the other, *Dipsacæ*, *Compositæ*, and *Calyceræ*, we shall find a perfect symmetry between their respective characters; thus *Dipsacæ* differ from *Compositæ* exactly as *Selaginæ* from *Verbenacæ*, by the inverted embryo and the presence of albumen, and *Calyceræ* differ from *Compositæ* as *Myoporinæ* from *Verbenacæ*, by their pendulous ovulum; therefore, as every one admits *Dipsacæ* and *Calyceræ*, it seems natural to admit *Selaginæ* and *Myoporinæ*." *Mémoire*, p. 9. Related to *Scrophularinæ* through *Erinus* and *Manulea*, and to *Acanthacæ* through *Eranthemum*. The essential character is taken from M. Choisy.

GEOGRAPHY. All found at the Cape of Good Hope.

PROPERTIES. Unknown.

EXAMPLES. *Selago*, *Polycenia*, *Agathelpis*, *Hebenstreitia*.

CCXX. VERBENACEÆ. THE VERVAIN TRIBE.

VITICES, *Juss. Gen.* 106. (1789).—VERBENACEÆ, *Juss. in Ann. Mus.* 7. 63. (1806); *R. Brown Prodr.* 510. (1810); *Lincl. Synops.* 195. (1829.)

DIAGNOSIS. Monopetalous dicotyledons, with a superior undivided ovary, a terminal style, irregular unsymmetrical flowers, indehiscent 2- or 4-celled fruit, opposite leaves, and solitary seeds with an inferior radicle.

ANOMALIES.

ESSENTIAL CHARACTER.—*Calyx* tubular, persistent, inferior. *Corolla* hypogynous, monopetalous, tubular, deciduous, generally with an irregular limb. *Stamens* usually 4, didynamous, seldom equal, occasionally 2. *Ovarium* 2- or 4-celled; *ovules* erect or pendulous, solitary or twin; *style* 1; *stigma* bifid or undivided. *Fruit* drupaceous, or baccate. *Seeds* erect or pendulous; *albumen* none, or in very small quantity; *embryo* erect.—*Trees* or *shrubs*, sometimes *herbaceous* plants. *Leaves* generally opposite, simple or compound, without stipulæ. *Flowers* in opposite corymbs, or spiked alternately; sometimes in dense heads; very seldom axillary and solitary.

AFFINITIES. The difference between these plants and Labiatæ consists in the concrete carpella of the former, their terminal style, and the usual absence of reservoirs of oil from their leaves, as contrasted with the deeply 4-lobed ovarium and aromatic leaves of the latter. There are, however, particular species of Labiatæ which approach Verbenacæ very closely, so that Mr. Brown has remarked (*Congo*, 451.), that it has been difficult to distinguish the two orders. Verbenacæ differ from Myoporinæ and Selaginæ in the position of the radicle, which in the former points to the base, and in the two latter to the apex of the fruit. There are also other points of difference, which will be mentioned under those orders. Acanthacæ and Scrophularinæ differ in not having 1-or 2- seeded indehiscent cells. Mr. Brown remarks, that although all the genera of Verbenacæ have an embryo whose radicle points towards the base of the fruit, yet many of them have pendulous seeds, and consequently a radicle remote from the umbilicus. *Flinders*, 567. Aug. de St. Hilaire asserts, that all, except *Avicennia*, have a sessile erect ovulum arising from the base of each cell. *Pl. Usuelles*, 40. Mr. Brown, however, places *Avicennia* in Myoporinæ.

GEOGRAPHY. Rare in Europe, northern Asia, and North America; common in the tropics of both hemispheres, and in the temperate districts of South America. In the tropics they become shrubs, or even gigantic timber, but in colder latitudes they are mere herbs.

PROPERTIES. Not of much importance in a medicinal or economical point of view. *Callicarpa lanata* bark has a peculiar subaromatic and slightly bitterish taste, and is chewed by the Cingalese when they cannot obtain Betel leaves; the Malays reckon the plant diuretic. *Ainslie*, 2. 180. *Stachytarpheta jamaicensis* is a plant to which the Brazilians attach the same false notions of powerful action as Europeans formerly did to the common Vervain. Its leaves are sometimes used to adulterate Chinese Tea, and have even been sent to Europe under the name of Brazilian Tea. *Pl. Usuelles*, p. 39. M. Auguste St. Hilaire speaks in terms of high praise of the agreeable properties of the aromatic *Lantana pseudo-thea*, used in infusion as tea. It is highly esteemed in Brazil, where it is vulgarly called *Capitão do matto*, or *Cha de pedreste*. *Ibid.* p. 70. The root of *Premna integrifolia* is cordial and stomachic in decoction. *Ainslie*, 2. 210. *Silex* exists in abundance in the wood of the Teak Tree (*Tectona grandis*), which belongs here. *Ed. P. J.* 3. 413. The properties formerly ascribed to the Vervain appear to have been imaginary.

EXAMPLES. Verbena, Vitex, Clerodendron, Callicarpa.

CCXXI. LABIATÆ. THE MINT TRIBE.

LABIATÆ, *Juss. Gen.* 110. (1789); *R. Brown Prodr.* 499. (1810); *Mirbel in Ann. Mus.* 15. 213. (1810); *Lindl. Synops.* 196. (1829); *Bentham in Bot. Reg.* (1829).

DIAGNOSIS. Monopetalous dicotyledons, with a superior 4-lobed ovarium, and irregular unsymmetrical flowers.

ANOMALIES.

ESSENTIAL CHARACTER. — *Calyx* tubular, 5- or 10-toothed, inferior, persistent, the odd tooth being next the axis; regular or irregular. *Corolla* monopetalous, hypogynous, bilabiate; the upper lip undivided or bifid, overlapping the lower, which is larger and 3-lobed. *Stamens* 4, didynamous, inserted upon the corolla, alternately with the lobes of the lower lip, the 2 upper sometimes wanting; *anthers* 2-celled; sometimes apparently unilocular in consequence of the confluence of the cells at the apex; sometimes 1 cell altogether obsolete, or the 2 cells separated by a bifurcation of the connectivum. *Ovarium* deeply 4-lobed, seated in a fleshy hypogynous disk; the lobes each containing 1 erect ovulum; *style* 1, proceeding from the base of the lobes of the ovarium; *stigma* bifid, usually acute. *Fruit* 1 to 4 small nuts, enclosed within the persistent calyx. *Seeds* erect, with little or no albumen; *embryo* erect; *cotyledons* flat.—*Herbaceous* plants or *under-shrubs*. *Stem* 4-cornered, with opposite ramifications. *Leaves* opposite, divided or undivided, without stipulæ, replete with receptacles of aromatic oil. *Flowers* in opposite, nearly sessile, axillary cymes, resembling whorls; sometimes as if capitate.

AFFINITIES. The 4-lobed ovarium, with a solitary style arising from the base of the lobes, has no parallel among monopetalous orders, except in Boraginæ, to which Labiatæ must be considered as most closely allied. They differ in the latter having not only an irregular corolla, but not more than 2 or 4 stamens, while the lobes of the corolla are 5, and opposite leaves; circumstances in which Labiatæ resemble Scrophularinæ and the orders allied to it. From all such they are known, in the absence of fructification, by their square stem and the numerous reservoirs of oil in their leaves. For some good remarks upon the anatomy of the stem of Labiatæ, see Mirbel in the *Annales du Muséum*, vol. 15. p. 223. The æstivation of the corolla of this order, first well pointed out by Mr. Brown (*Prodr.* 500), is an important consideration in determining whether a flower is resupinate or not. Prostanthera is remarkable for the appendages to its antheræ, and for the remains of albumen existing in the ripe seeds of several of its species. *Brown in Flinders*, 566. An arrangement of the genera has been published by Mr. Bentham in the *Botanical Register*, folios 1282, 1289, 1292, and 1300; a very difficult task, on account of the extremely close relationship which exists between all the species of this natural family, but one which has been executed in a most skilful and satisfactory manner. According to Dr. Griesselich, the reservoirs of oil in the leaves of Labiatæ are not analogous to those of Oranges and other plants, but are little utricules having an open orifice; and hence he calls them pores. *Ferussac*, *Jan.* 1830, p. 96.

200 GEOGRAPHY. Natives of temperate regions in greater abundance than elsewhere, their maximum probably existing between the parallels of 40° and 50° N. latitude. They are found in abundance in hot, dry, exposed situations, in meadows, hedgerows, and groves; not commonly in marshes. In France they form 1-24th of the Flora; in Germany, 1-26th; in Lapland, 1-40th; the proportion is the same in the United States of North America, and within the tropics of the New World (*Humboldt*); in Sicily they are 1-21 of flowering plants (*Presl.*); in the Balearic islands, 1-19th. About 200 species are mentioned in Dr. Wallich's *Catalogue of the Indian Flora*, a large proportion of which is from the northern provinces. They were not found in Melville Island.

PROPERTIES. Their tonic, cordial, and stomachic qualities, due to the presence of an aromatic volatile oil and a bitter principle, are the universal feature of Labiatæ, which do not contain a single unwholesome or even suspicious species. On account of the bitter qualities, several are used as febrifuges, as the *Ocimum febrifugum* of Sierra Leone; and many as aromatics in our food, such as Savory, Mint, Marjoram, and Basil. Others are found useful in the preparation of slightly tonic beverages, such as *Glechoma hederacea*, Sage, Balm of Gilead, &c. When the volatile oil is in great abundance, as in Lavender and Thyme, an agreeable perfume is the result. Rosemary is the herb used in the manufacture of Hungary water.

The leaves of *Ocimum album* are considered by the natives of India stomachic, and their juice is prescribed in the catarrhs of children. *Ainslie*, 2. 92. The fresh juice of *Anisochilus* (*Lavandula carnosula* L.) mixed with powdered sugarcandy, is prescribed by the native practitioners of India in cynanche. *Ibid.* 2. 144. Tonic and stimulant properties have been ascribed to the *Origanum Dictamnus*. *Ibid.* 1. 112. It is asserted that the juice of the bruised leaves of *Phlomis esculenta*, drawn up the nose, is a specific against the bite of serpents; but there is reason to doubt the truth of this statement, as the plant, which is a common weed in Bengal, possesses but a slight aromatic scent, and has scarcely any flavour. *Trans. M. and P. Soc. Calc.* 2. 405. *Hedeoma pulegioides*, the Pennyroyal of the North Americans, has a great popular reputation as an emmenagogue. *Barton*, 2. 168. *Cunila mariana* is beneficially employed in infusion in slight fevers and colds, with a view to excite perspiration. *Ibid.* 2. 175. The roots of *Stachys palustris* are described as an esculent by Mr. Joseph Houlton. The *Panax Coloni* of old botanists is the same thing. *Trans. Soc. Arts*, 46. 8. Perhaps the most singular quality of these plants is their containing an abundance of camphor, a substance which seems to exist in the whole tribe, and which is found so copiously in the oils of Sage and Lavender as to be capable of being advantageously extracted.

EXAMPLES. *Lamium*, *Mentha*, *Stachys*, *Thymus*.

CCXXII. BORAGINÆ. THE BORAGE TRIBE.

BORAGINÆ, *Juss. Gen.* 143. (1789); *R. Brown Prodr.* 492. (1810); *Lindl. Synops.* 163. 1829.)

DIAGNOSIS. Monopetalous dicotyledons, with regular flowers, a deeply lobed superior ovarium, and round stems.

ANOMALIES. *Echium* has rather irregular flowers; *Benthamia* has 4 cotyledons.

ESSENTIAL CHARACTER.—*Calyx* persistent, with 4 or 5 divisions. *Corolla* hypogynous, monopetalous, generally regular, 5-cleft, sometimes 4-cleft, with an imbricate æstivation. *Stamens* inserted upon the petals, equal to the number of lobes of the corolla, and alternate with them. *Ovarium* 4-parted, 4-seeded; *ovula* attached to the lowest point of the cavity (pendulous, *R. Br.*); *style* simple, arising from the base of the lobes of the ovarium; *stigma* simple or bifid. *Nuts* 4, distinct. *Seed* separable from the pericarpium, destitute of albumen. *Embryo* with a superior radicle; *cotyledons* parallel with the axis, plano-convex, sometimes 4! — *Herbaceous* plants or *shrubs*. *Stems* round. *Leaves* alternate, covered with asperities, consisting of hairs proceeding from an indurated enlarged base. *Flowers* in 1-sided spikes or racemes, or panicles, sometimes solitary and axillary.

AFFINITIES. Nearly allied to Labiatae, from which they are essentially distinguished by the regularity of the corolla, the presence of 5 fertile stamens, the absence of resinous dots, the round (not square) figure of the stem, and the scabrous alternate leaves. On account of this last character, they are often called *Asperifoliae*. From all other monopetalous orders they are known by the 4 deep lobes of the ovarium, called by Linnean botanists naked seeds. *Hydrophyllae*, *Heliotropiceae*, *Cordiaceae*, and *Ehretiaceae*, are all distinguished by their undivided ovarium, but, together with *Boragineae*, are known by the quaternary structure of their ovarium and the quinary division of the corolla and stamens.

GEOGRAPHY. Natives principally of the temperate countries of the northern hemisphere; extremely abundant in all the southern parts of Europe, the Levant, and middle Asia; less frequent as we approach the

arctic circle, and almost disappearing within the tropics. A few species only are found in such latitudes. In North America they are less abundant than in Europe. Pursh reckons but 22 species in the whole of his Flora; while the little island of Sicily alone contains 35, according to Presl.

PROPERTIES. Soft, mucilaginous, emollient properties, are the usual characteristics of this order; some are also said to contain nitre, a proof of which is shewn by their frequent decrepitation when thrown on the fire. *Borago officinalis* gives a coolness to beverage in which its leaves are steeped. *Echium plantagineum*, naturalised in Brazil, is used in that country for the same purposes as the *Borago officinalis* in Europe. *Pl. Usuelles*, 25. The roots of *Anchusa tinctoria* or Alkanet, *Lithospermum tinctorium*, *Onosma echioides*, *Echium rubrum*, and *Anchusa virginica*, contain a reddish brown substance used by dyers. This matter is thought to be a peculiar chemical principle approaching the resins.

EXAMPLES. *Borago*, *Lycopsis*, *Anchusa*.

CCXXIII. HELIOTROPICEÆ. THE HELIOTROPE TRIBE.

HELIOTROPICEÆ, *Martius N. G. et Sp.* 2. 75. and 136. (1828.)

DIAGNOSIS. Monopetalous dicotyledons, with regular flowers, a superior 4-celled ovarium with solitary pendulous ovules, 5 stamens, and exalbuminous seeds with plano-convex cotyledons.

ANOMALIES.

ESSENTIAL CHARACTER.—*Calyx* inferior, hypogynous, 5-parted, persistent. *Corolla* hypogynous, monopetalous, regular, with a 5-parted limb, the segments of which are imbricated in æstivation. *Stamens* arising from the tube of the corolla, and alternate with the segments; *anthers* innate; *pollen* globose. *Ovarium* entire, 4-celled, with 4 pendulous ovula; *style* terminal, simple; *stigma* simple. *Fruit* drupaceous, separable into 4 pieces, terminated by the persistent style. *Seeds* pendulous, solitary; *embryo* without albumen, with fleshy plano-convex cotyledons and a minute radicle curved downwards and turned towards the hilum.—Half shrubby and herbaceous plants, covered over with asperities. *Leaves* alternate, simple, without stipulæ. *Flowers* in terminal fascicles, cymes, or corymbs.

AFFINITIES. Distinguished from Boragineæ solely by having a style proceeding from the apex of an undivided ovarium of several cells, by the drupaceous fruit separating in pieces, and the absence of albumen.

GEOGRAPHY. Common in the hotter parts of South America, the East and West Indies, the north of Africa, and the Levant; a few are found in the south of Europe and the southern states of America, but none appear to dwell further north than the parallel of 45°.

PROPERTIES. Unknown, except that some of the species are remarkable for their fragrance. Most of them are insignificant weeds.

EXAMPLES. *Heliotropium*, *Preslea*.

CCXXIV. EHRETIACEÆ.

EHRETIACEÆ, *Martius N. G. et Sp.* 2. 136. (1828.)

DIAGNOSIS. Monopetalous dicotyledons, with regular flowers, a superior 2- or more-celled ovarium with suspended ovules, 5 lobes to the calyx, and albuminous seeds.

ANOMALIES.

ESSENTIAL CHARACTER.—*Calyx* inferior, 5-parted, imbricated in æstivation. *Corolla* monopetalous, tubular, with as many segments of its limb as the calyx, with an imbricated æstivation. *Stamens* alternate with the segments of the corolla, and equal to them in number, arising from the bottom of the tube; *anthers* innate; *pollen* minute, elliptical. *Ovarium* simple, seated in an annular disk, 2- or more celled; *style* terminal; *stigma* simple, 2-lobed; *ovules* suspended. *Fruit* drupaceous, with as many stems as there are true cells of the ovarium. *Seed* suspended, solitary; *testa* simple, thin; *embryo* in the midst of thin fleshy albumen; *radicle* superior; *cotyledons* plano-convex. — *Trees* or *shrubs*, with a harsh pubescence. *Leaves* simple, alternate, without stipulæ. *Flowers* corymbose.

AFFINITIES. Another branch of the old Boragineæ, distinguished by a terminal style proceeding from the apex of a perfectly concrete ovarium of 4 cells, a baccate fruit, and seeds furnished with thin fleshy albumen. Of these characters I conceive the former to be good, and the latter bad; and the order itself, which I adopt upon the authority of Dr. Von Martius, hardly tenable, differing from Heliotropiceæ chiefly in its succulent (not dry) separable fruit.

GEOGRAPHY. Tropical trees or shrubs, natives of either hemisphere.

PROPERTIES. The root of *Ehretia buxifolia* is reckoned in India one of those medicines which assist in altering and purifying the habit in cases of cachexia and venereal affections of long standing. *Ainslie*, 2. 81.

EXAMPLES. *Ehretia*, *Tournefortia*, *Rhabdia*, *Beurreria* ?

CCXXV. CORDIACEÆ.

R. Brown Prodr. 492. (1810), *without a name*; *Martius N. G. et Sp.* 2. 138. (1828), *without a name.* — CORDIACEÆ, *Link Handb.* 1. 569. (1829). — ARGUZIE, *ib.*

DIAGNOSIS. Monopetalous dicotyledons, with regular flowers, a superior 4-celled ovarium with solitary pendulous ovules, 5 stamens, and exalbuminous seeds with plaited shrivelled cotyledons.

ANOMALIES.

ESSENTIAL CHARACTER.—*Calyx* inferior, 5-toothed. *Corolla* monopetalous, with the limb in 5 divisions. *Stamens* alternate with the segments of the corolla, out of which they arise; *anthers* versatile. *Ovarium* superior, 4-celled, with 1 pendulous ovulum in each cell; *style* continuous; *stigma* 4-cleft, with recurved segments. *Fruit* drupaceous, 4-celled; part of the cells frequently abortive. *Seed* pendulous from the apex of the cells by a long funiculus, upon which it is turned back; *embryo* inverted, with the *cotyledons* plaited longitudinally; *albumen* 0. — *Trees.* *Leaves* alternate, scabrous, without stipulæ, of a hard harsh texture. *Flowers* paniced, with minute bractæa.

AFFINITIES. The plaited cotyledons and dichotomous style first induced the separation of this order from Boragineæ, with which it was formerly associated, chiefly, it is to be supposed, on account of the roughness of the leaves. Von Martius well remarks, that it is in fact much nearer Convolvaceæ, from which it differs in its inverted embryo and drupaceous fruit. *Nov. Gen. l. c.*

GEOGRAPHY. Natives of the tropics of both hemispheres.

PROPERTIES. The flesh of their fruit is succulent, mucilaginous, and emollient, as is seen in the Sebesten Plums, the produce of *Cordia Myxa* and *Sebestena*.

EXAMPLES. *Cordia*, *Geraschanthus*, *Cerdana*, *Varronia*, *Cordiopsis*, *Menais*.

CCXXVI. HYDROPHYLLÆ. THE WATERLEAF TRIBE.

R. Brown Prodr. 1. 492. (1810), *without a name.* — *HYDROPHYLLÆ, Von Martius N. G. et Sp.* 2. 138. (1828); *Link Handb.* 1. 570. (1829), a § of *Cordiaceæ*.

DIAGNOSIS. Monopetalous dicotyledons, with regular flowers, a superior 1-celled ovary with ovula attached to parietal or fungous stalked placenta, and a naked stigma.

ANOMALIES.

ESSENTIAL CHARACTER.—*Calyx* with 5 or 10 divisions, inferior. *Corolla* monopetalous, regular, or nearly so, hypogynous, 5-lobed, with 2 lamellæ at the base of each lobe. *Stamens* alternate with the segments of the corolla, in æstivation inflexed; *anthers* ovate, innate, 2-celled, bursting longitudinally. *Ovary* simple, 1-celled, superior, with slight traces of a hypogynous disk; *style* simple or divided, terminal; *stigma* bifid; *ovules* attached to 2 parietal or fungous stalked placenta, either definite or indefinite. *Fruit* capsular, few- or many-seeded, invested with the permanent calyx. *Seeds* definite or indefinite; *embryo* taper, lying towards the end of the *albumen*, which is abundant and somewhat cartilaginous; its *radicle* superior, and next the hilum. — *Herbaceous* hispid plants. *Leaves* either opposite or alternate, but in the latter case lobed. *Peduncles* opposite the leaves.

AFFINITIES. Very near Boraginæ and the orders which have been recently separated from it, with which Hydrophyllæ agree in the roughness of their leaves and many other marks of obvious resemblance. They are, however, known by their undivided 1-celled ovary, terminal style or styles, and ovula (if definite) attached to two stalked fungous placenta, which arise from the base of the cell, having their ovula on their inner face, or (if indefinite) attached to parietal placenta. They are further characterised by the presence of 2 scales or lamellæ at the base of each lobe of the corolla, the nature of which is unknown. The former mode of placentation is highly curious, and, as far as I know, unlike that of any other plants.

GEOGRAPHY. American herbaceous plants, found either in the north or among the most southern of the southern provinces; not known beyond that continent.

PROPERTIES. Unknown.

EXAMPLES. Hydrophyllum, Nemophila, Ellisia, Eutoca, Phacelia.

TRIBE II. GYMNOSPERMÆ.

SYNORHIZÆ, *Rich. Anal. du Fr. Eng. ed.* 81. (1819).—PHANEROGAMES GYMNO-
SPERMES, *Ad. Brongniart Veget. Foss.* 88. (1828.)

THESE have nearly an equal relation to flowering and flowerless plants. With the former they agree in habit, in the presence of sexes, and in their vascular tissue being complete; with Ferns and Lycopodiums, among the latter, they also accord in habit, in the peculiar gyrate veneration of the leaves of Cycadææ, in their spiral vessels being imperfectly formed, and in the sexes being less complete than in other flowering plants; the females wanting a pericarpial covering, and receiving impregnation directly through the foramen of the ovulum, without the intervention of style or stigma, and the males consisting of leaves imperfectly contracted into an anther bearing a number of pollen-cases upon their surface. So great is the resemblance between Lycopodiums and certain Coniferæ, that I know of no external character, except size, by which they can be distinguished; and it is, at least, as probable that some of those vegetables found in the ancient Flora of the world, which have been considered gigantic Lycopodiums, are Coniferæ, as that they are flowerless plants. Gymnospermæ are known from all other Vasculares by the vessels of their wood having large apparent perforations, to which nothing similar has yet been seen elsewhere. It is not, however, on this account to be understood that these differ in growth from other Exogenous plants; on the contrary, they are essentially the same, deviating in no respect from the plan upon which Exogenous plants increase, but having a kind of tissue peculiar to themselves.

LIST OF THE ORDERS.

227. Cycadææ.

|

228. Coniferæ.

CCXXVII. CYCADEÆ.

CYCADEÆ, *Rich. in Pers. Synops.* 2. 630. (1307); *Brown Prodr.* 346. (1810); *Kunth in Humb. et Bonpl. Nov. Gen. et Sp.* 2. 1. (1817); *Synops.* 1. 349. (1822); *R. Brown in King's Voyage*, (1825); *Rich. Mémoire*, 195. (1826); *Ad. Brongniart in Ann. des Sc.* 16. 539. (1829.)

DIAGNOSIS. Naked-seeded mucilaginous dicotyledons, with a round or cylindrical undivided trunk, and pinnated leaves having a gyrate veneration and parallel veins.

ANOMALIES.

ESSENTIAL CHARACTER.—*Flowers* diceious, terminal. *Males* monandrous, naked, collected in cones; each floret consisting of a single scale (or anther) bearing the pollen on its under surface in 2-valved cases which adhere in clusters of 2, 3, or 4. *Females* either collected in cones, or surrounding the central bud in the form of contracted leaves without pinnae, bearing the ovula on their margins. *Ovula* solitary, naked, with no other pericarpium than the scale or contracted leaf upon which they are seated. *Embryo* in the midst

of fleshy or horny albumen; the *radicle* next the apex of the seed, from which it hangs by a long funiculus with which it has an organic connexion.—*Trees*, with a simple cylindrical trunk, increasing by the development of a single terminal bud, and covered by the scaly bases of the leaves; the wood consisting of concentric circles, the cellular zones between which are exceedingly loose. *Leaves* pinnated, not articulated, having a gyrate veneration.

AFFINITIES. One of the botanists who originally noticed the plants that constitute this order referred them to the Fern tribe; an opinion to which Linnæus, having first adopted the idea of Adamson that they were related to Palms, finally acceded. He was followed by other botanists, until, after some suggestions by Ventenat that the genera *Cycas* and *Zamia* ought to form a particular tribe, the present order was finally characterised by the late M. Richard in Persoon's *Synopsis*, in 1807, with the observation that it was intermediate between Ferns and Palms. The opinion of their affinity to Ferns seems to have been thus generally adopted in consequence of their striking resemblance in the mode of developing their leaves; but the supposed relation to Palms, was suggested rather by a vague notion of some general resemblance, as, for instance, in their cylindrical trunks, than by any precise knowledge of the structure of *Cycadææ*. It is only within a few years that a more accurate knowledge of their structure has determined the real nature of their affinities. In 1825, the publication of Mr. Brown's remarks upon the ovulum, in which he demonstrated the similarity of conformation between the flowers of *Cycadææ* and *Coniferæ*, suggested new ideas of the affinities of both tribes; and the determination, in 1829, by M. Adolphe Brongniart, of the exact resemblance between these two tribes in the structure of the vessels of their wood, while it decided the near relation of *Coniferæ* and *Cycadææ*, confirmed the proximity of the former to Ferns, and shewed the inaccuracy of the ideas formerly held of a close resemblance between the latter and Palms. As this is still a matter but ill understood in general, it may be useful to make some further remarks upon the subject.

It has been said that the dissimilarity between *Cycadææ* and *Coniferæ* is such as to render it impossible to admit of their close approximation in any natural arrangement; and that the affinity of *Cycadææ* being with Palms, the former must necessarily be widely apart from Firs. These views of the subject appear to have arisen either from an imperfect knowledge of the real vegetation of the stem of *Cycadææ*, or from a too superficial consideration of such points as were really well known. The affinity of *Cycadææ* and Palms does at first sight appear probable, in consequence of the large pinnated leaves and simple cylindrical stems of both tribes; but here I think the resemblance stops. *Cycadææ* have a gyrate, Palms a convolute veneration; *Cycadææ* are naked-seeded and bear their seeds on the margins of a contracted leaf, Palms have the ordinary inflorescence of flowering plants; *Cycadææ* are dicotyledonous, Palms monocotyledonous; and finally, the internal structure of the trunk of *Cycadææ* is essentially exogenous, as is now perfectly well known: the affinity of *Cycadææ* is therefore not with Palms. With regard to the nature of the evidence by which their strict relation to the Pine tribe is to be established, it may be observed, that they are both dicotyledonous in seed, both have naked ovula constructed in a similar remarkable manner, and borne in both cases not upon a rachis, but upon the margin or face of metamorphosed leaves; that they have the same peculiar form of inflorescence, the same kind of male flowers, the same constant separation of sexes; that the arrangement of the veins of their leaves is peculiar and identical; that there is a like imperfect formation of spiral vessels, a most important consideration; and finally, that they both agree in having the vessels of their wood apparently perforated with numerous holes; a character, as far as is yet known, exclusively confined to these

two tribes. The difference between the cylindrical simple stem of Cycadææ and the branched conical one of Coniferæ arises from the terminal bud only of the former developing, its axillary ones all being uniformly latent, unless called into life by some accidental circumstance, as in the case recorded in the *Horticultural Transactions*, 6. 501.; while in Coniferæ a constant tendency to a rapid evolution of leaf-buds takes place in every axilla. With regard to their foliage, on which the difference of their aspect chiefly depends, I have already stated that the arrangement of their veins is the same; but the leaves of Coniferæ are minute and undivided, while those of Cycadææ are very large and pinnated; in both they are simple, and in Coniferæ there is a tendency to a higher development in the scales of the cones, while in Cycadææ there is a corresponding contraction firstly in *Cycas* itself, and especially in *Zamia*, in which the contraction takes place to exactly the same point as the evolution of Coniferæ.

GEOGRAPHY. Natives of the tropics of America and Asia; not found in equinoctial Africa, although they exist at the Cape of Good Hope and in Madagascar. *Brown Congo*, 464.

PROPERTIES. The only remarkable quality in the order is the production of a kind of Sago, by the soft centre of *Cycas circinalis*. They all abound in a mucilaginous nauseous juice.

EXAMPLES. *Cycas*, *Zamia*.

CCXXXVIII. CONIFERÆ. THE FIR TRIBE.

CONIFERÆ, *Juss. Gen.* 411. (1789); *Mirbel Elémens*, 2. 906. (1815); *Brown in King's Voyage, Appendix*, (1825); *Rich. Monogr.* (1826); *Dec. and Duby*, 431. (1828); *Lindl. Synops.* 240. (1829.)

DIAGNOSIS. Naked-seeded, resinous, dicotyledonous trees, with a branched trunk, and simple leaves with parallel veins.

ANOMALIES.

ESSENTIAL CHARACTER.—*Flowers* monoecious or dioecious. *Males* monandrous or monadelphous; each floret consisting of a single *stamen*, or of a few united, collected, in a deciduous amentum, about a common rachis; *anthers* 2-lobed or many-lobed, bursting outwardly; often terminated by a crest, which is an unconverted portion of the scale out of which each stamen is formed; *pollen* large, usually compound. *Females* usually in cones, sometimes solitary. *Ovarium*, in the cones, spread open, and having the appearance of a flat scale destitute of style or stigma, and arising from the axilla of a membranous bractea; in the solitary flower apparently wanting. *Ovula* naked; in the cones in pairs on the face of the ovarium, having an inverted position, and consisting of 1 or 2 membranes open at the apex, and of a nucleus; in the solitary flower erect. *Fruit* consisting either of a solitary naked seed, or of a cone; the latter, formed of the scale-shaped ovaria, become enlarged and indurated, and occasionally of the bractea also, which are sometimes obliterated, and sometimes extend beyond the scales in the form of a lobed appendage. *Seeds* with a hard crustaceous integument. *Embryo* in the midst of fleshy oily albumen, with 2 or many opposite *cotyledons*; the *radicle* next the apex of the seed, and having an organic connexion with the albumen.—*Trees or shrubs*, with a branched trunk abounding in resin. *Leaves* linear, acrose or lanceolate, entire at the margins, or dilated and lobed, always having the veins parallel with each other; sometimes fascicled in consequence of the non-development of the branch to which they belong; when fascicled, the primordial leaf to which they are then axillary is membranous, and enwraps them like a sheath.

AFFINITIES. With the exception of Orchidææ, there is perhaps no natural order the structure of which has been so long and so universally misunderstood as Coniferæ. This has arisen from the exceedingly anomalous nature of their organisation, and from the investigations of botanists not having been conducted with that attention to logical precision which is now

found to be absolutely indispensable. The description above given is that which I conceive proper to explain the views now taken upon the subject, in consequence of the discovery by Mr. Brown of the ovula of the whole order being naked; and it will probably be found to offer a more intelligible account of the fructification than is to be met with in even the most recent systematic works. It is not expedient to enter here upon an inquiry into the ideas that botanists have successively entertained upon this subject. Those who are desirous of informing themselves upon this point will find all they can desire in the Appendix to Captain King's *Voyage to New Holland*, and in Richard's *Mémoires sur les Conifères et les Cycadées*. It may, however, be useful to advert briefly to the principal theories which have met with advocates. These are, firstly, that the female flowers consist of a bilocular ovarium having a style in the form of an external scale, an opinion held by Jussieu, Smith, and Lambert; secondly, that they have a minute cohering perianthium, and an external additional envelope called the cupula: this view was taken by Schubert, Mirbel, and others; thirdly, that they have a monosepalous calyx cohering more or less with the ovarium, contracted and often tubular at the apex, with a lobed, or glandular, or minute entire limb, an erect ovarium, a single pendulous ovulum, no style, and a minute sessile stigma: this explanation is that of Richard, published in his memoir upon the subject in 1826. It appears, however, from the observations of Mr. Brown, that the female organ of Coniferæ is a naked ovulum, the integuments of which have been mistaken for floral envelopes, and the apex of whose nucleus has been considered a stigma. Of the accuracy of this view there is probably, at this time, little difference in opinion. These female organs, or naked ovula, are in the cone-bearing genera 2 in number, and they originate from the larger scales of the cone towards their base, have an inverted position, and occupy the same relative place in Coniferæ and in *Zamia*, a genus of Cycadææ. Now, as there cannot be any doubt of the perfect analogy that exists between the scales of the cone of *Zamia* and the fruit-bearing leaves of *Cycas*, the former differing from the latter only in each being reduced to 2 ovula, and to an undivided state; so there can be no doubt of the equally exact analogy between the scales of Coniferæ and *Zamia*, and therefore the former would be called reduced leaves if the general character of the tribe was to produce a highly developed foliage; but as the foliage of Coniferæ is in a much more contracted state than the scales of their cones, the latter must be understood to be the leaves of Coniferæ in a more developed state than usual. That the scales of the cone really are metamorphosed leaves, is apparent not only from this reasoning, but from the following facts. They occupy the same position with respect to the bractæ as the leaves do to their membranous sheaths; they surround the axis of growth as leaves do, and usually terminate it; but in some cases, as often in the Larch, the axis continues to elongate beyond them, and leaves them collected round it in the middle. In *Araucaria* they have absolutely the same structure as the ordinary leaves; and finally they sometimes assume the common appearance of leaves, as is represented in Richard's memoir, tab. 12., in the case of a monstrous *Abies*. The scales of the cones of Coniferæ and strobilaceous Cycadææ are therefore to these orders, what carpellary leaves are to other plants. With regard to the male flowers, it is obvious that in the Ginkgo, the Larch, the Cedar of Lebanon, the Spruce, and the like, each anther is formed of a partially converted scale, analogous to the indurated carpellary scale of the females; and therefore each amentum consists of a number of monandrous naked male flowers, collected about a common axis. Some botanists, however, consider each male catkin as a single monadelphous male flower, which is impossible. But in the Yew the male flowers consist of a peltate scale, around which are

arranged several polliniferous cavities; while, in *Araucaria*, these cavities occupy one side only of an ordinary flat scale. In the former case it is probable that the stamens are really monadelphous; an hypothesis which appears to derive confirmation from *Ephedra*, in one species of which, *E. altissima*, they are solitary, while in the common species they are manifestly monadelphous. In *Araucaria*, and such genera as agree with it in structure, the anthers may be considered to consist of an uncertain number of lobes, and in this respect to recede from the usual structure of the male organs of plants: in *Coniferæ*, the anthers of which are normal, we have 2; in *Ephedra*, 4; in *Juniperus*, the like number; in *Cunninghamia*, but 3; in *Agathis*, 14; and in *Araucaria*, from 12 to 20. Mr. Brown remarks, what is certainly very remarkable, that in *Cunninghamia* the lobes of the anther agree in number, as well as insertion and direction, with the ovula! *King's Appendix*, 32. It would almost appear, from Mr. Brown's remarks upon *Gnetum* or *Thoa*, that he considers that singular genus related to *Coniferæ*. But, independently of its very different habit, I confess it does not seem to me certain that its ovula are naked, as Mr. Brown supposes: on the contrary, as the nucleus has three coatings, I should rather understand the external at least as analogous to a carpellum, if the two others are allowed to belong to the ovulum, which I think admits of some degree of doubt. *Coniferæ* occupy a position, as it were, intermediate between *Cellulares* and *Vasculares*, approximating almost equally to each, connected with the former through *Lycopodiaceæ*, and with the latter by the intervention of *Myricæ* and *Cupuliferæ*, *Salicinæ*, and *Betulineæ*. With *Lycopodiaceæ* they agree in the general aspect of the leaves and stems of several species, and in the nearly total absence, or at least very imperfect formation, of spiral vessels; with all the latter in their amentaceous inflorescence, but especially with *Myricæ*, which are both amentaceous and resinous. But their most immediate relation is undoubtedly with *Cycadeæ*, the following order, as is there explained. The aspect of *Callitris* is so much that of *Equisetum* and *Casuarina*, that it is difficult to doubt an affinity also existing between them.

GEOGRAPHY. Natives of various parts of the world, from the perpetual snows and inclement climate of arctic America, to the hottest regions of the Indian Archipelago. The principal part of the order is found in temperate climates; in Europe, Siberia, China, and the temperate parts of North America, the species are exceedingly abundant, and have an aspect very different from that of the southern hemisphere. In the former we have various species of Pines, the Larch, the Cedar, the Spruce, and the Juniper; the place of which is supplied in the latter by *Araucarias*, *Podocarpuses*, *Dammars*, and *Dacrydiums*.

PROPERTIES. No order can be named of more universal importance to mankind than this, whether we view it with reference to its timber or its secretions. Gigantic in size, rapid in growth, noble in aspect, robust in constitution, these trees form a considerable proportion of every wood or plantation in cultivated countries, and of every forest where nature remains in a savage state. Their timber, in commerce, is known under the names of Deal, Fir, Pine, and Cedar, and is principally the wood of the Spruce, the Larch, the Scotch Fir, the Weymouth Pine, and the Virginian Cedar; but others are of at least equal, if not greater, value: the Norfolk Island Pine is an immense tree, known to botanists as *Araucaria excelsa*; the Kawie Tree of New Zealand, or *Dammara australis*, attains the height of 200 feet, and yields a light compact wood, free from knots; the *Dacrydium taxifolium*, or *Kakaterro*, equals this in stature. *Ed. Ph. Journ.* 13. 378. But they are both surpassed by the stupendous Pines of north-west America, one of which, *P. Lambertiana*, is reported to attain the height of 230 feet,

and the other, *P. Douglasii* (qu. *Pinus taxifolia?*), to equal or even to exceed it. The latter is probably the most valuable of the whole for its timber. Their secretions consist of various kinds of resin. Oil of turpentine, common and Burgundy pitch, are obtained from *Pinus sylvestris*; Hungarian balsam from *Pinus Pumilio*; Bourdeaux turpentine from *P. Pinaster*; Carpathian balsam from *P. Pinea*; Strasburg turpentine from *Abies pectinata* (*P. Picea L.*), our Silver Fir; Canadian balsam from *Abies balsamea*, or the Balm of Gilead Fir. The common Larch yields Venetian turpentine. Liquid storax is thought to be yielded by the Dammar Pine; and a substance called in India Dammar, or country resin, is procured from the same plant, or from a tree which Dr. Buchanan calls *Chloroxylon Dupada*. *Ainslie*, 1. 337. Sandarach, a whitish yellow, brittle, inflammable, resinous substance, with an acrid aromatic taste, is said by Dr. Thomson to exude from *Juniperus communis*; but upon the authority of Brongniart and Schousboe, it is the tears of *Thuja articulata* (or *quadrivalvis*). *Ibid.* 1. 379. The substance from which spruce beer is made is an extract of the branches of the *Abies canadensis*, or Hemlock Spruce; a similar preparation is obtained from the branches of *Dacrydium* in the South Seas. Great tanning powers exist in the bark of the Larch; as great, it is said, as in the Oak. *Ed. P. J.* 1. 319. The stimulating diuretic powers of the Savin, *Juniperus Sabina*, are well known, and are partaken of in some degree by the common Juniper, the berries of which are an ingredient in flavouring gin. The large seeds of many are eatable. The Stone Pine of Europe, the *Pinus Cembra*, the Ginkgo, the *Pinus Lambertiana* and *Gerardiana*, the *Araucaria Dombeyi*, and *Podocarpus neriifolia*, are all eatable when fresh. The succulent covering of the Yew fruit is fœtid, and said to be deleterious by Decandolle; we all know that its seeds, if eaten, are highly dangerous.

EXAMPLES. *Pinus*, *Cunninghamia*, *Araucaria*.

SUB-CLASS II. ENDOGENÆ, OR MONOCOTYLEDONOUS PLANTS.

MONOCOTYLEDONES, *Juss. Gen.* 21. (1789); *Desf. Mem. Inst.* 1. 478. (1796).—ENDORHIZÆÆ, *Rich. Anal.* (1808).—MONOCOTYLEDONÆÆ or ENDOGENÆ, *Dec. Théorie*, 209. (1813).—CRYPTOCOTYLEDONÆÆ or GRANIFERÆ, *Agardh Aph.* 73. (1821.)

ESSENTIAL CHARACTER.—*Trunk* usually cylindrical when a terminal bud only is developed, becoming conical and branched when several develop; consisting of cellular tissue, among which the vascular tissue is mixed in bundles, without any distinction of bark, wood, and pith, and destitute of medullary rays; increasing in diameter by the addition of new matter to the centre. *Leaves* frequently sheathing at the base, and not readily separating from the stem by an articulation, mostly alternate, with parallel simple veins, connected by smaller transverse ones. *Flowers* usually having a ternary division; the calyx and corolla either distinct, or undistinguishable in colour and size, or absent. *Embryo* with but 1 cotyledon; if with 2, then the accessory one is imperfect and alternate with the other; *radicle* usually enclosed within the substance of the embryo, through which it bursts when germinating.

Nothing can be more simple than the mode of distinguishing Monocotyledonous from Dicotyledonous plants, notwithstanding the difficulty of fixing upon any single character of separation. It is true that the structure of the stem is not sufficient, because it is frequently impossible, in annual plants, to ascertain if it be Exogenous or Endogenous; the parallel veins of the leaves of Monocotyledons are not always constant, because some genera have reticulated ones; the want of articulation between the stem and the leaves, although very prevalent in Monocotyledons, sometimes changes to perfect articulation, as in Orchideæ; the ternary division of the flower of Monocotyledons is often departed from, as in Aroideæ and the neighbouring orders; many Dicotyledons have also ternary floral envelopes; Monocotyledons have sometimes more than one cotyledon, as the common Wheat; finally, when the stem is capable of being strictly examined, a distinction between wood and pith occasionally exists, as in the common Rush and in the Bamboo; and the conical branched character of Dicotyledons is assumed in Grasses and Asphodeleæ. Hence it is by a combination of characters that the two great divisions are to be known, and not by any absolute single mark: for instance, in Grasses, in which the stem is, as an eminent botanist has justly remarked, less Endogenous than in almost any other Monocotyledons, the leaves, flowers, and seeds, well shew them to be at once of the latter structure; so in *Juncus*, in which pith is present, no other character is at variance with those of Monocotyledons; and again in Orchideæ, in which a complete disarticulation of the stem and leaves takes place, every other point of structure is that of Monocotyledons. Mr. Brown has remarked (*Congo*, 481), that the presence of albumen may be considered as the natural structure of this primary division; seeds without albumen occurring only in certain genera of the paradoxical Aroideæ, and in some other Monocotyledonous orders which are chiefly aquatic. It is a fact well deserving attention, that Monocotyledons differ from Dicotyledons in their geographical distribution as well as in structure; a remarkable proof of the hypothesis, that the forms of vegetation are controlled by peculiarities of climate, acting in an unknown manner. From the enquiries of Humboldt, it appears that Monocotyledons form, in equinoctial regions, about 1-6th of the flowering

plants; in the temperate zone, between 36° and 52° latitude, 1-4th; and towards the polar circle, nearly 1-3d.

The most important substance that they produce is amylaceous matter, which exists in great quantity in some of them, which hence become of incalculable value as aliment for man: such are all the Corn tribe, Plantains, and some Palms, which contain it in their fruit; the Sago and other Palms, in which it occupies the trunk; and the eatable Aroidæous plants, Orchises, Yams, &c., in which it is found in the root. Sugar, gluten, oil, and aromatic principles, are also frequently met with in Monocotyledons; but, as Humboldt well remarks, acids, bitters, resins, camphor, tannin, milk, or poisonous matter, are either wholly wanting or very uncommon. The latter chiefly exists in Aroidæ, some Amaryllidæ, and Melanthaceæ.

The orders of Monocotyledons are given in the state in which they now exist; but it must be confessed that the characters and limits of many of them are far from satisfactory. The whole of those which border upon Asphodeleæ require to be reconsidered by some botanist who is in possession of the means of examining them in great detail; their actual condition is, no doubt, attributable to the partial view that has hitherto been taken of them. Some one should do that for Asphodeleæ which the late M. Richard so admirably executed for Alismaceæ and their affinities.

Endogenous plants are conveniently divided into those in which the floral envelopes are verticillate (*Petaloidæ*), and those in which the flowers consist of imbricated bractææ (*Glumaceæ*).

TRIBE I. PETALOIDEÆ.

These comprehend all Monocotyledons except Grasses and Sedges. They are known by their flowers being fully and normally developed; or, if there is no proper floral envelope, by the sexual apparatus being in that case naked, and not covered by imbricated bractææ. Some of them have both the calyx and corolla equally formed, and coloured so as to be undistinguishable, unless by the manner in which those parts originate: these constitute the *Hexapetaloidæous* form. Others have the calyx and corolla distinct, as in Dicotyledons, to which, in fact, they nearly approach in Butomeæ, which have a strong analogy with Nymphæaceæ, and in Alismaceæ, which cannot be considered widely apart from Ranunculaceæ: these are named *Tripetaloidæous*. Lastly, there is a group of orders in which the floral envelopes have a manifest tendency to abortion, being always small, and of a herbaceous colour, if present; often altogether wanting; and frequently less than 6, the normal number of Monocotyledons: as many of them are arranged in a spadix, and as most of them have a distinct tendency to that kind of inflorescence, the form is called *Spadicæous*.

LIST OF THE ORDERS.

229. Alismaceæ.
230. Butomeæ.
231. Hydrocharidææ.
232. Commelinææ.
233. Xyridææ.
234. Bromeliaceæ.
235. Hypoxidææ.
236. Burmanniææ.
237. Hamodoraceæ.
238. Amaryllidææ.
239. Iridææ.

240. Orchidææ.
241. Scitamineææ.
242. Marantaceææ.
243. Musaceææ.
244. Juncæææ.
245. Melanthaceææ.
246. Pontederæææ.
247. Asphodeleææ.
248. Gilliesiæææ.
249. Smilacæææ.
250. Dioscoreæææ.

251. Liliaceææ.
252. Palmæææ.
253. Restiaceææ.
254. Pandanæææ.
255. Typhaceæææ.
256. Aroidæææ.
257. Balanophoreæææ.
258. Fluviales.
259. Juncaginæææ.
260. Pistiaceæææ.

CCXXIX. ALISMACEÆ. THE WATER-PLANTAIN TRIBE.

ALISMACEÆ, *R. Brown Prodr.* 342. *in part* (1810); *Rich. in Mém. Mus.* 1. 365. (1815); *Juss. Dict. Sc. Nat.* 1. 217. (1822); *Lindl. Synops.* 253. (1829). — ALISMOIDEÆ, *Dec. Fl. Fr.* 3. 188. (1815.)

DIAGNOSIS. Tripetaloidous monocotyledons, with numerous, distinct, superior carpella.

ANOMALIES.

ESSENTIAL CHARACTER.—*Sepals* 3, herbaceous. *Petals* 3, petaloid. *Stamens* definite or indefinite. *Ovaries* superior, several, 1-celled; *ovules* erect or ascending, solitary, or 2 attached to the suture at a distance from each other. *Styles* and *stigmas* the same number as the ovaries. *Fruit* dry, not opening, 1- or 2-seeded. *Seeds* without albumen; *embryo* shaped like a horse-shoe, undivided, with the same direction as the seed. — *Floating plants.* *Leaves* with parallel veins.

AFFINITIES. This order is to Monocotyledons what Ranunculaceæ are to Polypetalous Dicotyledons, and is in like manner recognised by its indefinite distinct carpella and hypogynous stamens; from Butomeæ it is known by the indefinite ovula of that order being scattered over the face of the cells. Juncagineæ, sometimes referred to Alismaceæ, appear nearer Aroideæ, and are distinguished by their depauperated floral envelopes, concrete carpella, and straight embryo having a lateral slit for the emission of the plumula. The plants belonging to Alismaceæ, Hydrocharideæ, Fluviales, Juncagineæ, and Butomeæ, have all a disproportionately large radicle, whence the embryos of such were called by the late M. Richard, macropodal.

GEOGRAPHY. Chiefly natives of the northern parts of the world. Several *Sagittarias* and *Actinocarpus* inhabit the tropics, the former of both hemispheres.

PROPERTIES. All aquatic plants with a lax tissue, and many with a fleshy rhizoma, which is eatable; such are *Alisma* and *Sagittaria*: a species of the latter is cultivated for food in China. The herbage is acrid. *Alisma Plantago* is one of the plants recommended in hydrophobia. *Agdh.*

EXAMPLES. *Sagittaria*, *Echinodorus*, *Alisma*, *Actinocarpus*.

CCXXX. BUTOMEÆ. THE FLOWERING RUSH TRIBE.

BUTOMEÆ, *Richard in Mém. Mus.* 1. 364. (1815); *Lindley's Synopsis*, 271. (1829); *Dec. and Duby*, 437. (1828) a § of Alismaceæ.

DIAGNOSIS. Tripetaloidous monocotyledons, with the placenta covering the whole lining of the superior carpella.

ANOMALIES. In *Butomus* the calyx is more coloured than usual.

ESSENTIAL CHARACTER.—*Sepals* 3, usually herbaceous. *Petals* 3, coloured, petaloid. *Stamens* definite or indefinite, hypogynous. *Ovaries* superior, 3, 6, or more, either distinct or united into a single mass; *stigmas* the same number as the ovaries, simple. *Follicles* many-seeded, either distinct and rostrate, or united in a single mass. *Seeds* minute, very numerous, attached to the whole of the inner surface of the fruit; *albumen* none; *embryo* with the same direction as the seed.—*Aquatic plants.* *Leaves* very cellular, often yielding a milky juice, with parallel veins. *Flowers* in umbels, conspicuous, purple, or yellow.

AFFINITIES. Although an undoubted tripetaloidous order, yet Butomeæ stand between it and the hexapetaloidous ones, on account of the

coloured state of the calyx of *Butomus* itself. They are, however, readily known by the remarkable circumstance of the placenta extending over the whole lining of the fruit, which is formed either of separate or concrete carpella. In this respect there is an evident analogy with *Nymphæaceæ*, which *Limnocharis* resembles in the structure of its fruit. *Butomeæ* are most closely akin to *Alismaceæ*. M. Decandolle has a remark (*Syst.* 2. 42.), that no *Endogeneæ* are lactescent; but *Limnocharis* yields milk in abundance. This genus offers a singular example of a large conspicuous open hole in the apex of its leaf, apparently destined by nature as an outlet for superfluous moisture, which is constantly distilling from it.

GEOGRAPHY. Natives of the marshes of Europe, and equinoctial America.

PROPERTIES. *Butomus* is acrid.

EXAMPLES. *Butomus*, *Limnocharis*, *Hydrocleys*.

CCXXXI. HYDROCHARIDEÆ. THE FROG-BIT TRIBE.

HYDROCHARIDES, *Juss. Gen.* 67. (1789).—**HYDROCHARIDEÆ**, *Dec. Fl. Fr.* 3. 265. (1815); *R. Brown Prodr.* 344. (1810); *Richard in Mém. Mus.* vol. 1. 365. (1815); *Agardh Aph.* 127. (1822); *Lindley's Synopsis*, 254. (1829).—**VALLISNERIACEÆ** and **STRATIOTEÆ**, *Link Handb.* 1. 281. (1829.)

DIAGNOSIS. Tripetaloideous monocotyledons, with an inferior ovarium, and exalbuminous antitropous embryo. Water plants.

ANOMALIES.

ESSENTIAL CHARACTER.—*Flowers* hermaphrodite or unisexual. *Sepals* 3, herbaceous. *Petals* 3, petaloid. *Stamens* definite or indefinite. *Ovary* single, inferior, 1- or many-celled; *stigmas* 3-6; *ovules* indefinite, often parietal. *Fruit* dry or succulent, indehiscent, with 1 or more cells. *Seeds* without albumen; *embryo* undivided, antitropous. —*Floating plants.* *Leaves* with parallel veins, sometimes spiny. *Flowers* spathaceous.

AFFINITIES. These water-plants are readily distinguished from all other monocotyledons by their tripetaloideous flowers, with an inferior ovarium; by this they are separated from *Alismaceæ*, with which they agree in habit and want of albumen, but from which they also differ, as *Pomaceæ* from *Ranunculaceæ*, in the carpella being definite, not indefinite. *Commelineæ* are at once recognised by their superior trilocular ovarium. *Agardh* refers here *Trapa* (see p. 58.); *Linnæus* placed *Hydrocharideæ* along with *Palms*! in his natural arrangement.

Link defines his *Hydrocharideæ*, *Stratioteæ*, and *Vallisneriaceæ*, thus;—
Hydrocharideæ. Aquatic herbs. *Leaves* with parallel veins connected with lateral ones; sheath separate. *Calyx* divided to the base. *Corolla* polypetalous. *Pericarpium.* Albumen none, unless the thickened part of the embryo. *Hydrocharis.*

Stratioteæ. Aquatic herbs. *Leaves* sheathing with parallel veins. *Flowers* spathaceous. *Calyx* tubular. *Corolla* polypetalous, inserted on the calyx. A berry. *Stratiotes.*

Vallisneriaceæ. Aquatic herbs. Diœcious, diclinous. *Males*; *Flowers* in a spadix, from which they finally separate. *Corolla* monopetalous. *Females*; *Spathe* 1-flowered. *Peduncles* spiral. *Calyx* 1-leafed. *Corolla* polypetalous. *Capsules* 1-celled, many-seeded. *Seeds* parietal. *Vallisneria.*

GEOGRAPHY. Natives of Europe, North America, and the East Indies. One species is found in Egypt (*Ottelia indica*), and two *Vallisnerias* in New Holland.

PROPERTIES. Nothing known, unless that the fruit of *Euhalus* is eatable, and its fibres capable of being woven, according to Agardh (*Aph.* 128). The Janji of Hindostan, called *Vallisneria alternifolia* by Roxburgh, *Hydrilla* by Dr. Hamilton, is one of the plants used in India for supplying water mechanically to sugar in the process of refining it. *Brewster*, 1. 34.

EXAMPLES. *Hydrocharis*, *Hydrilla*, *Blyxa*, *Limnobium*, *Boottia*, *Stratiotes*.

CCXXXII. COMMELINEÆ. THE SPIDER-WORT TRIBE.

EPHEMEREÆ, *Batsch. Tab. Affin.* 125. (1802) *in part.*—COMMELINEÆ, *R. Brown Prodr.* 268. (1810); *Richard in Humb. Bonpl. N. Gen.* 1. 258. (1815); *Agardh Aph.* 168. (1823.)

DIAGNOSIS. Tripetaloideous monocotyledons, with a superior 3-locular capsule.

ANOMALIES.

ESSENTIAL CHARACTER.—*Sepals* 3, distinct from the petals, herbaceous. *Petals* coloured, sometimes cohering at the base. *Stamens* 6, or a smaller number, hypogynous, some of them either deformed or abortive. *Ovarium* 3-celled, with few-seeded cells; *style* 1; *stigma* 1. *Capsule* 2- or 3-celled, 2- or 3-valved, the valves bearing the dissepiments in the middle. *Seeds* often twin, inserted by their whole side on the inner angle of the cell, whence the hilum is linear; *embryo* pulley-shaped, antitropous, lying in a cavity of the albumen remote from the hilum; *albumen* densely fleshy.—*Herbaceous* plants. *Leaves* usually sheathing at the base.

AFFINITIES. Mr. Brown remarks upon this order (*Prodr.* 269.), that “it is very different from *Junceæ* both in habit and structure; it agrees better with *Restiaceæ* in the situation of the embryo and the sheathing leaves, although otherwise quite distinct; it has scarcely any affinity with *Palms*, except in its trochlear embryo, remote from the hilum, and indicated in both orders by an external papilla.” Agardh adds, that they agree with *Orchideæ* in the structure of their seeds and stamens. I know not in what respect this resemblance is shewn. *Xyrideæ* are probably the most nearly allied to *Commelineæ* of any known plants.

GEOGRAPHY. Chiefly found in the East and West Indies, and Africa. A few are found in North America, but none in northern Asia or Europe.

PROPERTIES. Often mere weeds, sometimes beautifully-flowering plants; otherwise having no known properties.

EXAMPLES. *Commelina*, *Aneilema*, *Tradescantia*, *Cartonema*.

CCXXXIII. XYRIDEÆ.

XYRIDEÆ, *Kuntz in Humb. N. G. et Sp.* 1. 255. (1815) *a sect. of Restiaceæ*; *Agardh Aphorism.* 158. (1823); *Desvoux in Ann. des Sc.* 13. 49. (1828.)

DIAGNOSIS. Tripetaloideous monocotyledons, with superior concrete carpella, a 1-celled capsule with parietal placentæ, and capitate flowers.

ANOMALIES.

ESSENTIAL CHARACTER.—*Calyx* glumaceous, 3-leaved. *Corolla* petaloid, 3-petalled. *Fertile stamens* 3, inserted upon the claws of the petals; *anthers* turned outwards; *sterile stamens* alternate with the petals. *Ovarium* single; *style* trifid; *stigmas* obtuse, multifid or undivided. *Capsule* 1-celled, 3-valved, many-seeded, with parietal placentæ. *Seed*

with the embryo on the outside of the albumen, and at the end most remote from the hilum.—*Herbaceous* plants with fibrous roots. *Leaves* radical, ensiform, with dilated equitant scarious bases. *Flowers* in terminal, naked, imbricated heads.

AFFINITIES. United with Restiaceæ by Mr. Brown and others, separated as a distinct order by Agardh and Desvaux, this appears to me to be essentially distinguished by the higher development of its floral envelopes, a character which I cannot but regard as more important than the mere accordance in the structure of the seed, in consequence of which chiefly it has been retained in Restiaceæ. Those who have distinguished this order have referred to it several genera which by no means enter into the idea I have of the limits that should be prescribed to it, particularly Aphyllanthes, which is surely a Juncea. Mr. Brown remarks, that the anomalous genus Philydrum, and even Burmannia, are related to Xyris; and that these plants agree in some respects with Orchideæ in the structure of the seed and stamen (*Prodr.* 264). To me it seems that the relation of Xyrideæ is very great with Commelineæ.

GEOGRAPHY. All natives of the hotter parts of the world, chiefly in the tropics of America, Asia, and Africa. Two or three species of Xyris are found in the southern states of North America.

PROPERTIES. The leaves and root of Xyris indica are employed against itch and leprosy. *Agardh.*

EXAMPLES. Xyris, Abolboda.

CCXXXIV. BROMELIACEÆ. THE PINE-APPLE TRIBE.

BROMELIÆ, *Juss. Gen.* 49. (1789); *Dict. Sc. Nat.* 5. 347. (1817).—*BROMELIACEÆ*, *Lindl. in Bot. Reg.* fol. 1068. (1827); *Dec. and Duby*, 472. (1828.)

DIAGNOSIS. Tripetaloidous hexandrous monocotyledons, with an inferior ovarium, and an albuminous embryo.

ANOMALIES. Some, as Tillandsia, have a superior ovarium.

ESSENTIAL CHARACTER.—*Calyx* 3-parted or tubular, persistent, more or less cohering with the ovarium. *Petals* 3, coloured, withering or deciduous, equal or unequal. *Stamens* 6, inserted into the base of the calyx and corolla. *Ovarium* 3-celled, many-seeded; *style* single; *stigma* 3-lobed, often twisted. *Fruit* capsular or succulent, 3-celled, many-seeded. *Seeds* numerous; *embryo* taper, recurved, lying in the base of mealy albumen.—*Stemless* or *short-stemmed* plants, with rigid channelled *leaves*, often covered with cuticular scales, and spiny at the edge or point. *Fruit* sometimes eatable.

AFFINITIES. Stratiotes among Hydrocharidete has so much the foliage of this order as to render it probable, taking the fructification also into account, that the nearest affinity of the Pine Apple tribe is with the former. It is distinguished from other tripetaloidous orders, when its ovarium is inferior, by its albuminous seeds and hexandrous flowers, while, in those cases in which the ovarium is superior, it is recognised by its polyspermous trilocular fruit; Commelineæ and Xyrideæ, with which alone it can be confounded, differing in this respect. The habit of Bromeliaceæ is peculiar; they are hard dry-leaved plants, generally with a mealy surface, and having a calyx the rigidity of which is strongly contrasted with the delicate texture of the petals. The habit of Agave is that of Aloe in Asphodeleæ, to which Bromeliaceæ approach: it was probably this consideration which induced M. Desfontaines to place Pitcairnia with the latter order.

GEOGRAPHY. All, without exception, natives of the continent or islands of America, whence they have migrated eastward in such numbers, as to have

established themselves as part of the present Flora of the west coast of Africa, and some parts of the East Indies.

PROPERTIES. The most remarkable is the Pine Apple, or Ananas, which is well known for the sweetness and fine aromatic flavour of its fruit. No other species is of the same interest. They are all capable of existing in a dry hot air without contact with the earth; on which account they are favourites in South American gardens, where they are suspended in the dwellings, or hung to the balustrades of the balconies; situations in which they flower abundantly, filling the air with their fragrance. The wild Agave of Mexico yields a copious juice when tapped, which is fermented into a wine called Pulque, from which a spirit, known under the name of *Vino Mercial*, is obtained. Ropes are made in Brazil of a species of Bromelia, called *Grawatha*. *Pr. Max. Trav.*

EXAMPLES. Ananassa, Billbergia, Bromelia, Pitcairnia.

CCXXXV. HYPOXIDEÆ.

HYPOXIDEÆ, *R. Brown in Flinders*, (1814); *Agardh Aph.* 164. (1823) *a sect. of Asphodeleæ.*

DIAGNOSIS. Hexapetaloidous monocotyledons, with an inferior ovarium, a regular 6-parted perianthium with equitant sepals, rostellate seeds with a hard black coat.

ANOMALIES.

ESSENTIAL CHARACTER.—*Perianthium* superior, regular, 6-parted, with an equitant aestivation. *Stamens* 6, inserted into the base of the segments. *Ovarium* inferior, 3-celled, many-seeded; *style* single; *stigma* 3-lobed. *Capsule* indehiscent, sometimes succulent and many-seeded. *Seeds* with a black brittle integument, and a lateral rostelliform hilum; *embryo* in the axis of fleshy albumen, its *radicle* having no certain direction. — *Herbaceous* stemless, or nearly stemless plants with plaited leaves, and yellow or white flowers.

AFFINITIES. First placed by Mr. Brown at the end of *Asphodeleæ*, and afterwards separated as a distinct order, characterised by having, along with the fruit of *Asphodeleæ*, a superior perianthium and rostellate seeds. *Agardh* retains them in *Asphodeleæ*. The rigidity and harshness of their leaves is very unlike any thing among genuine plants of that tribe.

GEOGRAPHY. Natives of the Cape of Good Hope, New Holland, the East Indies, and North America.

PROPERTIES. Unknown.

EXAMPLES. *Hypoxis*, *Curculigo*.

CCXXXVI. BURMANNIÆ.

BURMANNIÆ, *Spreng. Syst.* 1. 123. (1825); *Reichenb. Conspect.* 60. (1828) *a sect. of Amaryllideæ.*

DIAGNOSIS. Hexapetaloidous triandrous monocotyledons, with an inferior winged ovarium, and minute indefinite seeds.

ANOMALIES.

ESSENTIAL CHARACTER.—*Flowers* hermaphrodite. *Perianthium* tubular, superior, coloured, membranous, with 6 teeth, the 3 inner of which (petals) are minute, the 3 outer

larger, and having a wing or keel at the back. *Stamens* 3, inserted in the tube opposite the petals; *anthers* sessile, 2-celled, opening transversely, with a fleshy connectivum; sometimes 3 sterile stamens, alternate with them. *Ovarium* inferior, 3-celled, many-seeded, with the dissepiments alternate with the wings of the perianthium; *style* single; *stigma* 3-lobed. *Capsule* covered by the withered perianthium, 3-celled, 3-valved, bursting irregularly. *Seeds* very numerous and minute, striated; *embryo* — *Herbaceous* plants, with tufted radical acute *leaves*, a slender nearly naked stem, and terminal flowers, sessile upon a 2- or 3-branched rachis, or solitary.

AFFINITIES. The single genus upon which this is founded,—for *Sone- rila*, referred here by Sprengel and Reichenbach, is not even monocotyle- donous! (it belongs to Melastomaceæ),—was placed by Jussieu in Bromeliaceæ; Mr. Brown stationed it as a doubtful genus at the end of Junceæ, with the remark, that it is extremely distinct both in flower, fruit, and inflorescence, and not really allied to any other known plant, but more nearly related to *Xyris* and *Philydrum* than to either *Bromelia* or *Hypoxis*. Von Martius, who has beautifully illustrated the Brazilian species, refers them to Hydrocharideæ. To me it seems that they are, upon the whole, nearest Hæmodoraceæ, with which they agree in their tubular peri- anthium, in having the stamens reduced to three and opposite the petals, a much enlarged connectivum, the ovarium inferior, and some resemblance in foliage and habit. It is, however, certain that there is no known mono- cotyledonous order to which these really approach very closely. See *Irideæ*.

GEOGRAPHY. Natives of the tropics of Asia, Africa, and America. The plants called *Tripterella* by North American botanists are found as far to the north as Virginia.

PROPERTIES. Unknown.

EXAMPLES. *Burmannia* (*Tripterella* Mich.), *Maburnia*.

CCXXXVII. HÆMODORACEÆ. THE BLOOD-ROOT TRIBE.

HÆMODORACEÆ, *R. Brown Prodr.* 299. (1810); *Agardh Aphor.* 170. (1823); *Von Mar- tius N. Gen. et Sp. Pl. Braz.* 1. 13. (1824); *Ach. Rich. Nouv. Élém.* 436. (1828.)

DIAGNOSIS. Hexapetaloidous monocotyledons, with an inferior ova- rium, a (woolly) tubular perianthium, the sepals of which are not equitant, and farinaceous albumen.

ANOMALIES. *Wachendorfia* has a superior ovarium. Some *Barbacenias* are tripetaloidous. *Vellozia* has equitant sepals and petals.

ESSENTIAL CHARACTER.—*Calyx* and *corolla* confounded, petaloid, superior, rarely inferior. *Stamens* arising from the sepals and petals, either 3 and opposite the petals, or 6, or more numerous, and polyadelphous; *anthers* bursting inwardly. *Ova- rium* with the cells 1- 2- or many-seeded; *style* simple; *stigma* undivided. *Fruit* capsular, valvular, seldom indehiscent, somewhat nucamentaceous. *Seeds* either definite and peltate, or indefinite; *testa* papery; *embryo* minute, orthotropous, in farinaceous albumen.—*Leaves* equitant, or arranged spirally or alternately, usually linear or linear- lanceolate, rarely acrose. *Flowers* often showy, the petals and sepals being highly developed.

AFFINITIES. The principal distinction between these and *Amaryllideæ* consists in their perianthium not having the regular equitant position of sepals and petals which is found in the latter, in their peculiar Iris-like or *Bromelia*-like habit, in the regularity of their flowers, which have frequently a woolly or papillose outer surface, and, finally, in the embryo being placed in *mealy* albumen. From *Irideæ* they are divided by the number of their

stamens, by their anthers turning inwards, or, if their stamens are reduced to three by those organs then being opposite the petals, by their simple stigma, and by the texture of their albumen. From Bromeliaceæ, to which they approach by Barbacenia and Vellozia, they are known by being generally hexapetaloidous, not tripetaloidous. According to Mr. Don, the genera Vellozia, Barbacenia, and Xerophyta, probably constitute an intermediate group between the Hypoxidæ and Bromeliaceæ (*Jameson's Journal*, Jan. 1830, p. 166). Mr. Don finds the seeds of *Barbacenia purpurea* to be "compressed, cuneiform, and truncate at the apex, and narrowed towards the base, which is furnished with a protuberance arising from the elongation of the testa and umbilical cords. The testa is coriaceous, and marked outwardly with numerous shallow furrows." In this order, as well as in Gethyllis among Amaryllidæ, there are polyandrous species; a remarkable anomaly in monocotyledons, which rarely exceed the number 6 in their stamens. The Vellozias are singular in the tribe for their arborescent dichotomous trunks and tufted leaves.

GEOGRAPHY. Found in North America sparingly, abundantly at the Cape of Good Hope and in high land in Brazil, and 12 are described chiefly from the more temperate parts of New Holland.

PROPERTIES. M. Decandolle remarks, that the red colour found in the roots of *Dilatris tinctoria* in North America, where it is used for dyeing, prevails in *Hæmodorum* and *Wachendorfia*, and deserves to be studied in the rest of the order.

EXAMPLES. *Hæmodorum*, *Conostylis*, *Dilatris*, *Lanaria*.

CCXXXVIII. AMARYLLIDÆ. THE NARCISSUS TRIBE.

NARCISSI, the second section, *Juss. Gen.* 54. (1789).—**AMARYLLIDÆ**, *R. Brown Prodr.* 296. (1810); *Herbert Appendix to the Bot. Mag.* (1821); *Dec. and Duby*, 454. (1828); *Lindl. Synops.* 264. (1829).—**NARCISSÆ**, *Agardh Aph.* 173. (1823.)

DIAGNOSIS. Hexapetaloidous bulbous hexandrous monocotyledons, with an inferior ovarium, a 6-parted perianthium with equitant sepals, and flat spongy seeds.

ANOMALIES. Gethyllis is polyandrous. *Clivia* and *Doryanthes* have fasciated roots.

ESSENTIAL CHARACTER.—*Calyx* and *corolla* confounded, superior, regular, coloured, the former overlapping the latter. *Stamens* 6, arising from the sepals and petals, sometimes coloring by their dilated bases into a kind of cup; sometimes an additional series of barren stamens is present, often forming a cup which surmounts the tube of the perianthium; *anthers* bursting inwardly. *Ovarium* 3-celled, the cells many-seeded, or sometimes 1- or 2-seeded; *style* 1; *stigma* 3-lobed. *Fruit* either a 3-celled, 3-valved capsule, with loculicidal dehiscence, or a 1-3-seeded berry. *Seeds* with either a thin and membranous, or thick and fleshy testa; *albumen* fleshy; *embryo* nearly straight, with its radicle turned towards the hilum.—Generally *bulbous*, sometimes *fibrous-rooted*. *Leaves* ensiform, with parallel veins. *Flowers* usually with spathaceous bractæ.

AFFINITIES. The only orders with which this need be compared are *Asphodeleæ* and *Liliacæ*, from which it is known by its inferior ovarium; *Irideæ*, which are distinguished by being triandrous, with the anthers turned outwards; and *Hæmodoracæ*, which see. No one has ever thought of dismembering it, since Mr. Brown founded it upon Jussieu's 2d section of *Narcessi*; and it can scarcely be said to comprehend an anomalous genus, unless *Clivia* and *Doryanthes* be so considered, on account of their fasciated roots, and Gethyllis, because of its being polyandrous. The latter deviation

from the ordinary character of the order will probably be considered of less importance, if we bear in mind the polyandrous structure of some Hæmodoraceæ, and especially if, in the first place, the genuine Amaryllideous genera Phycella and Placea be attended to, the former of which has a tendency to produce additional stamens, and the latter having them in a highly developed petaloid state; and if, secondly, the corona of Narcissus itself is borne in mind, which is in fact an organ representing an extra number of stamens. I have elsewhere remarked (*Bot. Reg.* 1341.) that this is connected with a strong tendency in the whole order to form another set of male organs between the perianthium and those stamens that actually develop. Hence a curious instance is exhibited, to which several parallels may, however, be found in other families, of the force of development being generally confined to a series of organs originating within those which should be formed according to the ordinary laws of structure. Of course, in all such orders a multiplication of the usual number of stamens is more to be expected than where this peculiar circumstance does not exist.

GEOGRAPHY. A very few only are found in the north of Europe and the same parallel; these are plants of the genera *Narcissus* and *Galanthus*. As we proceed south they increase. *Pancreatium* appears on the shores of the Mediterranean; *Crinum*s and *Pancreatium*s abound in the West and East Indies; *Hæmanthus* is found for the first time with some of the latter on the Gold Coast; *Amaryllides* shew themselves in countless numbers in Brazil, and across the whole continent of South America; and, finally, at the Cape of Good Hope the maximum of the order is beheld in all the beauty of *Hæmanthus*, *Crinum*, *Clivia*, *Cyrtanthus*, and *Brunsvigia*. A few are found in New Holland, the most remarkable of which is *Doryanthes*.

PROPERTIES. One of the few monocotyledonous orders in which any poisonous properties are found. These are principally apparent in the viscid juice of the bulbs of *Hæmanthus toxicarius*, in which the Hottentots are said to dip their arrow-heads, and in some neighbouring species. The bulbs of *Narcissus poeticus* have for ages been known as emetic; and it has recently been shewn by M. Loiseleur Deslongchamps that a similar power exists in *Narcissus tazetta*, *odoratus*, and *Pseudo-Narcissus*, and *Pancreatium maritimum*. The flowers of *Narcissus Pseudo-Narcissus* are also said to be emetic. Decandolle considers the principle found in *Amaryllideæ* analogous to that of the Squill (*Essai*, p. 290). *Sternbergia lutea* is purgative, *Alstrømeria salsilla* diaphoretic and diuretic, *Amaryllis ornata* astringent. *Agardh Aph.* 178.

EXAMPLES. *Amaryllis*, *Phycella*, *Nerine*, *Vallota*, *Calostemma*.

CCXXXIX. IRIDEÆ. THE CORNFLAG TRIBE.

IRIDES, *Juss. Gen.* 57. (1789).—**ENSATÆ**, *Ker in Ann. of Botany*, 1. 219. (1805).—**IRIDEÆ**, *R. Brown Prodr.* 302. (1810); *Ker. Gen. Irid.* (1827); *Dec. and Duby*, 451. (1828); *Lindl. Synops.* 254. (1829.)

DIAGNOSIS. Hexapetaloidous triandrous dicotyledons, with an inferior ovarium, anthers turned outwards, and equitant leaves.

ANOMALIES. *Crocus* leaves are not equitant.

ESSENTIAL CHARACTER.—*Calyx* and *corolla* superior, confounded, their divisions either partially cohering, or entirely separate, sometimes irregular, the 3 petals being sometimes very short. *Stamens* 3, arising from the base of the sepals; *filaments* distinct

or connate; *anthers* bursting externally lengthwise fixed by their base, 2-celled. *Ovarium* 3-celled, cells many-seeded; *style* 1; *stigmas* 5, often petaloid, sometimes 2-lipped. *Capsule* 3-celled, 3-valved, with a loculicidal dehiscence. *Seeds* attached to the inner angle of the cell, sometimes to a central column, becoming loose; *albumen* corneous, or densely fleshy; *embryo* enclosed within it.—*Herbaceous* plants, or very seldom *undershrubs*, usually smooth; the hairs, if there are any, simple. *Roots* tuberous or fibrous. *Leaves* equitant, distichous, except in *Crocus*. *Inflorescence* terminal, in spikes, corymbs, or panicles, or crowded. *Bractea* spathaceous, the partial ones often scarious; the *sepals* occasionally rather herbaceous.

AFFINITIES. They differ from *Amaryllidæ* essentially, in being triandrous, with the anthers turned outwards; from *Orchidæ*, to which they approach very nearly in some respects, in not being gynandrous, and in all their anthers being distinct; from *Scitamineæ* and *Marantaceæ* their three perfect stamens divide them, independently of the structure of the leaves, which are extremely different. The *Iris* represents the general structure of the order; but a departure from the form of perianthium found in that genus takes place in the *Crocus*, the flower of which is extremely like that of *Gethyllis* and *Sternbergia* among *Amaryllidæ* on the one hand, and of *Colchicum* among *Melanthaceæ* on the other; the latter is known by its superior triple ovary. The dilated stigma found in *Iris* is characteristic of the whole order; in *Crocus* it is rolled up instead of being spread open. Mr. Brown observes, that *Burmannia* appears at first sight to agree with *Iridæ*, especially in its equitant leaves, coloured superior triandrous perianthium, and 3 dilated stigmas: it cannot, however, be united with them, on account of its fertile stamens being opposite the inner segments of the perianthium, and alternating with an equal number of sterile ones, on account of the transverse dehiscence of the anthers, and also the structure of the seeds. In *Xyris* some resemblance with this order is discoverable, especially in the disposition of the leaves, the triandrous flowers, and anthers turned outwards; but that genus is very distinct in its inferior perianthium, the outer segments of which are glutaceous, and the inner distinctly petaloid, in the ungues bearing their stamens at the apex, in their sterile alternate stamens, and especially in the structure of the seed. *Prodr.* 302.

GEOGRAPHY. Principally natives either of the Cape of Good Hope, or of the middle parts of North America and Europe. A few only are found within the tropics, and the order is generally far from abundant in South America, if compared with the numbers that exist at the Cape. The genera *Marica* and *Moræa* appear to occupy the same station in hot climates that *Iris*, a closely related genus, does in cooler latitudes.

PROPERTIES. More remarkable for their beautiful fugitive flowers than for their utility. The rhizoma of some of them is slightly stimulating, as the violet-scented *Orris* root, the produce of *Iris Florentina*. A few, such as *Iris tuberosa* are purgative; and *Iris versicolor* and *verna* are used as cathartics in the United States. The substance called *Saffron* is the dried stigmas of a *Crocus*; the colouring ingredient is a peculiar principle, to which the name of *Polychroite* has been given. It possesses the remarkable properties of being totally destroyed by the action of the solar rays, of colouring in small quantity a large body of water, and of forming blue and green tints when treated with sulphuric and nitric acid, or with sulphate of iron. *Dec.* According to Mr. Gray, the roasted seeds of *Iris pseud-acorus* very nearly approach *Coffee* in quality. *Suppl. Pharmac.* 237.

EXAMPLES. *Iris*, *Moræa*, *Ixia*, *Gladiolus*.

CCXL. ORCHIDÆÆ. THE ORCHIS TRIBE.

ORCHIDES, *Juss. Gen.* 61. (1789).—ORCHIDÆÆ, *R. Brown Prodr.* 309. (1810); *Rich. in Mém. Mus.* 4. 23. (1816); *Lindl. Synops.* 256. (1829); *Id. Genera and Species of Orch.* (1830).

DIAGNOSIS. Gynandrous monocotyledons, with 3 parietal placentæ.

ANOMALIES. Apostasia, if belonging to the order, has a trilocular ovarium and distinct stamens.

ESSENTIAL CHARACTER.—*Perianthium* superior, ringent. *Sepals* 3, usually coloured, of which the odd one is uppermost in consequence of a twisting of the ovarium. *Petals* 3, usually coloured, of which 2 are uppermost in consequence of the twisting of the ovarium, and 1, called the *lip*, undermost; this latter is frequently lobed, of a different form from the others, and very often spurred at the base. *Stamens* 3, united in a central column, the 2 lateral usually abortive, the central perfect, or the central abortive, and the 2 lateral perfect; *anther* either persistent or deciduous, 2- or 4- or 8-celled; *pollen* either powdery, or cohering in definite or indefinite waxy masses, either constantly adhering to a gland or becoming loose in their cells. *Ovarium* 1-celled, with 3 parietal placentæ; *style* forming part of the column of the stamens; *stigma* a viscid space in front of the column, communicating directly with the ovarium by a distinct open canal. *Impregnation* taking effect by absorption from the pollen masses through the gland into the stigmatic canal. *Capsule* inferior, bursting with 3 valves and 3 ribs, very rarely baccate. *Seeds* parietal, very numerous; *testa* loose, reticulated, contracted at each end, except in one or two genera; *albumen* none; *embryo* a solid, undivided, fleshy mass.—*Herbaceous* plants, either destitute of a stem, or forming a kind of above-ground tuber (pseudo-bulbus) by the cohesion of the bases of the leaves, or truly caulescent. *Roots* in the herbaceous species fleshy, divided or undivided, or fasciculate; in the caulescent species tortuous, and green and proceeding from the stem. *Leaves* simple, quite entire, often articulated with the stem. *Pubescence* rare; when present, sometimes glandular. *Flowers* in terminal or radical spikes, racemes, or panicles; sometimes solitary.

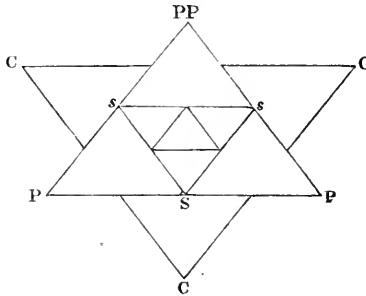
AFFINITIES. It is not necessary to enter, in this place, into an historical inquiry as to the gradual alteration that has taken place in the views of botanists with regard to the structure of the sexual apparatus of these most curious of plants, or to explain what degree of error existed in the descriptions of those who mistook masses of pollen for anthers, or a column of stamens for a style: such errors could only have occurred at a period when the laws of organisation were totally unknown. They have been corrected, in a more or less perfect manner, by various writers; most completely by Mr. Brown in his *Prodromus*, published in 1810, and subsequently by the late most accurate and indefatigable Richard. But long before the publication of any rational explanation of the structure of the Orchis tribe, while botanists were in utter darkness upon the subject, it had been most fully investigated by a gentleman unrivalled for the perfection of his microscopical analyses, the beauty of his drawings, and the admirable skill with which he follows Nature in her most secret workings; and let me add, which is a still rarer quality, the generous disinterestedness with which he communicates to his friends the result of his patient and silent labours. I have sketches before me by Mr. Bauer, executed from 1794 to 1807, in which not only all that has been published since that period is shewn in the most distinct and satisfactory manner, but in which much more is represented than botanists are even now aware of. I hope to be the humble means of giving some of these extraordinary productions of the pencil to the world, in an illustration of the *Genera and Species of Orchideous Plants*, which is now in preparation. If the sexual apparatus of an Orchideous plant is examined, it will be found to consist of a fleshy body stationed opposite the *labellum*, bearing a solitary anther at its apex, and having in front a viscid cavity, upon the upper edge of which there is often a slight callosity. This cavity is the stigma, and the callosity is the point through which the fertilising matter of the pollen passes into the tissue communicating with the

ovules. Hence such a plant would appear to be monandrous; it will be seen, however, in Scitamineæ and Marantaceæ, the only other monandrous orders of Monocotyledons, that, while only one perfect stamen is developed, two others exist in a rudimentary state; so that the ternary number prevalent in Monocotyledons is not departed from. So it is in Orchideæ: the column does not consist of a single filament cohering with a style, but of three filaments firmly grown together, the central of which is antheriferous, the lateral sterile, or, as in *Cypripedium*, the central sterile, the two lateral antheriferous. This is proved, in the former case, by the frequent presence of callosities, or processes in the place of the sterile stamens; by imperfectly-formed anthers occasionally appearing at the side of the perfect one; and, if any further evidence were wanted, by monsters, in which a regular structure is exchanged for the ordinary irregular one. Such an instance in *Orchis latifolia* is described by M. Achille Richard, in the *Mémoires de la Soc. d'Hist. Nat. of Paris*, in which the flowers were perfectly triandrous, with no trace of irregularity in any part of the floral envelopes.

Orchideæ are remarkable for the bizarre figure of their multiform flower, which sometimes represents an insect, sometimes a helmet with the visor up, and sometimes a grinning monkey: so various are these forms, so numerous their colours, and so complicated their combinations, that there is scarcely a common reptile or insect to which some of them have not been likened. They all, however, will be found to consist of three outer pieces belonging to the calyx, and three inner belonging to the corolla; and all departures from this number, six, depends upon the cohesion of contiguous parts, with the solitary exception of *Monomeria*, in which the lateral petals are entirely abortive. Sometimes two of the sepals cohere into one, as in *Cypripedium*, and then the calyx has the appearance of consisting of but two sepals; sometimes the lateral petals are connate with the column, as in *Gongora* and probably *Lepanthes*, and then the column appears furnished with two wings. In nearly the whole order the odd petal, called the labellum, arises from the base of the column, and is opposite it; but in the Cape genus *Pterygodium*, the lip sometimes grows from the apex of the column, and sometimes is stalked and turned completely over between the fork of the inverted anther, and thus seems to belong to the back of the column. Nor is the anther less subject to modification, although constant to its place: sometimes it stands erect, the line of dehiscence of its lobes being turned towards the labellum; sometimes it is turned upside down, so that its back regards the lip; often it is prone upon the apex of the column, where a niche is excavated for its reception. The pollen is not less curious: now we have it in separate grains, as in other plants, but cohering to a meshwork of cellular tissue, which is collected into a sort of central elastic strap; now the granules cohere in small angular indefinite masses, and the central elastic strap becomes more apparent, has a glandular extremity, which is often reclined in a peculiar pouch especially destined for its protection; again the pollen combines into larger masses, which are definite in number, and attached to another modification of the elastic strap; and finally a complete union of the pollen takes place, in solid waxy masses, without any distinct trace of this central elastic tissue. Such is a part of the singularities of Orchideous plants, and upon these the distinctions of their tribes and genera are naturally founded. Whoever studies them must bear in mind that their fructification is always reducible to 3 sepals, 3 petals, a column consisting of 3 stamens grown firmly to one another, and to a single style and stigma; and, with this in view, he will have no difficulty in understanding the organisation of even the most anomalous Cape species. For a long time it was supposed that no deviation from the general structure existed, and that we had not in Orchideæ any very decided

link between that family and others; but the discovery of a remarkable Indian plant by Blume and Wallich, called *Apostasia* by the former botanist, which, with many of the peculiarities of *Orchideæ*, is triandrous with a regular corolla and 3-locular fruit, seems to shew that even in this tribe there are gradations which tend to destroy the value of the technical differences of botanists. It does not, however, appear to me certain that this genus, although referred to *Orchideæ* by Blume, is not really of a different tribe.

If the following diagram be compared with those employed to illustrate the distinctions of *Marantaceæ* and *Scitamineæ*, p. 269, the relation borne to those orders by *Orchideæ* will be distinctly seen. In the diagram the parts are arranged as they are in nature before the ovarium twists; that is, with the labellum next the axis, or uppermost, and the stamen undermost. Let C, C, C represent the outer series of floral envelopes or calyx, and PP, P, P the inner, or corolla, of which PP is the labellum; then the position of the single fertile stamen will be at S, and of the sterile ones at s, s; that is to say, in the situation of the supernumerary petaloid stamens of *Scitamineæ* and *Marantaceæ*, while the second series of stamens, to which the fertile stamen of these orders belongs, is not developed in *Orchideæ*.



GEOGRAPHY. Found in almost all parts of the world, except upon the verge of the frozen zone, and in climates remarkable for dryness. In Europe, Asia, and North America, they are found growing every where, in groves, in marshes, and in meadows; in the drier parts of Africa they are either rare or unknown; at the Cape of Good Hope they abound in similar situations as in Europe; but in the hot damp parts of the West and East Indies, in Madagascar, and the neighbouring islands, in the damp and humid forests of Brazil, and on the lower mountains of Nipal, these Orchideous plants flourish in the greatest variety and profusion, no longer seeking their nutriment from the soil, but clinging to the trunks and limbs of trees, to stones and bare rocks, where they vegetate among ferns and other shade-loving plants, in countless thousands. Of the epiphytic class, one only is found so far north as South Carolina, growing upon the branches of the *Magnolia*, if we except the species from Japan, which, as I have elsewhere stated, appears to have a climate peculiar to itself, among countries in the same parallel of latitude. The number of species of this tribe is unknown, but probably is not less than 1500.

PROPERTIES. It often happens that those productions of nature which charm the eye with their beauty, and delight the senses with their perfume, have the least relation to the wants of mankind, while the most powerful virtues or most deadly poisons are hidden beneath a mean and insignificant exterior: thus *Orchideæ*, beyond their beauty, can scarcely be said to be of known utility, with a few exceptions. The nutritive substance called Salep is prepared from the subterraneous succulent roots of *Orchis mascula* and

others: it consists almost entirely of a chemical principle called Bassorin. *Turner*, 699. The root of *Bletia verecunda* is said to be stomachic. *Lunan*. And some of the South American species, such as the *Catasetums*, *Cyrtipodiums*, &c., contain a viscid juice, which, being inspissated by boiling, becomes a kind of vegetable glue used for economical purposes in Brazil. The aromatic substance called Vanilla is the succulent fruit of a climbing West Indian plant of the order.

EXAMPLES. The following are the sections proposed in my *Orchidearum Sceletos* (1826).

§ I. Pollen simple, or consisting of granules in a lax state of cohesion.

Tribe 1. NEOTTIEÆ. Anther parallel with the stigma, and erect. (*Goodyera*, *Spiranthes*.)

Tribe 2. ARETHUSEÆ. Anther terminal, opercular. (*Pogonia*, *Epipactis*.)

§ II. Pollen cohering in granules, which finally become waxy, and are indefinite in number.

Tribe 3. GASTRODIEÆ. Anther terminal, opercular. (*Gastrodia*, *Vanilla*.)

Tribe 4. OPHRYDEÆ. Anther terminal, erect or inverted. Pollen masses with a caudicula. (*Orchis*, *Ophrys*.)

§ III. Pollen cohering in grains, which finally become waxy, and are definite in number.

Tribe 5. VANDEÆ. Pollen-masses attached to the stigma by a transparent caudicula and gland. (*Oncidium*, *Brassia*.)

Tribe 6. EPIDENDREÆ. Pollen-masses attached to the stigma by filiform, powdery, reflexed caudiculæ. (*Bletia*, *Epidendrum*.)

Tribe 7. MALAXIDEÆ. Pollen-masses loose, sometimes cohering at the apex by a viscid, or powdery, or granular matter. (*Malaxis*, *Dendrobium*.)

§ IV. Lateral anthers, fertile; the middle one sterile and petaloid.

Tribe 8. CYPRIPEDEÆ. (*Cypripedium*.)

CCXLI. SCITAMINEÆ. THE GINGER TRIBE.

CANNÆ, *Juss. Gen.* 62. (1789), *in part.* — *DRYMYRHIZEÆ*, *Vent. Tabl.* (1799); *Dec. Ess. Med.* 281. (1816). — *SCITAMINEÆ*, *R. Brown Prodr.* 305. (1810); *Agardh Aph.* 182. (1823); *Rosc. Monogr.* — *ZINGIBERACEÆ*, *Rich. Anal. Fr.* (1808). — *AMOMEÆ*, *Juss. in Mirbel's Elém.* 854. (1815); *Ach. Rich. Nouv. Elém. ed.* 4. 438. (1828). — *ALPINIACEÆ*, *Link Handb.* 1. 228. (1829), a § of *Scitanineæ*.

DIAGNOSIS. Tripetaloidous monocotyledons, with a single 2-celled anther.

ANOMALIES. *Hellenia abnormis* has a unilocular monospermous ovarium.

ESSENTIAL CHARACTER. — *Calyx* superior, tubular, 3-lobed, short. *Corolla* tubular, irregular, with 6 segments in 2 whorls; the *outer* 3-parted, nearly equal, or with the odd segment, sometimes differently shaped; the *inner* (sterile stamens) 3-parted, with the intermediate segment (*labellum*) larger than the rest, and often 3-lobed, the lateral segments sometimes nearly abortive. *Stamens* 3, distinct, of which the 2 lateral are abortive, and the intermediate 1 fertile; this placed opposite the labellum, and arising from the base of the intermediate segment of the outer series of the corolla. *Filament* not petaloid, often extended beyond the anther in the shape of a lobed or entire appendage. *Anther* 2-celled, opening longitudinally, its lobes often embracing the upper part of the style. *Pollen* globose, smooth. *Ovarium* 3-celled, sometimes imperfectly so; *ovula* several, attached to a placenta in the axis; *style* filiform; *stigma* dilated.

hollow. *Fruit* usually capsular, 3-celled, many-seeded; occasionally berried (the dissepi-ments generally central, proceeding from the axis of the valves, at last usually separate from the latter, and of a different texture. *R. Br.*) *Seeds* roundish, or angular, with or without an arillus (*albumen* floury, its substance radiating, and deficient near the hilum. *R. Br.*); *embryo* enclosed within a peculiar membrane (*vitellus*, *R. Br. Prodr.*; *membrane of the amnios*, *ibid.* in King's Voyage, 21), with which it does not cohere. — Aromatic tropical *herbaceous* plants. *Rhizoma* creeping, often jointed. *Stem* formed of the cohering bases of the leaves, never branching. *Leaves* simple, sheathing, their *lamina* often separated from the sheath by a taper neck, and having a single midrib, from which very numerous, simple, crowded veins diverge at an acute angle. *Inflorescence* either a dense spike, or a raceme, or a sort of panicle, terminal or radical. *Flowers* arising from among spathaceous membranous bractæ, in which they usually lie in pairs.

AFFINITIES. Formerly Scitamineæ and Marantaceæ were united in one tribe called Canneæ, and this is even still followed by some botanists: hence it is certain that they are at least more nearly related to each other than to any thing else, and that whatever is the affinity of the one will be that of the other. Taking the vegetation into account, these two tribes are exceedingly nearly allied to Musaceæ, in which is found the same kind of leaf, the veins of which are closely set, and diverge from the midrib to the margin, being connected by very weak and imperfect intermediate veins; the leaves have also the same distinct petiole, often with a thickened rounded space at the apex; Musaceæ are, however, pent- or hexandrous, with a calyx and corolla of the same texture. Irideæ are the next order with which Scitamineæ may be compared, agreeing in their superior flowers, which have sometimes an approach to the irregularity of *Alpinia* and the like, and also in the triple number of their stamens; but while these organs are all developed in Irideæ, two are abortive or deformed in both Scitamineæ and Marantaceæ. Bromeliaceæ have been identified with them of old, but their resemblance consists chiefly in the distinction of calyx and corolla, and their inferior ovarium. To Orchideæ they are related in consequence of the reduction of their three stamens to one by the abortion of two; but the cohesion of the stamens and style in the latter, and the want of any distinction between calyx and corolla, sufficiently separate them, besides which the series which produces the stamens in Orchideæ answers to the sterile stamens or inner limb of the corolla in Scitamineæ. For the differences between Scitamineæ and Marantaceæ, see the latter. There is a fine volume consecrated to plants of these two tribes by Mr. Roscoe, who first remodelled the genera and reduced them within certain limits. Between the embryo and the albumen is interposed a fleshy body enveloping the former: this has been called a process of the rostellum by Correa, a cotyledon by Smith, a vitellus by Gærtner and Brown, a central indurated portion of the albumen by Richard. It is now known to be the innermost integument of the ovulum, unabsorbed during the advance of this body to maturity.

Independently of the presence of this vitellus, the most remarkable part of the structure of Scitamineæ consists in the number of divisions of the floral envelopes, which consist of a tubular calyx, and of two more series instead of one. Mr. Brown, struck with this unusual deviation from the ordinary organisation of Monocotyledons, was disposed to consider the calyx an accessory part (*Prodr.* 305); but M. Lestiboudois' explanation appears more satisfactory. According to this botanist (as quoted in Ach. Richard's *Nouv. Élém.* 439), Scitamineæ are really hexandrous, like the nearly-related Musaceæ; but of their stamens the outer series is petaloid, and forms the inner limb of the corolla, and of the inner series of stamens the central one only develops, the lateral ones appearing in the form of rudimentary scales. This notion of M. Lestiboudois is confirmed by Marantaceæ, in which the inner stamens (even that which is antheriferous) become petaloid like the

outer; thus shewing that in these plants there is a strong and general tendency in the filaments to assume the state of petals.

GEOGRAPHY. All tropical, or nearly so. By far the greater number inhabit various parts of the East Indies; some are found in Africa, and a few in America. They form a part of the singular Flora of Japan.

PROPERTIES. Generally objects of great beauty, either on account of the high degree of development of the floral envelopes, as in *Hedychium coronarium* and *Alpinia nutans*; or because of the rich and glowing colours of the bractæ, as in *Curcuma Roscoeana* (*Wallich Plant. As. Rar.* vol. 1. tab. 9.) They are, however, principally valued for the sake of the aromatic stimulating properties of the roots or rhizoma, such as are found in Ginger (*Zingiber officinalis*), Galangale (*Alpinia racemosa* and *Galanga*), Zedoary (*Curcuma Zedoaria* and *Zerumbet*), and many other species of the latter genus. The warm and pungent roots of the greater and lesser Galangale are not only used by the Indian doctors in cases of dyspepsia, but are also considered useful in coughs, given in infusion. *Ainslie*, 1. 141. The seeds of many partake of the properties of the root. Cardamoms are the seeds of several plants of this order. On the eastern frontiers of Bengal the fruit of *Amomum aromaticum* is used; the lesser Cardamom of Malabar is the *Elettaria Cardamomum*; another sort is the produce of *Amomum maximum*; and the greater Cardamoms are yielded by the *Amomum Granum Paradisi*. Others are known for their dyeing properties, such as Turmeric. This substance, obtained from *Curcuma longa*, is cordial and stomachic; it is also considered by the native practitioners of India an excellent application in powder for cleaning foul ulcers. *Ibid.* 1. 455. The fruit of *Globba uviformis* is said to be eatable. Generally, in consequence of the presence of the aromatic oil that is so prevalent in the order, the roots or rhizomas, although abounding in fæcula, are not fit for the preparation of arrow-root; but an excellent kind is prepared in Travancore, in the East Indies, from *Curcuma angustifolia*. *Ibid.* 1. 19.

EXAMPLES. *Amomum*, *Zingiber*, *Alpinia*, *Hellenia*, *Kæmpferia*.

CCXLII. MARANTACEÆ. THE ARROW-ROOT TRIBE.

CANNÆ, *Juss. Gen.* 62. (1789) *in part.* — **CANNÆ**, *R. Brown Prodr.* 1. 307. (1810); *Lindl. in Bot. Reg.* 932. (1825). — **CANNÆ** or **MARANTÆ**, *Brown in Flinders* (1814). — **CANNACEÆ**, *Agardh Aph.* 181. (1823); *Link Handb.* 1. 223. (1829), a § of *Scitamineæ*.

DIAGNOSIS. Tripetaloidous monocotyledons, with a single 1-celled anther, and a petaloid filament.

ANOMALIES. The ovarium of *Thalia* is monospermous.

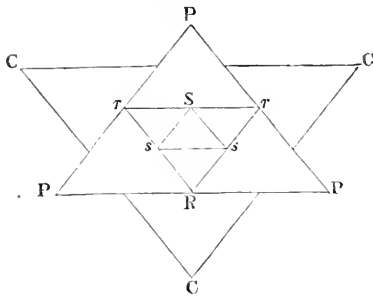
ESSENTIAL CHARACTER. — *Calyx* superior, of 3 sepals, short. *Corolla* tubular, irregular, with the segments in 2 whorls; the *outer* 3-parted, nearly equal; the *inner* very irregular; one of the lateral segments usually coloured, and formed differently from the rest; sometimes by abortion fewer than 3. *Stamens* 3, petaloid, distinct, of which one of the laterals and the intermediate one are either barren or abortive, and the other lateral one fertile. *Filament* petaloid, either entire or 2-lobed, one of the lobes bearing the anther on its edge. *Anther* 1-celled, opening longitudinally. *Pollen* round (papillose in *Canna coccinea*, smooth in *Calathea zebrina*). *Ovarium* 3-celled; *ovula* solitary and erect, or numerous and attached to the axis of each cell; *style* petaloid or swollen; *stigma* either the mere denuded apex of the style, or hollow, cucullate, and incurved. *Fruit* capsular, as in *Scitamineæ*. *Seeds* round, without arillus; *albumen* hard, somewhat floury; *embryo* straight, naked, its *radicle*

lying against the hilum. — *Herbaceous* tropical plants, destitute of aroma. *Rhizoma* creeping, abounding in a nutritive fæcula. *Stem* often branching. *Leaves*, inflorescence, and flowers, as in Scitamineæ.

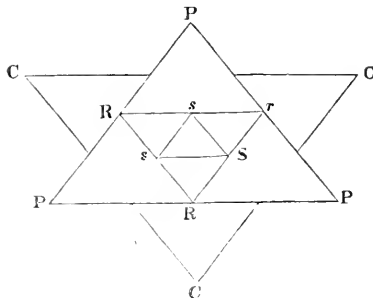
AFFINITIES. Under Scitamineæ, the relations of that order and the present to other monocotyledonous groups has been noticed. In this place the distinction between the two orders has to be explained. Mr. Brown was the first to propose the separation of them, in which he has not been followed generally; a circumstance which has possibly arisen from a belief that Marantaceæ differed from Scitamineæ only in the absence of aroma and vitellus, and in the imperfection of their anther. But, as I have formerly stated in the *Botanical Register*, folio 932, the distinction of the two orders depends upon a much more important consideration than either of these. In true Scitamineæ, as Mr. Brown has observed (*Prodr.* 305.), the stamen is always placed opposite the labellum or anterior division of the inner series of the corolla, and proceeds from the base of the posterior outer division; while the sterile stamens, when they exist, are stationed right and left of the labellum. But in Marantaceæ the fertile stamen is on one side of the labellum, occupying the place of one of the lateral sterile stamens of Scitamineæ: This peculiarity of arrangement indicates a higher degree of irregularity in Marantaceæ than in Scitamineæ, which also extends to the other parts of the flower. The suppression of parts takes place in the latter in a symmetrical manner; the two posterior divisions of the inner series of the perianthium, which are occasionally absent, corresponding with the abortion of the two anterior stamens. In Marantaceæ, on the contrary, the suppression of organs takes place with so much irregularity, that the relation which the various parts bear to each other is not always apparent: instead of the central stamen being perfect while the two lateral ones are abortive, as in Scitamineæ and most Orchideæ, or of the central stamen being abortive and the two lateral ones perfect, as in some Orchideæ, it is the central and one lateral one that are suppressed in Marantaceæ. In the perianthium of *Canna* only the most external within the calyx can properly be called corolla; the remainder of the segments being attempts to produce barren petaloid stamens analogous to what is called the inner limb of the corolla in Scitamineæ; and the characters upon which botanists found their specific distinctions depend upon the degree to which this development of petaloid abortive stamens extends. When, for instance, they describe some as having an inner limb of 2 or of 3, or of 4 or of 5 segments, they should rather say 2, 3, 4, or 5 stamens are partially developed. For remarks upon the proof thus afforded of the affinity of Scitamineæ and Marantaceæ to Musaceæ, see the former order.

Perhaps it will be possible to put the relative structure of Scitamineæ and Marantaceæ in a clearer light by the following diagrams, in which the triangle C, C, C represents the calyx, the angles corresponding with the position of the sepals; the triangle P, P, P the corolla; R, r, r an outer series of petaloid stamens, of which r, r are rudimentary only; and S, s, s the inner series of stamens, of which S is the fertile and fully developed one.

SCITAMINEÆ.



MARANTACEÆ.



Agardh describes the albumen of *Canna* as a fungous elastic substance, formed of densely compact hyaline granules, white internally, gradually passing through yellow and brown into black, and more analogous to an internal membrane than to albumen, because it undergoes little change during germination. But the albumen is better understood now than in 1823. See Introduction, and *Outline of the First Principles of Botany*, par. 494, &c.

GEOGRAPHY. The greater part are found in tropical America and Africa; several are natives of India; some are known in a wild state beyond the tropics.

PROPERTIES. While the ginger tribe (*Scitamineæ*) are valued for their aromatic heating principle, the arrow-root tribe (*Marantaceæ*) is esteemed on account of the fæcula, which abounds in the rhizoma and root of both tribes, being destitute of that principle: on this account it is collected as a delicate article of food, both from *Maranta arundinacea*, *Allouyia*, and *nobilis* in the West Indies, and also from *Maranta ramosissima* in the East. The fleshy cormus of some *Cannas* is reported to be eaten in Peru. A tough fibre is obtained from *Phrynium dichotomum*; and the leaves of the South American *Calatheas* are worked into baskets, whence their name. The juice of *Maranta arundinacea* is said to be efficacious in poisoned wounds. *Agdh.*

EXAMPLES. *Canna*, *Maranta*, *Calathea*, *Phrynium*.

CCXLIII. MUSACEÆ. THE BANANA TRIBE.

MUSÆ, *Juss. Gen.* (1789). — MUSACEÆ, *Agardh Aph.* 180. (1823); *Ach. Rich. Nouv. Élém. ed.* 4. 436. (1828.)

DIAGNOSIS. Hexapetaloidous sub-hexandrous spathaceous monocoty-

ledons, with an inferior ovarium, and leaves with veins diverging from the midrib to the margin.

ANOMALIES. *Heliconia* has only 1 ovulum in each cell. The lamina of the leaf occasionally disappears in *Strelitzia*.

ESSENTIAL CHARACTER.—*Flowers* spathaceous. *Perianthium* 6-parted, superior, petaloid, in 2 distinct rows, more or less irregular. *Stamens* 6, inserted upon the middle of the divisions, some often becoming abortive; *anthers* linear, turned inwards, 2-celled, often having a membranous petaloid crest. *Ovarium* inferior, 3-celled, many-seeded, rarely 3-seeded; *style* simple; *stigma* usually 3-lobed. *Fruit* either a 3-celled capsule with a loculicidal dehiscence, or succulent and indehiscent. *Seeds* sometimes surrounded by hairs, with an integument which is usually crustaceous; *embryo* in the axis of mealy albumen.—Stemless or nearly stemless plants. *Leaves* sheathing at the base, and forming a kind of spurious stem; often very large; their limb separated from the taper petiole by a round tumour, and having fine parallel veins diverging regularly from the midrib towards the margin.

AFFINITIES. These have been pointed out under Scitamineæ and Marantaceæ, with which the Banana tribe is strictly related. Agardh characterises it as gynandrous (*l. c.*), but it does not appear upon what principle. The flower of *Musa* is well described in the Appendix to the *Congo Expedition*, 471., in a note: that of *Strelitzia* is pentandrous and exceedingly irregular, and is admirably illustrated in Mr. Bauer's drawings, published some years since by Mr. Ker, under the title of *Strelitzia Depicta*. The hilum of the seed gives rise to a tuft of long hairs in *Urania* and *Strelitzia*.

GEOGRAPHY. Natives of the Cape of Good Hope, the islands of its south-east coast, and generally of the plains of the tropics, beyond which they do not naturally extend, unless in Japan, the climate of which seems to be much at variance with that of other countries in the same latitude.

PROPERTIES. Most valuable plants, both for the abundance of nutritive food afforded by their fruit, and for the many domestic purposes to which the gigantic leaves of some species are applied. These are used for thatching Indian cottages, for a natural cloth from which the traveller may eat his food as a material for basket making, and finally they yield a most valuable flax (*Musa textilis*), from which some of the finest muslins of India are prepared. The stems are formed of the united petioles of the leaves, which are remarkable for the vast quantity of spiral vessels they contain: these exist in such numbers as to be capable of being pulled out by handfuls, and they are actually collected in the West Indies and sold as a kind of tinder. *Dec. Org.* 38. The number of threads in each convolution of these spiral vessels varies from 7 to 22. *Ibid.* 37. The young shoots of the Banana are eaten as a delicate vegetable. The root of *Heliconia Psittacorum*, and the seed of *Urania speciosa*, are said to be eatable. The juice of the fruit and the lymph of the stem of *Musa* are slightly astringent and diaphoretic. The juice of the fruit of *Urania* is used for dyeing. *Agdh.*

EXAMPLES. *Musa*, *Heliconia*, *Strelitzia*, *Urania*.

CCXLIV. JUNCEÆ. THE RUSH TRIBE.

JUNCI, *Juss. Gen.* (1789), *in part.*—**JUNCEÆ**, *Dec. Fl. Fr.* 3. 155. (1815); *R. Brown Prodr.* 257. (1810); *Dec. and Duby*, 474. (1828); *Lindl. Synops.* 273. (1829).—**JUNCACEÆ**, *Agardh Aphor.* 156. (1823), *in part.*

DIAGNOSIS. Hexapetaloidous herbaceous monocotyledons, with a superior ovarium, a half-glumaceous regular perianthium, a pale soft testa, a single style, capsular fruit, and an embryo next the hilum.

ANOMALIES. Flowers sometimes scarcely glumaceous.

ESSENTIAL CHARACTER.—*Flowers* hermaphrodite or unisexual. *Calyx* and *corolla* forming an inferior, 6-parted, more or less glumaceous *perianthium*. *Stamens* 6, inserted into the base of the segments; sometimes 3, and then opposite the calyx. *Anthers* 2-celled. *Ovary* 1- or 3-celled, 1- or many-seeded, or 1-celled and 3-seeded. *Style* 1. *Stigmas* generally 3, sometimes only 1. *Fruit* capsular, with 3 valves, which have the dissepiment in their middle, sometimes destitute of valves, and 1-seeded by abortion. *Seeds* with a testa, which is neither black nor crustaceous; *albumen* firm, fleshy, or cartilaginous; *embryo* within it. *R. Br.* (1810.)—*Herbaceous* plants, with fascicled or fibrous roots. *Leaves* fistular, or flat and channelled with parallel veins. *Inflorescence* often more or less capitate. *Flowers* generally brown or green.

AFFINITIES. This order, in its most genuine state, may be said to stand between Petaloideous and Glumaceous Monocotyledons, agreeing with the former in the floral leaves having assumed the verticillate state necessary to constitute a perianthium, and with the latter in their texture. But while a glumaceous confounded calyx and corolla are the characteristic of one part of the order, another part, approaching Asphodeleæ, assumes a petaloid state; so that little is finally left to separate Juncææ from the latter, except the difference in the testa of their seed. Mr. Brown remarks that Juncææ are intermediate between Restiaceæ and Asphodeleæ, differing from the former in having an included embryo, a radicle usually centripetal, and the stamens, when there are only 3, opposite the sepals; from Asphodeleæ in the integument of the seed, in the texture of the perianthium, and in habit. *Prodr.* 258. Agardh combines Restiaceæ and Juncææ. *Aph.* 157.

From Palms they are distinguished, independently of their habit, by the texture of the perianthium, by the constant tendency to produce more than 1 ovulum in each cell, and by the embryo never being remote from the hilum. *Juncus* is an instance of a monocotyledonous plant having distinct pith. “*Xerotes*, in the structure and appearance of its flowers, and in the texture of albumen, has a considerable resemblance to Palms, but it wants the peculiar characters of the seed, and also the habit of that remarkable order. *Flagellaria* differs from *Xerotes* chiefly in its pericarpium, and in the form and relation of its embryo to the albumen, which is also of a different texture. In all these respects it approaches to *Cyperaceæ*, with some of whose genera it has even a certain resemblance in habit.” *Brown in Flinders*, 578. From *Melanthaceæ* they are known by their concrete carpella, and anthers turned inwards.

GEOGRAPHY. Chiefly found in the colder parts of the world, some even in the coldest, two existing in the ungenial climate of Melville Island. Several, however, are known in the tropics. Eight are mentioned as inhabiting the tropical parts of New Holland alone. According to Humboldt (*Diss. Geogr.* 43), they constitute $\frac{1}{400}$ of the flowering plants in the equinoctial zone; in the temperate zone, $\frac{1}{90}$; in the frozen zone, $\frac{1}{25}$; in North America, $\frac{1}{150}$; in France, $\frac{1}{80}$. In Sicily, according to Presl, they do not form more than $\frac{1}{300}$.

PROPERTIES. Only employed for mechanical purposes, as the Rush and others for making the bottoms of chairs, &c.; the pith of the same for the wick of common candles. *Juncus effusus* is cultivated in Japan for making floor-mats. *Thunb.* The leaves of *Flagellaria* are said to be astrigent and vulnerary.

EXAMPLES. *Juncus*, *Luzula*, *Dasyogon*.

CCXLV. MELANTHACEÆ. THE COLCHICUM TRIBE.

MELANTHÆ, *Batsch. Tab. Aff.* (1802). — COLCHICACEÆ, *Dec. Fl. Fr.* 3. 192. (1815); *Ess. Méd.* 298. (1816). — MELANTHACEÆ, *R. Brown Prodr.* 272. (1810); *Liubl. Synops.* 264. (1829); *Dec. and Duby*, 473. (1828). — VERATHÆ, *Salsb. in Hort. Trans.* 1. 326. (1812); *Agardh Aphor.* 166. (1823). — MERENDERÆ, *Mirb. according to Decandolle.*

DIAGNOSIS. Hexapetaloidous monocotyledons, with nearly separate carpella, and anthers turned outwards.

ANOMALIES. Campynema has an inferior ovarium.

ESSENTIAL CHARACTER. — *Perianthium* inferior, petaloid, in 6 pieces, or, in consequence of the cohesion of their claws, tubular; the pieces generally involute in æstivation. *Stamens* 6; *anthers* mostly turned outwards. *Ovarium* 3-celled, many-seeded; *style* trifid or 3-parted; *stigmas* undivided. *Capsule* generally divisible into 3 pieces; sometimes with a loculicidal dehiscence. *Seeds* with a membranous testa; *albumen* dense, fleshy. *R. Br.* — *Roots* fibrous, sometimes fasciated. *Rhizoma* sometimes fleshy. *Leaves* sheathing at the base, with parallel veins. *Flowers* either arising from under the surface of the ground, or arranged upon tall leafy stems in large panicles, or disposed in spikes or racemes upon a naked scape.

AFFINITIES. Mr. BROWN, who restored this tribe, considers its station to be between Asphodeleæ and Junceæ, from both which it is known by its tripartite fruit, and anthers turned outwards. The genera differ very much in habit, which renders it doubtful whether some further change in the order will not be necessary. Their properties are more uniform than their appearance.

GEOGRAPHY. Frequent at the Cape of Good Hope, not uncommon in Europe, Asia, and North America, and existing in the tropics of India and New Holland, this order appears to be confined within no geographical limits; it is, however, far more abundant in northern countries than elsewhere.

PROPERTIES. POISONOUS in every species, but more especially in the Colchicum and Veratrum. The cornus of the former is a well-known acrid cathartic, narcotic, and diuretic; the latter is a nauseous dangerous emetic. The medicinal properties of the root of Veratrum are, owing to a peculiar alkaline principle, called Veratrin, which acts with singular energy on the membrane of the nose, exciting violent sneezings, though taken in very minute quantity. When taken internally in very small doses, it produces excessive irritation of the mucous coat of the stomach and intestines; and a few grains are found fatal to the lower animals. *Turner*, 652. Veratrum viride of North America is an acrid, emetic, and powerful stimulant, followed by sedative effects. *Bigelow*, 2. 125. Veratrin is found in the root of the Colchicum. *Turner*, 652. Gloriosa superba is recorded to possess similar acrid powers. The root of Helonias dioica in infusion is anthelmintic, but its tincture is bitter and tonic. *Dec.*

EXAMPLES. Colchicum, Melanthium, Uvularia, Bulbocodium, Tofieldia,

CCXLVI. PONTEDERÆ.

PONTERERÆ, *Kunth in Humb. et Bonpl. N. G.* 1. 211. (1815); *Agardh Aph.* 169. (1823); *Hooker in Bot. Mag.* 2932. (1829). — PONTERERACEÆ, *Ach. Rich. Nouv. Élém. ed.* 4. 427. (1826.)

DIAGNOSIS. Hexapetaloidous monocotyledons, with a superior ovarium and irregular perianthium, involute after flowering.

ANOMALIES.

ESSENTIAL CHARACTER.—*Perianthium* tubular, coloured, 6-parted, more or less irregular, with a circinate aestivation. *Stamens* 3 or 6, unequal, arising from the calyx. *Ovarium* superior, or rarely half inferior, 3-celled, many-seeded; *style* 1; *stigma* simple. *Capsule* 3-celled, 3-valved, with loculicidal dehiscence. *Seeds* indefinite, attached to a central axis; *hilum* small; *embryo* orthotropous, in the axis of somewhat mealy *albumen*.—*Aquatic* or *marsh-plants*. *Leaves* sheathing at the base, with parallel veins. *Flowers* either solitary, or in spikes or umbels, spathaceous, frequently blue.

AFFINITIES. These were referred to Commelineæ by Mr. Salisbury, and are considered nearly related to that order by M. Ach. Richard, who, however, separates them, suggesting their being referable to the great receptacle of miscellaneous monocotyledons called Liliaceæ. It is not improbable that the nearest relation of Pontedereæ is with Asphodeleæ, (to which Link actually refers Pontedera) and Butomeæ, from both which they are known by their irregular flowers rolling inwards after expansion, independently of more minute characters derived from the structure of the seeds and fruit. Dr. Hooker, who has given an excellent figure of *Pontederia azurea*, states that each fibre of the roots has a calyptrate covering at the extremity, similar to that found on the roots of the Duck-weed.

GEOGRAPHY. Water-plants found exclusively in North and South America, the East Indies, and tropical Africa.

PROPERTIES. Plants with neat deep green leaves and showy flowers; of no known use.

EXAMPLES. *Pontederia*, *Heteranthera*.

CCXLVII. ASPHODELEÆ. THE ASPHODEL TRIBE.

ASPARAGI and ASPHODELI, of *Juss. chiefly*, (1739).—ASPHODELEÆ, *R. Brown Prodr.* 275. (1810). *Dec. and Duby.* 463. (1828) a section of Liliaceæ; *Lindl. Synops.* 266. (1829).—ALLIACEÆ, ALOINE, HYACINTHINÆ, DRACENACEÆ, *Link Handb.* vol. 1. (1829), all sections of Liliaceæ.—ASPARAGINÆ, *ib.* 272. (1829.)

DIAGNOSIS. Hexapetaloidous monocotyledons, with a superior ovary, anthers turned inwards, a coloured perianthium, a 3-celled fruit, a hard black brittle testa, and an undivided style.

ANOMALIES. *Tricoryne* has three distinct carpella.

ESSENTIAL CHARACTER.—*Calyx* and *corolla* forming a 6-parted or 6-cleft, petaloid, regular *perianthium*. *Stamens* 6, inserted upon the perianthium, or hypogynous; the 3 opposite the sepals sometimes either unlike the rest or wanting. *Ovarium* superior, 3-celled, with 2- or many-seeded cells; *ovules* when 2, ascending; *style* 1; *stigma* entire, or with 3 short lobes. *Fruit* mostly a 3-celled, 3-valved *capsule*, with a loculicidal dehiscence; occasionally succulent, and sometimes 3-parted. *Seeds* with a testa, which is black, brittle, and crustaceous; *albumen* fleshy; *embryo* included.—*Herbaceous* plants, or occasionally *trees*, with bulbs, or fascicled roots. *Leaves* with parallel veins. *Peduncles* articulated in the middle. *Flowers* coloured.

AFFINITIES. There is really no other absolute distinction between these and Junceæ on the one hand, than their more petaloid perianthium and hard brittle testa; or Liliaceæ, on the other, than their smaller flowers and testa. They are, nevertheless, properly established as an independent order, occupying a higher place in the scale of development than the Rush tribe, and a lower than that of Lilies. From Melanthaceæ they are known by their anthers not being turned outwards; from Smilaceæ, their simple undivided style, narrow leaves, erect habit, and hard brittle testa, are marks of separation; at least it seems that, unless the two tribes are to be so distinguished, they must be considered the same. By some they are actually united; by others different limits have been sought; but the baccate and

capsular genera can by no means be collected into two groupes. Mr. Brown justly remarks (*Prodr.* 275), that there is very commonly in this tribe an articulation in the middle, or at the apex of the peduncle, which is scarcely found in any of the neighbouring tribes, except in some Aneilemas, among Commelineæ, and in Sansevieria, a genus usually referred to Asphodeleæ, but which Mr. Brown appears to consider belonging to some other tribe, without stating to what, perhaps to his Hemerocallideæ, which are understood here to be the same as Liliaceæ. The greatest confusion exists in authors as to the limits of the orders near Asphodeleæ, particularly in regard to those now mentioned.

GEOGRAPHY. Scattered widely over the world; but much more abundant in temperate climates than in the tropics, where they chiefly exist in an arborescent state. Aloes are mostly found in the southern parts of Africa. One species is a native of the West Indies, and two or three more of Arabia and the East. Dracænas, the most gigantic of the order, attain their largest size in the Canaries. A *Dracæna Draco* is described in the *Annales des Sciences*, 14. 140. as being between 70 and 75 feet high, 46½ feet in circumference at the base, and it was known to have been a very ancient tree in the year 1496. The northern Flora comprehends for the most part plants of the genera *Scilla*, *Hyacinthus*, *Allium*, and *Ornithogalum*. In the East Indies *Asphodeleæ* are rare; in New Holland they form a distinctly marked feature of the vegetation.

PROPERTIES. The tribe consists almost entirely of beautiful flowers, general favourites in gardens. A bitter stimulant principle, contained in a gummy viscid juice, prevails in all, differing in the species chiefly in regard to its quantity and degree of concentration. The bulb of the *Scilla maritima* is nauseous and acrid; it acts either as an emetic, purgative, or expectorant and diuretic, in proportion to the dose in which it is given. Its properties are said to be due to a peculiar principle, called by M. Vogel, *Scillitin*. The Onion, Garlic, Shallot, Chive, Rocamboles, all species of *Allium*, agree in their stimulant, diuretic, and expectorant effects, differing in their degree of activity. According to Dr. A. T. Thomson, the virtues of the genus *Allium* depend on an acrid principle, soluble in water, alcohol, acids, and alkalis. *Conspectus*, p. 9. In consequence of the free phosphoric acid which the common Onion bulbs contain, they are supposed to be useful in calculous cases. *Ibid.* Aloes act in like manner as stimulants, to which they owe their remarkable cathartic powers. Soccotrine Aloes, so called from being produced in *Zocotora*, are obtained from *Aloë spicata*, *Lin.* An inferior sort, sold in the East Indian bazars, is supposed to be the produce of *Aloë perfoliata*. *Ainslie*, 1. 9. This is the Barbadoes Aloes, or Hepatic Aloes of the shops. The root of *Dracæna terminalis* is considered by the Javanese a valuable medicine in dysenteric affections. *Ibid.* 2. 20. The juice of *Dracæna Draco* is the Gum Dragon, a styptic substance, well known in medicine; it flows from the plants abundantly when cut. The bitter resinous root of *Aletis farinosa* is tonic and stomachic, in small doses; but a dose of 20 grains occasions much nausea, with a tendency to vomit. *Bigelow*, 3. 96. The bulbs of *Scilla Lilio-Hyacinthus*, and the roots of *Athericum bicolor*, are both purgative, according to Decandolle, *Propr. Med.* 296. The juice of common *Asparagus* contains a peculiar principle, called *Asparagin*. *Turner*, 699.

EXAMPLES. No good sections have been yet formed; those of Link, quoted above, are not sufficiently well defined. The principal types of structure are, *Scilla*, *Asphodelus*, *Hyacinthus*, *Puschkinia*, *Brodiaea*, *Aloë*, *Aletis*, *Asparagus*.

CCXLVIII. GILLIESIÆ.

GILLIESIÆ, *Lindl. in Bot. Reg.* 992. (1826); *Hooker in Bot. Mag.* 2716. (1827.)

DIAGNOSIS. Hexapetaloidous monocotyledons, with a superior ovary, and irregular petaloid involucella.

ANOMALIES.

ESSENTIAL CHARACTER. — *Flowers* hermaphrodite, surrounded by bractæ, the outer of which are petaloid and herbaceous, the inner depauperated and coloured. *Perianthium* minute, either a single labelloid lobe, or an urceolate 6-toothed body. *Stamens* 6, either all fertile, or 3 sterile and nearly obliterated. *Ovary* superior, 3-celled; *style* 1; *stigma* simple. *Capsule* 3-celled, 3-valved, with a loculicidal dehiscence, many-seeded. *Seeds* attached to the axis, by means of a broad hollow neck; *testa* black and brittle; *embryo* curved in the midst of fleshy albumen. — Small *herbaceous* plants, with tumicated bulbs. *Leaves* grass-like. *Flowers* umbellate, somewhat spathaceous, inconspicuous.

AFFINITIES. The distinctions of many of the natural orders among Hexapetaloidous Dicotyledons are so slight, as far as technical characters are capable of being employed, that the separation of this tribe from Asphodeleæ seems justifiable, even now that the structure of the seeds is known, and that they are found to be essentially those of Asphodeleæ, except in having a crustaceous neck that connects them with the placenta. The tribe was originally proposed in the *Botanical Register*, from which, as that work is in few hands, I make the following rather long extract.

“The whole structure of this most remarkable plant is so peculiar, that we scarcely know whether the definition and description of the parts of fructification above given will not be considered more paradoxical than just; and yet, if the analogies the various organs bear to those of other plants be carefully considered, their structure will scarcely admit of any other interpretation. With respect to the five petaloid leaves, which are here described as bractæ, and which bear a considerable degree of resemblance to a perianthium, it may be observed, that this appearance is more apparent than real; they neither correspond in insertion nor in number with the segments of a monocotyledonous perianthium, nor do they bear the same relation to the parts contained as a perianthium should bear. The three outer are not inserted on the same line, but are distinctly imbricated at the base; and the two inner do not complete the second series, as would be required in a regular monocotyledonous perianthium.

“But if we were to admit, for a moment, the possibility of these bractæ being segments of a perianthium, what explanation could be given of the setiform processes proceeding from their base, or of the central fleshy slipper-like body from within which the stamens proceed? The former bear no determinate relation to the other parts of the flower in their insertion; they are subject to much diversity of form and number, being sometimes *eight*, consisting of *two* unequal subulate bodies proceeding from the edges of each lateral segment, the outermost of the two being wider than the innermost, and being, moreover, not unfrequently a manifest process of the margin of the segment itself; sometimes having their number reduced to *four* by the suppression of the exterior processes of each lateral segment; and occasionally having the outer processes suppressed on one segment, and not suppressed on the other. In the many flowers which have been under examination, the processes, moreover, were always constituted of cellular tissue alone, without either tracheæ or tubular vessels. These circumstances being considered, it will scarcely be proposed, we presume, to identify them with abortive stamina. If they are, notwithstanding what has been advanced, determined to be the perianthium itself, what becomes

of the outer segments, which had previously been referred to perianthium? for it would be difficult to trace any analogy between the structure of *Gilliesia* and of those genera in which a third series is added to the usual senary division of *Monocotyledones*. But none of the peculiarities adverted to are opposed to those bodies being referred to depauperated or reduced bractææ.

“ With respect to the central body from which the stamens proceed, this body, which might be conveniently disposed of by referring it to what Linnæan botanists call a nectarium, consists, as we have seen, of a fleshy slipper-like lobe, with or without two auricles at the base, and within which the cup of stamens is inserted. The relation it bears, as regards insertion, to the parts which have been already noticed, is very obscure; it is always opposite the solitary external bractææ; but whether it is anterior with respect to the common axis of inflorescence, or posterior, has not at present been ascertained. The reasons which have been offered for the view here taken of the parts surrounding this body, make it obvious that it must be considered the perianthium. But of this more will be said hereafter. For the present it will be sufficient to remark, that it manifestly bears an intimate relation to the stamens, being obliterated in the same direction and degree as they are.

“ In this view, then, the petaloid segments are considered perfect bractææ, the subulate interior processes abortive bractææ, and the fleshy central labelloid body the perianthium.

“ However paradoxical this description of *Gilliesia* may appear, and however inconclusive the arguments adduced in support of the view we have taken of it may have hitherto been considered, they will probably be found more deserving of attention if compared with a nearly-allied plant discovered in Chile, by our friend John Miers, Esq., after whom it has been named. This singular genus forms part of a most valuable and remarkable collection of botanical drawings, which were made by Mr. Miers during his long residence in Chile, and which, it is to be hoped, will, at some future day, be laid before the public. Having been kindly permitted to make use of the drawing and manuscript description of the plant alluded to, we shall endeavour to explain the analogies and relation which exist between it and *Gilliesia*.

“ In *Miersia* the bractææ are six in number, of which two are interior and four exterior, a still more valid reason against their being segments of a perianthium. The subulate processes assume a more regular form, and a more constant mode of insertion, but still bear no very apparent relation to the bractææ; and the fleshy labelloid central body is represented by an urceolate six-toothed cup, within the orifice of which six fertile stamens are included. In *Miersia*, therefore, the perianthium, which was in *Gilliesia* subject to a certain degree of imperfection, in which the stamens also participated, is in the usual regular form of many *Monocotyledones*, no irregularity occurring in the stamens. As there can be no doubt of the strict analogy which exists between *Gilliesia* and *Miersia* in their fructification, and as there can also be little doubt that the central body of the latter genus is perianthium, it will follow as a necessary consequence, that as the supernumerary appendages of that genus are external with respect to the perianthium, and therefore neither perianthium nor stamens, so also will the analogous appendages of *Gilliesia* not be perianthium. And the central body having been ascertained to be perianthium, all the parts which surround it will necessarily be bractææ, or modifications of bractææ.

“ The natural affinity of these two genera is extremely obscure; and till some accurate information can be obtained of the structure of their seeds, it must be a subject of much uncertainty. Even with the requisite informa-

tion upon that point, it is not probable that they will be found to bear any very close relation to the other monocotyledonous orders at present known. Their tunicated bulbs, spathaceous inflorescence, and general appearance, place them near *Asphodeleæ*, with some genera of which, especially *Muscari* and *Puschkinia*, *Miersia* at least agrees in the structure of perianthium; but we are acquainted with no genus of *Asphodeleæ* to which the fructification of *Gilliesiæ* can be otherwise compared. If the one-flowered species of *Schoenus*, in which a single naked flower is surrounded by several imbricated squamæ, be admitted as a form of inflorescence analogous to that under consideration, it may perhaps be allowable to carry this comparison yet further, and to suggest an identity of origin and function between the depauperated bractæ of *Gilliesia* and the hypogynous setæ of *Scirpus* and other *Cyperaceæ*. But on account of the presence of a perianthium, and of their polyspermous three-celled capsule, *Gilliesiæ* may perhaps be with most propriety referred to the neighbourhood of *Restiaceæ*, whose imbricated inflorescence does not offer any very powerful obstacle."

At this time the structure of the seeds was unknown: I have since been able to ascertain their nature, in consequence of a supply having been given me by Mr. Cruikshanks. The result of their examination, while it strengthens the opinion of their vicinity to *Asphodeleæ*, and weakens that of a relation to *Restiaceæ*, does not induce me to alter my view of them as constituting a small but distinct order.

GEOGRAPHY. Chilian bulbs.

PROPERTIES. Unknown.

EXAMPLES. *Gilliesia*, *Miersia*.

CCXLIX. SMILACEÆ. THE SMILAX TRIBE.

ASPARAGI, *Juss. Gen.* (1789) *in part.*—SMILACEÆ, *R. Brown Prodr.* 292. (1810); *Lindl. Synops.* 270. (1829).—TRILLIACEÆ, *Dec. Ess. Méd.* 294. (1816).—ASPARAGEÆ, *Dec. and Duby*, 458. (1828).—ASPARAGINEÆ, *Ach. Rich. Dict. Class.* 2. 20. (1822); *Nouv. Elém.* ed. 4. 430. (1828).—SMILACINÆ, *Link Handb.* 1. 275. (1829).—PARIDEÆ, *Ib.* 277. (1829).—CONVALLARIACEÆ, *Ib.* 184. (1829) *a sect. of Liliaceæ.*

DIAGNOSIS. Hexapetaloidous monocotyledons, with a superior ovary, anthers turned inwards, a coloured perianthium, a 3-celled succulent fruit, a membranous testa, and a triple style.

ANOMALIES. *Tamus* has the ovary inferior. The parts of the flower are quaternary in Paris.

ESSENTIAL CHARACTER.—*Flowers* hermaphrodite or dioecious. *Calyx* and *corolla* confounded, inferior, petaloid, 6-parted. *Stamens* 6, inserted into the perianthium near the base; seldom hypogynous. *Ovary* 3-celled, the cells 1- or many-seeded; *style* usually trifid; *stigma* 3. *Fruit* a roundish berry. *Seeds* with a membranous testa (not black or brittle); *albumen* between fleshy and cartilaginous; *embryo* usually distant from the hilum. *R. Br.*—*Herbaceous* plants or *under-shrubs*, often with a tendency to climb. *Leaves* sometimes with reticulated veins.

AFFINITIES. So nearly the same as *Asphodeleæ*, that some botanists unite them, others separate them upon different principles from those adopted here, and others strike certain genera off from both the one tribe and the other. The leaves of *Smilacæ* are broader and shorter, with more of a dicotyledonous appearance than the ensate or grassy ones of *Asphodeleæ*, and the stem has a frequent tendency to twine. Even in *Ruscus* some trace

of this is visible, in *R. racemosus*, although there is nothing to indicate it in *R. hypophyllum* and the like.

GEOGRAPHY. Found in small quantities in most parts of the world, especially in Asia and N. America.

PROPERTIES. Best known for the diuretic demulcent powers of *Smilax Sarsaparilla*, which also exist in other species of the same genus. *Smilax aspera* is a common substitute in the south of Europe. *Smilax China* has a large fleshy root, the decoction of which is supposed to have virtues equal to that of *Sarsaparilla* in improving the health after the use of Mercury. According to the Abbé Rochon, the Chinese often eat it instead of Rice, and it contributes to make them lusty. *Ainslie*, 1. 70. The root of *Medeola virginica* is stated to be diuretic, and to have some reputation as a hydragogue. *Barton*, 2. 147. The roots of *Trillium* are generally violently emetic, and their mawkish, rather nauseous, berries are at least suspicious. *Dec.*

EXAMPLES. *Trillium*, Paris, *Medeola*, *Convallaria*, *Streptopus*, *Smilax*, *Drymophila*, *Ripogonum*.

CCL. DIOSCOREÆ. THE YAM TRIBE.

DIOSCOREÆ, *R. Brown Prodr.* 294. (1810); *Agardh Aphor.* 169. (1823.) *Ach. Rich. Nouv. Élém.* 434. (1828);

DIAGNOSIS. Hexapetaloidous monocotyledons, with an inferior ovary, unisexual flowers, and a minute herbaceous spreading regular perianthium.

ANOMALIES.

ESSENTIAL CHARACTER.—*Flowers* diœcious. *Calyx* and *corolla* confounded, superior. *Males*: *Stamens* 6, inserted into the base of the sepals and petals. *Females*: *Ovary* 3-celled, with 1- or 2-seeded cells; *style* deeply trifid; *stigmas* undivided. *Fruit* leaf-like, compressed, with two of its cells sometimes abortive. *Seeds* flat, compressed; *embryo* small, near the hilum, lying in a large cavity of cartilaginous albumen.—*Twining shrubs*. *Leaves* alternate, occasionally opposite, usually with reticulated veins. *Flowers* small, spiked, with from 1 to 3 bractæe each.

AFFINITIES. Undoubtedly the nearest approach among monocotyledons to the dicotyledonous structure; according to Mr. Brown approaching *Smilacæ* in structure and habit, but separable from them by the threefold character of inferior ovary, capsular fruit, and albumen having a large cavity. *Tamus* is, however, between the two tribes, agreeing with *Smilacæ* in its baccate, with *Dioscoreæ* in its inferior fruit. *Prodr.* 294. The leaves are altogether those of dicotyledons; the stem, flower, and seeds, of monocotyledons.

GEOGRAPHY. Found exclusively in tropical countries of either hemisphere, if *Tamus* be excluded.

PROPERTIES. The yams, so important a food in all tropical countries, because of their large, fleshy, mucilaginous, sweetish tubers, are the only remarkable plants of the order.

EXAMPLES. *Dioscorea*, *Rajania*, *Oncus*, *Æchma*.

CCLI. LILIACEÆ. THE LILY TRIBE.

LILIA, *Juss. Gen.* 48. (1789).—NARCISSI, *the first sect. Ibid.* 54. (1789).—HEMERO-CALLIDEÆ, *R. Brown Prodr.* 295. (1810).—LILIACEÆ, *Dec. Théor. Elém.* 1. 249. (1813); *Dec. and Duby*, 461. (1828) *in part*; *Lindl. Synops.* 266. (1829).—TULIPACEÆ, *Dec. Ess. Méd.* 297. (1816); *Dec. and Duby*, 461 (1828); *Link Handb.* 1. 177. (1829) *a sect. of Liliaceæ.*—CORONARIÆ, *Agardh Aphor.* 165. (1823.)

DIAGNOSIS. Hexapetaloidous monocotyledons, with a superior ovarium, highly developed perianthium, anthers turned inwards, a trilocular polyspermous capsule, and seeds with a soft spongy coat.

ANOMALIES.

ESSENTIAL CHARACTER.—*Calyx* and *corolla* confounded, coloured, regular, occasionally cohering in a tube. *Stamens* 6, inserted into the sepals and petals. *Ovary* superior, 3-celled, many-seeded; *style* 1; *stigma* simple, or 3-lobed. *Fruit* dry, capsular, 3-celled, many-seeded, with a loculicidal dehiscence. *Seeds* flat, packed one upon another in 1 or 2 rows, with a spongy, dilated, often winged integument; *embryo* with the same direction as the seed, in the axis of fleshy *albumen.*—*Bulbs* scaly, or *stems* arborescent. *Leaves* with parallel veins, either lanceolate or cordate. *Flowers* large, usually with bright colours, often solitary.

AFFINITIES. Distinguishable from Asphodeleæ by their higher degree of development, and by the texture of the coat of their seeds. Various degrees of cohesion between their sepals and petals occur, so that we have tubular perianths and revolute ones even in the same genus (*Lilium*). Hence Mr. Brown's Hemerocallideæ, which he states differ from Liliaceæ in almost nothing but their tubular perianth, cannot be retained. Decandolle refers *Erythronium* to Asphodeleæ in the *Botanicon Gallicum*; in the *Flore Française* he placed it in Melanthaceæ; but it surely ought to be stationed here.

GEOGRAPHY. The temperate parts of America, Europe, and Asia, are the favourite resort of this tribe, which stretches towards equinoctial countries upon the mountains of Mexico in the form of Calochortus, and in New Holland in the shape of Blandfordia.

PROPERTIES. Chiefly remarkable for their large richly coloured flowers. The bulbs of *Lilium pomponium* are roasted and eaten in Kamtschatka, where it is as commonly cultivated as the potato with us. *Gard. Mag.* 6. 322. The roots of *Erythronium indicum* are employed in India in cases of strangury and fever in horses. *Ainslie*, 1. 403. *Polianthes tuberosa*, or the Tuberose, is well known for its delicious fragrance. This plant emits its scent most strongly after sunset, and has been observed in a sultry evening, after thunder, when the atmosphere was highly charged with electric fluid, to dart small sparks, or scintillations of lucid flame, in great abundance from such of its flowers as were fading. *Ed. P. J.* 3. 415.

EXAMPLES. *Lilium*, *Fritillaria*, *Hemerocallis*, *Funkia*.

CCLII. PALMÆ. THE PALM TRIBE.

PALMÆ, *Juss. Gen.* (1789); *R. Brown Prodr.* 266. (1810); *Von Martius Palm. Braz.* (1824); *Id. Programma* (1824.)

DIAGNOSIS. Hexapetaloidous arborescent monocotyledons, with rigid divided leaves, a superior 3-celled ovary, and an embryo lying in cartilaginous or fleshy albumen at a distance from the hilum.

ANOMALIES.

ESSENTIAL CHARACTER.—*Flowers* hermaphrodite, or frequently polygamous. *Perianthium* 6-parted, in two series, persistent; the 3 outer segments often smaller, the inner sometimes deeply connate. *Stamens* inserted into the base of the perianthium, usually definite in number, opposite the segments of the perianthium, to which they are equal in number, seldom 3; sometimes, in a few polygamous genera, indefinite in number. *Ovary* 1, 3-celled, or deeply 3-lobed, the lobes or cells 1-seeded, with an erect ovulum, rarely 1-seeded. *Fruit* baccate or drupaceous, with fibrous flesh. *Albumen* cartilaginous, and either ruminant, or furnished with a central or ventral cavity; *embryo* lodged in a particular cavity of the albumen, usually at a distance from the hilum, dorsal and indicated by a little nipple, taper or pulley-shaped; *plumula* included, scarcely visible; the cotyledonous extremity becoming thickened in germination, and either filling up a pre-existing cavity, or one formed by the liquefaction of the albumen in the centre.—*Trunk* arborescent, simple, occasionally shrubby and branched, rough with the dilated half-sheathing bases of the leaves or their scars. *Leaves* clustered, terminal, very large, pinnate or flabelliform, plaited in vernation. *Spathix* terminal, often branched, enclosed in a 1- or many-valved spatha. *Flowers* small, with bracteole. *Fruit* occasionally very large. *R. Brown* (1810).

AFFINITIES. The race of plants to which the name of Palms has been assigned is, no doubt, the most interesting in the vegetable kingdom, if we consider the majestic aspect of their towering stems, crowned by a still more gigantic foliage; the character of grandeur which they impress upon the landscape of the countries they inhabit; their immense value to mankind, as affording food, and raiment, and numerous objects of economical importance; or, finally, the prodigious development of those organs by which their race is to be propagated. A single spatha of the Date contains about 12,000 male flowers; *Alfonsia amygdalina* has been computed to have 207,000 in a spathe, or 600,000 upon a single individual; while every bunch of the Seje Palm of the Oronoco bears 8000 fruit. They are very uniform in the botanical characters by which they are distinguished, especially in their fleshy colourless 6-parted flowers, enclosed in spathes, their minute embryo lying in the midst of albumen remote from the hilum, and their arborescent stems with rigid, plaited or pinnate, inarticulated leaves, called fronds; but their aspect and habits are extremely various. To use the words of the most accomplished traveller of our own, or any age;—“While some (*Kunthia montana*, *Aiphanes Praga*, *Oreodoxa frigida*) have trunks as slender as the graceful reed, or longer than the longest cable, (*Calamus Rudentum*, 500 feet), others (*Jubæa spectabilis* and *Cocos butyracea*) are 3 and even 5 feet thick; while some grow collected in groups (*Mauritia flexuosa*, *Chamærops humilis*), others (*Oreodoxa regia*, *Martinezia caryotæfolia*) singly dart their slender trunks into the air; while some have a low caudex (*Attalea amygdalina*), others exhibit a towering stem 160-180 feet high (*Ceroxylon andicola*); and while one part flourishes in the low valleys of the tropics, or on the declivities of the lower mountains, to the elevation of 900 feet, another part consists of mountaineers bordering upon the limits of perpetual snow.” To which may be added, that while many have a cylindrical undivided stem, the Doom Palm of Upper Egypt and the *Hyphæne coriacea* are remarkable for their dichotomous repeatedly-divided trunk. In botanical affinity they approach as nearly to Junceæ as to any order, but they can hardly be said to be closely allied to those at present known. The relation that was supposed to exist between them and Cycadææ was inferred from inaccurate or imperfect considerations; and there is nothing in Pandanææ that can approximate that order, except their dichotomous trunks. The *Calamus* genus, and the siliceous secretions of their leaves, indicate an affinity with Gramineæ, which would hardly be anticipated, if the grasses of our European meadows are compared with the Cocoa Nuts of the Indies, but which becomes more apparent when the Bamboo is placed by the side of the Cane.

GEOGRAPHY. Von Martins, the great illustrator of this noble family,

speaks thus of their habits and geographical arrangement:—"Palms, the splendid offspring of Tellus and Phœbus, chiefly acknowledge as their native land those happy regions seated within the tropics, where the beams of the latter for ever shine. Inhabitants of either world, they hardly range beyond 35° in the southern, or 40° in the northern hemisphere. Particular species scarcely extend beyond their own peculiar and contracted limits, on which account there are few countries favourable for their production in which some local and peculiar species are not found; the few that are dispersed over many lands are chiefly *Cocos nucifera*, *Acrocomia sclerocarpa*, and *Borassus flabelliformis*. It is probable that the number of species thus scattered over the face of nature will be found to amount to 1000 or more. Of these not a few love the humid banks of rivulets and streams, others occupy the shores of the ocean, and some ascend into alpine regions; some collect into dense forests, others spring up singly or in clusters over the plains." *Progr.* 6. But if this statement be true as to the probable number of Palms, how little can be now known of their structure, seeing that not more than 175 are at this moment described, of which 119 are South American, 14 African, and 42 Indian. The testimony of Von Martius is, however, confirmed by Humboldt, who also asserts that there must be an incredible number still to discover in equinoctial regions, especially if we consider how little is yet known of Africa, Asia, New Holland, and America. He and Bonpland discovered a new species in almost every 50 miles of travelling, so narrow are the limits within which their range is confined. A different opinion appears to be entertained by Schouw, a respectable Danish writer upon botanical geography, whose views deserve to be quoted, although he is far from having had such personal means of judging as Humboldt and Von Martius. He seems to consider that we are acquainted already with the greater part of the Palms; for he says, "it appears from the reports of travellers that such Palm woods as those of South America are less frequent in other parts of the world. Africa and New Holland seem to be less favourable to this tribe, for on the Congo, Smith found only from 3 to 4 Palms. In Guinea we know merely of the same number; and of the other African Palms, 6 belong to the Isles of Bourbon and France. New Holland has, in the torrid zone, three species, while Forster's *Prodromus* of the Flora of the South Sea Islands contains four." The most northern limit of Palms is that of *Chamærops palmetto* in N. America, in lat. 34° - 36° , and of *Chamærops humilis* in Europe, near Nice, in 43° - 44° N. lat. They are found in the southern hemisphere as low as 38° in New Zealand. "It is remarkable that no species of Palm has been found in South Africa, nor was any observed by M. Leschenault on the west coast of New Holland, even within the tropic." *Brown in Flinders*, 577. If Palms were not, as some say, among the earliest plants that clothed the face of the globe, none of their remains existing, mixed with the Ferns and Equisetums of the old coal formations, it is at least certain that their creation dates long before that of the present Flora of the globe. But it is probable that they really did exist at the most remote periods; for the *Nöggerathia foliosa* of Sternberg from the coal-fields of Bohemia seems really to have been a Palm; and M. Adolphe Brongniart refers two other fossils of the same epoch to this family. It is at least certain that they appeared immediately after the developement of Cycadææ ceased in European latitudes, and that of Coniferæ took a more decided form; as we find unquestionable traces of them in those deposits above the plastic clay which Brongniart calls *Marno-charbonneux*.

PROPERTIES. Wine, oil, wax, flour, sugar, salt, says Humboldt, are the produce of this tribe; to which Von Martius adds, thread, utensils,

weapons, food, and habitations. The most remarkable is the Cocoa Nut, of which an excellent account will be found in the *Trans. of the Wernerian Society*, vol. 5. The root is sometimes masticated instead of the Areca Nut; of the small fibres baskets are made in Brazil. The hard case of the stem is converted into drums, and used in the construction of huts; the lower part is so hard as to take a beautiful polish, when it resembles agate; the reticulated substance at the base of the leaf is formed into cradles, and, as some say, into a coarse kind of cloth. The unexpanded terminal bud is a delicate article of food; the leaves furnish thatch for dwellings, and materials for fences, buckets, and baskets; they are used for writing on, and make excellent torches; potash in abundance is yielded by their ashes; the midrib of the leaf serves for oars; the juice of the flower and stems is replete with sugar, and is fermented into excellent wine, or distilled into a sort of spirit, called Arrack; or the sugar itself is separated under the name of Jagery. The value of the fruit for food, and the delicious beverage which it contains, are well known to all Europeans. The fibrous and uneatable rind is not less useful; it is not only used to polish furniture and to scour the floors of rooms, but is manufactured into a kind of cordage, called Coir rope, which is nearly equal in strength to hemp, and which Dr. Roxburgh designates as the very best of all materials for cables, on account of its great elasticity and strength. Finally, an excellent oil is obtained from the kernel by expression. The juice which flows from the wounded spathes of Palms, especially of *Cocos nucifera*, is known in India by the name of Toddy. Independently of the grateful qualities of this fluid as a beverage, it is found to be the simplest and easiest remedy that can be employed for removing constipation in persons of delicate habit, especially European females. *Ainslie*, l. 451. Palm oil is chiefly obtained from *Elais guineensis*, and this tree is also said to yield the best kind of Palm-wine. The succulent rind of the Date is one of the most agreeable of fruits. Sago is yielded by the trunk of nearly all, except Areca Catechu, but especially of *Sagus farinifera* and *Phoenix farinifera*. The well known Betel Nut is the fruit of Areca Catechu, and remarkable for its narcotic or intoxicating power; from the same fruit is prepared a kind of spurious Catechu. *Ibid.* l. 65. The Brazilian Indians, especially the Puris, Patachos, and Botocudos, manufacture their best bows from the wood of a species of Cocoa Nut, called the Airi, or Brejeuba. *Pr. Max. Trav.* 238. The *Ceroxylon andicola*, or Wax Palm of Humboldt, has its trunk covered by a coating of wax, which exudes from the spaces between the insertion of the leaves. It is, according to Vauquelin, a concrete inflammable substance, consisting of 1-3d wax and 2-3ds resin. It is a very remarkable fact, first noticed by Mr. Brown (*Congo*, 456.), that the plants of this order whose fruit affords oil belong to a tribe called by him *Cocoinæ*, which are particularly characterised by the originally trilobular putamen having its cells when fertile perforated opposite the seat of the embryo, and when abortive indicated by foramina cæca. The dark-coloured inodorous and insipid resin, called Dragon's Blood, is obtained in the eastern islands of the Indian Archipelago by wounding the *Calamus Draco*; it is said to be of finer quality than that procured from *Pterocarpus*.

EXAMPLES. The following are Von Martius's sections of the tribe. (*Programma*, p. 7.)

1. **SABALINÆ.** Spathes numerous, incomplete. Ovarium 3-celled. Berry or drupe 1-3-seeded. (*Chamaedorea*, *Thrinax*.)

2. **CORYPHINÆ.** Spathes numerous, incomplete. Pistils 3, cohering inwardly, 1 only usually ripening. Berry or drupe many-seeded. (*Rhapis*, *Phoenix*.)

3. LEPIDOCARYA. Spathes numerous, incomplete. Flowers in catkins. Ovarium 3-celled. Berry 1-seeded, with a tessellated rind. (Mauritia, Calamus.)

4. BORASSEÆ. Spathes many, incomplete. Flowers in catkins. Ovarium 3-celled. Berry or drupe 3-seeded. (Borassus, Hyphæne.)

5. ARECINÆ. Spatha none, or one or more, complete. Ovarium 3-celled. Berry 1-seeded. (Leopoldinia, Areca, Wallichia.)

6. COCOINÆ. Spatha one, or several, complete. Ovarium 3-celled. Drupe 1-3-seeded. (Cocos, Elate, Bactris.)

CCLIII. RESTIACEÆ.

RESTIACEÆ, *R. Brown Prodr.* 243. (1810); *Kunth in Humb. N. G. et Sp.* 1. 251. (1815); *Agardh Aph.* 156. (1823) a sect. of Junceæ; *Ach. Rich. Nouv. Elém.* ed. 4. 424. (1828); *Lindl. Synops.* 272. (1829).—CENTROLEPIDÆ and ERIOCAULONÆ, *Desvaux in Ann. des Sc.* 13. 36. (1828).—ELEGIÆ, *Beauv. in eod. loc.* (1828.)

DIAGNOSIS. Hexapetaloidous monocotyledons, with a superior ovary, axile placenta, capsular fruit, capitate glumaceous flowers, and an embryo lying on the albumen at the end most remote from the hilum.

ANOMALIES. Willdenowia has drupaceous fruit.

ESSENTIAL CHARACTER.—*Perianthium* inferior, 2-6-parted, seldom wanting. *Stamens* definite, 1-6; when they are from 2 to 3 in number, and attached to a perianthium of 4 or 6 divisions, they are then opposite the inner segments (*petals*); *anthers* usually unilocular. *Ovary* 1- or more celled, cells monospermous; *ovules* pendulous. *Fruit* capsular, or nucamentaceous. *Seeds* inverted; *albumen* of the same figure as the seed; *embryo* lenticular, on the outside of the albumen, at that end of the seed which is most remote from the hilum.—*Herbaceous* plants or *under-shrubs*. *Leaves* simple, narrow, or none. *Culms* naked, or more usually protected by sheaths, which are slit, and have equitant margins. *Flowers* generally aggregate, in spikes or heads, separated by bractæ, and most frequently unisexual. *R. Br.* (1810).

AFFINITIES. The principal character distinguishing this family from Junceæ and Cyperacæ consists in its lenticular embryo being placed at the extremity of the seed opposite to the umbilicus. From Junceæ it also differs in the order of suppression of its stamina, which, when reduced to 3, are opposite to the inner lacinia of the perianthium; and most of its genera are distinguishable from both these orders, as well as from Commelineæ, by their simple or unilocular anthers. *Brown in Flinders*, 579. To this may be added, that its habit is rather that of Cyperacæ, especially when Xyridæ are excluded. From all the orders with spadiceous characters, the glumaceous nature of its perianthium, when it is present, distinguishes it. If the perianthium is absent, it is then only to be known from Cyperacæ by the position of the embryo, and by the sheaths of its leaves being slit. M. Desvaux separates from the genera with a perianthium those in which the flowers are actually naked, under the name of Centrolepidæ: he further adopts the supposed order of Eriocaulonæ of the late M. de Beauvois, which seems to differ from Restiaceæ simply in having 1-seeded cells in the capsule, and irregular flowers. The Elegiæ of M. de Beauvois were distinguished by nothing but their 2 or 3 styles. While I adopt the opinion of all these being parts of the same natural order, I cannot doubt that the tripetaloid flower and polyspermous fruit of Xyris, characters indicating a far superior degree of evolution, are sufficient to separate that genus as the representative of a peculiar order; a measure which Mr. Brown appears to have anticipated when he remarked (*Prodr.* 244.), that the genus Xyris,

although placed by him at the end of Restiaceæ, is certainly very different from the other genera, in the inner segments of the perianthium being petaloid, with the stamens proceeding from the top of their ungues, and in their numerous seeds.

GEOGRAPHY. All, with the exception of Eriocaulon, extra European; chiefly found in the woods and marshes of South America, and in New Holland and southern Africa.

PROPERTIES. None, except that the tough wiry stems of some species are manufactured into baskets and brooms. Willdenowia teres is employed for the latter purpose, and Restio tectorum for thatching.

EXAMPLES. Centrolepis, Restio, Thannochortus, Tonina, Eriocaulon.

CCLIV. PANDANÆ. THE SCREWPINE TRIBE.

PANDANÆ. *R. Brown Prodr.* 340. (1810); *Deeand. Propr. Méd.* 278. (1816); *Agardh Aph.* 133. (1822); *Gaudichaud in Ann. des Sc.* 3. 509. (1824).—? **CYCLANTHÆ.**, *Poitau in Mem. Mus.* 9. 34. (1822.)

DIAGNOSIS. Spadiceous monocotyledons, with naked flowers, and fibrous drupes collected in parcels into many-celled pericarpia.

ANOMALIES. Phytelphas has pinnate leaves; but it is a doubtful plant of the order.

ESSENTIAL CHARACTER.—*Flowers* diœcious or polygamous, arranged on a wholly covered spadix. *Perianthium* wanting. *Males: Filaments* with single anthers; *anthers* 2-celled. *Females: Ovaria* usually collected in parcels, 1-celled; *stignas* as many as the ovaries, sessile, adnate (*ovula* solitary, erect). *Fruit* either fibrous drupes, usually collected in parcels, each 1-seeded; or many-celled *berries*, with polyspermous cells. *Albumen* fleshy; *embryo* in its axis, erect; *plumula* inconspicuous.—*Stem* arborescent, usually sending down aerial roots, sometimes weak and decumbent. *Leaves* imbricated, in three rows, long, linear-lanceolate, amplexicaul, with their margins almost always spiny. *Floral leaves* smaller, often coloured. *R. Br.*

AFFINITIES. This is a tribe of plants having the aspect of gigantic Bromelias, bearing the flowers of a Sparganium; while there is no analogy with the former in structure beyond the general appearance of the foliage; the organisation of the fructification bears so near a resemblance to the latter as to have led to the combination of Pandanæ and Typhacæ by botanists of the first authority. But when we contrast the naked flowers, the compound highly-developed fruit, the spathaceous bractæ, the entire embryo, and the arborescent habit of the former, with the half-glumaceous flowers, the simple fruit, the want of spathaceous bractæ, the slit embryo, and the herbaceous sedgy habit of the latter, it is difficult to withhold our assent from the proposition to separate them. Mr. Brown justly remarks (*Prodr.* 341.), that these have no affinity with Palms beyond their arborescent stems. Freycinetia, the genus to which the character of polyspermous cells, minute seeds, and a pulpy pericarpium belongs, is described by M. Gaudichaud as having a very minute embryo lodged in the upper part of semitransparent albumen. It is possible that this is the station of the remarkable plants described by Poiteau as having an inflorescence which may be compared to two folded ribands rolled spirally round a cylinder! one full of stamens, the other full of ovules!! and called Cyclanthæ. M. Poiteau has unfortunately omitted to give a sufficient explanation of the analogy between the structure of these plants and more regular forms of inflorescence, and his figures do not afford such information as could be wished for; but it may be conjectured that his ribands are connate bractæ, subtending, alternately, naked

male and female flowers. Pandanææ are remarkable among arborescent monocotyledons for their constant tendency to branch, which is always effected in a dichotomous manner. Their leaves have also a uniform spiral arrangement round the axis, so as to give the stems a sort of corkscrew appearance before the traces of the leaves are worn away. The Chandelier Tree of Guinea and St. Thomas's derives its name (*Pandanus Candelabrum*) from this peculiar tendency to branching.

GEOGRAPHY. Abundant in the Mascaren Islands, especially the Isle of France, where, under the name of Vaquois, they are found covering the sandy plains. They have peculiar means given them by nature to subsist in such situations in the shape of strong aerial roots, which are protruded from the stem, and descend towards the earth, bearing on their tips a loose cup-like coating of cellular integument, which preserves their tender newly-formed absorbents from injury until they reach the soil, in which they quickly bury themselves, thus adding at the same time to the number of mouths by which food can be extracted from the unwilling earth, and acting as stays to prevent the stems from being blown about by the wind. They are common in the Indian Archipelago, and in most tropical islands of the Old World, but are rare in America. From this continent *Cyclanthus* and *Phytelephas* are the only genera of Pandanææ, if they really belong to the order, that have been described. The former, called Tagua, resembles Palms in its fronds, which equal those of the Cocoa Nut in dimensions, in its torulose scaly stem, and, finally, in the remarkable structure and weight of its fruit. *Humb. de Distr. Géogr.* 198.

PROPERTIES. The seeds of *Pandanus* are eatable. The flowers of *Pandanus odoratissimus* are fragrant and eatable. The fruit of several is also an article of food. The leaves are used for thatching and cordage. The immature fruit is reputed emmenagogue. Buttons are turned from the hard albumen of *Phytelephas*, or the Tagua plant. *Humb. l. c.*

EXAMPLES. *Pandanus*, *Freycinetia*.

CCLV. TYPHACEÆ. THE BULRUSH TRIBE.

TYPHÆ, *Juss. Gen.* 25. (1789). — **AROIDEÆ,** § 3. *R. Brown Prodr.* 336. (1810). — **TYPHINÆ,** *Agardh Aph.* 139. (1823). — **TYPHACEÆ,** *Dec. and Duby,* 482. (1828); *Lindl. Synops.* 247. (1829). — **TYPHOIDEÆ** and **SPARGANIOIDEÆ,** *Link Handb.* l. 132. 133. (1829), both sections of *Cyperaceæ*.

DIAGNOSIS. Spadiceous triandrous monocotyledons, with 3 half-glumaceous sepals, clavate anthers, long lax filaments, a solitary pendulous ovulum, and dry fruit.

ANOMALIES.

ESSENTIAL CHARACTER. — *Flowers* unisexual, arranged upon a naked spadix. *Sepals* 3, or more. *Petals* wanting. *Males*: *Stamens* 3 or 6, *anthers* wedge-shaped, attached by their base to long filaments. *Females*: *Ovary* single, superior, 1-celled; *ovulum* solitary, pendulous; *style* short; *stigmas* 1 or 2, simple, linear. *Fruit* dry, not opening, 1-celled, 1-seeded. *Embryo* in the centre of *albumen*, straight, taper, with a cleft in one side, in which the plumula lies; *radicle* next the hilum. — *Herbaceous* plants, growing in marshes or ditches. *Stems* without nodi. *Leaves* rigid, ensiform, with parallel veins. *Spadix* without a spathe.

AFFINITIES. Jussieu, following Adanson, distinguishes these from Aroideæ, with which Mr. Brown re-unites them, retaining them, however, in a separate section. They are generally regarded as a distinct tribe by most writers, and are surely sufficiently characterised by their 3-sepaled half-glumaceous calyx, long lax filaments, clavate anthers, solitary pendu-

lous ovules, and peculiar habit. They are connected with Aroideæ by *Acoris*, which belongs to the latter. Agardh refers Typhaceæ to glumaceous Monocotyledons, on account of the analogy between the calyx of *Typha* and the hypogynous hairs of *Eriophorum*, a genus of Cyperaceæ. They are combined with Pandaneæ by M. Kunth, but appear to be sufficiently distinguished by the slit in the side of their embryo, their simple fruit, pendulous ovulum, trisepalous calyx, and habit.

GEOGRAPHY. Found commonly in the ditches and marshes of the northern parts of the world, but uncommon in tropical countries; a species is found in St. Domingo, and another in New Holland. Two are described from equinoctial America.

PROPERTIES. Of little known use. The powdered flowers have been used as an application to ulcers. The pollen of *Typha* is inflammable, like that of *Lycopodium*, and is used as a substitute for it. M. Decandolle remarks that it is probable the facility of collecting this pollen is the real cause of its use, and that any other kind would do as well.

EXAMPLES. *Typha*, *Sparanium*.

CCLVI. AROIDEÆ. THE ARUM TRIBE.

AROIDEÆ, *Juss. Gen.* 23. (1789); *R. Brown Prodr.* 333. (1810); *Dec. and Duby.* 480. (1828); *Lindl. Synops.* 246. (1829).—ACORINÆ, *Link Handb.* 1. 144. (1829), a § of Juncææ.

DIAGNOSIS. Spadiceous monocotyledons, with simple, succulent, or capsular fruit, a developed spatha, and sub-sessile anthers.

ANOMALIES. Albumen sometimes absent. In *Tacca* the ovarium is inferior. Spatha absent or rudimentary in some.

ESSENTIAL CHARACTER.—*Flowers* unisexual, arranged upon a spadix, frequently naked. *Perianthium* either wanting, or consisting of 4 or 6 pieces. *Males: Stamens* definite or indefinite, hypogynous, very short; *anthers* 1-2- or many-celled, ovate, turned outwards. *Females: Ovarium* superior, 1-celled, very seldom 3-celled, and many-seeded; *ovules* erect, or pendulous, or parietal; *stigma* sessile. *Fruit* succulent or dry, not opening. *Seeds* solitary or several; *embryo* in the axis of fleshy or mealy albumen, straight, taper, with a cleft in one side, in which the plumula lies; (*radicle* obtuse, usually next the hilum, occasionally at the opposite extremity. *R. Br.*)—*Herbaceous* plants, frequently with a fleshy *corinus*, or *shrubs*; stemless or arborescent, or climbing by means of aerial roots. *Leaves* sheathing at the base, either with parallel or branching veins; sometimes compound! often cordate. *Spathæ* generally enclosed in a *spathe*.

AFFINITIES. The Arum tribe may be considered the centre of a system of organisation, of which the other orders of Spadiceæ are rays of unequal length. Taking its diagnosis as given above, we shall have it specially known by its highly developed spatha; Typhaceæ will be distinguished by their long anthers and want of spatha, Pandaneæ by their arborescent habit and drupaceous compound fruit, Fluviales and Juncagineæ by their want of spatha and return from the spadiceous form of inflorescence, and Pistiaceæ by their reduction to the simplest state in which flowering plants can exist. The whole of these tribes, taken together, are known by their general tendency to develop their flowers upon a spadix, by their want of floral envelopes, or by those parts not assuming the distinct forms of calyx and corolla, but existing only in the state of herbaceous scales. With the exception of Pandaneæ, they are all also known by their plumula lying within a cleft of the embryo; a structure found in no other monocotyledonous plants, except Grasses, in which the embryo is otherwise widely different. Mr. Brown has

remarked that in *Dracontium polyphyllum* and *fœtidum*, in which there is no albumen, the plumula consists of imbricated scales, and that it is sometimes double or even triple. In the former of these plants the external scales, in germination, quickly wither away, when other internal and larger ones appear, and remain for some time round the base of the primordial leaf, before the development of which no rootlets are emitted. *Prodr.* 334. A similar economy has been noticed by Du Petit Thouars, in his genus *Ouvirandra*. In *Tacca* it is probable that there are several germinating points upon the embryo, analogous to the double or triple plumula of *Dracontium*: hence embryos of such a kind may be said to be tubers found in the seed itself. Mr. Brown considers a relation to be established between *Aroideæ* and *Aristolochiæ* by means of *Tacca*, in which the ovarium is inferior. Agardh distinguishes *Acoroideæ* from *Aroideæ* by their capsular fruit.

GEOGRAPHY. Natives of all tropical countries abundantly, but of temperate climates rarely, not extending in Europe further north than 64° north latitude, in the form of *Calla palustris*, which inhabits the deep, muddy, frozen marshes of southern Lapland. In cold or temperate climates they are usually herbaceous, while in tropical countries they are often arborescent and of considerable size, frequently clinging to trees by means of their aerial roots, which they protrude in abundance. In America, according to Humboldt (*Distr. Géogr.* 196), their principal station is on the sub-montane region between 1200 and 3600 feet of elevation, where the climate is temperate and the rains abundant. In the Andes, *Pothos pedatus* and *P. quinquenervius* rise to the height of 8400 feet.

PROPERTIES. A principle of acridity generally pervades this tribe, and exists in so high a degree in some of them as to render them dangerous poisons. The most remarkable is the Dumb Cane, or *Caladium Seguinum*, a native of the West Indies and South America, growing to the height of a man: this plant has the power, when chewed, of swelling the tongue and destroying the power of speech. Dr. Hooker relates an account of a gardener, who "incautiously bit a piece of the Dumb Cane, when his tongue swelled to such a degree that he could not move it; he became utterly incapable of speaking, and was confined to the house for some days in the most excruciating torments." *Exot. Bot.* 1. The same excellent botanist adds, that it is said to impart an indelible stain to linen. P. Browne states, that its stalk is employed to bring sugar to a good grain when it is too viscid, and cannot be made to granulate properly by the application of lime alone; *Arum ovatum* is used for the same purpose. The leaves of *Arum esculentum* excite violent salivation and a burning sensation in the fauces, as I have myself experienced. The fresh leaves of *Dracontium pertusum* are employed by the Indians of Demerara as vesicatories or rubefians in cases of dropsy. Milk in which the acrid root of *Arum triphyllum* has been boiled has been known to cure consumption. *Dec.* Notwithstanding this acridity, the flat under-ground stems, called roots, and the leaves of many *Aroideæ*, are harmless, and even nutritive when roasted or boiled, as, for instance, the roots of *Arum esculentum*, *Colocasia mucronatum*, *violaceum*, and others, which, under the names of Cocoa root, Eddoes, and Yams, are common articles of food in hot countries. The roots (*cormi*) of the *Arum maculatum* are commonly eaten by the country people in the Isle of Portland; they are macerated, steeped, and the powder obtained from them is sent to London for sale under the name of Portland Sago. *Enc. of Pl.* 800. Medicinally, the root in its recent state is stimulant, diaphoretic, and expectorant. The root and seeds of the Skunk Cabbage, *Symplocarpus fœtida*, are powerful antispasmodics; they are also expectorants, and useful in phthisical coughs. They have considerable reputation in North America

as palliatives in paroxysms of asthma. *Barton*, I. 130. The prepared root of *Dracontium polyphyllum* is supposed in India to possess antispasmodic virtues, and is considered a valuable remedy in asthma; it is also used in hemorrhoids. *Ainslie*, 2. 50. The root of the *Labaria* plant of Demerara, which is probably the same thing, is thought by the Indians to be an antidote to the bite of serpents. *Ed. N. Ph. Journ.*, *June* 1830, p. 169. The root of *Acorus calamus* is aromatic and stimulant. The seeds of *Orontium aquaticum* and *Arum sagittifolium* are acrid, but become eatable by roasting. The spadixes of some species have a fetid putrid smell; others, such as *Arum cordifolium*, *Italicum*, and *maculatum*, are said to disengage a sensible quantity of heat at the time when they are about to expand. *Agardh* considers that the acrid principle, which, notwithstanding its fugacity, has been lately obtained pure, is no doubt of great power as a stimulant. *Aph.* 133.

The following are the principal natural divisions of this order: —

I. Flowers unisexual. Perianthium wanting.

Aroroideæ veræ, *Brown Prodr.* 335. (1810.)

EXAMPLES. *Arum*, *Caladium*.

II. Flowers hermaphrodite. Perianthium present.

Orontiaceæ, *Brown Prodr.* 337. (1810). — Acoroideæ, *Agardh Aph.* 133. (1822.)

EXAMPLES. *Dracontium*, *Pothos*, *Gymnostachys*, *Acorus*.

CCLVII. BALANOPHOREÆ.

BALANOPHOREÆ, *Rich. in Mém. Mus.* 3. 429. (1822). — CYNOMORIEÆ, *Agardh Aph.* 203. (1825), a § of *Urticææ*.

DIAGNOSIS. Spadiceous monocotyledons, with an inferior ovarium and monœcious flowers.

ANOMALIES.

ESSENTIAL CHARACTER.—*Flowers* monœcious, collected in dense heads, which are roundish or oblong, usually bearing both male and female flowers, but occasionally having the sexes distinct; the receptacle covered with scales or setæ variable in form, here and there bearing also peltate thick scales; rarely naked. *Male flowers* pedicellate; *calyx* deeply 3-parted, equal, spreading, with somewhat concave segments; in *Cynomorium* there is a thick, truncate, obconical scale in room of a calyx. *Stamens* 1-3 (seldom more), epigynous, with both united filaments and anthers; the latter 3; in *Cynomorium* 1 only, connate, 2-celled; each cell being divided into 2 cavities, sometimes turned inwards, sometimes outwards, opening by a longitudinal slit. *Female flowers*: *Ovarium* inferior, 1-celled, 1-seeded, crowned by the limb of the calyx, which is either marginal and nearly inverted, or consisting of from 2 to 4 unequal leaflets; *ovulum* pendulous. *Style* 1, seldom 2, filiform, tapering; *stigma* simple, terminal, rather convex. *Fruit* a roundish euryopsis, crowned by the remains of the limb of the calyx. *Pericarpium* rather thick; *albumen* globose, fleshy-cellular, whitish, very large. *Embryo* very minute in proportion to the albumen, roundish, whitish, enclosed in a superficial excavation, undivided. — Fungus-like plants, parasitical upon roots; *roots* fleshy, horizontal, branched; *stem* naked, or covered by imbricated scales. *Rich.*

AFFINITIES. This highly curious order has the same relation to Monocotyledons as *Cytinææ* to Dicotyledons. The late M. Richard is the only botanist who has written specially upon it, and to him we owe an excellent Monograph. He observes that the nearest affinity of the order is with *Hydrocharidææ*, while at the same time it must be admitted that its relation is by no means intimate. The habit of the two orders is very

different, and the structure of their floral organs is essentially unlike. In Hydrocharidæ the ovarium has generally several cells, and each cell contains many seeds, while in Balanophoræ the ovarium is constantly 1-celled with a single ovulum. The former have no albumen; in the latter it is abundant. The tribe of Arums, in its habit and characters, has in general a more essential affinity with Balanophoræ than Hydrocharidæ; they have both the same arrangement of flowers in spikes, the seeds have in both a fleshy albumen, and the habit of their several genera is much the same. But in Aroideæ the ovarium is superior! He then points out the affinity borne to Cytinus; an affinity about which nothing certain can be said, in the absence of a knowledge of the structure of the seed of the latter. Agardh places these in Urticææ, changing the name to Cynomoriææ.

GEOGRAPHY. A small tribe, consisting entirely of leafless plants, parasitical upon roots, found in the West Indies, South America, some of the South Sea Islands, the Mediterranean, and the Cape of Good Hope.

PROPERTIES. Cynomorium is known for its astringency. Nothing has been stated of the rest.

EXAMPLES. Langsdorffia, Helosis, Cynomorium, Balanophora, Sarcophyte or Ichthyosma.

CCLVIII. FLUVIALES.

NAIADES, *Juss. Gen.* 13. (1789) *in part.* — **FLUVIALES**, *Vent. Tabl.* 2. 80. (1799). — **POTAMOPHILÆ**, *Rich. Anal. Fr.* (1808). — **POTAMÆÆ**, *Juss. Diet. Sc. Nat.* 43. 93. (1826); *Dec. and Duby*, 439. (1828). — **NAIADEÆ**, *Agardh Aph.* 125. (1822). — **FLUVIALES**, *Rich. Mém. Mus.* 1. 364. (1815); *Lindl. Synops.* 243. (1829). — **HYDROGETONES**, *Link Handb.* 1. 282. (1829). — **NAIADEÆ**, *Ib.* 1. 320. (1829.)

DIAGNOSIS. Caulescent floating exalbuminous monocotyledons, with a slit embryo, definite stamens, and dry superior fruit with pendulous seeds.

ANOMALIES. Caulinia and some others are said to have no spiral vessels.

ESSENTIAL CHARACTER. — *Flowers* hermaphrodite or unisexual. *Perianthium* of 2 or 4 pieces, often deciduous, rarely wanting. *Stamens* definite, hypogynous. *Ovarium* 1 or more, superior; *stigma* simple; *ovule* solitary, pendulous. *Fruit* dry, not opening, 1-celled, 1-seeded. *Seed* pendulous; *albumen* none; *embryo* antitropous, with a lateral cleft for the emission of the plumula. — *Water-plants.* *Leaves* very cellular, with parallel veins. *Flowers* inconspicuous, usually arranged in terminal spikes.

AFFINITIES. In this order we have the nearest approach, except in Pistiaceæ, to the division of flowerless plants. The perianthium is reduced to a few imperfect scales, the habit is almost that of Coniferæ, and there is in some of the genera either a total absence of spiral vessels, or that form of tissue exists in a very rudimentary state. Pollini asserts, according to Decandolle (*Org. Veg.* 40), that spiral vessels do exist in them; but Amici, on the other hand, maintains that there is no trace of them, at least in Caulinia. *Ann. des Sc.* 2. 42. The manifest affinity of Fluviales to Juncagineæ determines a relation on the part of the former to Aroideæ, which is confirmed by the tendency to produce a rudimentary spatha in some of them, and by their undoubted resemblance to Pistiaceæ, which may be understood as reduced Aroideæ. It is remarkable that Adanson was aware of this relationship between Aroideæ and Fluviales, to which, however, Jussieu, whose Naiades are a very heterogeneous assemblage, did not assent. They are generally

translucent cellular plants, destitute of stomata, having no epidermoidal layer, and perishing rapidly upon exposure to air. M. Amici has seen the sap circulate in the transparent joints of *Caulinia fragilis*, which he states is the unknown plant upon which Corti made observations relating to the same subject. See Amici in *Ann. des Sc.* 2. 42. Agardh refers to this order both *Ceratophyllum* and *Sparganium*.

GEOGRAPHY. Common in extra-tropical countries, but also found near the equator. Potamogetons are in every ditch and swamp as far north as Iceland.

PROPERTIES. Very unimportant. The root of *Potamogeton natans* is said to be eaten in Siberia, and that of *Aponogeton distachyum* by Hottentots. *Zostera*, or Sea wrack, is a common material for packing, and for stuffing cottagers' cushions.

EXAMPLES. *Naias*, *Zostera*, *Caulinia*, *Cymodocea*, *Thalassia*, *Ruppia*, *Zannichellia*, *Potamogeton*.

CCLIX. JUNCAGINEÆ.

JUNCAGINEÆ, *Rich. Anal. Fr.* (1806); *Mém. Mus.* 1. 364. (1815); *Lindl. Synops.* 252. (1829); *Dec. and Duby*, 438. (1828). a sect. of *Alismaceæ*.

DIAGNOSIS. Caulescent exalbuminous monocotyledons, with a slit embryo, 6 stamens, and dry superior fruit with erect seeds.

ANOMALIES. *Lilæa* has no perianthium.

ESSENTIAL CHARACTER.—*Sepals* and *petals* both herbaceous, rarely absent. *Stamens* 6. *Ovaries* 3 or 6, superior, cohering firmly; *ovules* 1 or 2, approximated at their base, erect. *Fruit* dry, 1- or 2-seeded. *Seeds* erect; *albumen* wanting; *embryo* having the same direction as the seed, with a lateral cleft for the emission of the plumule.—*Herbaceous* bog-plants. *Leaves* ensiform, with parallel veins. *Flowers* in spikes or racemes, inconspicuous.

AFFINITIES. The plumula lying within a cleft on one side of the embryo fixes these plants nearer *Aroideæ* than *Alismaceæ*, to which they are sometimes referred, principally on account of their want of albumen; and the depauperated state of their floral envelopes confirms the relationship. *Juncagineæ* are most nearly allied to *Fluviales*, which are readily distinguished by their floating habit and pendulous ovules. The genus *Scheuchzeria* is a transition from *Juncagineæ* to *Juncææ*.

GEOGRAPHY. Marshy places in most parts of the world may be expected to indicate traces of this order, which is found in Europe, Asia, and North America, the Cape of Good Hope, and equinoctial America.

PROPERTIES. Unknown. *Triglochin* has a salt taste.

EXAMPLES. *Lilæa*, *Cathantes*, *Triglochin*, *Scheuchzeria*.

CCLX. PISTIACEÆ. THE DUCKWEED TRIBE.

PISTIACEÆ, *Rich. in Humb. et Bonpl. N. G. et Sp.* 1. 81. (1815); *Lindl. in Hooker's Fl. Scot.* 2. 191. (1821); *Synops.* 251. (1829).—LEMNACEÆ, *Dec. and Duby,* 532. (1828.)

DIAGNOSIS. Floating monocotyledons, with solitary naked spathaceous flowers, and the stem and leaves confounded.

ANOMALIES.

ESSENTIAL CHARACTER.—*Flowers* 2, naked, enclosed in a spatha. *Male: Stamens* definite. *Female: Ovarium* 1-celled, with 1 or more erect ovules; *style* short; *stigma* simple. *Fruit* membranous or capsular, not opening, 1- or more-seeded. *Seeds* with a fungous testa, and a thickened indurated foramen; *embryo* either in the axis of fleshy albumen, and having a lateral cleft for the emission of the plumule, or at the apex of the nucleus.—*Floating* plants, with very cellular, lenticular, or lobed stems and leaves confounded. *Flowers* appearing from the margin of the stems.

AFFINITIES. These are plants of a still simpler organisation than Fluviales, like them apparently destitute of spiral vessels, and not producing any separate stem or leaves, but a body formed out of both, from within the substance of which proceeds a membranous spathe containing one naked male and one naked female flower; a stem and two flowers thus constituting the whole of the plant. But if an abstraction be made of the simplicity of this structure, and the organisation be considered as if it belonged to plants of a more highly developed character, it will be found that these are really nothing but Aroideæ, the spadix of which is reduced to two flowers of different sexes. But while the accuracy of this view of the nature of Pistiaceæ is not likely to be questioned, it must be borne in mind that this very reduction of parts is inconsistent with the notion of Aroideæ, properly so called; and hence the necessity of constituting a particular order. I find from an examination of seeds of Pistia, most kindly procured from India for me by Dr. Wallich, that the embryo is a minute body lying at the apex of the albumen; in Lemna it occupies the axis; in both there is a fungous testa, with a remarkable induration of the foramen of the secundine. The embryo of Pistia is very minute, and perhaps solid; but in Lemna there is the slit on one side for the emission of the plumula, just as in Aroideæ. In Dr. Hooker's *Botanical Miscellany*, part 2, is an account of the germination of Lemna, by Mr. Wilson of Warrington, which is worth consulting. Agardh refers Lemna to Urticææ, and places Nepenthes here.

GEOGRAPHY. Lemna inhabits the ditches of the cooler parts of the world; Pistia the tropics.

PROPERTIES. Pistia Stratiotes grows in water-tanks in Jamaica, where, according to P. Browne, it is acrid, and in hot dry weather impregnates the water with its particles to such a degree as to give rise to the bloody flux. *Hist. of Jam.* 330. A decoction of the same plant is considered by the Hindoostanees as cooling and demulcent, and they prescribe it in cases of dysuria. The leaves are also made into a poultice for the piles. *Ainslie.*

EXAMPLES. Pistia, Lemna.

TRIBE II. GLUMACEÆ.

THESE are distinctly characterised by the want of a true perianthium, in the room of which the floral envelopes are formed by imbricated bractææ. The paleæ of Grasses approach the nature of a calyx; but as they do not originate from the same plane, they cannot, practically, be confounded with a calyx, however near such an organ they may, upon theoretical principles, be considered to approach. The same may be said of the hypogynous setæ of Cyperacææ, which, although probably of the nature of a perianthium, exist in so rudimentary a state as not to form a real exception to the character of Glumacææ. Restiacææ and Palms connect Petaloideous Monocotyledons with Glumacææ; the former by approaching Cyperacææ, the latter Grasses.

LIST OF THE ORDERS.

261. Graminææ.

|

262. Cyperacææ.

CCLXI. GRAMINEÆ. THE GRASS TRIBE.

GRAMINA, *Juss. Gen.* 28. (1789). — GRAMINEÆ, *R. Brown Prodr.* 168. (1810); *Palisot de Beauv. Agrostog.* (1812); *Kunth in Mém. Mus.* 2. 62. (1815); *Id. in N. G. et Sp. Humb. et Bonpl.* 1. 84. (1815); *Turpin in Mém. Mus.* 5. 426. (1819); *Trinius Fundam. Agrostol.* (1820); *Agardh Aphor.* 143. (1823); *Kunth Synops.* 1. 163. (1823); *Dumortier Agrost. Belg.* (1823); *Trinius Diss. de Gram. Univ. et Sesquif.* (1824); *De la Harpe in Ann. Sc.* 5. 335. 6. 21. (1825); *Ruspail in Ann. des Sc.* 4. 271. 422. 5. 287. 433. 6. 224. 384. (1825), 7. 335. (1826); *Link Hortus Botanicus,* 1. (1827); *Lindl. Synops.* 293. (1829); *Nees v. Esenbeck Agrostog. Brasil.* (1829.)

DIAGNOSIS. Glumaceous monocotyledons, with cylindrical stems, slit leaf-sheaths, and a lenticular embryo lying on the outside of the albumen, with a naked plumula.

ANOMALIES.

ESSENTIAL CHARACTER. — *Flowers* usually hermaphrodite, sometimes monœcious or polygamous; consisting of imbricated bractææ, of which the most exterior are called *glumes*, the interior immediately enclosing the stamens *paleæ*, and the innermost at the base of the ovarium *scales*. *Glumes* usually 2, alternate; sometimes single, most commonly unequal. *Paleæ* 2, alternate; the lower or exterior simple, the upper or interior composed of 2 united by their contiguous margins, and usually with 2 keels, together forming a kind of dislocated calyx. *Scales* 2 or 3, sometimes wanting; if 2, collateral, alternate with the paleæ, and next the lower of them; either distinct or united. *Stamens* hypogynous, 1, 2, 3, 4, 6, or more, 1 of which alternates with the 2 hypogynous scales, and is therefore next the lower palea; *anthers* versatile. *Ovarium* simple; *styles* 2, very rarely 1 or 3; *stigmas* feathery or hairy. *Pericarpium* usually undistinguishable from the seed, membranous. *Albumen* farinaceous; *embryo* lying on one side of the albumen at the base, lenticular, with a broad cotyledon and a developed plumula; and occasionally, but very rarely, with a second cotyledon on the outside of the plumula, and alternate with the usual cotyledon. — *Rhizoma* fibrous or bulbous. *Culmus* cylindrical, fistular, closed at the joints, covered with a coat of silex. *Leaves* alternate, with a split sheath. *Flowers* in little spikes called *locustæ*, arranged in a spiked, racemed, or paniced manner.

AFFINITIES. This family is one which offers more singularities in its

organisation than any other among flowering plants, and is perhaps that of which the organisation is to this day least understood, although it is among the most common and the most completely known, and is one in which, formerly, botanists the least suspected anomalies of organisation to exist. They found calyx and corolla and nectaries here with the same facility as they found them in a *Ranunculus*; and yet it may be doubted whether such organs exist in any one genus of Grasses.

Before I advert to the affinities of this tribe, it is indispensable that the real nature of this organisation should be understood. I shall therefore, without occupying myself with the views of Linnæus and his school, first cite Mr. Robert Brown's account of their structure, and then proceed to offer some observations upon the views that other botanists have taken of the subject.

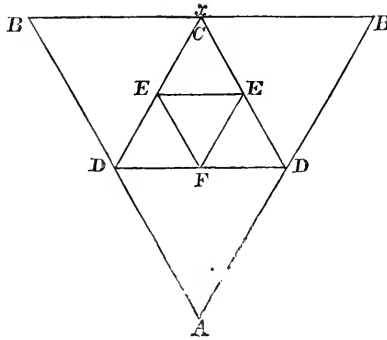
Mr. Brown's statement is this:—

“The natural or most common structure of Gramineæ is to have their sexual organs surrounded by two floral envelopes, each of which usually consists of two distinct valves; but both of these envelopes are, in many genera of the order, subject to various degrees of imperfection or even suppression of their parts. The outer envelope, or gluma of Jussieu, in most cases containing several flowers with distinct and often distant insertions on a common receptacle, can only be considered as analogous to the bracteæ or involucre of other plants. The tendency to suppression in this envelope appears to be greater in the exterior or lower valve; so that a gluma consisting of one valve may, in all cases, be considered as deprived of its outer or inferior valve. In certain genera with a simple spike, as *Lolium* and *Lepurus*, this is clearly proved by the structure of the terminal flower or spicula, which retains the natural number of parts; and in other genera not admitting of this direct proof, the fact is established by a series of species shewing its gradual obliteration, as in those species of *Panicum* which connect that genus with *Paspalum*. On the other hand, in the inner envelope, or calyx of Jussieu, obliteration first takes place in the inner or upper valve; but this valve having, instead of one central nerve, two nerves equidistant from its axis, I consider it as composed of two confluent valves, analogous to what takes place in the calyx and corolla of many irregular flowers of other classes; and this confluence may be regarded as the first step towards its obliteration, which is complete in many species of *Panicum*, in *Andropogon*, *Pappophorum*, *Alopecurus*, *Trichodium*, and several other genera. With respect to the nature of this inner or proper envelope of Grasses, it may be observed, that the view of its structure now given, in reducing its parts to the usual ternary division of Monocotyledones, affords an additional argument for considering it as the real perianthium. This argument, however, is not conclusive, for a similar confluence takes place between the two inner lateral bracteæ of the greater part of *Irideæ*; and with these, in the relative insertion of its valves, the proper envelope of Grasses may be supposed much better to accord than with a genuine perianthium. If, therefore, this inner envelope of Grasses be regarded as consisting merely of bracteæ, the real perianthium of the order must be looked for in those minute scales, which, in the greater part of its genera are found immediately surrounding the sexual organs. These scales are, in most cases, only two in number, and placed collaterally within the inferior valve of the proper envelope. In their real insertion, however, they alternate with the valves of this envelope, as is obviously the case in *Ehrharta* and certain other genera; and their collateral approximation may be considered as a tendency to that confluence which uniformly exists in the parts composing the upper valve of the proper envelope, and which takes place also between these two squamæ themselves, in some

genera, as *Glyceria* and *Melica*. In certain other genera, as *Bambusa* and *Stipa*, a third squamula exists, which is placed opposite to the axis of the upper valve of the proper envelope, or, to speak in conformity with the view already taken of the structure of this valve, opposite to the junction of its two component parts. With these squamæ the stamina in triandrous Grasses alternate, and they are consequently opposite to the parts of the proper envelope; that is, one stamen is opposed to the axis of its lower or outer valve, and the two others are placed opposite to the two nerves of the upper valve. Hence, if the inner envelope be considered as consisting of bracteæ, and the hypogynous squamæ as forming the perianthium, it seems to follow, from the relation these parts have to the axis of inflorescence, that the outer series of this perianthium is wanting, while its corresponding stamina exist, and that the whole or part of the inner series is produced while its corresponding stamina are generally wanting. This may, no doubt, actually be the case; but as it would be, at least, contrary to every analogy in Monocotyledonous plants, it becomes in a certain degree probable that the inner or proper envelope of Grasses, the calyx of Jussieu, notwithstanding the obliquity in the insertion of its valves, forms in reality the outer series of the true perianthium, whose inner series consists of the minute scales, never more than three in number, and in which an irregularity in some degree analogous to that of the outer series generally exists. It is necessary to be aware of the tendency to suppression existing, as it were, in opposite directions in the two floral envelopes of Grasses, to comprehend the real structure of many irregular genera of the order, and also to understand the limits of the two great tribes into which I have proposed to subdivide it. One of these tribes, which may be called *Panicææ*, comprehends *Ischæmum*, *Holcus*, *Andropogon*, *Anthistiria*, *Saccharum*, *Cenchrus*, *Isachne*, *Panicum*, *Paspalum*, *Reimaria*, *Anthenantia*, *Monachne*, *Lappago*, and several other nearly related genera; and its essential character consists in having always a locusta of two flowers, of which the lower or outer is uniformly imperfect, being either male or neuter, and then not unfrequently reduced to a single valve. *Ischæmum* and *Isachne* are examples of this tribe in its most perfect form, from which *Anthenantia*, *Paspalum*, and *Reimaria*, most remarkably deviate, in consequence of the suppression of certain parts: thus *Anthenantia* (which is not correctly described by Palisot de Beauvois) differs from those species of *Panicum* that have the lower flower neuter and bivalvular, in being deprived of the outer valve of its gluma; *Paspalum* differs from *Anthenantia* in the want of the inner valve of its neuter flower, and from those species of *Panicum* whose outer flower is univalvular, in the want of the outer valve of its gluma; and *Reimaria* differs from *Paspalum* in being entirely deprived of its gluma. That this is the real structure of these genera may be proved by a series of species connecting them with each other, and *Panicum* with *Paspalum*. The second tribe, which may be called *Poacææ*, is more numerous than *Panicææ*, and comprehends the greater part of the European genera, as well as certain less extensive genera peculiar to the equinoctial countries; it extends also to the highest latitudes in which Phænogamous plants have been found; but its maximum appears to be in the temperate climates, considerably beyond the tropics. The locusta in this tribe may consist of 1, 2, or of many flowers; and the 2-flowered genera are distinguished from *Panicææ* by the outer or lower flower being always perfect, the tendency to imperfection in the locusta existing in opposite directions in the two tribes. In conformity with this tendency in *Poacææ*, the outer valve of the perianthium in the single-flowered genera is placed within that of the gluma, and in the many-flowered locusta the upper flowers are frequently imperfect. There are, however, some exceptions to this order of suppression, especially

in *Arundo Phragmites*, *Campulosus*, and some other genera, in which the outer flower is also imperfect; but as all of these have more than two flowers in their locusta, they are still readily distinguished from *Panicææ*." *Brown in Flinders*, 580.

According to this view, in a locusta of several florets, the scales at its base, or glumes, are bractææ, and each floret consists of a calyx formed of one sepal remote from the rachis, and two cohering by their margins and next the rachis; the little hypogynous scales are the rudiments of two petals, and the stamens alternate with these in the normal manner. This may be rendered more clear by the following diagram,



in which the triangle A B B represents the outer series, or paleæ, or calyx, A being the inferior valve, and B B the superior, formed of two sepals united by their contiguous margins at *x*. If the triangle C D D be understood to represent the next series, the position of the parts will be at the three angles; and in reality the two scales that are usually developed do occupy the places D D; while the third, whenever it is superadded, is stationed at C. The triangle E E F indicates by its angles the normal position of the first series of stamens, which are actually so situated, the stamen F which is opposite the sepal A alternating with the rudimentary petals D D.

The principal objection to this is, that the parts of the supposed calyx or paleæ are not inserted upon the same plane, or truly verticillate, and consequently do not answer exactly to what is required in a floral envelope; and it is on this account that M. Turpin rejects Mr. Brown's opinion, giving the paleæ the name of *spathelle*, and considering them bractææ of a second order. But after all, this is a question of words rather than of facts; for what are sepals but bractææ of a second order? and what difficulty is there in identifying bractææ having the near approach to a verticillate state, and the perfect symmetry of position that those of Grasses possess, with a kind of dislocated calyx?

I know, however, from conversation with my friend M. Kunth, that he entertains a different view of the nature of the floral envelopes, considering the hypogynous scales to be analogous to the ligula, and the normal state of Grasses to be hexandrous; but as I unfortunately cannot discover the place in which he has explained this theory more fully, I refrain from dwelling upon it.

M. Raspail, in a memoir upon the structure of Gramineæ, hazards a strange theory, that the midrib of the bractææ of Grasses is an axis of development in cohesion with the bractææ, and that when it separates, as in *Phleum*, *Bromus*, or *Corynephorus*, it is attempting to revert to

the functions of ulterior development, for which it is more especially destined. Among other things he states (*Ann. des Sc.* 4. 276. E.) that he should not be surprised one day to find some Grass in which the midrib of the lower palea actually became a new axis bearing other florets. I mention this for the sake of remarking that such a case is known, without however admitting that it is any confirmation of M. Raspail's views, which are at direct variance with the laws of vegetable development, for reasons which are so obvious, as to render it altogether unnecessary to give them here. I have a monstrous Wheat, specimens of which I communicated in 1830 to M. Kunth and others, in which the midrib of the lower palea actually becomes saccate towards the apex, *bearing an imperfect floret, with stamens, ovarium, and hypogynous scales, in its cavity.* What we know of the tendency to special development of buds in the margins of leaves, and, from Ferns and the observations of M. Turpin, in the whole substance of certain monocotyledonous leaves, there is nothing in this fact to excite surprise or to give rise to new theories; but it is worth mentioning as the only instance upon record of a flower-bud with sexual apparatus being developed under such circumstances.

The embryo is here described in conformity with the views that are most commonly taken of its nature; that is to say, it is considered to consist of a dilated lenticular cotyledon applied to the albumen on one side, and bearing a naked plumula on the other side, next the testa. It is proper, however, to remark, that the opinion of the late M. Richard, that the part commonly called cotyledon is a peculiar process, and that the plumula is a body contained within the apparent plumula, has been lately adopted by Professor Nees v. Esenbeck, in his *Agrostologia Brasiliensis*, but with some difference. Richard considered the cotyledon to be a part of the radicle, to which he gave the name of macropodal, in consequence of its great supposed enlargement in Grasses and some other families; Nees v. Esenbeck, on the contrary, seems to entertain the opinion that this cotyledon is a special organ, for which he retains Richard's name of hypoblastus, although he does not adopt the view that botanist took of its nature. But I think if we consider the improbability of any special organ being provided for Grasses, which is not found elsewhere, and if we consider how nearly alike are the embryos of Grasses and certain Aroideæ, in which the plumula lies within a cleft of the cotyledon, it is impossible to doubt the identity of the hypoblastus of Richard and Nees v. Esenbeck, and the cotyledons of other Monocotyledons. Indeed, the latter himself appears, in one place, to hesitate about the accuracy of distinguishing them, when he says (p. 9), "Tum vero hypoblastus pars quædam habenda est cotyledoni analogâ, magisque ad interiora seminis quam ad externam coreuli evolutionem spectans."

The structure of the stem of Grasses is so much at variance, apparently, with that of other Endogenous plants, as to have led Professor Agardh to remark, that it is the least monocotyledonous of all Monocotyledonous plants. It is probable, however, that its peculiarity does not depend so much upon any specific deviation from the ordinary laws of growth in Endogenæ, as upon a separation of the parts at an early period of their growth. The stem of a Grass, it must be remembered, exists in two different states, — that of the rhizoma, and of the culm: the rhizoma, which is the true trunk; and the culm, which may be considered ramifications of it. The rhizoma grows slowly, and differs in no respect from the stem of other Monocotyledons, as is evident in that of the Bamboo. The culm, on the contrary, which grows with great rapidity, is fistular, with a compact impervious diaphragm at each articulation; a fact which must be familiar to every one who has examined

a straw or the joint of a Bamboo. In the beginning, when this culm was first developed, it was a solid body like the rhizoma, only infinitely smaller; but in consequence of the great rapidity of its development, the cellular tissue forms more slowly than the woody vascular bundles which it connects, and in consequence a separation takes place between the latter and the former, except at the articulations, where, by the action of the leaves and their axillary buds, is formed a plexus of vessels, which grows as rapidly as the culm distends, and therefore never separates in the centre. Something analogous to this occurs in the flowering stem of the common Onion among Monocotyledons, and in Umbelliferæ among Dicotyledons.

The strict relation that exists between Palms and Grasses has been already adverted to in speaking of the former order: hence Nees considers Grasses to be a sort of Palms of a lower grade. In reality, the habit of the *Calamus* and *Bambusa* genera is nearly alike; the inflorescence of Grasses may be considered to be the same as that of Palms, the floral envelopes of the latter taken away, and only their bractæ remaining; and, finally, their leaves are formed upon exactly the same plan, with this difference only, that those of Grasses are undivided. With *Cyperaceæ*, however, it is that Grasses are most properly to be compared: while a manifest tendency, at least to the degree of verticillation requisite to constitute a calyx, evidently takes place in the paleæ of Grasses, *Cyperaceæ* are destitute of all trace of such a tendency, unless the opposite connate glumes of the female flowers of *Carex*, or the hypogynous scales of certain *Schænus*' and others, be considered an approach to the production of a perianthium. For this reason, Grasses are to be considered plants in a higher state of evolution than *Cyperaceæ*. Independently of this difference, the orders are readily known by the stems of Grasses being round, those of *Cyperaceæ* angular; the leaves of Grasses having a ligula at the apex of their sheath, which is split, while the sheath of *Cyperaceæ* is not split, and is destitute of this ligula; and, finally, the embryo of the two is at variance both in structure and position. With *Asphodeleæ* their relationship consists in nothing more than the tendency to branch which is observable in part of that order.

GEOGRAPHY. As nothing can be uninteresting which is connected with the habits of a tribe of such vast importance to man, I extract the following account of the geographical distribution of Grasses by Schouw, from Professor Jameson's *Philosophical Journal for April 1825*:—

“The family is very numerous: Persoon's *Synopsis* contains 812 species, 1-26th part of all the plants therein enumerated. In the system of Rømer and Schultes there are 1800; and, since this work, were it brought to a conclusion, would probably contain 40,000 in all, it may be assumed that the Grasses form a 22d part. It is more than probable, however, that in future the Grasses will increase in a larger ratio than the other phænerogamic plants, and that perhaps the just proportion will be as 1 to 20, or as 1 to 16. Greater still will be their proportion to vegetation in general, when the number of individuals is taken into account; for, in this respect, the greater number, nay, perhaps the whole, of the other classes are inferior.

“With regard to *locality* in such a large family, very little can be advanced. Among the Grasses there are both land and water, but no marine, plants. They occur in every soil, in society with others, and alone; the last to such a degree as entirely to occupy considerable districts. Sand appears to be less favourable to this class; but even this has species nearly peculiar to itself.

“The *diffusion* of this family has almost no other limits than those of the whole vegetable kingdom. Grasses occur under the equator; and *Agrostis algida* was one of the few plants which Phipps met with on Spitzbergen.

On the mountains of the south of Europe, *Poa disticha* and other Grasses ascend almost to the snow-line; and, on the Andes, this is also the case with *Poa malulensis* and *dactyloides*, *Deyeuxia rigida* and *Festuca dasyantha*.

“ The *distribution* is of greater importance. As to the chief groups and species, their distribution will not attain a real interest until we shall be in possession of a perfect natural classification; for in this respect we are still, in my opinion, far behind. The division of Beauvois appears to me too artificial, and in that of Brown the groups *Panicææ* and *Poacææ* are too large. The best, perhaps, is that of Kunth, according to which the Grasses are arranged under ten groups. In respect of latitude, the relation of the Grasses, in the system of Rœmer and Schultes, in the hot and temperate zone, is the following:—

GRASSES.	No. of Species.		Proportion of the Species to the whole of the Grasses.	
	Tor. Zone.	Temp. Zone.	Tor. Zone.	Temp. Zone.
Panicææ.....	303	103	$\frac{1}{2} - \frac{1}{3}$	$\frac{1}{9}$
Stipacææ.....	40	58	$\frac{1}{20}$	$\frac{1}{20}$
Agrostidææ.....	58	220	$\frac{1}{14}$	$\frac{1}{5}$
Bromææ.....	133	554	$\frac{1}{6}$	$\frac{1}{2}$
Chloridææ.....	78	30	$\frac{1}{10}$	$\frac{1}{40}$
Hordeacææ.....	33	101	$\frac{1}{23}$	$\frac{1}{12}$
Saccharinææ.....	120	65	$\frac{1}{7}$	$\frac{1}{8}$
Oryzææ.....	10	9	$\frac{1}{32}$	$\frac{1}{33}$
Olyrææ.....	18	4	$\frac{1}{40}$	$\frac{1}{300}$
Bambusacææ.....	6	3	$\frac{1}{137}$	$\frac{1}{400}$

“ Hence it follows that not one of these groups belongs exclusively to either the one or the other zone, but that, on account of the proportionally greater number, the *Panicææ*, *Chloridææ*, *Saccharinææ*, *Oryzææ*, *Olyrææ*, and *Bambusacææ*, may be regarded as tropical, and *Agrostidææ*, *Bromææ*, and *Hordeacææ*, as extra-tropical forms; and that there is, consequently, a considerable contrast between the former of these two zones. On the contrary, the difference between the various continents and degrees of longitude is inconsiderable. Neither in the torrid nor temperate zones has any group in the continent a perceptible preponderance over another. The result also appears to be the same, on comparing the two hemispheres: we know, however, too little of the southern to state this precisely. In respect of elevation, the distribution, according to the degrees of latitude, is very similar; for, in the mountains of South America, the proportions of the larger groups are:—

	0-200 Toises.	200-1100 Toises.	1100-1600 Toises.	Above 1600 Toises.
Panicææ	39	33	12	1
Agrostidææ	6	10	23	2
Bromææ	7	7	37	8
Saccharinææ	16	20	20	2

“ Between the genera the contrast is naturally greater, and manifests itself not only according to latitude, but also longitude. Thus, in the torrid zone, the genus *Paspalus* has a decided preponderance in the New World. Most of the genera, however, especially the larger, for example, *Panicum*, *Andropogon*, *Chloris*, are every where nearly equal, those that are peculiar being generally not at all numerous. The generic difference between North America and the temperate regions of the European continent is very small. In North America, however, a greater number of tropical forms appears. Between the two temperate zones also the distinction seems to be by no means considerable. Of 36 genera from the Cape, 30 occur in the temperate zone of the northern hemisphere, while, in other families, southern Africa has many peculiar to itself. In the extra-tropical part of New Holland the greater number of genera is found also in the north (about 2-3ds); and this appears to be still more the case in the southern parts of South America, as well as New Zealand. One of the most extensively distributed genera is *Poa*. It is found almost over the whole earth; and, although it reaches its maximum in the temperate, has also many species in the torrid zone.

“ What has been said of the decided influence of the degrees of latitude on groups and genera, holds also of the *habitus* of vegetation in general. The greatest differences between tropical and extra-tropical Grasses appear to be the following:—

“ 1. The tropical Grasses acquire a much greater height, and occasionally assume the appearance of trees. Some species of *Bambusa* are from 50 to 60 feet high.

“ 2. The leaves of the tropical Grasses are broader, and approach more in form to those of the other families of plants. Of this the genus *Paspalus* affords many examples.

“ 3. Separate sexes are more frequent in the tropical Grasses. *Zea*, *Sorghum*, *Andropogon*, *Olyra*, *Anthistiria*, *Ischæmum*, *Ægilops*, and many other genera, which only occur in the torrid zone, and are there found in perfection, are monoecious, or polygamous. *Holcus* is perhaps the only extra-tropical genus with separate sexes.

“ 4. The flowers are softer, more downy, and elegant.

“ 5. The extra-tropical Grasses, on the contrary, far surpass the tropical in respect of the number of individuals. That compact grassy turf, which, especially in the colder parts of the temperate zones, in spring and summer, composes the green meadows and pastures, is almost entirely wanting in the torrid zone. The Grasses there do not grow crowded together, but, like other plants, more dispersed. Even in the southern parts of Europe, the assimilation to the warmer regions, in this respect, is by no means inconsiderable. *Arundo donax*, by its height, reminds us of the Bamboo;

Saccharum Ravennæ, S. Teneriffæ, Imperata arundinacea, Lagurus ovatus, Lygeum spartum, and the species of Stipa, by their soft, downy, elegant flowers; and the species of Andropogon, Ægilops, &c. by separate sexes, exhibit tropical qualities. The Grasses are also less gregarious, and meadows seldomer occur, in the south than in the north of Europe.

“As to what relates to the distribution of individuals, the generality of species are social plants.

“Lastly,—Do we wish to know how this family is distributed, in respect of the number of species, and where they reach their maxima and minima? The following materials may supply, not indeed either a complete or faithful representation, because the Grasses are not treated of by botanists or travellers in general with the same care as the other families; but they will at least give some hints towards effecting that object. In Persoon's *Synopsis*, the Grasses of the torrid zone form 1-25th, and those of the temperate zone 1-22d of the whole vegetation; but when it is considered that the Grasses of the former have been less investigated than the European, the quotient would be nearly alike in both zones. In the systems of Römer and Schultes, tropical are to the European Grasses as 2 to 3; but this, from a probable conjecture, is also the proportion of all tropical and extra-tropical plants. In Persoon's *Synopsis* it is as 1 to 2; and since the publication of that work, the knowledge of tropical has been enlarged in a greater proportion than that of extra-tropical plants. Although, however, the quotients in the torrid and temperate zones may be nearly equal upon the whole, when taken in subdivisions there will be an inequality. In the warm regions of South America, the Grasses, under 200 toises elevation, form from 1-15th to 1-16th of the whole; in the West Indies 1-17th; on the river Essequibo, in Guyana, 1-12th to 1-15th; on the river Congo 1-12th to 1-13th; in Guyana 1-10th; (in the three last the local circumstances are peculiarly favourable for the Grasses); in the East Indies, according to Brown, 1-12th; in Arabia 1-15th; and in tropical New Holland 1-10th to 1-11th. Now, attending to the circumstance, that tropical are scarcely so well known as other phænogamic plants, it is not improbable that the true quotient for the torrid zone is 1-10th to 1-12th. In the warmer parts of the temperate zone the Grasses appear to form a smaller proportion of the vegetation; for, in the extra-tropical parts of New Holland, they form from 1-24th to 1-25th, at the Cape 1-35th, in Greece 1-15th to 1-16th, in the Canary Islands 1-12th to 1-13th, in the Crimea and Caucasus 1-14th to 1-15th, in Naples 1-11th to 1-12th, in France 1-13th, and in Egypt (where, however, the circumstances are peculiarly favourable) 1-8th. Farther north the relative numbers seem to rise somewhat higher; in Germany 1-13th, in Great Britain 1-11th to 1-12th, in Denmark 1-10th to 1-11th, in Scandinavia 1-10th to 1-11th, in Kamchatka 1-7th to 1-8th, Lapland 1-10th, Iceland 1-8th to 1-9th, Greenland 1-8th to 1-9th, and in North America, according to Pursh, 1-14th to 1-15th. We may assume, perhaps, as a medium for the warmer parts of the temperate zone, 1-12th to 1-14th; for the colder, together with the polar regions, 1-8th to 1-10th. That almost in every Flora the quotient is considerably higher than in the works of Persoon, and of Römer and Schultes, affords another proof, that, in the rule, the distribution of the Grasses is more extensive than that of the other phænogamic plants.

“In southern Europe the number of the Grasses seems to diminish according to the elevation, for in the Alpine Flora they are only 1-18th. Their distribution according to elevation does not, therefore, accord with that of the latitude; in South America the agreement is greater, for the relative numbers are, 0 to 200 toises, 1-15th to 1-16th; 200 to 1100

toises, 1-15th to 1-16th; 1100 to 1600 toises, 1-11th; above 1600 toises, 1-14th.

“ A detailed representation of the distribution of the cultivated Gramina would certainly be very interesting. Here we must restrict ourselves to a short and general outline. We shall endeavour to specify those Gramina which are the prevailing ones in the large zones and continents, mentioning, in passing, those plants of other families which either supply the place of, or are associated with, the different kinds of grain, as the chief article of food. This distribution is determined, not merely by climate, but depends on the civilisation, industry, and traffic of the people, and often on historical events.

“ Within the northern polar circle, agriculture is found only in a few places. In Siberia grain reaches at the utmost only to 60° , in the eastern parts scarcely above 55° , and in Kamchatka there is no agriculture even in the most southern parts (51°). The polar limit of agriculture on the north-west coast of America appears to be somewhat higher; for, in the more southern Russian possessions (57° to 58°), barley and rye come to maturity. On the east coast of America it is scarcely above 50° to 52° . Only in Europe, namely, in Lapland, does the polar limit reach an unusually high latitude (70°). Beyond this, dried fish, and here and there potatoes, supply the place of grain.

“ The grains which extend farthest to the north in Europe are barley and oats. These, which in the milder climates are not used for bread, afford to the inhabitants of the northern parts of Norway and Sweden, of a part of Siberia and Scotland, their chief vegetable nourishment.

“ Rye is the next which becomes associated with these. This is the prevailing grain in a great part of the northern temperate zone, namely, in the south of Sweden and Norway, Denmark, and in all the lands bordering on the Baltic; the north of Germany, and part of Siberia. In the latter, another very nutritious grain, buck-wheat, is very frequently cultivated. In the zone where rye prevails, wheat is also generally to be found; barley being here chiefly cultivated for the manufacture of beer, and oats supplying food for the horses.

“ To these there follows a zone in Europe and western Asia, where rye disappears, and wheat almost exclusively furnishes bread. The middle, or the south of France, England, part of Scotland, a part of Germany, Hungary, the Crimea and Caucasus, as also the lands of middle Asia, where agriculture is followed, belong to this zone. Here the vine is also found; wine supplants the use of beer; and barley is consequently less raised.

“ Next comes a district where wheat still abounds, but no longer exclusively furnishes bread, rice and maize becoming frequent. To this zone belong Portugal, Spain, part of France on the Mediterranean, Italy, and Greece; further, the countries of the East, Persia, northern India, Arabia, Egypt, Nubia, Barbary, and the Canary Islands; in these latter countries, however, the culture of maize or rice, towards the south, is always more considerable, and in some of them several kinds of Sorghum (*Doura*) and *Poa Abyssinica* come to be added. In both these regions of wheat, rye only occurs at a considerable elevation; oats, however, more seldom, and at last entirely disappear; barley affording food for horses and mules.

“ In the eastern parts of the temperate zone of the Old Continent, in China and Japan, our northern kinds of grain are very unfrequent, and rice is found to predominate. The cause of this difference between the east and the west of the Old Continent appears to be in the manners and peculiarities of the people. In North America, wheat and rye grow as in Europe, but more sparingly. Maize is more reared in the Western than in the Old

Continent, and rice predominates in the southern provinces of the United States.

“ In the torrid zone, maize predominates in America, rice in Asia, and both these grains in nearly equal quantity in Africa. The cause of this distribution is, without doubt, historical; for Asia is the native country of rice, and America of maize. In some situations, especially in the neighbourhood of the tropics, wheat is also met with, but always subordinate to these other kinds of grain. Besides rice and maize, there are, in the torrid zone, several kinds of grain, as well as other plants, which supply the inhabitants with food, either used along with them, or entirely occupying their place. Such are, in the New Continent, Yams (*Dioscorea alata*), the Manihot (*Jatropha manihot*), and the Batatas (*Convolvulus batatas*), the root of which, and the fruit of the Pisang (Banana, *Musa*), furnish universal articles of food. In the same zone, in Africa, Doura (*Sorghum*), Pisang, Manihot, Yams, and *Arachis hypogæa*. In the East Indies, and on the Indian Islands, *Eleusine coracana*, *E. stricta*, *Panicum frumentaceum*; several Palms and Cycadææ, which produce the Sago; Pisang, Yams, Batatas, and the Bread-fruit (*Artocarpus incisa*). In the islands of the South Sea, grain of every kind disappears, its place being supplied by the Bread-fruit tree, the Pisang, and *Tacca pinnatifida*. In the tropical parts of New Holland there is no agriculture, the inhabitants living on the produce of the Sago, of various Palms, and some species of *Arum*.

“ In the high lands of South America there is a distribution similar to that of the degrees of latitude. Maize, indeed, grows to the height of 7200 feet above the level of the sea, but only predominates between 3000 and 6000 of elevation. Below 3000 feet it is associated with the Pisang, and the above-mentioned vegetables; while, from 6000 to 9260 feet, the European grains abound; wheat in the lower regions, and rye and barley in the higher; along with which *Chenopodium Quinoa*, as a nutritious plant, must also be enumerated. Potatoes alone are cultivated from 9260 to 12,300 feet.

“ To the south of the tropic of Capricorn, wherever agriculture is practised, considerable resemblance with the northern temperate zone may be observed. In the southern parts of Brazil, in Buenos Ayres, in Chile, at the Cape of Good Hope, and in the temperate zone of New Holland, wheat predominates; barley, however, and rye, make their appearance in the southernmost parts of these countries, and in Van Diemen's Land. In New Zealand the culture of wheat is said to have been tried with success; but the inhabitants avail themselves of the *Aerostichum furcatum* as the main article of sustenance.

“ Hence it appears, that, in respect of the predominating kinds of grain, the earth may be divided into five grand divisions, or kingdoms. The kingdom of Rice, of Maize, Wheat, and Rye, and lastly of Barley and Oats. The first three are the most extensive; the Maize has the greatest range of temperature; but Rice may be said to support the greatest number of the human race.”

PROPERTIES. The uses of this most important tribe of plants, for fodder, for food, and for clothing, require little illustration. The abundance of wholesome fecula contained in all their seeds renders them peculiarly well adapted for the sustenance of man; and if the Corn tribe only, such as Wheat, Barley, Oats, Maize, Rice, and Guinea Corn, are the kinds commonly employed, it is because of the large size of their seeds compared with those of other Grasses, for none are unwholesome in their natural state, with the single exception of *Lolium temulentum*, a common weed in many parts of England, the effects of which are undoubtedly deleterious, although perhaps much exaggerated. In this respect an approach seems to be naturally made to the

properties of half-putrid Wheat, which are known to be dangerous. The grain of Eleusine coracana is cultivated as corn, under the name of Natchenny, upon the Coromandel Coast. *Ainslie*, 1. 245. Independently of their nutritive fæcula, Grasses contain a large proportion of two other principles which deserve especial mention, viz. sugar and silex. The abundance of the former in the Sugar-cane is the cause of its extensive cultivation; but a large quantity exists in many other Grasses, some of which, such as *Holcus saccharatus*, have actually been grown as substitutes for the Sugar-cane in Italy; its presence in the nascent embryo of Barley is the cause of that grain being employed under the name of malt in the preparation of beer and of ardent spirits. Dr. Chisholm says, that the juice of the Sugar-cane is the best antidote to arsenic. *Ed. P. J.* 4. 221. That the cuticle of Grasses contains a large proportion of silex, is proved by its hardness, and by large masses of vitrified matter being found whenever a hay-stack or heap of corn is accidentally consumed by fire. In the joints of some Grasses a perfect siliceous deposit is found, particularly in a kind of jungle Grass mentioned in a letter from Dr. Moore to Dr. Kennedy of Edinburgh. *Ibid.* 2. 192. It is also said that Wheat-straw may be melted into a colourless glass with the blow-pipe, without any addition. Barley-straw melts into a glass of a topaz yellow colour. *Ibid.* 2. 194. The siliceous matter of the Bamboo is often secreted at the joints, where it forms the singular substance called tabasheer, of which see a very interesting account in Dr. Brewster's *Journal*, 8. 268. It was found by Dr. Turner that the tabasheer of India consisted of silica containing a minute quantity of lime and vegetable matter. A coarse soft paper, of excellent quality, is manufactured in India from the tissue of the Bamboo. A cooling drink is prepared in India from the roots of *Cynodon Dactylon*. *Ainslie*, 2. 27. The fragrance of some Grasses, such as *Anthoxanthum odoratum* and *Holcus odoratus*, depends, according to Vögel, upon the presence of Benzoic acid. *Ed. P. J.* 14. 170. Sulphur exists, in combination with different bases, in Wheat, Barley, Rye, Oats, Maize, Millet, and Rice. *Ibid.* 172. The *Arundo arenaria* is an invaluable species for keeping together the blowing sands of the sea-coast, by its creeping suckers and tough entangled roots. It is employed in the Hebrides for many economical purposes, being made into ropes for various uses, mats for pack-saddles, bags, hats, &c. *Ibid.* 6. 155. Some of the Reeds of Brazil, called Taquarussa, grow from 30 to 40 feet high, with a diameter of six inches; they form thorny impenetrable thickets, and are exceedingly grateful to hunters; for, on cutting off such a reed below the joint, the stem of the younger shoots is found to be full of a cool pleasant liquid, which immediately quenches the most burning thirst. *Pr. Max. Trav.* 81. The roasted leaves of *Andropogon Schænanthus* are used in India, in infusion, as an excellent stomachic. An essential oil of a pleasant taste is extracted from the leaves in the Moluccas; and the Javanese esteem the plant much as a mild aromatic and stimulant. *Ainslie*, 2. 58. This is the Grass oil of Nemauro, called in India Ivarancusa, and described in *Brewster's Journal*, 9. 333. Many others, such as *Andropogon citratus* and *nardus*, and *Anthoxanthum odoratum*, partake in the same qualities. The gluten of Wheat yields the two chemical principles called gliadine and zimome. *Ann. of Phil.* no. 89. p. 390. M. Decandolle truly remarks, that the dangerous effects of the ergot of Corn is no exception to the generally wholesome properties of the order, because in this the whole grain is in a state of disease. The ergot of Rye has been lately found to exercise a decidedly powerful stimulant effect upon the uterus, on which account it is now frequently and successfully employed by European practitioners in cases of difficult parturition. The ergot of Maize is, according to M. Roulin, very common in Colombia, and

the use of it is attended with a shedding of the hair, and even the teeth, of both man and beast. Mules fed on it lose their hoofs, and fowls lay eggs without shell. Its action upon the uterus is as powerful as that of the Rye ergot, or perhaps more so. *Ann. des Sc.* 19. 279. The country name of the Maize thus affected is Maïs peladero. The best fodder Grasses of Europe are usually dwarf species, or at least such as do not rise more than 3 or 4 feet above the ground, and of these the larger kinds are apt to become hard and wiry; the most esteemed are *Lolium perenne*, *Phleum*, and *Festuca pratense*, *Cynosurus cristatus*, and various species of *Poa* and dwarf *Festuca*, to which should be added *Anthoxanthum odoratum* for its fragrance. But the fodder Grasses of Brazil are of a far more gigantic stature, and perfectly tender and delicate. We learn from Nees von Esenbeck, that the Caapim de Angola of Brazil, *Panicum spectabile*, grows 6 or 7 feet high; while other equally gigantic species constitute the field crops on the banks of the Amazons.

EXAMPLES. It is no easy matter to decide upon the arrangement of Grasses which is most likely to be eventually adopted, when we find such men as Brown, Kunth, Palisot, Link, and Trinius, advocating different methods; and it would be quite beyond my purpose to give all of them here. Upon the whole, the following, which is that employed by Nees v. Esenbeck in his excellent account of the Grasses of Brazil, has the best prospect of becoming established among botanists:—

1. Paniceæ, *Kunth.* (*Panicum*, *Paspalus*, *Cenchrus*.)
2. Olyreæ, *Kunth.* (*Luziola*, *Pharus*, *Olyra*.)
3. Saccharineæ, *Kunth.* (*Saccharum*, *Andropogon*, *Anthistiria*.)
4. Stipeæ, *Kunth.* (*Stipa*, *Chætaria*.)
5. Agrostæ, *Kunth.* (*Phalaris*, *Vilfa*, *Agrostis*, *Spartina*.)
6. Chlorideæ, *Kunth.* (*Pappophorum*, *Chloris*, *Eleusine*.)
7. Hordeaceæ, *Kunth.* (*Lolium*, *Triticum*, *Secale*.)
8. Festuceæ, *Kunth.*
 - § 1. Avenaceæ, *Kunth.* (*Avena*.)
 - § 2. Arundinaceæ, *Kunth.* (*Arundo*, *Gynerium*.)
 - § 3. Festuceæ, *Kunth.* (*Cynosurus*, *Bromus*, *Poa*.)
9. Oryzeæ, *Kunth.* (*Leersia*, *Oryza*.)
10. Bambuseæ, *Kunth.*
 - § 1. Triglossæ, *Link.* (*Arundinaria*.)
 - § 2. Bambuseæ veræ, *Nees.* (*Bambusa*, *Streptochæta*.)

CCLXII. CYPERACEÆ. THE SEDGE TRIBE.

CYPEROIDEÆ, *Juss. Gen.* 26. (1789); *Link Hort. Botanic.* 1. (1827). — CYPERACEÆ, *R. Brown Prodr.* 212. (1810); *Lectiboudois Essai; Dec. and Duby*, 483. (1823); *Lindl. Synops.* 278. (1829.)

DIAGNOSIS. Glumaceous monocotyledons, with angular stems, entire leaf-sheaths, and an undivided embryo included within the albumen.

ANOMALIES. The glumes of *Carex* and *Urcinia* are united by their margins, so as to form an external covering to the pistillum.

ESSENTIAL CHARACTER. — *Flowers* hermaphrodite or unisexual, consisting of imbricated solitary bractæ, very rarely enclosing other opposite bractæ at right angles with the first, called *glumes*. *Perianthium* none, unless the glumes, when present, be so considered, or the hypogynous setæ. *Stamens* hypogynous, definite, 1, 2, 3, 4, 5, 6, 7, 10, 12; *anthers*

fixed by their base, entire, 2-celled. *Ovary* 1-seeded, often surrounded by bristles called hypogynous setæ, probably constituting the rudiments of a perianthium; *oculum* erect; *style* single, trifid, or bifid; *stigmas* undivided, occasionally bifid. *Nut* crustaceous or bony. *Albumen* of the same figure as the seed; *embryo* lenticular, undivided, enclosed within the base of the albumen; *plumula* inconspicuous.—*Roots* fibrous. *Stems* very often without joints, 3-cornered, or taper. *Leaves* with their sheaths entire. The lowermost bractæa often sterile.

AFFINITIES. These so nearly resemble the last tribe in appearance, that the one may be readily mistaken for the other by incurious persons; they are, however, essentially distinguished by many important points of structure. In the first place, their stems are solid and angular, not round and fistular; there is no diaphragm at the articulations; their flowers are destitute of any other covering than that afforded them by a single bractea, in the axilla of which they grow, with the exception of *Carex*, *Uncinia*, and *Diplacrum*, in which 2 opposite glumes are added; and, finally, the seed has its embryo lying in one end of the albumen, within which its cotyledonar extremity is enclosed, and not on the outside, as in Grasses; a very important fact, which it is the more necessary to point out, as Mr. Brown describes it (*Prodr.* 212) as lenticular and placed on the outside of the albumen. The additional glumes above adverted to form what Linnean botanists call the nectary or arillus! Mr. Brown mentions a case where these glumes, which he calls a capsular perianthium, included stamens instead of a pistillum. According to Turpin, rudiments of them sometimes appear in different species of *Mariscus*. The close affinity of *Cyperaceæ*, on the one hand, to Grasses, is sufficiently apparent; on the other, they approach *Juncææ* and *Restiaceæ*, in the glumaceous state of the perianthium, and in general habit. They are at once known from *Restiaceæ* by the sheaths of the leaves not being slit. The species are extremely difficult to determine, and the distinctive characters of the genera are unsatisfactory.*

GEOGRAPHY. Found in marshes, ditches, and running streams, in meadows and on heaths, in groves and forests, on the blowing sands of the sea-shore, on the tops of mountains, from the arctic to the antarctic circle, wherever Phænogamous vegetation can exist. Humboldt remarks, that in Lapland *Cyperaceæ* are equal to *Gramineæ*, but that thence, from the temperate zone to the equator, in the northern hemisphere, the proportion of *Cyperaceæ* to *Gramineæ* very much diminishes. As we approach the line, the character of the order also changes: *Carex*, *Scirpus*, *Schoenus*, and their allies, cease to form the principal mass of the order, the room of which is usurped by *Cyperus*, *Kyllinga*, *Mariscus*, and the like, genera comparatively unknown in northern regions, or at least not forming any marked feature in the vegetation. A few species are common to very different parts of the world, as *Scirpus triquetus* and *capitatus*, and *Fuirena umbellata*, to New Holland and South America, and several *Scirpuses* to Europe and the southern hemisphere.

PROPERTIES. While Grasses are celebrated for their nutritive qualities, and for the abundance of fæcula and sugar they contain, Sedges are little less remarkable for the frequent absence of those principles: hence they are scarcely eaten by cattle. The roots of *Carex arenaria*, *disticha*, and *hirta*, have diaphoretic and demulcent properties, on which account they are called German Sarsaparilla. Those of *Cyperuses* are succulent, and filled with a nutritive and agreeable mucilage. In *Cyperus longus* a bitter principle is

* It is to be hoped that much light will be thrown upon the subject by M. Prescott, of St. Petersburg, who has long been making these plants his especial study, and to whom all botanists who wish well to science ought to confide whatever materials they may be able to spare.

superadded, which gives its roots a tonic and stomachic quality. *Dec.* The tubers of *Cyperus rotundus* are said by General Hardwicke to be administered successfully in cases of cholera by Hindoo practitioners, who call the plant Mootha. Those of *C. perennis*, or Nagur-Mootha, are, when dried and pulverised, used by Indian ladies for scouring and perfuming their hair. *Trans. M. and P. Soc. Calc.* 2. 400. The root of *Cyperus odoratus* has a warm aromatic taste, and is given in India, in infusion, as a stomachic. *Ainslie*, 2. 58. *Cyperus Hydra* is said by Dr. Hamilton to be a pest to the sugar-cane plantations of the West India Islands, overrunning them and rendering them barren. The planters call it Nut Grass. *Prodr. Fl. Ind.* p. 13. The root of *Scleria lithosperma* is supposed, upon the Malabar coast, to have antinephritic virtues. *Ainslie*, 2. 121. The papyrus of the Egyptians was obtained from a plant of this order, *Cyperus Papyrus*. Various Scirpuses and similar plants are applied to domestic purposes, such as making the bottoms of chairs, the wicks of candles, the stuffing of cushions, &c.

EXAMPLES. M. Lestiboudois divides Cyperaceæ thus:—

- § 1. Scirpeæ. (Scirpus, Eriophorum.)
- § 2. Kobresieæ. (Elyna, Kobresia.)
- § 3. Cypereæ. (Cyperus, Kyllinga.)
- § 4. Chrysitriceæ. (Chorizandra, Chrysitrix.)

But this arrangement has little merit. M. Kunth uses the following:—

- § 1. True Cyperaceæ. (Cyperus, Kyllinga.)
- § 2. Scirpeæ. (Scirpus, Schœnus.)
- § 3. Sclerinaæ. (Scleria.)
- § 4. Caricinaæ. (Carex, Uncinia.)

CLASS II. CELLULARES, OR FLOWERLESS PLANTS.

ACOTYLEDONES, *Juss. Gen. 1.* (1789).—EXEMBRYONATÆ or ARHIZÆ, *Rich. Anal. du Fr.* (1808).—CELLULARES, *Dec. Fl. Fr. 1.* 68. (1815); *Lindl. Synops. p. 3.* (1829).—ACOTYLEDONEÆ and PSEUDOCOTYLEDONEÆ, *Agardh Aph. 72.* (1821).—AGAMÆ, CRYPTOGAMOUS or ÆTHEOGAMOUS PLANTS of authors; *Ad. Brongniart in Dict. Class. 5.* 155. (1824).—NEMEA, *Fries. Syst. Orb. Vcg. 1.* 30. (1825.)

ESSENTIAL CHARACTER.—Substance of the plant composed of cellular tissue chiefly, either in a spheroidal or elongated state; spiral vessels wholly absent; annular ducts present in some. *Cuticle* generally destitute of stomata. *Sexual organs*, and consequently *flowers*, absent. *Reproduction* taking place either by *sporules*, which are enclosed in particular cases called *thecæ*, or imbedded in the substance of the plant, or else by a mere dissolution of the utricles of cellular tissue; *germination* occurring at no fixed point, but upon any part of the surface of the sporules.

Such are the characters by which this class of the vegetable kingdom is distinguished from the last; characters of so marked a kind as to render it impossible to refer individuals of one to the other. The universal want of flowers, and of all kinds of sexual apparatus; the total absence of spiral vessels, the place of which is only occasionally supplied by annular ducts; and the non-existence of a true trunk (for the stipes of Ferns, composed only of the united bases of the leaves or fronds, is scarcely analogous to the trunk of Vascular plants); and, finally, the near approach in the most simple tribes, such as Arthrodictæ and Chaodineæ, to the nature of infusorial animalcules, are all facts, the accuracy of which is undisputed, and which have no parallel in flowering plants. It is true that sexual apparatus has been described by various authors in many of the tribes of Cellulares; but it is equally certain, that if such a provision for propagation ever exists, which is extremely doubtful, it is in a most imperfect state, and by no means analogous to what we call the sexes in Vasculares; and it is even conjectured that the simplest forms of Lichens, Fungi, and Algæ, are produced by a kind of equivocal generation, from a common form of matter having no inherent special tendency to control its mode of development, but appearing as a Lichen, Alga, or Fungus, according to the peculiar conditions of soil and atmosphere under which it is called into action. Upon this subject more will be said, in speaking of those orders hereafter.

Flowerless may be said to approach Flowering plants by Ferns, which have a certain relation to Cycadææ, by Lycopodineæ, which may be compared in many respects to Coniferæ, and by Equisetaceæ, which have a great external resemblance to Casuarina.

The subject of Cryptogamic botany is not less obscure than extensive; it is usually, among botanists, an object of separate attention, especially in the lower tribes; and I think I shall best consult the interest of readers of this work, by stating the opinions of those who have given the greatest attention to particular tribes, rather than by offering any thing novel myself. I trust, however, I may, without incurring the charge of presumption from those great cryptogamists whose lives have been devoted to the study of the subject, offer here and there a few remarks upon the analogy that exists

between the more anomalous forms of Cellulares and those of Flowering Plants: I venture to do this with the more confidence, because the truth of any opinions I may advance will have to be tried by the general laws of vegetable organisation, and upon principles which do not depend upon an extensive acquaintance with species.

We have seen that in Vascular plants the great divisions of Monocotyledons and Dicotyledons, or of Endogenous and Exogenous plants, have been satisfactorily established. In Cellulares attempts have been made to establish parallel divisions, but, I fear, without much success; these plants appearing to be analogous rather to one of the two divisions of Vasculares, than to comprehend within themselves groups of equally different organisation.

M. Decandolle refers Ferns and their immediate allies to Endogenous plants, and separates the remainder into *Foliaceæ*, or plants with leafy expansions, and *Aphyllæ*, or those destitute of leaves: but to the first of these there are grave objections; the second nearly corresponds with the arrangement here adopted.

Agardh, in 1821, divided them thus:—ACOTYLEDONEÆ, or leafless plants, with all the parts confluent, the colour not herbaceous, with no sexes, and propagated by sporidia. (Sporidium est corculum nudum, radiculâ, cotyledone, et hilo destitutum. *Aph.* 71.) PSEUDOCOTYLEDONEÆ, or leafy plants, the parts of which are sometimes confluent, the colour green, with an attempt at producing sexes, and propagated by sporules enclosed in capsules. (Spora est corculum perispermio (?) et membranâ simplici hilo destitutâ inclusum, germinatione cotyledonidium (analogon cotyledoni folium) explicans. *Ibid.* 71.) To Acotyledoneæ he refers only Fungi, Lichens, and Algæ, and comprehends the remainder in Pseudocotyledoneæ. This arrangement is undoubtedly natural, but it is liable to objection, on the ground, that although the two groups are distinct, yet it is extremely uncertain whether the characters assigned to each are founded upon accurate observation. For instance, the distinction drawn between their modes of reproduction or germination is altogether arbitrary. It is well known that Mosses and Confervæ are so similar when germinating, that young plants of the former have been described as belonging to the latter tribe (see Mr. Drummond's paper in the *Transactions of the Linnean Society*, 15. p. 20.); and yet one is said to increase by sporules, and the other by sporidia. The confluence of all the parts in Acotyledoneæ, and the separation of them in Pseudocotyledoneæ, will not distinguish them; witness *Marchantia*, *Riccia*, &c. in the latter, and such species as *Caulerpa hypnoides* in the former. Colour is a still less satisfactory difference: for example, what green have we in Mosses or Ferns, or other Pseudocotyledoneæ, more intense than in *Ulva* and numerous Algæ among Acotyledoneæ? As to a supposed tendency to development of sexes in one and not in the other, this may possibly be the case; but it is no character of the two groups; for what better proof have we of any such tendency existing in Lycopodiæ or Hepaticæ, than in Lichens.

Fries, in his *Plantæ Homonemæ*, adopts these divisions, but assigns them new names and characters. He calls the Acotyledoneæ of Agardh Homonemea, and the Pseudocotyledoneæ he terms Heteronemea, with the following characters:—HETERONEMEA. Germinating filaments, combining in a heterogeneous body, with some analogy to the difference of sexes. Tissue consisting of cellules regularly united. HOMONEMEA. Germinating filaments, either distinct or combining in a homogeneous body, with no trace of sexual differences. Tissue consisting of anomalous, somewhat filamentous cellules.—I scarcely know whether to consider these definitions more satis-

factory than those of Agardh; perhaps they are: but their fault is evidently that of being too hypothetical, and of not distinctly deciding the position of Hepaticæ.

Struck, perhaps, with this objection, M. Adolphe Brongniart has more recently proposed a triple division of Cellular plants, in the following manner:— I. Neither vessels nor foliaceous appendages; no trace of sexual organs; sporules contained in indehiscent capsules, or bursting irregularly, with no kind of proper integument. These answer to the Acotyledones of Agardh and the Homonemea of Fries. II. No vessels, but foliaceous appendages; sexual organs doubtful; sporules contained in great numbers in capsules that burst regularly, and having a proper integument. Ex. Hepaticæ and Mosses. III. Vessels present, and foliaceous appendages; sexual organs certainly existing in some; sporules contained in polyspermous and dehiscent, or monospermous indehiscent capsules. Ex. Ferns and their allies, with Chara.—To the definitions of these, several objections might be taken, particularly to all that part which relates to the supposed presence of sexual organs; but the divisions themselves appear less exceptionable than any others that have been proposed. They are therefore adopted here, with such an alteration of their definitions as will render them less open to criticism. They are in conformity with the view that has been taken of the subject by Nees v. Esenbeck, in his and Ebermaier's excellent *Medical Botany*, which only reached me after the whole of the preceding matter had been written.

FLOWERLESS plants may be considered to exist in three principal forms: first, those in which a distinct vascular system exists; secondly, those in which no vascular system exists, but which have a central axis of development; and thirdly, those which have neither a vascular system nor a central axis, but are mere homogeneous masses ramified irregularly. The two former have their reproductive bodies, or sporules, arranged in cases provided for their elaboration and ultimate dispersion; in the latter the sporules lie in the substance of the plant, and can only be disseminated by its destruction. These may be called *Fern-like*, *Moss-like*, and *Leafless Flowerless Plants*.

TRIBE I. FILICOIDEÆ, OR FERN-LIKE PLANTS.

ENDOGENÆ CRYPTOGAME, *Dec. Théor. Elém.* 249. (1829).—PSEUDOCOTYLEDONEÆ, Classes 2, 3, and 4; *Agardh Aph.* 103. (1822).—HETERONEMA, *Fries Syst. Orb. Veg.* 33. (1825), *in part.*—ACOTYLEDONES, Class 3; *Ad. Brongn. in Dict. Class.* 5. 159. (1824).—CRYPTOGAMICÆ, 3d Circle, *T. F. L. Nees v. Esenbeck and Ebermaier Handb. der Med. Bot.* 1. 18. (1830.)

DIAGNOSIS. Flowerless plants, with a stem having a vascular system and distinct leaves; their sporules having a proper integument, and contained in distinct axillary or dorsal thecæ.

This differs from the third class of M. Brongniart in the exclusion of Characæ, which are known to be destitute of a vascular system, and which more properly belong to the next section, connecting it with the third; as Marsileacæ unite the first and second. Von Esenbeck and Ebermaier also exclude this family, referring it to the third or leafless tribe.

LIST OF THE ORDERS.

263 Equisetacæ.
264 Filices.

265 Lycopodiacæ.
266 Marsileacæ.

CCLXIII. EQUISETACÆ. THE HORSE-TAIL TRIBE.

EQUISETACÆ, *Dec. Fl. Fr.* 2. 580. (1815); *Agardh Aph.* 119. (1822); *Kaulfuss Enum. Filicum*, 1. (1824); *Greville Flora Edin.* xiii. (1824); *Adolphe Brongniart Hist. Veg. Foss.* 99. (1828.)

DIAGNOSIS. Flowerless plants, with their sporules surrounded by elastic clavate filaments, and enclosed in thecæ arising from the scales of terminal cones. Vernation straight.

ANOMALIES.

ESSENTIAL CHARACTER.—*Leafless* branched plants, with a striated fistular stem, beneath the cuticle of which silex is secreted; the *articulations* separable, and surrounded by a membranous toothed sheath. *Reproductive organs* consisting of 1-valved thecæ bursting longitudinally, and arranged upon cuneate scales, which are collected into strobiliform heads; *sporules* surrounded by minute granules, and having at their base 4 elastic clavate filaments, twisted spirally round them when dry, but expanding when moistened.

AFFINITIES. The very remarkable plants known by the vulgar name of horsetails, seem to have no very decided affinity to any existing tribes. With Ferns their relation is far from obvious, depending almost entirely upon the want of sexes, and the presence of annular ducts without spiral vessels. In the arrangement and appearance of their reproductive organs they have a striking resemblance to *Zamia*, and in general aspect to *Casuarina*. Their germination is that of Cellular plants, and approaches nearly to Mosses. Upon the whole, they must be considered an exceedingly anomalous tribe, approaching Coniferæ through Cycadææ more closely than any thing else. The curious structure of their stem is well described by Ad. Brongniart in his *History of Fossil Vegetables*, as are, indeed, all the parts of their organisation; see Tables 11 and 12 of that work. This ingenious writer entertains the opinion that the green body, which is known to be the sporule, is a naked

ovulum, and the 4 swollen filaments that surround it 4 grains of pollen united in pairs to the base of the ovulum. It is probable that the nearest approach to the structure of sexual organs does take place here, and that, considering the analogy between the thecæ of *Equisetum* and the lobes of the anther of *Coniferæ*, and the filaments of the former and the quaternary grains of pollen of *Cycas*, the parallel drawn by M. Brongniart is just; but it must, at the same time, I think, be admitted, that it is very doubtful whether, in this order, the parts are any thing more than representatives of the sexual apparatus, without the power of performing its functions.

The germination of the sporules has been explained, both by Agardh and Bischoff. The former (*Aphor.* 120) describes it thus: From 3 to 14 days after they are sown, they send down a filiform, hyaline, somewhat clavate, simple root, and protrude a confervoid, cylindrical, obtuse, articulated, torulose thread, either 2-lobed (in *E. pratense*) at the apex, or simple (in *E. palustre*). Some days after, several branches grow out and are agglutinated together, forming a body resembling a bundle of confervoid threads, each of which pushes out its own root. The account of Bischoff (*Nov. Act. Acad. N. Cur.* 14. t. 44.) is not materially different: he finds the confervoid threads or numerous processes of cellular developement go on growing and combining, until a considerable cellular mass is formed; then this mode of developement ceases, and a young bud is created, which springs up in the form of the stem of the *Equisetum*, at once completely organised, with its air-cells, its central cavity, and its sheaths, the first of which is formed before the elongation of the stem, out of the original cellular matter.

GEOGRAPHY. From the researches of M. A. Brongniart, it appears indisputable that plants very nearly the same as these in their organisation formed part, and a considerable part too, of the original vegetation of the globe; not, however, puny species, such as those of our days, with feeble stems, scarcely ever exceeding 3 or 4 feet in height, but gigantic vegetables, many yards long. If, indeed, certain striated fossils of the coal fields should be referable to this family, it will be found that some of them must have been vast trees. In our days they are found in ditches and rivers in most parts of the world, within and without the tropics; they have not, however, been yet seen in New Holland.

PROPERTIES. None of importance in a medicinal point of view; they are said to be slightly astringent and stimulating, and have even been recommended as diuretics and emmenagogues; they are, however, not now employed. In economical purposes they are found highly useful, for polishing furniture and household utensils; a property which is due to the presence of a great quantity of siliceous matter below their cuticle. According to the observations of Dr. John of Berlin, they contain full 13 per cent of siliceous earth. *Ed. P. J.* 2. 394. The ashes have been found by chemists to contain half their weight of silica. *Jameson's Journal*, Jan. 1830, p. 101. The quantity of siliceous matter contained beneath the cuticle of *Equisetum hyemale* is so great, that Mr. Sivright succeeded in removing the vegetable matter and retaining the form. *Grev. Fl. Edin.* 214. On subjecting a portion of the cuticle of *Equisetum hyemale* to the analysis of polarised light under a high magnifying power, Dr. Brewster detected a beautiful arrangement of the siliceous particles, which are distributed in two lines parallel to the axis of the stem, and extending over the whole surface. The greater number of the particles form simple straight lines, but the rest are grouped into oval forms connected together like the jewels of a necklace, by a chain of particles forming a sort of curvilinear quadrangle, these rows of oval combinations being arranged in pairs. Many of those particles which form the straight lines do not exceed the 500th of an inch in diameter. Dr. Brewster also observed the remark-

able fact, that each particle has a regular axis of double refraction. In the straw and chaff of Wheat, Barley, Oats, and Rye, he noticed analogous phenomena; but the particles were arranged in a different manner, and displayed figures of singular beauty. From these data the doctor concludes that the crystalline portions of silex and other earths, which are found in vegetable tissues, are not foreign substances of accidental occurrence, but are integral parts of the plant itself, and probably perform some important function in the process of vegetable life. *Grevill. Fl. Edinens.* 214.

EXAMPLE. Equisetum.

CCLXIV. FILICES. THE FERN TRIBE.

FILICES, *Juss. Gen.* 14. (1789); *Swartz Synops. Filicium* (1806); *Willd. Sp. Pl.* vol. 5. (1810); *R. Brown Prodr.* 145. (1810); *Agardh Aph.* 115. (1822); *Kaulfuss Enum.* (1824); *Spreng. Syst. Veg.* vol. 4. (1827); *Hooker and Greville Icones Filicum* (1827—1829.)

DIAGNOSIS. Flowerless plants, with their sporules either enclosed in thecæ arising from the back or margin of the leaves, or naked upon the back of deformed leaves. Vernation circinate.

ANOMALIES. In Ophioglosseæ the vernation is straight.

ESSENTIAL CHARACTER.—*Leafy* plants, producing a *rhizoma*, which creeps below or upon the surface of the earth, or rises into the air like the trunk of a tree; this trunk consists of a hollow cylinder, of equal diameter at both ends, containing a loose cellular substance which often disappears; it is coated by a hard, cellular, fibrous rind, which is much thicker next the root than at the apex, and is composed of the united bases of the leaves. *Leaves* (or *fronds*) coiled up in vernation, with annular ducts in the vascular tissue of their petiole, either simple or divided in various degrees, traversed by dichotomous veins of equal thickness, which are composed of elongated cellular tissue, with occasional ducts; *cuticle* frequently with stomata. *Reproductive organs* consisting of *thecæ* or semitransparent cases arising from the veins upon the under surface of the leaves or from their margin. *Thecæ* either pedicellate, with the stalk passing round them in the form of an elastic ring, or sessile and destitute of such a ring; either springing from beneath the cuticle, which they then force up in the form of a membrane (or *indusium*), or from the actual surface of the leaves. *Sporules* usually triangular, arranged without order within these thecæ. Sometimes the leaves are contracted about the thecæ, so as to assume the appearance of forming a part of the reproductive organs, and sometimes the place of theca is supplied by the depauperated lobes of the leaves.

AFFINITIES. These, which are by far the most gigantic of the Cellular class, sometimes having trunks 40 feet high, approach the nearest to the Vascular class by Cycadææ, which may be considered to have much affinity with them, on account of the imperfect degree in which their vascular system is developed, their pinnate leaves with a gyrate vernation, and their naked ovules borne upon the margin of contracted leaves, as the thecæ of Ferns are upon the fronds of *Osmunda*. Their affinity with *Equisetum*, to which they were formerly joined, consists more in their want of flowers, and in the presence of annular ducts, than in any similarity of habit. *Lycopodiaceæ* are readily known by their axillary thecæ dehiscing by two regular valves. *Marsileaceæ* are so very different, that it is difficult to find points of comparison between them.

M. Bory de St. Vincent elevates Ferns to the rank of a class intermediate between Monocotyledons and Acotyledons; but at the same time he attaches no importance to the descriptions of those writers who, having seen the germination of the sporules, have attempted to prove an identity between them and Monocotyledons in that respect. He justly observes, that the irregular unilateral scale which has been seen to sprout forth upon the first com-

mencement of their growth is extremely different from the cotyledon of Monocotyledons, which pre-exists in the seed and never quits it, but swells during germination, and acts as a reservoir of nutriment for the young plantlet. He most properly regards it as an imperfectly developed primordial leaf.

The organ in Ferns which deserves the most particular attention is the theca, or case that contains the reproductive matter. By many it is named capsule; but as that kind of pericarpium is essentially connected with the power of conveying fertilisation from the male apparatus to the ovules, and implies the existence of a certain definite relation between the various parts that it contains, nothing of which kind is found in the theca of Ferns, it is not necessary to insist upon the impropriety of applying such a name to any sporule-case in Cellulares. Easy as it is to shew that the theca is not analogous to a capsule, it is far less so to demonstrate with what organs or modifications of organs it really has an analogy. I am not, indeed, aware that this had been attempted, all botanists seeming to consider it a special organ, until, in the *Outlines of the First Principles of Botany*, I ventured to hazard the following theory (par. 533): "The thecæ may be considered minute leaves, having the same gyrate mode of developement as the ordinary leaves of the tribe; their stalk the petiole, the annulus the midrib, and the theca itself the lamina, the edges of which are united." I was led to this opinion, first, by the persuasion that there was no special organ in Ferns to perform a function which in flowering plants is executed by modifications of leaves; and, secondly, by the examination of viviparous species. I need not here remark, that observation has shewn us that the leaves of Vasculares have the power of producing leaf-buds from their margin or any point of their surface; and the instance I have adduced in Grasses of a monstrous Wheat shews that they can produce flower-buds also. I found in Ferns, which are exceedingly subject to become viviparous, that the young plants often grow from the same places as the thecæ, or from the margin; and I was particularly struck with a viviparous Fern, of which a morsel was given me by Dr. Wallich, where the young plants form little clusters of leaves in the place of sori. Upon examining these young plants, I saw that the more perfect, though minute, fronds were preceded by still more minute primordial leaves or scales, the cellular tissue of which had nearly the same arrangement as the cellules of the theca; and I was most especially struck with the resemblance between the midrib of one of these scales and the annulus of a Polypodium. A view of the thecæ of various annulate Ferns produced a conviction of the truth of the theory I had formed, which I now submit with much deference to the consideration of the botanical world. It is, however, necessary that I should here add what is only implied in the little work from which the foregoing extract is taken, that this explanation applies only to the gyrate Ferns. With regard to those with striated thecæ, or with what is called a broad transverse ring, they may either be considered not to have the midrib of the young scale, out of which the theca is formed, so much developed; or the theca may be with still more probability considered a nucleus of cellular tissue, separating both from that which surrounds it and also from its internal substance, which latter assumes the form of sporules, in the same way as the internal tissue of an anther separates from the valves under the form of pollen. This conjecture is, I think, very much confirmed by the anatomical structure of those striated thecæ which consist of a cluster of sporule-like areolæ of cellular tissue at the base and apex, connected by extended cellules of the same description, as in *Gleichenia*, and is far from being weakened by such thecæ as those of *Parkeia*. In *Ophioglosseæ* another kind of provision is made for the production of sporules, which in those plants seem to have no theca whatever

beyond the involute contracted segments of the frond which bears them. What are called the thecæ in Ophioglossæ are improperly so termed, and are much more analogous to the involucre of Marsilea.

GEOGRAPHY. The earliest Flora of the globe, that indicated by the fossil remains in the coal measures, was composed of Ferns, almost to the exclusion of other plants; and even in these islands, where the tribe now forms an inconspicuous feature in the vegetation, grasses, herbs, and trees, were represented by herbaceous and arborescent Ferns, and Fern-like plants. An approach to this enormous disproportion between Ferns and the rest of the Flora is even now exhibited in certain tropical islands, such as Jamaica, where they are 1-9th of the Phænogamous plants; New Guinea, where D'Urville found them as 28 to 122; New Ireland, where they were as 13 to 60; and in the Sandwich Islands, where they were as 40 to 160; and it is clear, from the collections of Dr. Wallich, that Ferns must form a most important feature in the Indian Archipelago. Upon continents, however, they are far less numerous: thus, in equinoctial America Humboldt does not estimate them higher than 1-36th; and in New Holland Mr. Brown finds them 1-37th. They decrease in proportion towards either pole: so that in France they are only 1-63d; in Portugal, 1-116th; in the Greek Archipelago, 1-227th; and in Egypt, 1-971st. Northwards of these countries their proportion again augments, so that they form 1-31st of the Phænogamous vegetation of Scotland; 1-35th in Sweden; 1-18th in Iceland; 1-10th in Greenland; and 1-7th at North Cape. (See a very good paper upon this subject by D'Urville, in the *Ann. des Sc. Nat.* 6. 51.; also *Brown's Appendix to the Congo Voyage*, 461.) Mr. Brown has observed (*Flinders*, 584), that it is remarkable, that although arborescent Ferns are found at the southern extremity of Van Diemen's Island, and even at Dusky Bay in New Zealand, in nearly 46° south latitude, yet they have in no case been found beyond the northern tropic.

PROPERTIES. The leaves generally contain a thick astringent mucilage, with a little aroma, on which account many are considered pectoral and lenitive, especially *Adiantum pedatum* and *Capillus Veneris*; but almost any others may be substituted for them. *Capillaire* is so called from being prepared from the *Adiantum Capillus Veneris*, a plant which is considered to be undoubtedly pectoral and slightly astringent; though its decoction, if strong, is, according to Dr. Ainslie, a certain emetic. The Peruvian *Polypodium Calaguala*, *Acrostichum Huacsaro*, and *Polypodium crassifolium*, are said to be possessed of important medicinal properties, especially the former; their effects are reported to be solvent, deobstruent, sudorific, and antirheumatic; antivenereal and febrifugal virtues are also ascribed to them. See the *Pharmacopœia Madritensis*, 1792, and Lambert's *Illustration of the Genus Cinchona*, 114. The leaves of *Adiantum melanocaulon* are believed to be tonic in India. *Ainslie*, 2. 215. The tubes of the pipes of the Brazilian negroes are manufactured from the stalk of *Mertensia dichotoma*, which they call *Samanbaya*. *Pr. Max. Trav.* 96. The bruised fronds of the fragrant *Angiopteris evecta* are employed in the Sandwich Islands to perfume the Cocoa-nut oil. *Polypodium phymatodes* is also used for the same purposes. *D'Urv.* The stem is, on the contrary, both bitter and astringent; whence that of many species, such as *Aspidium Filix Mas*, and *Pteris aquilina*, has been employed as an anthelmintic. They have also been given as emmenagogues and purgatives. *Osmunda regalis* has been employed successfully, in doses of 3 drachms, in the rickets. The rhizoma of *Aspidium Filix Mas* has been analysed, and found by M. Morin to contain, 1st, volatile oil; 2d, a fat matter composed of elaine and stearine; 3d, gallic and acetic acids; 4th, uncrystallisable sugar; 5th, tannin; 6th, soap; 7th, a gelatinous matter

insoluble in water and in alcohol. It contains also the subcarbonate, sulphate, and hydrochlorate of potash, carbonate and phosphate of lime, alumine, silex, and oxyde of iron. *Brewster*, 2. 176. The roots of *Nephrodium esculentum* are eaten in Nipal, according to Dr. Buchanan. *Don Prodr.* 6. Those of *Angiopteris evecta* are used for food in the Sandwich Islands, under the name of Nehai. *Diplazium esculentum*, *Cyathea medullaris*, *Pteris esculenta*, and *Gleichenia dichotoma*, are also occasionally employed for food in different countries. *Pteris aquilina* and *Aspidium Filix Mas* have even been used in the manufacture of beer, and *Aspidium fragrans* as a substitute for tea. *Agdh.*

EXAMPLES. Ferns have been divided into several sections, of which the following are the most generally adopted : —

I. POLYPODIACEÆ.

Gyratæ, *Swartz Synopsis Filicum*, (1806). — Filices veræ, *Willd. Sp. Pl.* 5. 99. (1810). — Polypodiaceæ, *R. Brown Prodr.* 145. (1810); *Agardh Aph.* 116. (1822); *Kaulfuss Enumeratio*, 55. (1824); *Bory in Dict. Class.* 6. 586. (1824.)

Thecæ furnished with a vertical, usually incomplete, annulus; bursting irregularly and transversely. (*Polypodium*, *Pteris*, *Adiantum*.)

II. GLEICHENEÆ.

Schismatopterides, *Willd. l. c.* 69. (1810). — Gleicheneæ, *R. Br. l. c.* 160. (1810); *Kaulfuss l. c.* 36. (1824); *Bory, l. c.* (1824.)

Thecæ furnished with a transverse, occasionally oblique, annulus, nearly sessile, and bursting lengthwise internally. (*Platyzoa*, *Gleichenia*, *Mertensia*.)

III. OSMUNDACEÆ.

Osmundaceæ, *R. Br. l. c.* 161. (1810); *Agardh l. c.* 115. (1822); *Kaulfuss l. c.* 42. (1824); *Bory l. c.* (1824.)

Thecæ without any annulus, reticulated, striated with rays at the apex, bursting lengthwise, and usually externally. (*Osmunda*, *Schizæa*, *Lygodium*.)

IV. DANÆACEÆ.

Agyratæ, *Swartz Synops.* (1806). — Poropterides, *Willd. l. c.* 66. (1810). — Danæaceæ, *Agardh l. c.* 117. (1822). — Marattiaceæ, *Kaulf. l. c.* 31. (1824); *Bory l. c.* (1824.)

Thecæ sessile, without any ring, concrete into multilocular sub-immersed masses, opening at the apex. (*Marattia*, *Danæa*.)

V. OPHIOGLOSSÆ.

Ophioglosseæ, *R. Br. l. c.* 163. (1810); *Agardh Aph.* 113. (1822); *Kaulfuss l. c.* 24. (1824); *Bory l. c.* (1824.)

Thecæ single, roundish coriaceous, opaque, without ring or cellular reticulation, half 2-valved. Verrucation straight. (*Ophioglossum*, *Botrychium*.)

To which Dr. Hooker adds : —

PARKERIACEÆ.

Parkeriaceæ, *Hooker Exot. Fl.* t. 147. (1825); t. 231. (1827); *Hooker et Greville Icones Filicum*, t. 97. (1828.)

Thecæ scattered, sessile, marked with a broad, almost obsolete, very short annulus, which is sometimes distinct and nearly complete. Sporules large, 3-cornered, striated. (*Parkeria*, *Ceratopteris*.)

CCLXV. LYCOPODIACEÆ. THE CLUB-MOSS TRIBE.

LYCOPODINEÆ, Swartz *Synopsis Filicum* (1806); R. Brown *Prodr.* 164. (1810); Agardh *Aph.* 112. (1822); Greville *Flor. Edin.* xii. (1824).—LYCOPODIACEÆ, Dec. *Fl. Fr.* 2. 571. (1815); Ad. Brongn. in *Dict. Class.* 9. 561. (1826.)

DIAGNOSIS. Flowerless plants, with the sporules enclosed in axillary thecæ, vernation circinate.

ANOMALIES.

ESSENTIAL CHARACTER.—Often moss-like plants, with creeping stems and imbricated leaves, the axis abounding in annular ducts; or stemless plants, with erect subulate leaves, and a solid cornus. *Organs of reproduction* axillary sessile thecæ, either bursting by distinct valves, or indehiscent, and containing either minute powdery matter, or sporules, marked at the apex with three minute radiating elevated ridges upon their proper integument.

AFFINITIES. Intermediate as it were between Ferns and Coniferæ on the one hand, and Ferns and Mosses on the other; related to the first of those tribes in the want of sexual apparatus, and in the abundance of annular ducts contained in their axis; to the second in the aspect of the stems of some of the larger kinds; and to the last in their whole appearance, Lycopodiaceæ are distinctly characterised by their organs of reproduction. These are generally considered to be of two kinds, both of which are axillary and sessile, and have from 1 to 3 regularly dehiscing valves, the one containing a powdery substance, the other bodies much larger in size, which have been seen to germinate. In conformity with the theory, that all plants have sexes, the advocates of that doctrine have found anthers in the former, and pistilla in the latter; but, as in other similar cases, this opinion is entirely conjectural, and founded upon no direct evidence: all that we really know is, that the larger bodies do germinate, and, if we are to credit Willdenow, the powdery particles grow also. He says he has seen them. I think it is hardly to be doubted that the latter are the abortive state of the former. According to Salisbury, in the *Linnean Transactions*, vol. 12. tab. 19. *Lycopodium denticulatum* emits two cotyledons upon germinating; but, supposing this observation, which requires confirmation, to be exact, it is much more probable that the two little scales so omitted are primordial leaves than analogous to cotyledons. The genus *Isoetes* is by some referred to Marsileaceæ, to which it forms a transition. I follow Decandolle and Brongniart in referring it here. M. Delile has published an account of the germination of *Isoetes setacea*, from which it appears that its sporules sprout upwards and downwards, forming an intermediate solid body, which ultimately becomes the stem, or cornus; but it is not stated whether the points from which the ascending and descending axes take their rise are uniform; as no analogy in structure is discoverable between these sporules and seeds, it is probable that they are not. M. Delile points out the great affinity that exists between *Isoetes* and *Lycopodium*, particularly in the relative position of the two kinds of reproductive matter. In *Lycopodium*, he says the pulverulent thecæ occupy the upper ends of the shoots, and the granular thecæ the lower parts; while, in *Isoetes*, the former are found in the centre, and the latter at the circumference. If this comparison is good, it will afford some evidence of the identity of nature of these thecæ, and that the pulverulent ones are at least not anthers, as has been supposed; for in *Isoetes* the pulverulent inner thecæ have the same organisation, *even to the presence of what has been called their stigma*, as the outer granular ones; so that, if *Isoetes* has sexes, it will offer the singular fact of its anther having a stigma.

GEOGRAPHY. It is the opinion of M. Ad. Brongniart, that in the earlier ages of the world these plants attained a gigantic size, equalled only by the timber-trees of our forests; and it is certain that remains of what appear to have been species of this tribe are abundant in the coal measures, along with Ferns. At the present day they do not exceed the height of 2 or 3 feet in any instance, and are usually weak, prostrate plants, having the habit of Mosses. In geographical distribution they follow the same laws as Ferns, being most abundant in hot humid situations in the tropics, and especially in small islands. As they approach the north they become scarcer; but even in the climate of northern Europe, in Lapland itself, whole tracts are covered with *Lycopodium alpinum* and *Selaginoides*.

PROPERTIES. *Lycopodium clavatum* and *Selago* excite vomiting; the powder contained in the thecæ is highly inflammable, and is employed in the manufacture of fireworks. According to M. Vastring, they are likely to become of importance in dyeing. He asserts, that woollen cloths boiled with *Lycopodiums*, especially with *L. clavatum*, acquire the property of becoming blue when passed through a bath of Brazil wood. *Lycopodium Phlegmaria* is reputed an aphrodisiac.

EXAMPLES. *Isoetes*, *Lycopodium*, *Psilotum*, *Tmesipteris*.

CCLXVI. MARSILEACEÆ. THE PEPPERWORT TRIBE.

RHIZOCARPÆ, *Batsch. Tab. Aff.* (1802); *Agardh. Aph.* 111. (1822).—**RHIZOSPERMÆ**, *Roth. Dec. Fl. Fr.* 3. 577. (1815).—**HYDROPTERIDES**, *Willd. Sp. Pl.* 5. 534. (1810).—**MARSILEACEÆ**, *R. Brown Prodr.* 166. (1810); *Grev. Fl. Edinens.* xii. (1824); *Ad. Brongn. in Dict. Class.* 10. 196. (1826); *Dec. and Duby*, 542. (1828).—**SALVINIÆ**, *Juss. in Mirb. Elémens*, 853. (1815:)

DIAGNOSIS. Flowerless plants, with their spores enclosed in thecæ, contained within close involucria.

ANOMALIES.

ESSENTIAL CHARACTER.—Creeping or floating plants. *Leaves* either petiolate and divided (or petioles destitute of lamina), rolled up in vernation, or imbricated and sessile. *Reproductive organs* enclosed in leathery or membranous involucria, and of two kinds, the one consisting of membranous sacs, containing a body or bodies, which germinate, the other of similar sacs, containing loose granules.

AFFINITIES. It is probable that this tribe, as now constituted, comprehends two exceedingly different forms of organisation, of which one is represented by *Marsilea* and *Pilularia*, and the other by *Azolla* and *Salvinia*. I follow M. Adolphe Brongniart in this division, adopting from him many of the succeeding observations.

The tribe to which *Pilularia* and *Marsilea* belong consists of creeping plants, having the circinate vernation of Ferns, with their reproductive organs in indehiscent leathery cases, called involucria, springing either from the root, or from the petioles of the leaves. These involucria are separated internally by membranous partitions, and contain oval bodies of two kinds, one of which has been called anthers, and the other capsules.

Beautiful figures of *Marsilea vestita* and *polycarpa* have been published by Messrs. Hooker and Greville, at t. 159 and 160 of their noble *Icones Filicum*. From these it is clear that the involucrium of the genus consists of an involute frond, of the same degree of analogy to the true frond as a carpellary leaf to a true leaf. It further appears that the reproductive bodies arise from the veins of this involute frond, and are therefore analogous, as to

position, to the sori of Ferns. What the nature of these bodies may be, is not so obvious. They are represented as being of two kinds; the first, called the capsule (?), being an oval stalked case, having two integuments, of which the outer is reticulated and hyaline, the inner oval, white, and opaque, with an apiculate tubercle at its base, and containing corpuscles of two kinds, the one angular and very minute, the other much larger and roundish; the second, much smaller bodies, called the anthers (?), being little sacs filled with yellowish roundish granules, and attached by fours to the stalk of the capsule.

The structure of *Pilularia* is of an analogous kind. The exact nature of the parts called anthers is unknown; from the name that has been given them, it has been supposed that they were similar to the male apparatus of flowering plants; but this view is altogether gratuitous, and has not been taken from any direct evidence. It seems more probable that they are abortive sacs, analogous to the larger bodies. With regard to the latter, M. A. Brongniart has the following passage:—“Experiments made upon the germination of *Salvinia* and *Pilularia* have long since shewn that in these plants the larger globules were true seeds; and analogy permitted us to entertain the same belief in regard to *Marsilea* and *Azolla*; but it remained to be proved that the other bodies were really male organs, the action of which is necessary to fertilise the seeds. This, Professor Savi, of Pisa, had appeared to have demonstrated. *Salvinia* grows abundantly near that city, and there was no difficulty in procuring fresh plants for the purpose of experiment. He put into different vessels, 1st, the seeds alone; 2d, the male globules alone; and, 3d, both mixed. In the first two vessels nothing appeared; in the 3d, the seeds rose to the surface of the water and fully developed. But M. G. L. Duverney has since published a dissertation upon this plant, in which he states that, having repeated the experiments of Savi, he has not obtained the same results, and that the seeds, when separated from the supposed male organs, developed perfectly.” I am not acquainted with the particulars of these experiments, nor do I know with what degree of care the exact mode of germination in *Salvinia* has been observed; but it appears more consonant to the analogical structure of other plants, particularly of Ferns and *Azolla*, to consider the larger bodies, called seeds by these observers, as thecae; in which I am the more confirmed, by finding it to be the view taken of their nature by Mr. Brown, and Drs. Hooker and Greville.

In *Salvinia* and *Azolla* the vegetation is that of Mosses, or of *Jungermannia*, and the organs of reproduction are quite different. The latter consist of two sorts of membranous bags, of which one contains bodies analogous to the larger bodies, or thecae of *Marsilea*, and the other what have been considered male organs. These, in *Salvinia*, have been described by Brongniart as spherical grains, attached by long stalks to a central column, and much smaller than what he calls the seeds: their surface is reticulated in a similar manner, and they only burst by the action of water. In *Azolla*, M. Bauer represents, and Mr. Brown describes, them as from 6 to 9 in number, angular and inserted upon a central body, occupying the upper half of the involucreum, the lower being filled with a turbid fluid. If the real nature of these parts in *Pilularia* and *Marsilea* is involved in obscurity, that of the reproductive organs of *Salvinia* and *Azolla* is still more mysterious. Mr. Brown, who had good opportunities of studying *Azolla* in New Holland, with Mr. Ferdinand Bauer's acuteness and profound knowledge of structure to assist him, could arrive at no certain conclusion. The involute veneration of the leaves of some of these plants and their involucreum being formed out of the involute frond, as in *Ophioglossum*, indicate a close

affinity to Ferns; but the habit of *Azolla* is rather that of some *Hepaticæ*. *Marsileaceæ* may be considered to occupy an intermediate position between these tribes. Authors have not stated whether ducts are to be found in *Pilularia*, *Salvinia*, and *Azolla*; they are present in abundance in *Marsilea*, where I have seen them; but they are so minute as to require to be magnified 200 times to be distinctly observed.

GEOGRAPHY. Of 20 species enumerated by writers, all are inhabitants of ditches or inundated places, in various part of the world. They do not appear to be affected by climate so much as by situation, whence they have been detected in various parts of Europe, Asia, Africa, and America; chiefly, however, in temperate latitudes.

PROPERTIES. Unknown.

EXAMPLES. § I. *MARSILEACEÆ*, *Ad. Brongn. in Dict. Class.* 10. 196. (1826), *Marsilea*, *Pilularia*.

§ II. *SALVINIÆ*, *Id.* l. c., *Salvinia*, *Azolla*.

TRIBE II. MUSCOIDEÆ, OR MOSS-LIKE PLANTS.

CELLULARES FOLIACEÆ, *Dec. Théor. Elém.* 249. (1819).—PSEUDOCOTYLEDONEÆ, Class 1. *Agardh Aph.* 103. (1822).—HETERONEMEA, *Fries Syst. Orb. Veg.* 33. (1825) *in part.*—ACOTYLEDONES, Class 2. *Ad. Brongniart in Dict. Class.* 5. 159. (1824).—CRYPTOGAMICÆ, 2d Circle, *T. F. L. Nees v. Esenbeck and Ebermaier Handb. der Med. Bot.* 1. 18. (1830.)

DIAGNOSIS. Flowerless plants, with a distinct stem having no vascular system, but frequently furnished with leaves; their sporules having a proper integument, and contained in distinct axillary, terminal, or superficial thecæ.

These are altogether intermediate between the first and third families, and are distinguishable essentially by their having a distinct axis of growth without any vascular system; they are connected with Marsileaceæ by *Jungermannia*, and with Lichens by *Riccia* and *Marchantia*; to Algæ the transition is by *Characeæ*, which have the evascular axis of *Muscoideæ*, with the habit and propagating matter of Algæ. Von *Esenbeck* and *Ebermaier* refer *Characeæ* to the next tribe, but their structure is scarcely reconcilable with the character those authors give it, viz. "root, stem, and leaves, not separately formed; all analogy with plants of a higher organisation is lost, and the green matter, which is so characteristic of the vegetable kingdom, scarcely makes its appearance," &c.

LIST OF THE ORDERS.

267. Musci. | 268. Hepaticæ. | 269. Characeæ.

CCLXVII. MUSCI. THE MOSS TRIBE.

MUSCI, *Juss. Gen.* 10. (1789); *Hedwig Descr. et Adumb.* (1787-1797); *Bridel Muscolog. recentiorum* (1797-1803); *Hedw. Species Muscor. Frondos.* (1801); *Palisot Prodrome des 5 et 6 Fam. de l'Æthiopian.* (1805); *Bridel Suppl.* (1806-1819); *Weber Tabul. Musc. Frondos.* (1813); *Dec. Fl. Fr.* 2. 438. (1815); *T. F. L. Nees de Muscor. Propag.* (1818); *Hooker and Taylor Musc. Brit.* (1818); *Hooker Musci Exotici* (1818-1820); *Agardh Aphor.* 105. (1822); *Creville and Arnott in Wern. Trans.* 4. 109. §c. (1822); *Nees v. Esenbeck, Hornschuch, and Sturm, Bryolog. Germ.* (1823); *Grever. Fl. Edin.* xiii. (1824); *Ad. Brongn. in Dict. Class.* 11. 248. (1827); *Hooker Brit. Fl.* 1. 459. (1830.)

DIAGNOSIS. Flowerless plants, with the sporules contained in thecæ, closed by an operculum.

ANOMALIES. In *Andreaea* the theca separates into 4 valves.

ESSENTIAL CHARACTER.—Erect or creeping, terrestrial or aquatic, cellular plants, having a distinct axis of growth, destitute of a vascular system, and covered with minute, imbricated, entire, or serrated leaves. *Reproductive organs* of two kinds, viz.; 1. *Axillary bodies*, cylindrical or fusiform stalked sacs, containing a multitude of spherical or oval particles, which are emitted upon the application of water; 2. *Thecæ*, hollow urn-like cases seated upon a seta or stalk, covered by a membranous calyptra, closed by a lid or operculum, within which are one or more rows of cellular rigid processes, called collectively the peristomium, and separately teeth, which are always some multiple of four, and combined in various degrees; the centre of the theca is occupied by an axis or

columella, and the space between it and the sides of the theca is filled with sporules. *Sporules* in germination protruding confervoid filaments, which afterwards ramify, and form an axis of growth at the point of the ramifications.

AFFINITIES. These little plants, which form one of the most interesting departments of Cryptogamic Botany, are distinctly separated from all the other tribes by the peculiar structure of their reproductive organs, in which they resemble no others, except some Hepaticæ, which, however, approach them in this respect more in appearance than in reality. In their organs of vegetation they are strikingly similar to many Lycopodiums, which are always to be known by their vascular axis. The reproductive organs have been described above as of two kinds. Those which are called **AXILLARY BODIES** have been supposed to be anthers; with how little reason will be clear from the following extract from Dr. Greville and Mr. Arnott's excellent memoir, published in the 4th volume of the *Transactions of the Wernerian Society*, to which I refer those who are desirous of minute information upon the structure and history of Mosses.

“What the organs really are, in the plants under review, which the accurate Hedwig so well figured and described under the name of stamens, we leave to others to decide; but we cannot help entering our protest against those bodies called Stamina and Pistilla (the young thecæ) being regarded in a similar light with the same organs in more perfect plants. ‘Though,’ says Sprengel, ‘I have formerly been a zealous advocate for Hedwig’s *Theory of the Fructification of Mosses*, it has nevertheless appeared to me an insurmountable objection, that the supposed anther can again produce buds and strike roots, which is certainly the case with regard to the disks of *Polytrichum commune*, *Bartramia fontana*, *Bryum palustre*, *undulatum*, *cuspidatum*, *punctatum*, and with those of *Tortula ruralis*. In *Bryum argenteum* we see the buds containing the supposed anthers constantly drop off, strike root, and produce new plants; this I have observed myself times out of number. Still more in point is the experiment first made by David Meese, of sowing the stellulæ of *Polytrichum commune*, containing merely club-shaped bodies, when he found that plants came up, which in their turn produced fruit. Another excellent naturalist, Dr. Roth, has made similar observations with regard to *Hypnum squarrosum* and *Bryum argenteum*.’ He afterwards adds,—‘It is more probable, therefore, that these supposed anthers are mere gemmæ, produced by the superabundance of the juices, and hence surrounded by succulent filaments.’”

It is not necessary to adopt the exact conclusion at which the learned botanist, whose opinions are thus quoted, arrived, to decide that these axillary bodies are not stamens. He has not expressed himself in regard to their nature very clearly, or perhaps he has been mistranslated; but this is of little consequence compared with the ascertained fact, that, be they what they may, they are not anthers. Nevertheless, in the face of this evidence, M. Adolphe Brongniart retains a belief in the sexuality of Mosses, and in the male functions of the axillary bodies; and he says, with justice, that it appears from Mr. Brown’s mode of describing Mosses, that he entertains a similar opinion. It is to be hoped that these distinguished botanists will some day favour us with a statement of the evidence upon which their decision has been taken; for it is to be presumed that something beyond the conjectures advanced in the article *Mousses* in the *Dictionnaire Classique*, weighs down the positive testimony of those who have seen the germination of the powder in the axillary bodies. Whether or not they can be called gemmæ, will depend upon the sense in which that term is employed.

With regard to the theca there is now no difference of opinion, either as to its containing sporules, or as to the general nature of its organisation.

But I am not aware that any one has ever attempted to explain the analogy of its structure until I ventured to introduce the subject very briefly into my *Outline of the First Principles of Botany*. That perfect unity of design, which is visible in all parts of the vegetable creation, and the constant adherence to the construction of every organ of plants, except the stem out of modified leaves, seemed to be deviated from in the Cryptogamic class generally, and in Mosses in particular. An uninitiated person, reading the definition of a genus of Mosses, might suppose that it was in that tribe that the approach to the animal creation, of which so much has been said, takes place. Unacquainted with the exact meaning of the Latin words employed by Bryologists, he might understand by the peristomium a jaw, by the calyptra a nightcap, and by the struma a kind of goitre; and when he saw that teeth belonged to this jaw, he would naturally conclude that it was really a vegeto-animal of which he was reading. Struck with the evident absurdity of giving such names to parts of plants, without at the same time explaining their real nature, I ventured to call the attention of naturalists to the subject by the following paragraph in the little book above referred to.

“539. The calyptra may be understood to be a convolute leaf; the operculum another; the peristomium one or more whorls of minute flat leaves; and the theca itself to be the excavated distended apex of the stalk, the cellular substance of which separates in the form of sporules.”

It is now time to shew upon what evidence and reasoning this hypothesis may be sustained. Every one agrees in describing the calyptra as a membrane arising from between the leaves and the base of the young theca, and as enveloping the latter, but having no organic connexion with it: when the stalk of the theca lengthens, no corresponding extension of the parts of the calyptra takes place; so that it must be either ruptured at its apex (as in *Jungermannia*), or at the base; and in the latter case it would necessarily be carried up upon the tip of the theca, which it originally enveloped. Now, what can be more reasonable than that such an organ, situated as I have described it to be, should be one of the last convolute leaves of the axis which the theca terminates, bearing the same relation to the latter as the convolute bractea to the flower of *Magnolia*, or, to speak more precisely still, as the calyptriform bractææ to the flower of *Pilcanthus*? If the calyptra be anatomically examined, especially in such genera as *Tortula* and *Dicranum*, no difference in its tissue and that of the leaves will be observable; and that very common tendency to dehisce on one side only as the diameter of the theca increases, which characterises the dimidiate calyptra, may not unreasonably be understood to be the separation at the line where the margins of the supposed leaf united; in the mitriform calyptra this separation at a given line does not take place, and the consequence is an irregular laceration of its base. The analogy of the calyptra being of this nature, the next inference would naturally be, that the part it contains is analogous to a flower-bud. Upon this supposition, the external series of parts belonging to this supposed bud would be the operculum; the adhesion of this to the theca, which would answer to the apex of the axis, or to the tube of the calyx of flowering plants, would be analogous to that which obtains in *Eucalyptus*, or perhaps more exactly to that of *Eschscholtzia*; but it would remain to determine of how many parts, in a state of cohesion, it was made up. In the paragraph above quoted, it is stated to be one only; but I confess I have no better reason to offer for this than the absence of any trace of division upon its surface or in the substance of its tissue, and also perhaps the apparent identity of nature between it and the calyptra when both are young, in the *Tortula* and *Dicranum* genera already cited. With regard to the peri-

stomium, I would beg attention to the following particulars:—The teeth, as they are called, occupy one or more whorls; they are evidently not mere lacerations of a membrane, because they are in a constant and regular number in each genus, and that number is universally some multiple of 4, as the floral leaves of flowering plants are ordinarily of 3, 4, or 5; they have the power of contracting an adhesion with each other by their contiguous margins, as the floral leaves of flowering plants; they alter their position from being inflexed with their points to the axis, to being recurved with their points turned outwards,—exactly what happens in flowering plants; the teeth of the inner peristomium often alternate with those of the outer, thus conforming to the law of alternation prevalent in the floral leaves of flowering plants; and, finally, if we compare the various states of the leaves of *Buxbaumia aphylla* with the teeth of Mosses, it is impossible not to be struck with the great similarity in the anatomical structure of the two. These are the considerations which have led me to the conclusion, that the calyptra, the operculum, and the teeth of Mosses, are all modified leaves; and hence that the theca is to be considered more analogous to a flower than to a seed-vessel. With regard to the membrane, or epiphragma, which occasionally closes up the orifice of the theca, it may be considered as formed by the absolute cohesion of the leaves of the peristomium, just as the operculum of *Eudesmia* is formed by the cohesion of the petals; and this is confirmed, first, by *Calymperes*, in which the membrane ultimately separates into teeth, and by the fact that the horizontal membrane exists most perfectly in such genera as *Polytrichum* and *Lyellia*, in which there is no distinct peristomium. It now remains to explain the internal structure of the theca consistently with the theory that has been advanced of the peristomium, operculum, and calyptra. I consider the theca to be merely the thickened apex of the axis, the sporules to be a partial dissolution of its cellular tissue, and the columella to be the unconverted centre. That the end of the axis of plants frequently becomes much more incrassated than the theca of Mosses, requires no illustration for those who are acquainted with the spongy receptacle of *Nelumbium*, *Rubus*, and *Fragraria*, the dilated disk of *Ochna*, the curious genus *Eschscholtzia*, or *Rosa*, or *Calycanthus*, or, finally, the spadix of Arums. That the tissue is frequently separated by nature for particular purposes, is proved by the production of pollen out of the cellular tissue of an anther, and by the general law of propagation that seems to prevail in flowerless plants, as Ferns, Lichens, Algæ, and Fungi; the same phenomenon may be therefore expected in Mosses. That the columella should be left in this dissolution of the tissue might be expected, from its being a continuation of the seta or axis of development, the tissue of which is more compact, and of course less liable to separation, than the looser tissue that surrounds it; this is analogous to the separation of the pollen from the connectivum of most plants, or from parts only of the anther of all those genera which, like *Viscum*, *Ægiceras*, or *Rafflesia*, have what are called cellular anthers; and to the very common separation of the placenta, or a portion of it, from the dissepiments, as in *Bignoniaceæ*, *Ericææ*, and many others. That it is presumptuous in me, who lay no claim to reputation as a Cryptogamic botanist, to offer any opinion upon plants I have only occasionally studied, I am fully sensible; but I hope for the indulgence of the skilful Cryptogamist, in consideration of this having been the first attempt to call his attention to the inquiry.

GEOGRAPHY. Mosses are found in all parts of the world where the atmosphere is humid; but they are far more common in temperate climates than in the tropics. They are among the first vegetables that clothe the soil with verdure in newly-formed countries, and they are the last that disappear

when the atmosphere ceases to be capable of nourishing vegetation. The first green crust upon the cinders of Ascension was minute Mosses, they form more than a quarter of the whole Flora of Melville Island, and the black and lifeless soil of New South Shetland is covered with specks of Mosses struggling for existence. How they find their way to such places, and under what laws they are created, are mysteries that human ingenuity has not yet succeeded in unveiling. About 800 species are known.

PROPERTIES. The slight astringency of *Polytrichum* and others caused them to be formerly employed in medicine, but they are now disused. In the economy of man they perform but an insignificant part; but in the economy of nature, how vast an end!

EXAMPLES. There is no settled arrangement of the genera, almost every writer having a method of his own. Much merit is due to several, especially to that of Greville and Arnott, published in the *Wernerian Transactions*, vols. 4. and 5.

Sphagnum, *Hypnum*, *Bryum*, *Fontinalis*, *Gymnostomum*, *Dawsonia*, *Weissia*, *Phascum*.

CCLXVIII. HEPATICÆ. THE LIVER-WORT TRIBE.

HEPATICÆ, *Juss. Gen.* 7. (1789); *Dec. Fl. Fr.* 2. 415. (1815); *Agardh Aph.* 104. (1822); *Greville Flora Edin.* xv. (1824); *Fée in Dict. Class.* 8. 131. (1825.)

DIAGNOSIS. Flowerless terrestrial plants, with their sporules contained in dehiscent thecæ, destitute of an operculum.

ANOMALIES. *Riccia* has indehiscent fruit immersed in the substance of the frond.

ESSENTIAL CHARACTER.—Plants growing on the earth or trees in damp places, composed entirely of cellular tissue, emitting roots from their under-side, and consisting of an axis or *stem*, which is either furnished with leaves, or leafless, and then bordered by a membranous expansion; these expansions sometimes unite at their margins, so as to form a broad lobed thallus. *Reproductive organs* of several kinds; either a 1- 2- or 4-valved theca, supported upon a membranous peduncle, covered when young by a leaf, through which it afterwards protrudes, and often containing spiral fibres, called *Elateres*, within which the sporules are intermixed; or a peltate stalked receptacle, bearing thecae on its under surface; or sessile naked thecæ, either immersed or superficial. Besides these there are in *Jungermannia* “minute, spherical, membranous, reticulated bodies, supported upon short white peduncles,” (*Grev.*); in *Marchantia*, “peltate receptacles, plane on the upper surface, and having oblong bodies imbedded in the disk;” and also “little open cups, sessile on the upper surface, and containing minute green bodies (*gemmæ*) which have the power of producing new plants, as well as the sporules;” and in *Anthoceros*, “small cup-shaped receptacles, containing minute, spherical, pedunculated, reticulated bodies.”

AFFINITIES. The structure of the reproductive organs of this order is so exceedingly variable that no common character seems deducible from them; nor has it been found possible either to determine what analogy exists between the organs, or even to decide what their respective functions are. What are here called the thecæ are considered to be the cases of the sporules, properly so called, but the other bodies are of a more doubtful kind. Those who have sought for sexual organs in Cryptogamous plants have naturally taken the imbedded oblong bodies of *Marchantia*, and the pedunculated reticulated ones of *Jungermannia*, for anthers; but Dr. Hooker, in his beautiful *Monograph* of the latter genus, and also in his *British Flora* (p. 459.), is evidently unsatisfied as to their nature. Dr. Greville, in the *Flora Edinensis*,

the most useful and original work upon British Cryptogamic plants that we yet possess, is clearly in a similar state of uncertainty; and Agardh admits nothing more in them than a resemblance to male organs, adopting the opinion that they are a particular form of gemmules. The bodies lying in the cup-shaped receptacles of Anthoceros have been said to be anthers, but upon no good evidence. In Jungermannia there is a third kind of reproductive matter, consisting of heaped clusters of little amorphous bodies, growing from the surface of the leaves, and called gemmæ.

The most remarkable point of structure in Hepaticæ is the spiral filament, as it is called, lying among the sporules within the theca. This consists of a single fibre, or of two, twisted spirally in different directions, so as to cross each other, and contained within a very delicate, transparent, perishable tube. They have a strong elastic force, and have been supposed to be destined to aid in the dispersion of the sporules, — a most inadequate end for so curious and unusual an apparatus. It is more probable that they are destined to fulfil, in the economy of these plants, some function of which we have no knowledge. Hepaticæ are intermediate between Mosses and Lichens, agreeing with the former in the presence of a distinct axis of growth, and frequently of leaves also, and in most cases in the sporules being contained in stalked thecæ, having a calyptra and a definite mode of dehiscence. Fée says they have no calyptra, which must have been an oversight. They differ from Mosses in the want of an operculum, by which *Andræa*, which forms the link between Hepaticæ and Mosses, is referred to the latter. Lichens are distinguished by their want of a distinct axis of growth, by their texture and colour, never assuming the rich lucid green of Hepaticæ, and by their sporules not being contained in distinct thecæ, but lying in membranous tubes or asci in the substance of the thallus. *Riccia* and *Endocarpus* form the connexion between them.

GEOGRAPHY. Natives of damp shady places in all climates; two were found in Melville Island. The only atmospheric condition to which they cannot submit is excessive dryness: thus, of the 237 species enumerated by Sprengel, 6 only are found in Africa, while 50 are cited from Java alone.

PROPERTIES. Nothing is known of them. Decandolle thinks it probable that the larger kinds will be found to resemble foliaceous Lichens in their qualities. A few are slightly fragrant.

EXAMPLES. *Marchantia*, *Targionia*, *Sphærocarpus*, *Jungermannia*.

CCLXIX. CHARACEÆ. THE CHARA TRIBE.

CHARACEÆ, *Rich. et Kunth in Humb. et Bonpl. N. G. Pl. 1. 45. (1815); A. Brongn. in Diet. Class. 3. 474. (1823); Grev. Fl. Edin. xvii. (1824); Dec. and Duby, 533. (1828); Hooker Brit. Fl. 459. (1830.)*

DIAGNOSIS. Submersed leafless water-plants, having slender verticillate branches and deciduous thecæ.

ANOMALIES.

ESSENTIAL CHARACTER.—Plants composed of an axis, consisting of parallel tubes, which are either transparent or encrusted with carbonate of lime, and of regular whorls of tubes, which may be either considered as leaves or branches. Organs of reproduction, round succulent *globules*, containing filaments and fluid; and axillary *nucules*, formed of a few short tubes, twisted spirally around a centre, which has the power of germinating.

AFFINITIES. The two genera of which this little order is composed are among the most obscure of the vegetable kingdom, in regard to the nature of their reproductive organs; and accordingly we find them, under the common name of Chara, placed by Linnæus among Cryptogamous plants near Lichens; then referred by the same author to Phænogamous plants, in Monœcia Monandria; retained by Jussieu and Decandolle among Naiades, by Mr. Brown at the end of Hydrocharideæ, and by Lemm in Halorageæ; referred to Confervæ by Von Martius, Agardh, and Wallroth; and finally admitted as a distinct order, upon the proposition of Richard, by Kunth, Decandolle, Adolphe Brongniart, Greville, Hooker, and others. Such being the uncertainty about the place of these plants, it will be useful to give rather a detailed account of their structure, in which I avail myself chiefly of Ad. Brongniart's remarks in the place above referred to, and of Agardh's observations in the *Ann. des Sciences*, 4. 61. I have not seen Professor Nees v. Esenbeck's monograph of Characeæ in the *Transactions of the Ratisbon Society*, quoted by the latter author.

Characeæ are aquatic plants, found in stagnant fresh or salt water; always submersed, giving out a fetid odour, and having a dull greenish colour. Their stems are regularly branched, brittle, and surrounded here and there by whorls of smaller branches. In *Nitella* the stem consists of a single transparent tube with transverse partitions, and, as Agardh remarks, so like the tubes of some Algæ, as to offer a strong proof of the affinity of the orders. In *Chara*, properly so called, there is, in addition to this tube, many other external ones, much smaller, which only cease to cover the central tube towards the extremities. In the axillæ of the uppermost whorls of these branchlets the organs of reproduction take their origin; they are of two kinds, one called the nucule, the other the globule; the former has been supposed to be the pistillum, the latter the anther.

The nucule is described by Dr. Greville as being "sessile, oval, solitary, spirally striated, having a membranous covering, and the summit indistinctly cleft into 5 segments; the interior is filled with minute sporules." *Fl. Edin.* xvii. This is the general opinion entertained of its structure. But Ad. Brongniart describes it thus:—"Capsule unilocular, monospermous; pericarp composed of two envelopes; the outer membranous, transparent, very thin, terminated at the upper end by 5 spreading teeth; the inner hard, dry, opaque, formed of 5 narrow valves, twisted spirally." *Dict. Class.* l. e. He founds his opinion of the nucule containing but one germinating body upon the experiments of M. Vaucher, of Geneva, who ascertained that if ripe nucules of *Chara*, which have fallen naturally in the autumn, are kept through the winter in water, they will germinate about the end of April; at that time a little body protrudes from the upper end between the 5 valves, and gradually gives birth to one whorl of branches, which produce a second. Below these whorls the stem swells, and little tufts of roots are emitted. The nucule adheres for a long time to the base of the stem, even when the latter has itself begun to fructify. Hence it is reasonable to conclude that the nucule is really monospermous. M. Brongniart remarks, that it is true, when a fresh nucule of *Chara* is cut across, an infinite number of little white grains are squeezed out; but if these were really all reproductive particles, how would they ever find their way out of the nucule, which is indelhiscent? he considers them rather of the nature of albumen. And he is the more confirmed in his opinion, because in *Pilularia*, the thœce of which also contain many similar grains, but one plant is produced by each thœca. Finally, Amici has described (*Ann. des Sc.* 2.) the nucule in another way. He admits it to be monospermous, but he considers the points of the 5 valves to be stigmata,

and the valves themselves to be at once pericarp and style. It is not worth entering into any discussion upon the reasonableness of such a supposition, as it is not likely to find any advocates among botanists; but I may observe, that Amici's observations seem to shew that the 5 valves of the nucule, as they are called, are a verticillus of leaves, straight at first, and twisted afterwards; and that the nucule itself is, therefore, analogous to the bud of flowering plants.

The globule is described by Dr. Greville as "a minute round body, of a reddish colour, composed externally of a number of triangular (always?) scales, which separate and produce its dehiscence. The interior is filled with a mass of elastic transversely undulate filaments. The scales are composed of radiating hollow tubes, partly filled with minute coloured spherical granules, which freely escape from the tubes when injured." Vaucher describes them as "tubercles formed externally of a reticulated transparent membrane, containing, in the midst of a mucilaginous fluid, certain white articulated transparent filaments, and some other cylindrical bodies, closed at one end, and appearing to open at the other. These latter are filled with the red matter to which the tubercles owe their colour, and which disappears readily and long before the maturity of the nucule." The account of the globule by Agardh is at variance with both these. "Their surface," he remarks, "is hyaline, or colourless; under this membrane is observed a red and reticulated or cellular globe, which has not, however, always such an appearance; often, instead of this reticulated aspect, the globe is colourless, but marked by rosettes or stars, the rays of which are red or lanceolate. In the figures given by authors, one finds sometimes one of these forms, sometimes the other. I have myself found them both on the same species; and I am disposed to believe that the last state is the true kernel of the globule, concealed under the reticulated scale. (When the globule is very ripe, one may often succeed, by means of a slight degree of pressure, in separating it into several valves, as is very well shewn in Wallroth's figures, tab. 2. f. 3. and tab. 5. These valves are rayed, and no doubt answer to the stars, of which mention has been made.) The kernel contains some very singular filaments; they are simple (I once thought I saw them forked), curved and interlaced, transparent and colourless, with transverse striæ, parallel and closely packed, as in an *Oscillatoria* or *Nostoc*; but what is very remarkable, they are attached, several together, to a particular organ formed like a bell, which is itself also colourless, but filled with a red pigment. This bell, to the base of which on the outside they are fixed, differs a little in form in different species. It is slender and long in *Chara vulgaris*, thicker in *C. firma*, shorter in *C. delicatula*, and shorter still in *C. collabens*. I have not succeeded in determining the exact position of these bells in the kernel. I have often thought they were the same thing as the rays of the rosettes or stars upon the globule above mentioned; whence it would follow that they are placed near the surface, while the filaments have a direction towards the centre. The bells are not numerous; they often separate from the filaments, and readily part with their pigment, which renders it difficult to observe them, and has caused them to be overlooked." That these globules, whatever their nature may be, have no sort of analogy in structure with anthers, is clear from these descriptions, whichever may be eventually admitted. Wallroth, indeed, says he has sown them, and that they have germinated; but this observation requires to be verified.

It does not appear from the preceding descriptions that *Chara* has a marked affinity to any other plants. I incline to the opinion of those who

consider it near *Confervæ*, chiefly on account of the organisation of the stems; for it does not seem that the reproductive organs of flowerless plants are of the same degree of importance in deciding affinities as the fructification of flowering plants. Its total want of vascular system renders it impossible to adopt the opinion of those who would place it near Ferns next to *Marsileaceæ*, and the regularity with which all the parts are formed round a common axis renders it equally impossible to refer it absolutely to the leafless section. I therefore place it on the limits of the latter, among *Muscoideæ*.

There are two other points deserving of attention in *Characeæ*: 1st, the calcareous incrustation of some species; and 2dly, the visible and rapid motion of the sap in the articulations of the stem.

Of the two genera, *Nitella* is transparent and free from all foreign matter; but *Chara* contains, on the outside of its central tube, a thick layer of calcareous matter, which renders it opaque. This incrustation appears, from the observations of Dr. Greville (*Fl. Edin.* 281), not to be a deposit upon the outside, and of an adventitious nature, but the result of some peculiar economy in the plant itself; and according to Dr. Brewster, it is analogous to the siliceous deposit in *Equisetum*, exhibiting similar phenomena.

Whatever is known of the motions of the fluids of vegetables has been necessarily a matter of inference, rather than the result of direct observation; for who could ever actually see the sap of plants move in the vessels destined to its conveyance? It is true that it was known to botanists that a certain Abbé Corti of Lucca, had, in 1774, published some remarkable observations upon the circulation of fluid in some aquatic plants, and that the accuracy of this statement had been confirmed by Dr. Treviranus so long ago as 1817; but the fact does not seem to have attracted general attention until the publication, by Amici, the celebrated professor at Modena, of a memoir in the 18th volume of the *Transactions of the Italian Society*, which was succeeded by another in the 19th. From all these observers it appears, that if the stems of any transparent species of *Chara*, or of any opaque one, the incrustation of which is removed, are examined with a good microscope, a distinct current will be seen to take place in every tube of which the plant is composed, setting from the base to the apex of the tubes, at the rate, in *Chara vulgaris*, of about two lines per minute (*v. Ann. des Sc.* 2. 51. line 9); and according to Treviranus this play is at any time destroyed by the application of a few drops of brandy, by pressure, or by any laceration of the tube. This is the nature of the singular phenomena which are to be seen in *Characeæ*, and which become the more interesting because they are not to be found in any other water-plants, with the exception of *Najas* and *Caulinia*. Those who are anxious to become acquainted with the details of Amici's observations will find his first paper translated in the *Annales de Chimie*, 13. 384, and his second in the *Ann. des Sc.* 2. 41; that of Treviranus is to be found in the latter work, 10. 22. According to the last-named author, these facts lead to the conclusion that there is a primitive vitality in amorphous organic matter, which is antecedent to the formation of all organic beings, and is in its turn produced by them, to serve, according to circumstances, either for the support or enlargement of the individual, or for the production of a new organisation. This vitality is manifested in movements which may appear to take place without rule or object, but which are differently modified according to the differences of organic bodies; all which seems to shew that the vital principle is originally susceptible of a variety of modifications, without having occasion for the assistance of organs of various forms or structure.

GEOGRAPHY. The creation of plants of this order would appear to have been of a very recent date, compared with that of Ferns and Palms, or even Algæ, if we are to judge by their fossil remains, which are found for the first time in the lower fresh-water formation, along with numerous Dicotyledonous plants resembling those of our own times. In the recent Flora of the world they make their appearance every where in stagnant waters, in Europe, Asia, and Africa, in North and South America, in New Holland, and in either India. They are most common in temperate countries.

PROPERTIES. Unknown.

EXAMPLES. Nitella, Chara.

TRIBE III. APHYLLÆ, OR LEAFLESS FLOWERLESS PLANTS.

ACOTYLEDONEÆ, *Agardh Aph.* 72. (1821).—HOMONEMEA, *Fries Syst. Orb. Veg.* 33. (1825).—ACOTYLEDONES, Class I. *Ad. Brongn. in Dict. Class.* (1824).—CRYPTOGAMICÆ, 3d Circle, *T. F. L. Nees v. Esenbeck und Ebermaier Handb. der Med. Bot.* 1. 18. (1830.)

DIAGNOSIS. Flowerless leafless plants, destitute of vascular tissue, with no distinct axis of growth, the sporules simple and lying naked in the substance of the plant.

In this tribe we have arrived at the limits which separate the vegetable from the animal kingdom. We have not only passed beyond the dominion of the sexes, but we have no longer any trace, however ambiguous, of more than one form of reproductive matter. It is even uncertain whether this matter will reproduce its like, and whether it is not a mere representation of the vital principle of vegetation capable of being called into action either as a Fungus, an Alga, or a Lichen, according to the particular conditions of heat, light, moisture, and medium, in which it is placed; producing Fungi upon dead or putrid organic beings; Lichens upon living vegetables, earth, or stones; and Algæ where water is the medium in which it is developed. The nearest approach to animals is in the tribes of Algæ called Arthrodiæ and Chaodineæ, where it is perhaps impossible to decide whether some of the species are not actually animalcules.

It is not easy to settle the limits of the orders of this part of vegetation. Linnæus and Jussieu had but two divisions, viz., Algæ, including Lichens and Fungi; and they have been followed by some modern botanists, particularly Fries and Wahlenberg. Others have been satisfied with separating the Lichens from Algæ, which, indeed, was virtually done by most of those who acknowledged but two divisions, and with admitting three equally distinct groups. Some, on the contrary, have sought to multiply them, as Decandolle and others, by introducing a tribe called Hypoxyla; Dr. Greville by adopting the latter, Gastromyci, Byssoidæ, and Epiphytæ, and proposing a new group under the name of Chætophoroideæ; and finally, M. Adolphe Brongniart, who carries the number of groups in this division of Acotyledones as far as 12, viz. Lichens, Hypoxyla, Fungi, Lycopodiaceæ, Mucedineæ, Uredineæ, Fucaceæ, Ulvaceæ, Ceramiaceæ, Confervæ, Chaodineæ, and Arthrodiæ; part of which have originated with himself, and others with M. Bory de St. Vincent. I think, however, in the present state of our knowledge, it will be more prudent to admit only the three principal groups adopted by Agardh and Hooker; and even these are distinguishable by their general habit rather than by any very positive character of structure. Thus, Lichens are aerial plants, with distinct spaces upon their surface, in which their sporules are contained; Fungi differ from Lichens only in their fugacity and want of external receptacles of sporules; while Algæ are all aquatic.

The structure of leafless plants is among the most important subjects of contemplation for those who wish to become acquainted with the exact laws of vegetation. They represent the organised matter, of which all other plants are composed, both in its simplest state and when it begins to enter into a

state of high composition. In short, it is here only that the physical properties of vegetable matter can be usefully studied.

LIST OF THE ORDERS.

270. Lichenes. | 271. Fungi. | 272. Algæ.

CCLXX. LICHENES. THE LICHEN TRIBE.

ALGÆ, § 3. LICHENES, *Juss. Gen.* 6. (1789). — LICHENES, *Hoffm. Enumerat. Lichenum*, (1784); *Acharius Prodr. Lichen.* (1798); *Id. Methodus*, (1803); *Id. Lichenogr. Univers.* (1810); *Dec. Fl. Fr.* 2. 321. (1815); *Fries in Act. Holm.* (1821); *Agardh Aph.* 89. (1821); *Eschweiler Syst. Lich.* (1824); *Waltroth Naturgesch. der Flechten*, (1824); *Grever. Flora Edin.* xix. (1824); *Meyer über die Entwicklung, &c. der Flecht.* (1825); *Fée Méth. Lich.* (1825); *Fries Syst. Orb. Veg.* 224. (1825); *Martius in Bot. Zeitung*, 193. (1826); *Fée in Dict. Class.* 9. 360. (1826). — HYPOXILA, in part, *Dec. Fl. Fr.* 2. 280. (1815); *Grever. Fl. Edin.* xx. (1824). — GRAPHIDÆ, *Chevallier Hist. des Graphidées.* (1824, &c.)

DIAGNOSIS. Aerial, leafless, flowerless, perennial plants, with a distinct thallus, and external disk containing sporules.

ANOMALIES.

ESSENTIAL CHARACTER. — *Perennial* plants, often spreading over the surface of the earth, or rocks or trees in dry places, in the form of a lobed and foliaceous, or hard and crustaceous, or leprous substance, called a thallus. This *thallus* is formed of a cortical and medullary layer, of which the former is simply cellular, the latter both cellular and filamentous; in the crustaceous species the cortical and medullary layer differ chiefly in texture, and in the former being coloured, the latter colourless; but in the fruticulose or foliaceous species, the medulla is distinctly floccose, in the latter occupying the lower half of the thallus, in the former enclosed all round by the cortical layer. *Reproductive* matter of two kinds; 1, *sporules* lying in membranous tubes (*thece*) immersed in nuclei of the medullary substance, which burst through the cortical layer, and colour and harden by exposure to the air in the form of little disks called shields; 2, the separated cellules of the medullary layer of the thallus.

AFFINITIES. According to Fries, Lichens are types of Algæ born in the air, interrupted in their developement by the deficiency of water, and stimulated into forming a nucleus (or receptacle of sporules) by light. No Lichen is ever submersed; there is none of which the vegetation is not interrupted by the variable hygrometrical state of the atmosphere; and, finally, none that ever develops in mines, caverns, or places deprived of light. On this account, their shields are more rare in the fissures of mountains, or in shady groves, than in places fully exposed to light. In wet places, also, their shields are not produced; for so long as they are under the influence of water they are hardly distinguishable from Hydrophyceæ (forms of Algæ); as, for instance, *Collema*, &c. But these plants, when exposed to the sun, do perfect their shields, as is found by *Nostoc Lichenoides*, foliaceous, &c., which, when dry, are ascertained to be *Collema limosum*, flaccidum, &c., surcharged with water. By being acquainted with this rule, the same author says, he has succeeded in discovering many Swedish Lichens with shields, which have for many years been constantly found sterile; as *Parmelia conoplea*, lanuginosa, gelida, &c.; and he even asserts that he has succeeded artificially in inducing sterile Lichens to become fruitful, as *Usnea jubata*, and others. *Plant. Hom.* 224. Lichens consist, according to Eschweiler, of a medullary and a cortical layer of tissue, of which the former is imperfectly cellular or filamentous, and bursts through the latter in the form of shields (apothecia), which contain a nucleus, consisting of a flocculose-gelatinous substance, among which lie the cases of sporules. These cases (*thece*)

are transparent membranous tubes, either simple or composed of several placed end to end, which either lie free in the nucleus, or are themselves contained in other membranous cases (asci). In the beginning Lichens are stated to be in all cases developed in humidity, and to be, in fact, at that time, mere Phyceæ or Confervæ; but as soon as the humidity diminishes, the under part dies, and an inert leprous crust is formed, which ultimately becomes the basis of the plant. Hence Lichens consist of two distinct sorts of tissue,—living cellules forming the vegetating part, and dead cellules the cohesion of which is lost; when separate, the former is *Palmella botryoides*, and the latter *Lepraria*. Of these two sorts of matter, the leprous is incapable of perpetuating the Lichen, while every part of the living stratum has been ascertained to become reproductive matter. See Fries, as above quoted, and Meyer *Ueber die Entwicklung, &c., der Flechten*. The investigations of the latter are exceedingly interesting. By sowing Lichens, he arrived at some curious conclusions, the chief of which are, that, like other imperfect plants, they may owe their origin either to an original elementary, or to a reproductive generation—the latter by the creation of parts capable of development in conformity to the plant by which they are borne; that decomposed vegetable, and some inorganic, matter, are equally capable of assuming organisation under the influence of water and light; and that the pulverulent matter of Lichens is that which is subject to this kind of indefinite propagation, while the sporules lying in the shields are the only part that will really multiply the species. He further says, that he has ascertained, by means of experiments from seed, that supposed species and even some genera of Acharius, are all forms of the same; as, for instance, *Lecanora cerina*, *Lecidea luteo-alba*, and others of the common *Parmelia parietina*. As these remarks have not been, as far as I know, contradicted, they may now be considered established facts.

Agardh considers Lichens more nearly allied to Fungi than to Algæ: he remarks, that if *Sphærias* or *Pezizas* had a thallus, they would be Lichens, and that the same part is all that determines such genera as *Calycium*, *Verrucaria*, or *Opegrapha* to be Lichens, and not Fungi. He adds, that all the transitions from Algæ to the state of Lichens, which have been detected by modern inquirers, are mere degenerations into the form of the Lichen tribe, and by no means into Lichens themselves.

With regard to the arrangement of the genera of Lichens, that of Acharius has been adopted by lichenologists of this country and of most others; but, which is remarkable, not in Sweden; and it seems probable, from the investigations that have lately been instituted, that this celebrated system will, like the more general one of Linnaeus, be wholly abandoned. In its room every writer upon Lichens has proposed a new one of his own; Meyer, Eschweiler, Wallroth, Agardh, Fries, Chevalier, Fée, have each brought forward methods of arrangement, of which it may be said, without disparagement to any of them, that it is impossible at present to say which will be eventually adopted.

The only point to which it is further necessary to advert, is the separation of the tribe called *Hypoxyla* from Lichens. In part, this is composed of *Opegrapha* and other Lichenoid, and of *Sphæria* and various Fungoid, genera: its character is to discharge a sporuliferous pulp from the nucleus. But it seems to be a prevalent opinion that this character is uncertain and unimportant, and consequently the supposed tribe will fall back in part into Lichens, and in part into Fungi, from which it sprung. Dr. Greville, however, adheres to the distinction.

GEOGRAPHY. Pulverulent Lichens are the first plants that clothe the bare rocks of newly-formed islands in the midst of the ocean, foliaceous

Lichens follow these, and then Mosses and Hepaticæ. *D'Urville Ann. Sc.* 6. 54. About 800 species are described by Acharius, the number of which is perhaps capable of some reduction; 200 are added by Fée, and great numbers are, no doubt, still undiscovered. They are found upon trees, rocks, stones, bricks, pales, and similar places; and the same species seem to be found in many different parts of the world: thus, the Lichens of North America differ little from those of Europe. Fée estimates the number actually known, either in herbaria or in books, at 2400.

PROPERTIES. Lichens have been remarked by Decandolle to possess two distinct classes of characters, the one rendering them fit for being employed as dyes after maceration in urine, the other making them nutritive and medicinally useful to man. M. Braconnot has ascertained that oxalate of lime, or oxalic acid, exists in great abundance in Lichens, particularly in those which are granular and crustaceous. The common Variolaria, which is found upon almost every old beech-tree, contains rather more than 29 per cent. *Ed. P. J.* 13. 194. Lichens that grow on the summit of fir-trees have been found by Dr. John, of Berlin, to contain an uncommon proportion of oxide of iron, which may be viewed as illustrative of the formation of iron by the vegetable process. *Ibid.* 2. 394. Of those used in dyeing, the principal crustaceous kinds are, *Lecanora perella*, the Orseille de terre, or Perelle d'Auvergne of the French, *Lecanora tartarea*, or Cudbear, *hæmatomma* and *atra*, *Variolaria lactea*, *Urceolaria scruposa* and *cinerea*, *Isidium Westringii*, *Lepraria chlorina*; of the foliaceous species, *Parmelia saxatilis*, *omphalodes*, *encausta*, *conspersa*, and *parietina*, *Sticta pulmonacea*, *Solorina crocea*, and *Gyrophora deusta* and *pustulata*; but the most important are *Roccella tinctoria* and *fusiformis*, the dye of which is so largely used by manufacturers under the name of Orshell, or Archil, or Orseille des Canaries; there are other species capable of being employed in a similar manner, as *Usnea plicata*, *Evernia prunastri*, *Alectoria jubata*, *Ramalina Scopulorum*, and several *Cenomyces*. The nutritive properties of Lichens probably depend upon the presence of an amylaceous substance analogous to gelatine, which, according to Berzelius, exists in the form of pure starch or amylaceous fibre, to the amount of 80·8 per cent in *Cetraria islandica*. This plant, which is the Iceland Moss of the shops, is slightly bitter as well as mucilaginous, and is frequently used as tonic, demulcent, and nutrient; *Cetraria nivalis*, *Sticta pulmonacea*, and *Alectoria usneoides*, will all answer the same purpose. Tripe de Roche, on which the Canadian hunters are often forced to subsist, is the name of various species of *Gyrophora*; the Rein Deer Moss, which forms the winter food of that animal, is *Cenomyce rangiferina*. *Parmelia parietina*, *Borrera furfuracea*, *Evernia prunastri*, *Cenomyce pyxidata* and *coccifera*, are reputed astringents and febrifuges, and *Peltidea apthosa* an anthelmintic; *Sticta pulmonacea* is used in Siberia for giving a bitter to beer; *Evernia vulpina*, called Ulfmossa by the Swedes, is believed by that people to be poisonous to wolves; but this requires confirmation. See *Decand. Essai Méd.* 318, and *Agardh Aph.* 94.

EXAMPLES. *Parmelia*, *Sticta*, *Ramalina*, *Nephroma*, *Bæomyces*.

CCLXXI. FUNGI. THE MUSHROOM TRIBE.

FUNGI, *Juss. Gen. 3.* (1789); *Dec. Fl. Fr. 2.* 65. (1815); *Nees das System der Pilze und Schwämme*, (1817); *Fries Syst. Mycolog.* (1821); *Syst. Orb. Veg.* (1825); *Adolphe Brongn. in Dict. Class. 5.* 155. (1824); *Grev. Scott. Crypt. Fl. 6.* (1828); *Hooker British Flora*, 457. (1830).—EPHYPHYTÆ, *Link*; *Grev. Fl. Edin.* xxv. (1824).—GASTEROMYCI, *Grev. Fl. Edin.* xxiv. (1824).—BYSSOIDEÆ, *Grev. Fl. Edin.* xxv. (1824); *Fries Syst. Orb. Veg.* (1825); *Grev. Scott. Crypt. Fl. 6.* (1828).—MYCETES, *Spreng. Syst. 4.* 376. (1827).—UREDINEÆ, MUCEDINEÆ, and LYCOPERDACEÆ, *Ad. Brongn. in Dict. Class. l. c.* (1824.)

DIAGNOSIS. Aerial, leafless, flowerless plants, with no thallus or external sporiferous disks.

ANOMALIES. Sphærias approach Lichens in their structure: they are known by their want of thallus.

ESSENTIAL CHARACTER.—*Plants* consisting of a congeries of cellules, among which filaments are occasionally intermixed, increasing in size by addition to their inside, their outside undergoing no change after its first formation, chiefly growing upon decayed substances, frequently ephemeral, and variously coloured. *Sporules* lying either loose among the tissue, or enclosed in membranous cases called sporidia.

AFFINITIES. These are only distinguished from Lichens by their more fugitive nature, their more succulent texture, their want of a thallus or expansion independent of the part that bears the reproductive matter, and by the latter being contained within their substance and not in hard distinct nuclei originating in the centre and breaking through a cortical layer. From Algæ there is no absolute character of division, except their never growing in water; in fact, it is, as has been before stated, rather the medium in which Fungi and Algæ are developed that distinguishes them, than any peculiarity in their own organisation: for instance, the aerial Byssaceæ, which are Fungi, are nearly the same in structure as the aquatic Hydronemateæ, which are Algæ. While there is so near an approximation of these families to each other, particularly in the simplest forms, it is important to remark that no spontaneous motion has been observed in Fungi, which, therefore, cannot be considered so closely allied to the animal kingdom as Algæ, notwithstanding the presence of azote in them, and the near resemblance of the substance by chemists called Fungin, to animal matter.

Fungi are almost universally found growing upon decayed animal or vegetable substances, and scarcely ever upon living bodies of either kingdom; in which respect they differ from Lichens, which very commonly grow upon the living bark of trees. They are, however, not confined to dead or putrid substances, as is shewn by their attacking various plants when in a state of perfect life and vigour. In their simplest form they are little articulated filaments, composed of simple cellules placed end to end; such is the mouldiness that is found upon various substances, the mildew of the Rose-bush, and, in short, all the tribes of Mucor and Mucedo; in some of these the joints disarticulate, and appear to be capable of reproduction; in others sporules collect in the terminal joints, and are finally dispersed by the rupture of the cellule that contained them. In a higher state of composition, Fungi are masses of cellular tissue of a determinate figure, the whole centre of which consists of sporules either lying naked among filaments, as in the Puff-balls, or contained in membranous tubes or sporidia, like the thecæ of Lichens, as in the Sphærias. In their most complete state they consist of two surfaces, one of which is even and imperforate, like the cortical layer in Lichens; the other separated into plates or cells, and called the hymenium, in which the sporules are deposited.

Upon this kind of difference of structure, Fungi have not only been divided into distinctly marked tribes, but it has been proposed to separate certain orders from them under the name of Byssaceæ, Gasteromyci, and Hypoxyla: the first comprehending the filamentous Fungi found in cellars, and similar plants; the second Lycoperdons and the like; and the third species which approach Lichens in the formation of a distinct nucleus for the sporules, such as Sphæria. But it appears to me better to consider all these mere forms of one great vegetable group.

Some writers have questioned the propriety of considering Fungi as plants, and have proposed to establish them as an independent kingdom, equally distinct from animals and vegetables; others have entertained doubts of their being more than mere fortuitous developements of vegetable matter, called into action by special conditions of light, heat, earth, and air—doubts which have been caused by some remarkable circumstances connected with their development, the most material of which are the following: they grow with a degree of rapidity unknown in other plants, acquiring the volume of many inches in the space of a night, and are frequently meteoric, that is, spring up after storms, or only in particular states of the atmosphere. It is possible to increase particular species with certainty, by an ascertained mixture of organic and inorganic matter exposed to well-known atmospheric conditions, as is proved by the process adopted by gardeners for obtaining *Agaricus campestris*; a process so certain, that no one ever saw any other kind of *Agaricus* produced in Mushroom-beds; this could not happen if the Mushrooms sprang from seeds or sporules floating in the air, as in that case many species would necessarily be mixed together; they are often produced constantly upon the same kind of matter, and upon nothing else, such as the species that are parasitic upon leaves: all which is considered strong evidence of the production of Fungi being accidental, and not analogous to that of perfect plants. Fries, however, whose opinion must have great weight in all questions relating to Fungi, argues against these notions in the following manner: “Their sporules are so infinite (in a single individual of *Reticularia maxima* I have counted above 10,000,000), so subtile (they are scarcely visible to the naked eye, and often resemble thin smoke), so light (raised, perhaps, by evaporation into the atmosphere), and are dispersed in so many ways (by the attraction of the sun, by insects, wind, elasticity, adhesion, &c.), that it is difficult to conceive a place from which they can be excluded.” I give his words as nearly as possible, because they may be considered the sum of all that has to be urged against the doctrine of equivocal generation in Fungi; but without admitting, by any means, so much force in his statement as is required to set the question at rest. In short, it is no answer to such arguments as those just adverted to. It seems to me that a preliminary examination is necessary into the existence of an exact analogy between all the plants called Fungi; a question which must be settled before any further inquiry can be properly entered upon. That a number of the fungus-like bodies found upon leaves are mere diseases of the cuticle, or of the subjacent tissue, is by no means an uncommon opinion; that many more, such as the Byssaceæ in particular, are irregular and accidental expansions of vegetable tissue in the absence of light, is not improbable; and it is already certain that no inconsiderable number of the Fungi of botanists are actually either, as various Rhizomorphas, the deformed roots of flowering plants growing in cellars, clefts of rocks, and walls; or mere stains upon the surface of leaves, as *Venularia grammica*; or the rudiments of other Fungi, as many of Persoon’s Fibrillarias. Those who are anxious to inquire into these and other points, are referred to Fries’ works generally, to the various

writings of Nees von Esenbeck, and to the Scottish Cryptogamic Flora of Dr. Greville.

GEOGRAPHY. The Fungi by which most extra-tropical countries are inhabited are so numerous, that no one can safely form even a conjecture as to the number that actually exists. If they are ever fortuitous productions, the number must be indeterminable; if many are mere diseases and the remainder fixed species, then the knowledge of their nature must be reduced to a more settled state before any judgment upon their number can be formed. According to Fries, he discovered no fewer than 2000 species within the compass of a square furlong in Sweden; of *Agaricus* alone above 1000 species are described; and of the lower tribes the number must be infinite. Sprengel, however, does not enumerate in his *Systema Vegetabilium* more than between 2700 and 2800; but when we consider that his genus *Agaricus* does not go beyond number 646, although 1000 at least are described, it is not improbable that the rest of his enumeration is equally defective, and that the number of described Fungi perhaps amounts to between 4 and 5000. Of tropical species we know but little; their fugitive nature, the difficulty of preserving them, and perhaps the incuriousness of travellers, as well as their scarcity in the damp parts of equinoctial countries, have been the causes of the proportion in such climates between Fungi and other plants being unknown.

PROPERTIES. A large volume might be written upon the qualities and uses of Fungi, but in this place they can be only briefly adverted to in a very general way. They may be said to be important, either as food or as poison, or as parasites destructive to the plants upon which they grow. As food, the most valuable are the *Agaricus campestris*, or common Mushroom, the various species of *Helvella* or Morel, and Tuber or Truffle; but a considerable number of other kinds are used for food in various parts of the world, of which a useful account will be found in Decandolle's excellent *Essai sur les Propriétés Médicales des Plantes*, in Persoon's work *Sur les Champignons comestibles*, and in a paper by Dr. Greville in the 4th volume of the *Transactions of the Wernerian Society*.

It is necessary to exercise the utmost care in employing Fungi, the nature of which is not perfectly well ascertained, in consequence of the resemblance of poisonous and wholesome species, and the dreadful effects that have followed their incautious use. It is true that many kinds are named by Pallas as being commonly used by the Russians, which are plentiful in countries where they are not employed for food; but, in the first place, it is not perhaps quite certain that poisonous and wholesome species are not confounded under the same name; in the next place, climate may make a difference; and lastly, much depends upon the mode in which they are cooked. Upon this subject Delile observes, that it was ascertained by M. Paulet, in 1776, that salt and vinegar removed every deleterious principle from that most poisonous plant the *Agaricus bulbosus*; that it is the universal practice in Russia to salt the Fungi, and that this may be the cause of their harmlessness, just as the pickling and subsequent washing of the poisonous *Agaric* of the Olive renders it catable in the Cevennes; but that nevertheless it is much wiser to run no risk with unknown Fungi, even taking such precautions; a remark to which he was led by the lamentable death of a French officer and his wife, in consequence of breakfasting off some poisonous *Agarics*, which were nevertheless eaten by other persons in the same house with impunity. It was probable that in that case a difference in the cooking was the cause of the difference in the effect of the Fungi; but it was a sufficient ground for distrusting all Fungi except the cultivated ones. So strongly did the late

Professor L. C. Richard feel the prudence of this, that, although no one was better acquainted with the distinctions of Fungi, he would never eat any except such as had been raised in gardens in mushroom beds. One of the most poisonous of our Fungi is the *Amanita muscaria*, so called from its power of killing flies when steeped in milk. Even this is eaten in Kamchatka, with no other than intoxicating effects, according to the following account by Dr. Langsdorff, as translated by Dr. Greville, from whom I borrow it.

“This variety of *Amanita muscaria* is used by the inhabitants of the north-eastern parts of Asia in the same manner as wine, brandy, arrack, opium, &c. is by other nations. These Fungi are found most plentifully about Wischna, Kamchatka, and Wilkowa Derecona, and are very abundant in some seasons, and scarce in others. They are collected in the hottest months, and hung up by a string in the air to dry: some dry of themselves on the ground, and are said to be far more narcotic than those artificially preserved. Small deep-coloured specimens, thickly covered with warts, are also said to be more powerful than those of a larger size and paler colour. The usual mode of taking the Fungus is, to roll it up like a bolus, and swallow it without chewing, which, the Kamchatkades say, would disorder the stomach. It is sometimes eaten fresh in soups and sauces, and then loses much of its intoxicating property: when steeped in the juice of the berries of *Vaccinium uliginosum*, its effects are those of strong wine. One large, or two small Fungi, is a common dose to produce a pleasant intoxication for a whole day, particularly if water be drunk after it, which augments the narcotic principle. The desired effect comes on from one to two hours after taking the Fungus. Giddiness and drunkenness result in the same manner as from wine or spirits; cheerful emotions of the mind are first produced; the countenance becomes flushed; involuntary words and actions follow, and sometimes at last an entire loss of consciousness. It renders some remarkably active, and proves highly stimulant to muscular exertion: by too large a dose, violent spasmodic effects are produced. So very exciting to the nervous system, in many individuals, is this Fungus, that the effects are often very ludicrous. If a person under its influence wishes to step over a straw or small stick, he takes a stride or a jump sufficient to clear the trunk of a tree; a talkative person cannot keep silence or secrets; and one fond of music is perpetually singing. The most singular effect of the *Amanita* is the influence it possesses over the urine. It is said that, from time immemorial, the inhabitants have known that the Fungus imparts an intoxicating quality to that secretion, which continues for a considerable time after taking it. For instance, a man moderately intoxicated to day will, by the next morning, have slept himself sober, but (as is the custom), by taking a teacup of his urine he will be more powerfully intoxicated than he was the preceding day. It is, therefore, not uncommon for confirmed drunkards to preserve their urine as a precious liquor against a scarcity of the Fungus. This intoxicating property of the urine is capable of being propagated; for every one who partakes of it has his urine similarly affected. Thus, with a very few *Amanitæ*, a party of drunkards may keep up their debauch for a week. Dr. Langsdorf mentions, that by means of the second person taking the urine of the first, the third that of the second, and so on, the intoxication may be propagated through five individuals.”

Of parasitical Fungi, the most important are those which are called dry rot, such as *Polyporus destructor*, *Merulius lacrymans* and *vastator*, &c., which are the pest of wooden constructions; next to these come the blight

in corn, occasioned by *Puccinia graminis*; the smut and ergot, if they are really any thing more than the diseased and disorganised tissue of the plants affected; the rust, which is owing to the ravages of *Æcidiums*; and finally, in this class is to be included what we call mildew, minute simple articulated *Mucors*, *Mucedos*, and *Byssi*. The genus *Rhizomorpha*, which vegetates in dark mines far from the light of day, is remarkable for its phosphorescent properties. In the coal mines near Dresden the species are described as giving those places the air of an enchanted castle; the roofs, walls, and pillars, are entirely covered with them, their beautiful light almost dazzling the eye. The light is found to increase with the temperature of the mines. *Ed. P. J.* 14. 178. It is a most remarkable circumstance, and one which deserves particular inquiry, that the growth of the minute Fungi, which constitute what is called mouldiness, is effectually prevented by any kind of perfume. It is known that books will not become mouldy in the neighbourhood of Russia leather, nor any substance, if placed within the influence of some essential oil. *Ibid.* 8. 34. *Boletus igniarius* is used in India as a styptic, as well as for Amadou. *Ainslie*, 1. 5. The *Boleti*, when wounded, heal much in the same manner as the flesh of animals. *Edin. Philosop. Journ.* 14. 369.

- EXAMPLES. § *Coniomycetes* (*Uredo*, *Æcidium*, *Mucor*).
 § *Gasteromycetes* (*Sclerotium*, *Physarum*, *Lycoperdon*).
 § *Pyrenomycetes* (*Hysterium*, *Sphæria*).
 § *Hymenomycetes* (*Agaricus*, *Boletus*, *Clavaria*).
 § *Byssaceæ* (*Racodium*, *Monilia*, *Erineum*).

CCLXXII. ALGÆ. THE SEA-WEED TRIBE.

ALGÆ, *Juss. Gen.* 5. (1788); *Roth. Catalecta Botanica* (1797); *Dec. Fl. Fr.* 2. 2. (1815); *Agardh Synopsis Alg.* (1817.); *Species Alg.* (1821-1828); *Syst. Alg.* (1824); *Greville Alg. Brit.* (1830).—PHYCEI, *Acharius* (1807?).—THALASSIOPHYTA, *Lamouroux Ann. Mus.* 20. (1812); *Gaillon in Dict. des Sc.* 53. 350. (1828).—HYDROPHYTA, *Lyngb. Tentam.* (1819).—ARTHIRODIEÆ, *Bory in Dict. Class.* 1. 591. (1822).—HYDRONEMATEÆ, *Nees in Nov. Act. Nat. Cur.* 11. 509. (1823); *Ann. des Sc.* 13. 439. (1828).—CHAODINEÆ, CONFERVE, and CERAMIAIÆ, *Bory in Dict. Class.* 3. and 4. (1823).—CHLÉTOPHOROIDEÆ, *Greville Fl. Edin.* 321. (1824).—HYDROPHYCÆ, *Fries Syst. Orb. Veg.* 320. (1825.)

DIAGNOSIS. Aquatic leafless flowerless plants.

ANOMALIES.

ESSENTIAL CHARACTER.—Leafless flowerless plants, with no distinct axis of vegetation, growing in water, frequently having an animal motion, and consisting either of simple vesicles lying in mucus, or of articulated filaments, or of lobed fronds, formed of uniform cellular tissue. *Reproductive matter* either altogether wanting, or contained in the joints of the filaments, or deposited in theæ of various form, size, and position, caused by dilations of the substance of the frond. *Sporules*, with no proper integument, in germination elongating in two opposite directions.

AFFINITIES. Whatever ingenuity may be employed in determining the relative degree of dignity in the vegetable creation between Fungi, Lichens, and Algæ, it seems to me that the conclusion which is constantly arrived at is, that Algæ are absolutely distinguishable from the two others only by their

living in water, and that, except for the influence which that medium exercises on them, they would be identical with Lichens on the one hand, and with Fungi on the other. The method under which the genera should be arranged, almost every observer having a method of his own, is a question still to settle; but in this place we have chiefly to consider the more remarkable facts connected with their organisation. Those who wish to make the order a special study will do well to take the excellent *Species Algarum* of Agardh for their guide, and to study the papers of Bory de St. Vincent, and Fries, for general ideas, and that most beautiful of all books, the *Algæ Britannicæ* of Dr. Greville, for the application of them to the Flora of this country.

Those who have ever examined the surface of stones constantly moistened by water, the glass of hothouses, the face of rocks in the sea, or of walls where the sun never shines, or the hard paths in damp parts of gardens after rain, cannot fail to have remarked a green mucous slime with which they are covered. This slime consists of Algæ in their simplest state of organisation, belonging to the genera *Palmella*, *Nostoc*, *Red Snow*, and the like, the *Nostochinæ* of Agardh, or *Chætophoroideæ* of Greville; they have been called *Chaodineæ* by Bory de St. Vincent, whose account of them is to the following effect:—The slime resembles a layer of albumen spread with a brush; it exfoliates in drying, and finally becomes visible by the manner in which it colours green or deep brown. One might call it a provisional creation waiting to be organised, and then assuming different forms, according to the nature of the corpuscles which penetrate it or develop among it. It may further be said to be the origin of two very distinct existences, the one certainly animal, the other purely vegetable. This matter lying among amorphous mucus consists in its simplest state, of solitary, spherical corpuscles, (such as are figured by Turpin in the *Mémoires du Muséum*, vol. 18. t. 5.; and as may be easily seen in the common green crust upon old pales, *Palmella botryoides*); these corpuscles are afterwards grouped, agglomerated, or chained together, so producing more complex states of organisation. Sometimes the mucus, which acts as the basis or matrix of the corpuscles, when it is found in water, which is the most favourable medium for its development, elongates, thickens, and finally forms masses of some inches extent, which float and fix themselves to aquatic plants. These masses are at first like the spawn of fish, but they soon change colour and become green, in consequence of the formation of interior vegetable corpuscles. Often, however, they assume a milky or ferruginous appearance; and if in this state they are examined under the microscope, they will be found completely filled with the animalcules called *Naviculariæ*, *Lunulinæ*, and *Stylariæ*, assembled in such dense crowds as to be incapable of swimming. In this state the animalcules are inert. Are they developed here, or have they found their way to such a nidus, and have they hindered the development of the green corpuscles? Is the mucus in which they lie the same to them as the albuminous substance in which the eggs of many aquatic animals are deposited? At present we have no means of answering these questions. According to M. Gaillon, many of these simple plants are certainly nothing but congeries or rows of the singular and minute animalculæ called *Vibrio tripunctatus* and *bipunctatus* by Muller, strung end to end. See Ferussac's *Bulletin*, Feb. 1824. He particularly applies this remark to *Monema comoides*.

Another form of Algæ, one which may be considered a higher degree of development of the last, is that in which they assume a tubular state, containing pulverulent or corpuscular matter in the inside, and become what

are called Confervæ, or, as M. Bory styles them, Arthrodiæ. These, which comprehend true Confervæ, Oscillatorias, and many Diatomæ, are thus spoken of by the acute botanist last mentioned:—The general character of Arthrodiæ consists in filaments, generally simple, and formed of two tubes, of which one, which is exterior and transparent, offers no trace of organisation to the most powerful eye, so that it might be called a tube of glass, contains an inner articulated filament filled with colouring matter, often almost imperceptible, but at other times very intense green, purple, or yellowish; these compound filaments present to the astonished eye the strangest and most different phenomena, all of which have the plainest characters of animal life, supposing that animal life is to be inferred from motions indicating a well-marked power of volition. The Arthrodia tribe usually inhabit either fresh or sea-water, and several are common to both. One of them, but a species referred to the tribe with some uncertainty, the *Conferva ericetorum*, grows on the ground, but in places that are very damp, and often inundated; others among the Oscillating species cover the humid surface of rocks or earth, and the interstices in the pavement of cities; some even grow in hot springs of a very high temperature. (*Ulva thermalis* lives in the hot springs of Gastein in a temperature of about 117° Fahrenheit. *Ed. P. J.* 4. 206.) The most remarkable are, 1st. The Fragillarias, to which *Diatoma* and *Achnanthes* belong; these, when combined in the little riband-like threads which are natural to them, have no apparent action; but as soon as the separation of the joints takes place, a sort of sliding or starting motion may be seen between them. 2dly. The Oscillarias, some of which have an oscillatory movement, extremely active and perceptible; and the *Ulva labyrinthiformis* and *Anabaina*, which, with all the appearance of a plant, has, according to Vauquelin and Chaptal, all the chemical characters of an animal. 3dly. The Conjugatæ, the filaments of which separate at one period, and unite again at another, and finally, by a mode of coupling completely animal, resolve themselves into a single and uniform being; and, 4thly, the Zoocarpeæ, most extraordinary productions, in which the animal and vegetable nature follow each other in the same individual; vegetables in the earlier period of their existence, but producing, in the room of sporules or buds, little microscopic animalcules, which become filamentous vegetables after a certain length of time. Dr. Greville, in his *Flora Edinensis*, adopted an opinion of Dr. Fleming and others, that many of the species referred to this group possess an animal structure; such as *Diatoma flocculosum*, *tenuë*, *arcuatum*, and *obliquatum*, and *Fragillaria striatula* and *pectinalis*; and he believed *Conferva stipitata*, *Biddulphiana* and *tæniæformis* of Eng. Bot., together with the whole genus *Echinella*, to be equally dubious. But he altered this opinion after two or three years, if we are to judge from his *Cryptogamic Flora*, in which are beautiful figures of some of the very beings the animal nature of which is so much to be suspected. For example, *Diatoma tenuë*, a little Confervoid plant with parallelogramic articulations, at first attached by their longest sides, and afterwards separating at their alternate extremities, so as to form a fili-form tube. “The filaments,” according to an interesting observation of the Rev. Mr. Berkley, “at a certain period seem to lose the squareness of their figure, to be attenuated at the extremities and dilated in the centre, to become cylindrical and opaque, and, in short, metamorphosed into a moniliform filament, with elliptical or oblong purple joints and colourless articulations.” (Vol. vi. 354.) Agardh is of opinion that we have among these rudimentary Alga: not only a distinct passage to the animal, but even to the mineral kingdom: for he states that some of his Diatomæ include vegetable crystals

bounded by right lines, collected into a crystalliform body, and with no other difference from minerals than that the individuals have the power of again separating. *System*, xiii. The observations above quoted are those of naturalists of so high a reputation for accuracy, that they may safely be accepted as certain; but I do not know what to say of such as the following, by a German botanist of the name of Meyen, unless that they require to be verified by others, especially because those who have sought for the phenomena he mentions have not succeeded in finding them. This writer states that he has seen, very often, a spontaneous motion in *Zygnema nitidum*; and its filaments contract from the length of 10 inches to that of 4-6 lines; that the *Oscillatorias* move in a circle; that the globules contained in the filaments of *Zygnema* have a life partly vegetable, partly animal, and procreate similar globules, some of which become animals endowed with motion. See Agardh's *Species Algarum*, 2. 48., from which this account is extracted. Certain supposed *Confervæ*, called *Bacillarias*, are rejected from plants by M. Bory de St. Vincent, and placed in the lowest grade of the animal creation. See *Dict. Class.* 2. 128.

Other *Algæ* approach nearly to the structure of Lichens, lose entirely their animal properties, and become broad flat expansions, or finely divided vegetables, such as are seen in the ordinary state of Sea-weeds, Fuci, or marine *Confervæ*. Of the British species of these, and of their general nature, an excellent account has been given by Dr. Greville in his *Algæ Britannicæ*, from which the greater part of the following remarks is extracted. While the two first groups consist of microscopic objects inhabiting obscure places, shady paths, or half-immersed surfaces of stones and banks, the more complete *Algæ* comprehend species forming subaqueous forests of considerable extent in the vast ocean, emulating in their own gigantic dimensions the boundless element that enfolds them. *Chorda filum*, a species common in the North Sea, is frequently found of the length of 30 or 40 feet. In Scalpa Bay, in Orkney, according to Mr. Neill, this species forms meadows, through which a pinnace with difficulty forces its way. *Lessonia fuscescens* is described by M. Bory de St. Vincent as 25 or 30 feet in length, with a trunk often as thick as a man's thigh. But all these, and indeed every other vegetable production, is exceeded in size by the prodigious fronds of *Macrocystis pyrifera*. "This appears to be the sea-weed reported by navigators to be from 500 to 1500 feet in length: the leaves are long and narrow, and at the base of each is placed a vesicle filled with air, without which it would be impossible for the plant to support its enormous length in the water; the stem not being thicker than the finger, and the upper branches as slender as common packthread."

These remarks may be concluded by a reference to the following works, in which further information relating to the animal nature of certain *Confervæ* may be found: Nees von Esenbeck *Die Algen des Sussen Wassers* (1814); Treviranus in *Ann des Sc.* 10. 22. (1817); Gruithuisen in *Nov. Act. Acad. Leopold. Curios.* 10. 437.; Carus in *the same*, 11. 491. (1823); Gaillon in *Ann. Sc. Nat.* 1. 309. (1823); Desmazières in *the same*, 10. 42. (1825), and 14. 206. (1828); Unger in *the same*, 13. 431. (1828): all of which should be carefully consulted by those who wish to form any accurate judgment upon this most curious and interesting subject.

GEOGRAPHY. This has been treated upon carefully by Lamouroux in the *Annales des Sciences Naturelles*, vol. 7, and by Dr. Greville in the *Algæ Britannicæ*. *Algæ* are most important in the economy of nature for forming the commencement of soil by their deposit and decomposition. The basin of the ocean is said to be continually rising by the deposit of such

plants, particularly of *Conferva chthonoplastes*, the closely aggregated slimy fibres of which form dense beds. *Ed. P. J. 2. 392.* The same circumstance occurs in lakes and ditches: the bottoms of some of the former, in this country, are no doubt increased by the curious production called *Conf. ægagropila*. To the peculiar distribution of *Phænogamous* plants into certain botanical regions, a fact familiar to all botanists, there is something analogous in the submersed Flora of the ocean. We find latitude, depth, currents, influencing the forms of *Algæ* in nearly the same way as latitude, elevation, and station, affect those plants which are more perfect; and as many of the latter are confined to small extent of country, so do several of the *Algæ* extend but to short distances in the sea. Thus *Odonthalia dentata* and *Rhodomenia cristata* are confined to the northern parts of Great Britain, while many others are peculiar to the southern parts; and, on the contrary, many are cosmopolites of an unbounded range, such as *Codium* and *Ulvaceæ*. The latter thrive best in the polar and temperate zones, *Dictyotæ* increase as we approach the equator, *Fuci* particularly flourish between the parallels of 55° and 44° , and, according to Lamouroux, rarely approach the equator nearer than 36° . The articulated or imperfectly formed fresh-water *Algæ* are nearly confined to the temperate and northern parts of the world, being almost unknown or undescribed from within the tropics. The number of species is scarcely capable of being estimated.

PROPERTIES. For what wise purpose the Creator has filled the sea and the rivers with countless myriads of these plants, so that the Flora of the deep waters is as extensive as that of dry land, we can only conjecture; the uses to which they are applied by man are, doubtless, of but secondary consideration; and yet they are of no little importance in the manufactures and domestic economy of the human race. Dr. Greville describes them thus (*Algæ Britannicæ*, xix.):—

“*Rhodomenia palmata*, the dulse of the Scots, dillesk of the Irish, and saccharine *Fucus* of the Icelanders, is consumed in considerable quantities throughout the maritime countries of the north of Europe, and in the Grecian Archipelago; *Iridæa edulis* is still occasionally used, both in Scotland and the south-west of England. *Porphyra laciniata* and *vulgaris* is stewed, and brought to our tables as a luxury under the name of Laver; and even the *Ulva latissima*, or green Laver, is not slighted in the absence of the *Porphyræ*. *Enteromorpha compressa*, a common species on our shores, is regarded, according to Gandichaud, as an esculent by the Sandwich Islanders. *Laurentia pinnatifida*, distinguished for its pungency, and the young stalks and fronds of *Laminaria digitata* (the former called Pepperdulse, the latter Tangle), were often eaten in Scotland; and even now, though rarely, the old cry, ‘Buy dulse and tangle,’ may be heard in the streets of Edinburgh. When stripped of the thin part, the beautiful *Alaria esculenta* forms a part of the simple fare of the poorer classes of Ireland, Scotland, Iceland, Denmark, and the Faroe Islands.

“To go further from home, we find the large *Laminaria potatorum* of Australia furnishing the aborigines with a proportion of their ‘instruments, vessels, and food.’ On the authority of Bory de St. Vincent, the *Durvillea utilis* and other *Laminariæ* constitute an equally important resource to the poor on the west coast of South America. In Asia, several species of *Gelidium* are made use of to render more palatable the hot and biting condiments of the East. Some undetermined species of this genus also furnish the materials of which the edible swallows’ nests are composed. It is remarked by Lamouroux, that three species of swallow construct edible nests, two of which build at a distance from the sea-coast, and use the sea-weed only as a cement

for other matters. The nests of the third are consequently most esteemed, and sold for nearly their weight in gold. *Gracillaria lichenoides* is highly valued for food in Ceylon and other parts of the East, and bears a great resemblance to *Gracillaria compressa*, a species recently discovered on the British shores, and which seems to be little inferior to it; for my friend Mrs. Griffiths tried it as a pickle and preserve, and in both ways found it excellent.

"It is not to mankind alone that marine Algæ have furnished luxuries, or resources in times of scarcity. Several species are greedily sought after by cattle, especially in the north of Europe. *Rhodoménia palmata* is so great a favourite with sheep and goats, that Bishop Gunner named it *Fucus ovinus*. In some of the Scottish islands, horses, cattle, and sheep, feed chiefly upon *Fucus vesiculosus* during the winter months; and in Gothland it is commonly given to pigs. *Fucus serratus* also, and *Chorda Filum*, constitute a part of the fodder upon which the cattle are supported in Norway.

"In medicine we are not altogether unindebted to the Algæ. The *Gigartina helminthocorton*, or Corsican Moss, as it is frequently called, is a native of the Mediterranean, and held once a considerable reputation as a vermifuge. The most important medical use, however (omitting minor ones), derived from sea-weeds, is through the medium of Iodine, which may be obtained either from the plants themselves, or from kelp. French kelp, according to Sir Humphrey Davy, yields more Iodine than British; and, from some recent experiments made at the Cape of Good Hope by M. Ecklon, *Laminaria buccinalis* is found to contain more than any European Algæ. Iodine is known to be a powerful remedy in cases of goitre. The burnt sponge formerly administered in similar cases, probably owed its efficacy to the Iodine it contained; and it is also a very curious fact, that the stems of a sea-weed are sold in the shops, and chewed by the inhabitants of South America, wherever goitre is prevalent, for the same purpose. This remedy is termed by them *Palo Coto* (literally, goitre-stick); and, from the fragments placed in my hands by my friend Dr. Gillies, to whom I am indebted for this information, the plant certainly belongs to the order *Laminariæ*, and is probably a species of *Laminaria*.

"Were the Algæ neither 'really serviceable either in supplying the wants or in administering to the comforts of mankind' in any other respect, their character would be redeemed by their usefulness in the arts; and it is highly probable that we shall find ourselves eventually infinitely more indebted to them. One species (and I regret to say that it is not a British one) is invaluable as a glue and varnish to the Chinese. This is the *Gracillaria tenax*, the *Fucus tenax* of Turner's *Historia Fucorum*. Though a small plant, the quantity annually imported at Canton from the provinces of Fokien and Tchekiang is stated by Mr. Turner to be about 27,000 lbs. It is sold at Canton for 6*d.* or 8*d.* per pound, and is used for the purposes to which we apply glue and gum-arabic. The Chinese employ it chiefly in the manufacture of lanterns, to strengthen or varnish the paper, and sometimes to thicken or give a gloss to silks or gauze. In addition to the above account, the substance of which I have extracted from Mr. Turner's work, Mr. Neill remarks that it 'seems probable that this is the principal ingredient in the celebrated gummy matter called *Chin-chon*, or *Hai-tsai*, in China and Japan. Windows made merely of slips of Bamboo, crossed diagonally, have frequently their lozenge-shaped interstices wholly filled with the transparent gluten of the *Hai-tsai*.'

“On the southern and western coasts of Ireland, our own *Chondrus crispus* is converted into size, for the use of house-painters, &c. ; and, if I be not erroneously informed, is also considered as a culinary article, and enters into the composition of blanc-mange, as well as other dishes. In the manufacture of kelp, however, for the use of the glass-maker and soap-boiler, it is that the Algæ take their place among the most useful vegetables. The species most valued for this purpose are, *Fucus vesiculôsus*, *nodosus*, and *serratus*, *Laminaria digitata* and *bulbosa*, *Himanthalia lorea*, and *Chorda Filum*.”

EXAMPLES. *Protooccus*, *Chroolepus*, *Mesogloia*, *Batrachospermum*, *Conferva*, *Ulva*, *Fucus*, *Sargassum*.

I N D E X.

The names printed in Italics are only incidentally noticed; those in Roman letters form a principal subject at the page referred to.

- ABELIA**, 207
Abies pectinata, 250
 balsamea, 250
 canadensis, 250
Abolboda, 256
Abricot sauvage, 45
Abronia, 171
Abrus precatorius, 91
Abuta amara, 33
 candicans, 33
Abutilon esculentum, 34
Acacia, 89
 arabica, 91
 nilotica, 91
 Catechu, 91
 scandens, 92
 senegalensis, 92
Acæna, 80
Acæna, 81
Acalypha Cupameni, 103
Acanthaceæ, 216, 227
Acanthaceæ, 233
Acanthus mollis, 234
Acer saccharinum, 118
Acerineæ, 117
Acerinea, 115, 119
Achillea nana, 200
Achlamydeous plants, 2
Achlys, 31
Achras Sapota, 181
Acicarpa, 201
Acid, benzoic, 93, 200
 acetic, 314
 carbazotic, 93
 gallic, 314
 kinic, 205
 moroxylic, 96
 rheumic, 170
 suberic, 98
 phosphoric, 274
 igasuric, 215
Açoita cavallos, 41
Aconitum, 6
 Cammarum, 7
 Napellus, 7
 ferox, 7
Acorinæ, 286
Acorus, 286
 Calamus, 223
 Calamus, 288
Acotyledones, 307, 330
Aerocomia sclerocarpa, 281
Aerostichum furcatum, 302
 Huaczaro, 314
Actæa racemosa, 7
Actinocarpus, 253
Adamia, 207
Adansonia, 36
Adenandra, 134
Adenarium, 164
Adiantum melanocaulon, 314
 pedatum, 314
 Capillus Veneris, 314
Adonis, 7
Adoxa, 49
Æchma, 278
Ægialitis, 195
Ægiceras, 225
Ægilops, 300
Æginetia, 228
Ægle Marmelos, 124
Æschynomene grandiflora, 91
Æsculus, 115
Ætheogamous plants, 307
Æthusa Cynapium, 5
Agallochum tribe, 77
Agamæ, 307
Agathelpis, 238
Agathis, 249
Agathosma, 134
Agave, 256, 257
Agdestis, 32
Agrimonia Eupatoria, 82
Agrostis algida, 297

- Ailanthus*, 88
Aiphanes Praga, 280
 Airi, 282
 Aizoon, 163
 Akund, 213
 Alangiæ, 67
Alangium decapetalum, 68
 hexapetalum, 68
Alcaphora, 164
Alchemilla arvensis, 80
 vulgaris, 81
Aleurites ambinux, 103
Aletris farinosa, 274
Alfonsia amygdalina, 280
Alga, 1
Algæ, 338
Algaroba, 91
Alisma Plantago, 253
Alismacæ, 6, 12
Alistmaceæ, 253
Alkanet, 242
Allamanda cathartica, 215
Allecrim brabo, 48
Alliaceæ, 273
Alloplectus, 227
 Almond tribe, 84
Alnus, 98
Aloe, 256
Aloe, 274
 spicata, 274
 perfoliata, 274
Aloineæ, 273
Alopecurus, 293
Alpinia, 266
 nutans, 267
 racemosa, 267
 Galanga, 267
Alsine, 157
Alsodineæ, 147
Alstonia theiformis, 180
Alströméria salsilla, 260
Althæa rosea, 34
 officinalis, 34
Althein, 34
 Alum root, 50, 140
Alyssum, 18
Alzatea, 110
Amanita muscaria, 336
Amarantaceæ, 165
Amarantacca, 156, 158, 167
 Amaranth tribe, 165
Amaranthus obtusifolius, 166
Amaryllideæ, 258
Amaryllideæ, 259
Amaryllis ornata, 260
Ambraria, 204
Ame-lanchier, 83
Ame-lanchier, 86
Amentacea, 78, 98
Amberstia nobilis, 90
Amirola, 116
Ammannia vesicatoria, 60
Amomum aromaticum, 267
 Amomum Grana Paradisi, 267
 maximum, 267
Ampelideæ, 119
Amphilochia, 143
Amygdaleæ, 84
Amygdaleæ, 82, 86, 88
Amygdalus microphylla, 85
 cochinchinensis, 85
 persica, 85
Amyrideæ, 126
Amyrideæ, 88, 124
Amyris, 130
 hexandra, 126
 toxifera, 126
 ambrosiaca, 126
Anacardiaceæ, 112, 116
Anacardiaceæ, 127
Anacardiææ, 129
Anacardium orientale, 129
 occidentale, 129
Ananassa, 257
Anandræ, 330
Anasser, 210
Anaxagorea, 22
Anchietea salutaris, 147
Anchusa virginica, 242
 tinctoria, 242
Anda, 103
Andræa, 320
Andromeda ovalifolia, 183
Androsaccæ, 160
Androsace, 226
Andropogon, 293
 Schœnanthus, 303
 citratum, 303
 Nardus, 303
Ancilema, 255
Ancilema, 274
Anemoneæ, 8
Angiopteris evecta, 314
Angiospermeæ, 2
Angostura bark, 133
Anise, 5
Anisette de Bourdeaux, 27
Anisochilus, 241
Anona palustris, 22, 23
 laurifolia, 22
 sylvatica, 23
Anonæ, 22
Anonaceæ, 22
Anonaceæ, 23, 24, 26, 31, 32
Anopterus, 216
Anthemis Pyrethrum, 200
 Cotula, 200
Anthemantia, 294
Anthericum bicolor, 274
Autheryllium, 61
Anthistria, 294
Anthobolus, 75
Anthocercis, 233
Anthodon, 112
Antholoma, 46, 47.
Anthospermeæ, 204

- Anthoxanthum odoratum, 303
 Anthyllis cretica, 91
 Antiaris, 95
 Antidesma, 97
 Antirhea, 205
 Antirrhineæ, 228
 Apeiba, 40
 Apetalous plants, 2
 Aphyllæ, 330
Aphyllanthes, 256
 Apocynæ, 210, 213
Apocynæ, 202, 203, 206, 209
Aponogeton, 172
 distachyon, 290
 Apostasia, 262
 Apple, monstrous, 64, 84
 Apple Tribe, 83
 Apricot, 85
 Aquifoliaceæ, 178
Aquilaria Agallochum, 77
 ovata, 77
 Aquilarinæ, 77
Aquilarinæ, 75, 217
 Aquilegia, 6, 8
 Arabis, 18
 chinensis, 17
 Arachis, 88, 89
 Aralia, 4
 Aralia Tribe, 4
 umbellifera, 4
Araliaceæ, 2, 5, 52, 208
 Araliaceæ, 4
 Araticu do Mato, 23
 Araucaria, 249
 excelsa, 249
 Dombeyi, 250
 Arayana, 237
 Arbutus Unedo, 183
 Archil, 333
 Arcostaphylos, 182
 Uva Ursi, 182
 alpina, 381
 Arctium Bardana, 200
 Ardisia, 225
 Areca Catechu, 282
 Arenaria peploides, 157
 Arethuseæ, 265
 Argemone mexicana, 9
 Arguziæ, 243
 Arhizæ, 307
 Aristolochia rotunda, 73
 longa, 73
 Clematitis, 73
 bracteata, 73
 indica, 73
 odoratissima, 73
 fragrantissima, 73
 serpentaria, 73
 serpentaria, 173
 Aristolochiæ, 72
Aristolochia, 200
 Armeria, 196
 Arnica, 200
 Arnott Tribe, 152
 Aroideæ, 286
Aroideæ, 2, 174, 175, 253, 285
 Arracacha, 140
 Arrack, 181, 282
 Arrow-root Tribe, 267
 Artabotrys odoratissima, 22
Artemisia chinensis, 199
 maderaspatana, 199
 indica, 199
 Dracunculus, 200
 Arthrodiæ, 338
 Artichoke, 200
 Jerusalem, 200
 Artocarpeæ, 95
Artocarpæ, 93, 99, 103, 182
Artocarpus incisa, 95
 Arueira Shrub, 129
 Arum Tribe, 286
Arum ovatum, 287
 esculentum, 287
 triphyllum, 287
 Colocasia, 287
 mucronatum, 287
 violaceum, 287
 maculatum, 287
 sagittifolium, 288
 cordatum, 288
 italicum, 288
 Arundinaria, 304
 Arundo arenaria, 303
 Arvore de Paina, 36
 Asarinæ, 72
Asarum canadense, 73
 europæum, 73
 Ascarina, 173
 Asclepiadæ, 210
Asclepiadæ, 55, 162
Asclepias decumbens, 213
 lactifera, 213
 aphylla, 213
 stipitacea, 213
 volubilis, 213
 tuberosa, 213
 curassavica, 213
 Ash, 131
 Ash, 224
 Asimina triloba, 23
 Asparagi, 273
Asparagin, 34
 Asparagus, 274
Asparagus, 168
 Asperifoliæ, 241
Asperula cynanchica, 203
 odorata, 203
 Asphodeleæ, 273
 Asphodel Tribe, 273
Asphodeleæ, 2, 55, 162, 256, 259, 271,
 272, 277, 279
 Aspicarpa, 119
Aspidium fragrans, 315
 Filix mas, 314
 Assafetida, 5

- Astragalus creticus, 92
 Astranthus, 79
 Astrapæa, 38
 Astronia, 62
 Atherospermeæ, 29
Atherospermea, 31
 Ativisha, 7
Atriplex hortensis, 167, 168
Atriplices, 167
 Atropa Belladonna, 232
Attalea amygdalina, 280
 Attar of Roses, 82
 Aucuba, 208
 Augusta, 204
 Aurantiaceæ, 123
Aurantiacea, 43, 78, 130, 133.
Averrhoa Bilimbi, 140
Avicennia, 239
 tomentosa, 238
 Avocado Pear, 30
 Axanthes, 204
 Ayer Ayer, 121
 Azalea, 182
 procumbens, 182
 pontica, 183
Azolla, 1
 Azolla, 318

 Bactris, 283
 Badiera, 146
 Bæomyces, 333
 Balanophoreæ, 288
Balanophora, 289
 Balm of Gilead, 127, 240
 Balsam, Canadian, 250
 Hungarian, 250
 Carpathian, 250
 of Copaiva, 92, 127
 of Acouchi, 127
 of Mecca, 127
 of Tolu, 92
 of Umiri, 123
 Balsam Tril e, 142
Balsaninea, 139, 141
 Balsamineæ, 142
Balsamodendrum gileadense, 127
 Opobalsamum, 127
 Bamboo, 280, 304
 Bambusa, 294
 Banana Tribe, 269
 Banisteria, 119
Banisteria, 119
Banksia, 86
 integrifolia, 71
 Banyan Tree, 96
 Baobab, 36
 Baphia, 89
Baptisia tinctoria, 92
 Baraldia, 60
 Barbacenia, 258
 Barbadoes Cherry Tribe, 118
 Barclaya, 11
 Barley, 302

 Barringtonia, 63
 Barringtoniæe, 66
 Bartramia, 321
 Bartsia, 231
 Basella, 167
 Basil, 240
Bassia butyracea, 181
 longifolia, 181
 Bassorin, 265
 Baueraçee, 50
Baueraçea, 49
Bauhinia, 86
Bauhinia tomentosa, 92
 Bdellium, 126
 Bead Tree Tribe, 120
 Beam tree, 84
 Bean Caper Tribe, 136
 Bean, 90
 Bean of Pythagoras, 12
 Beans, 91
 Beech, 97
 Beet, 167
Benincasa cerifera, 193
 Begoniaceæ, 169
Begonia, 207
 Bejuca de la Estrella, 73
 Belleric Myrobalan, 67
 Bellis, 201
 Belvisiaceæ, 180
 Benção de Deos, 34
 Benthamia, 241
 Benzoic acid, 93, 303
 Benzoin, 180
 Berberideæ, 30
Berberideæ, 13, 22, 29, 32
Berberis vulgaris, 31
 Berberry Tribe, 30
Berchemia volubilis, 114
Bergera Königii, 124
 Bergia, 159
Bertholletia excelsa, 45
 Berzdia, 51
 Betel, 174, 239, 282
 Betulineæ, 98
Betulineæ, 93, 97, 249
 Beurrieria, 243
Bidens tripartita, 200
Biebersteinia, 137
 Bignonia China, 237
 Cherere, 237
 Bignoniaceæ, 236
Bignoniacea, 40, 216, 227, 234
 Bikh, or Bish, 7
 Bilberry Tribe, 181
 Billardiera, 139
 Billbergia, 257
 Bindweed Tribe, 218
 Biophytum, 110
 Birch, black, 98
 Birch Tribe, 98
 Birdlime, 209, 211
 Birthwort Tribe, 72
 Bishma, or Bikhma, 7

- Bixineæ, 152
Bivinea, 79, 80, 151
 Blackberry, 82
 Blackburnia, 131
 Black Lac, 129
 Blackwellia, 79
 Bladder green, 114
 Bladder Nut Tribe, 114
 Bladhia, 225
 Blakea triplinervia, 62
 Blandfordia, 279
 Bletia verecunda, 265
 Blighia sapida, 117
 Blitum, 168
 Blood-root Tribe, 258
 Blyxa, 255
 Bobas, 133
 Bocagea, 22, 31
 Bocconia, 8
 Boerhaavia, 171
 Böhmeria, 94
 Bois de Colophane, 127
 de Joli cœur, 139
 puant, 45
 d'huile, 118
 Bolivaria, 223
 Bombaceæ, 35
Bombacea, 33, 34
 Bombax pentandrum, 36
 Boneset, 199
 Bonplaudia trifoliata, 133
 Bontia, 237
 Boopideæ, 201
 Boottia, 255
 Borage Tribe, 241
 Boragineæ, 241
Boraginea, 108, 136, 219, 221, 240
 Borago officinalis, 242
 Borasseæ, 283
 Borassus flabelliformis, 231
 Boronia, 133
 Borreria, 204
 Boscia, 20
 Boswellia serrata, 127
 glabra, 127
 Botrychium, 315
 Box, 103, 104
 Brassia, 265
 Brassica, 18
 Brayera anthelmintica, 82
 Brazil nuts, 45
 Brazil wood, 92
 Braziletto wood, 90
 Bread-fruit Tribe, 95
 Brejeuba, 282
 Brexiaceæ, 112
 Bridelia spinosa, 104
 Brodiaea, 274
Brodiaea, 108
 Bromeliaceæ, 256
Bromeliacea, 266, 284
 Bromus, 296
 Broom, 90
 Broom-rape Tribe, 227
 Brosimum alicastrum, 96
 Broussonetia papyrifera, 96
Brucea ferruginea, 133
 antidysenterica, 131
 Brucia, 131
 Bruguiera, 61
 Bruniaceæ, 51
Bruniacea, 52, 72
 Brunonia sericea, 190
 australis, 190
 Brunoniaceæ, 190
Brunoniacea, 188
 Brunsvigia, 260
 Bryonia rostrata, 193
 cordifolia, 193
 epigæa, 194
 scabra, 194
 Bryum, 321
 Bubon Galbanum, 5
 Buchnera, 230
 Bucida Buceras, 67
 Buck-wheat Tribe, 169
 Bucku Tribe, 131
 Buena, 204
 Bulbocodium, 272
 Bulrush Tribe, 285
 Bunchozia, 119
 Bunias, 18
 Bunium bulbocastanum, 5
 Burchellia, 204
 Burmanniæ, 257
Burmannia, 256, 261
 Burnet, 81
 Burnet Tribe, 80
 Burneya, 204
 Bursaria, 139
 Bursera paniculata, 127
 acuminata, 127
 Burseraceæ, 126
Burseracea, 88, 130
 Butea frondosa, 92
 superba, 92
 Butua do curvo, 44
 Butomeæ, 253
Butomea, 11, 273
 Butter Tree of Park, 181
 Butter and Tallow Tree, 46
 Butterfly weed, 213
 Buttneriaceæ, 36, 37
Buttneriaceæ, 40, 108, 113
 Buxus, 106
 Byblis, 153
 Byssoidæ, 334
 Byssaceæ, 338
 Caapim de Angola, 304
 Cabbage, 17
 Cabombeæ, 18
 Cacia sonchifolia, 200
 alpina, 200
 sarracemica, 200
 Cachen, 216

- Cactea*, 102, 160, 162
 Cactea, 54
 Cactoidea, 54
 Cactus Opuntia, 55
 mammillaris, 55
 Cadaba, 20
 Cæsalpinia, 87
 braziliensis, 92
 Bonduccella, 91
 digyna, 88
 Caffein, 206
 Cajeputi Oil, 65
 Caladium Seguinum, 287
 Calamus Draco, 282
 rudentum, 280
 Calathea, 269
 Calceolaria, 230
 Calendula, 199
 Calla palustris, 287
 Callicarpa lanata, 239
Callitrichinea, 56, 57
 Callitrichinea, 176
 Callitris, 249
 Calochortus, 279
 Calophyllum, 45
 Calostemma, 260
 Calotropis gigantea, 213
 Caltha, 7
Caltha, 13
Calycanthea, 24, 26, 28
 Calycanthea, 27
 Calycanthema, 59
Calycanthus, 9
 Calycereae, 201
Calyceae, 196, 198, 238
 Calypso, 112
 Calyptanthus aromatica, 65
 Calypttrion, 147
 Calytrix, 66
 Cambäibinha, 25
 Camellia, 43
 Camellia oleifera, 44
 japonica, 44
 Camomile, 199
 Campanula Rapunculus, 186
Campanulacea, 108, 182, 188, 201
 Campanulaceae, 185
 Campanula Tribe, 185
 Camphor, 30
 Camphor Tree Tribe, 42
 Campulosus, 295
 Campynema, 272
 Cananga virgata, 22
 Canarina campanula, 186
Canarium, 88
 commune, 127
 Cancer powder, 228
 Cance, 280
 Canelia alba, 121
 Cannabina, 93
 Cannabis sativa, 93
Canna, 266
 Canna, 267
 Cantua, 220
 Caoutchouc, 95, 103, 106, 214
 Caper Tribe, 19
 Caperonia, 32
 Capillaire, 314
 Capitaó do Matto, 239
Capparidea, 14, 21, 107, 149
 Capparidea, 19
 Cappareae, 20
 Capparis spinosa, 20
 pulcherrima, 20
Caprifoliacea, 2, 4, 120, 196, 202, 203
 Caprifoliaceae, 206
 Caprifolieae, 207
 Carallia, 61
 Caralluma, 213
 Caranja da Terra, 124
 Caraway, 5
 Carbazotic acid, 93
 Cardamoms, 267
 Cardiospermum halicacabum, 117
 Cardo santo, 9
 Cardoon, 200
 Carduus benedictus, 200
 Marianus, 200
 Carex arenaria, 305
 disticha, 305
 hirta, 305
 Carica, 192
 Cariceae, 191
 Caricinae, 306
 Carissa, 215
 edulis, 214
 Carlina acanthifolia, 200
Carmichaelia, 16
 Carmichaelia, 88, 89
 Carolina Allspice Tribe, 27
 Carpodontos, 43
 Carrot, 5
 Carthamus tinctorius, 200
 Cartonema, 255
 Carya alba, 101
 Caryocar, 116
Caryophyllea, 34, 49, 137, 159, 160, 162,
 163, 164, 166
 Caryophyllea, 156
 Caryophyllus aromaticus, 65
 Casca d'Anta, 27
 de lorangeira da terra, 133
 Cascarilla, 103
 Casearia, 80
 Cashew Tribe, 127
 Cassava, 103, 232
 Cassia, 30, 89
 marilandica, 91
 acutifolia, 91
 Senna, 91
 lanceolata, 91
 Sabak, 91
 auriculata, 92
 Cassipouma, 60
 Cassuvia, 127
 Cassuvium occidentale, 129

- Cassytha, 29
 Castaneaceæ, 115
 Castor oil plant, 106
 Casuarina, 112, 220, 310
Casuarina, 249
 quadrivalvis, 100
 Casuarineæ, 100
 Catasetum, 265
 Cataya, 170
 Catechu, 91
 Cathanthes, 290
 Cathartine, 91
 Cathartocarpus Fistula, 91
 Caturus spiciflorus, 103, 104
 Caulerpa hypnoides, 308
 Caulinia, 289
 Ceanothus americanus, 114
Cecropia, 191
 peltata, 95
 Cedar of Lebanon, 248
 Cedreleæ, 121
 Cedrela Toona, 122
Celastrineæ, 112, 113, 114, 128, 139,
 179
 Celastrineæ, 110
 Celery, 5
 Cellulares, 307
 foliaceæ, 320
 Celosia, 166
Celsia, 229
 Celtideæ, 94
 Cenchrus, 294
 Centaurea calcitrapa, 200
 Centrolepideæ, 283
 Cephaelideæ, 204
 Cephaelis Ipecacuanha, 205
 Cephalantheæ, 204
 Cephalotus, 81
Cephalotus, 155, 153
 Ceramiariæ, 338
 Ceranthera, 148
 Cerasus occidentalis, 85
 virginiana, 85
 Capollim, 85
 capricida, 85
 avium, 85
 Ceratiola, 110
 Ceratonia, 87
 Siliqua, 91
Ceratopetalum, 61
 Ceratophylleæ, 176
Ceratophyllum, 290
 Ceratopteris, 315
 Cerbera Manghas, 214
 Tanghin, 215
 Cercis, 90
 Cercodianæ, 57
 Cerdana, 243
 Ceroxyton andicola, 280
 Ceropegia, 212
 Cervantesia, 75
 Cestrum, 232
 Cha de pedestre, 239
 Chatophoroideæ, 338
 Chærophyllum, 6
 Chætaria, 304
 Chagas da Miuda, 141
 Chailletia toxicaria, 78
Chailletiaceæ, 75, 77
 Chailletiaceæ, 78
 Chamædorea, 282
 Chamælaucieæ, 66
Chamæmeles, 28, 65
 Chamæmeles, 83
 Chamærops humilis, 280
 palmetto, 281
 Champ, 24
 Chandelier Tree, 285
 Chaodineæ, 338
 Chara Tribe, 325
 Chard Beet, 167
 Chariantheæ, 62
 Chariantus, 62
 Cheiranthus, 18
 Cheirostemon, 35, 36
 Chelidonium, 10
Chelidonium, 14
 Chelone, 230
Chenopodeæ, 93, 156, 163
 Chenopodeæ, 168
 Chenopodium Botrys, 167
 vulvaria, 168
 ambrosioides, 167
 Quinoa, 167, 302
 anthelminticum, 167
 Cherimoyer, 23
 Cheris, 93
 Chestnut, 95
 Chica, 237
 Chicha, 39
 Chicot, 40
 Chiggers, 46
 Chimaphila umbellata, 185
 maculata, 185
 Chimonanthus, 27
 Chinese Varnish, 67
 Chiococca, 204
 Chionanthus, 224
 Chinioidia, 205
 Chirita, 236
 Chironia, 217
 Chives, 274
 Chlenaceæ, 35
Chlenaceæ, 123, 34
 Chlora perfoliata, 216
Chlorantheæ, 174
 Chlorantheæ, 172
 Chloranthus officinalis, 173
 Chloroxyton Dupada, 250
 Choco, 193
 Chocolate, 39
 Chomelia, 204
 Chorisia speciosa, 36
 Chorizandra, 306
 Christiana, 40
 Chrysitriceæ, 306

- Chrysobalanææ, 86
Chrysobalanææ, 81, 85, 88
Chrysobalanus Icaeo, 86
 luteus, 86
Chrysosplenium, 5
Chrysosplenium, 49
Cicca disticha, 103, 104
 racemosa, 104
Cichoracææ, 186
Cichoracææ, 197
Cinchona, 65
 ferruginea, 205
 Vellozii, 205
 Remijiana, 205
 Cinchona Tribe, 203
Cinchonacææ, 108, 214
Cinchonacææ, 203
Cinchonia, 205
Cinchonine, 133
 Cinnamon, 30
 Cinnamon Tribe, 29
Circæacææ, 57
Cissampelos, 32
 ovalifolia, 33
 ebracteata, 33
 Pareira, 33
Cissus, 120
Cistinea, 47
Cistinea, 151
Cistus creticus, 152
Citron, 124
Claytonia perfoliata, 160
Clematideææ, 8
Clematis Viticella, 7
 recta, 7
 Flammula, 7
Cleomeææ, 20
Cleome violacea, 20
 dodecandra, 20
 icosandra, 20
Clerodendron, 239
Cliffortia, 81
Clintoma, 187
Clistax, 233
Clitoria ternatea, 92
Clivia, 259
Cloves, 65
 Clubmoss Tribe, 316
Clusia, 46
Clusia, 47
Cluytia collina, 104
Cobacæææ, 219
Cocallera, 104
Coccocypselææ, 204
Coccoloba uvifera, 170
 Cocculus Tribe, 31
Cocculus cinerescens, 33
 suberosus, 33
 indicus, 33
Cochlospermum, 43
 insigne, 44
Cocoa, 39
 Cocoa Nut, 280
 Cocoa-plum Tribe, 86
 Cocoa root, 287
Cocos maldivica, 215
 butyracea, 280
 nucifera, 281
Codiaeum variegatum, 104
Cœnosantheææ, 93
 Coentrilho, 131
 Coffee, 206, 208, 261
Coffea arabica, 206
 Coir-rope, 282
Colbertia, 25
Colchicacææ, 272
Colchicum, 261
 Colchicum Tribe, 272
Colletia, 113
Collomia, 112
 linearis, 220
Colocynth, 193
Colocynthin, 193
 Colombo root, 32, 194
Columelliacææ, 222
Colutea arborescens, 91
Commersonia, 38
Combretacææ, 27, 61, 63, 67, 68, 143, 193
Combretacææ, 66
Comesperma, 146
Commelineææ, 273
Commelineææ, 255
Commia, 103
 cochinchinensis, 104
Compositææ, 108, 186, 187, 190, 238
Compositææ, 197
Comptonia asplenifolia, 101
Conessi bark, 214
Confervææ, 338
Conifera, 100, 177
Conifera, 247
Conmaracææ, 116, 124, 130, 135
Connaracææ, 125
Conocarpus racemosa, 67
Conohoria Lobolobo, 147
Conospermum, 69, 71
Conostylis, 259
Conouipita guianensis, 45
Contortææ, 213
Conuleum, 68
Convallariacææ, 277
Convolvulacææ, 221, 232, 243
Convolvulacææ, 218
Convolvulus Jalapa, 219
 Scammonia, 219
 Turpethum, 219
 mechoacææus, 219
 sepium, 219
 arvensis, 219
 Soldanella, 219
 macrorhizus, 219
 maritimus, 219
 macrocarpus, 219
 panduratus, 219
 floridus, 219
 scoparius, 219

- Convolvulus* Batatas, 219
 edulis, 219
Conyza, 200
Cookia, 130
Cookia punctata, 124
Copaifera, 87
 multijuga, 92
Coptis trifolia, 7
Corchorus olitorius, 41
 capsularis, 41
Cordia Myxa, 243
 Sebestena, 243
Cordiaceæ, 219
Cordiaceæ, 243
Cordiopsis, 243
Corema, 110
Coreopsis Bidens, 200
Coriander, 5
Coriaria myrtifolia, 135
Coriariæ, 135
Cork, 97
Cornflag Tribe, 260
Cornus, 52
Cornus, 207
 mascula, 208
 florida, 208
 sericea, 208
Cornel tree, 208
Coronariæ, 279
Coronilla picta, 92
 varia, 91
 Emerus, 91
Correa, 133
Corrigiola, 165
Corydalis tuberosa, 19
Corylaceæ, 97
Corylaceæ, 108
Corymbifera, 197
Corynephorus, 296
Corynostylis, 147
Coryphinæ, 282
Cotoneaster microphylla, 84
Cotton, 34
Cotton Tree, 36
Cotyledon, 162
Cotyledoneæ, 1
Coumarouma odorata, 92
Coumarin, 92
Coumia, 126
Coutarea speciosa, 205
Coutoubea alba, 217
 purpurea, 217
Cowhage, 92
Cow-plant of Ceylon, 213
Cowslip, 226
Cow Tree, 95, 214
Cow Tree, 182
Cranberry, 184
Cranberry, Australian, 184
Crassulaceæ, 178
Crassulaceæ, 161
Crataeva gynandra, 20
Cratægus, 83
Cream fruit, 214
Cress, 17, 141
Creyat, 234
Crinum, 260
Crocus, 260
Croton Casearilla, 103
 Tiglium, 103
 Eluteria, 104
 perdicipes, 104
 campestris, 104
 tinctorium, 103
 gratissimum, 104
Crowberry Tribe, 109
Crozophora tinctoria, 103, 104
Crucianella, 203
Crucifera, 9, 18, 20
Crucifera, 14
Cruciferous Tribe, 14
Crypta, 159
Cryptandra, 114
Cryptocotyledoneæ, 257
Cryptogamous plants, 307
Cubebs, 174
Cucumber, 193
Cucumber, spiriting, 193
Cucumis Colocynthis, 193
Cucurbitaceæ, 59, 73, 149, 191
Cucurbitaceæ, 192
Cudbear, 333
Cunila mariana, 241
Cunninghamia, 249
Cunoniaceæ, 50
Cunoniaceæ, 49, 51, 61
Cupulifera, 52, 93, 98, 249
Cupulifera, 97
Curatella Cambaiba, 25
Curculigo, 257
Curcuma angustifolia, 267
 longa, 267
 Zedoaria, 267
 Zerumbet, 267
 Roscoeana, 267
Currant Tribe, 54
Curvembria, 89
Cuscutina, 218
Cusparia febrifuga, 133
Cuspariæ, 131
Custard Apple Tribe, 23
Cyathæa medullaris, 315
Cycadeæ, 245
Cycadeæ, 281, 312
Cycas circinalis, 247
Cyclamen, 226
Cyclantheæ, 284
Cyenia, 86
Cydonia, 84
Cymodocea, 290
Cyminosma, 134
Cynanchum, 213
 Argel, 91, 215
 tomentosum, 213
Cynara Scolymus, 200
Cynarocephale, 197

- Cynomorieæ, 238
 Cynopia, 6
 Cynosurus, 304
 Cypripedium, 263
 Cyperaceæ, 304, 306
Cyperaceæ, 271, 286
Cyperus longus, 305
 rotundus, 306
 perennis, 306
 odoratus, 306
 Hydra, 306
 Papyrus, 306
 Cypselea, 160
Cyrtandraceæ, 227
 Cyrtandraçæ, 235
 Cyrtanthus, 260
 Cyrtopodium, 265
 Cytineæ, 73
Cytinea, 155, 288
 Cytisine, 91
 Cytisus, 40

 Dacha, 93
 Dacrydium taxifolium, 249
 Dahlia, 200
 Dalbergia monetaria, 92
 Dalbergiæ, 89
 Dammar Pine, 250
 Dammara australis, 249
 Dampiera, 190
Dampiera, 191
 Danaæceæ, 315
 Daoun Setan, 94
 Daphne Laureola, 76
 Gnidium, 76
 Bholua, 76
 Dasypogon, 271
 Date, 280
Datisca, 107
 Datisceæ, 109
Datisca, 217
 Datura Stramonium, 232
 Davilla rugosa, 25
 elliptica, 25
 Dawsonia, 324
 Deal, 249
 Decadia, 41
 Deelicutia, 204
 Delimaceæ, 26
 Delphine, 7
 Delphinium, 6
 consolida, 7
 Staphysauria, 7, 6
 Dendrobium, 265
 Dentella, 204
 Detarium, 87
 Deutzia, 53
 Devil's leaf, 91
 Elawry, 60
 Dianorpha, 161
 Dianthus, 157
 Diapensiaceæ, 220
 Diaspasis, 190
Diaspasis, 191
 Dicytra, 19
 Dicotyledones, 1
 Dicranum, 322
 Dictamnus, 131, 133
 Didymocarpeæ, 235
 Diervilla, 207
 Digitalis, 229
 Dilatris, 259
 Dill, 5
 Dillenia, 25
 scabrella, 25
 speciosa, 25
 Dilleneæ, 26
 Dilleniaceæ, 25
Dilleniaceæ, 6, 24
 Diodia, 204
 Dionæa muscipula, 154
 Dioscoreæ, 278
 Diosma, 133, 134
 Diosmeæ, 124
Diosmeæ, 122, 124, 137
 Diospyros virginiana, 222
 Diphaca, 87
 Diphyllaia, 31
 Diplacrum, 305
 Diplazium esculentum, 315
 Dipleclobæ, 18
 Diplogenea, 61
 Diplolepis vomitoria, 213
 Diplopractum, 40
 Dipsaceæ, 196
Dipsaceæ, 190, 198, 202, 238
 Dipsacus Fullonum, 197
 Dipterocarpeæ, 42
 Disandra, 230
 Dischidia, 212
 Docks, 170
 Dodecatheon, 226
 Dodonæa, 116
 Dolichos pruriens, 92
 tuberosus, 91
 bulbosus, 91
 Dombeya, 33
 Dombeyaceæ, 37
 Doom Palm, 280
 Dorstenia, 95
 Doryanthes, 259
 Douglasia, 226
 Doura Corn, 301
 Dracæna Draco, 274
 terminalis, 274
 Dracænaceæ, 273
 Dracontium polyphyllum, 287, 288
 fetidum, 287
 pertusum, 287
 Dragon's Blood, 92, 282
 Drinys, 26
 granatensis, 27
 Winteri, 27
 Drogue amiere, 234
 Drosera communis, 154

- Droseraceæ, 153
Droseracea, 147, 145, 155
Drosophyllum lusitanicum, 154
Drummondia, 49
 Drupaceæ, 84
 Dryadeæ, 82
Dryandra, 86
Drymophila, 278
Dryobalanops Camphora, 42
 Duckweed Tribe, 291
 Dumb Cane, 287
 Durian, 36
 Durio, 36
Durrooye Narriol, 215
Duvaua, 128

 Ebenaceæ, 179, 221
Ebenacea, 35, 46, 179, 180, 181
 Ebony Tribe, 221
Echinops strigosus, 200
Echites antidysenterica, 214
Eccremocarpus, 227
Eccremocarpus, 236
Echium, 241
 plantagineum, 242,
 rubrum, 242
Echinodorus, 253
 Eddoes, 287
 Ehrharta, 293
Ehretia buxifolia, 243
 Ehretiaceæ, 242
 Ekebergia, 121
 Elæagneæ, 68
Elæagnea, 67, 73, 74, 75
Elæagnus orientalis, 68
 arborea, 80
 conferta, 80
 Elæococca, 104
 Elæocarpeæ, 41
Elæocarpea, 33, 37, 42
 Elaine, 314
Elais guineensis, 282
 Elate, 283
 Elatine, 193
Elatinea, 156
 Elatineæ, 159
 Elder Tribe, 207
 Elecampane, 199
 Elegiæ, 283
Elephantopus scabra, 200
Elettaria Cardamomum, 267
Eleusine coracana, 303
 Ellisia, 244
 Elm Tribe, 94
 Elodea, 48
 Elyna, 306
 Embelia, 225
Embothrium ferrugineum, 69
 emarginatum, 70
 Embryonata, 1
 Emetin, 205
 Empetrea, 109
 Empleurum, 131

 Enchanter's Night-shade Tribe, 57
 Endive, 201
 Endocarpus, 325
 Endogenæ, 251
 cryptogamæ, 310
 Endorhizeæ, 251
 Enhalus, 255
 Ensateæ, 260
 Entada, 89
 Epærideæ, 72, 183
Ephedra altissima, 249
 Ephemereæ, 255
 Epidendrea, 265
 Epilobiaceæ, 56
 Epipactis, 265
 Epiphytæ, 334
Equisetacca, 1
 Equisetaceæ, 310
Equisetum, 57, 100, 249
 hyemale, 311
 Eranthemum, 238
 Eranthis, 8
 Eremophila, 238
 Ergot of rye, 303
 maize, 303
 Ericæ, 182
Ericca, 47, 180, 185
Erigeron philadelphicum, 200
 heterophyllum, 200
 Erineæ, 228
Erinus, 238
 Eriocauloneæ, 283
 Eriodendron, 36
 Eriogonum, 169
 Eriolæna, 38
Eriophorum, 286
 Eriophorum, 306
 Eriostemon, 133
 Erisma, 143
 Erodium, 139
 Erucaria, 18
 Erva de Rata, 206
 Eryngium, 6
 Erysimum, 18
Erythrina, 145
 monosperma, 91
 Erythronium, 279
 indicum, 279
 Erythropsis, 37
Erythroxylea, 112
 Erythroxylea, 118
Erythroxyylon hypericifolium, 118
 suberosum, 118

Escallonia, 184
 Escallonia, 53
 Erythrospermeæ, 21
Eschscholtzia, 15, 59
 Eschscholtzia, 8
 Eucalyptus, 63
 resinifera, 65
 Eudesmia, 64
 Eugenia racemosa, 65
 Eupatorium Ayapana, 200

- Eupatorium perfoliatum, 199
 Euphorbia antiquorum, 104
 canariensis, 104
 papillosa, 104
 neriifolia, 104
 thymifolia, 105
 pilulifera, 105
 heptagona, 105
 Euphorbiaceæ, 102
Euphorbiaceæ, 32, 55, 73, 93, 108, 110,
 111, 130, 162, 176, 232
 Euphorbium Tribe, 102
 Euphoria, 117
 Euphrasia officinalis, 231
 Eupomatia laurina, 22
 Eutoca, 244
 Eveuing Primrose Tribe, 56
 Evodia febrifuga, 133
 Evolvulus, 219
Eracum, 210, 218
 Exembryonate, 307
 Exocarpus, 75
 Exogena, 1
 Exorhizeæ, 1
 Excæcaria Agallocha, 105
 Exostemma, 204

 Fagus, 98
 Fagara, 131
 Fagonia, 137
Fagraea, 210
 obovata, 209
 Falkia, 219
 Fern Tribe, 312
Ferns, 945
 Feronia elephantum, 124
 Ferreola, 222
 Ferula Assafetida, 5
 Feuillea cordifolia, 193
 Ficoideæ, 160, 163
Ficoidea, 48, 55, 83
Ficus, 191
 religiosa, 55
 Carica, 95
 toxicaria, 95
 septica, 96
 racemosa, 96
 indica, 96
 religiosa, 96
 australis, 96
 Figwort Tribe, 228
 Fig, 95
 Filices, 312
Filices, 1
 gyrate, 315
 agyrate, 315
 Filicoideæ, 310
 Fir, 240
 Fir, Balm of Gilead, 250
 Flacourtia, 21
 Flacourtiaceæ, 21
Flacourtiacea, 20, 79

 Flagellaria, 271
 Flindersia, 122
Flindersia, 121
 Flowering plants, 1
 Flowering Rush Tribe, 253
 Flowerless plants, 307
Fluviales, 172, 175, 177, 253
 Fluviales, 289
 Fontanesia, 224
 Fontinalis, 324
 Fools' Parsley, 5
 Forstera, 189
 Fothergilla, 52
 Fouquieriaceæ, 160
Fouquieracea, 151
 Fox-grapes, 120
 Fragaria, 82
 Fragariaceæ, 82
 Frambæsia, 133
 Francoa, 161
 Frankeniaceæ, 157
Frankeniacea, 139
 Franklandia, 69
 Fraxinelleæ, 131
 Fraxinus, 131
 rotundifolia, 224
 Frazeria Walteri, 217
 Freycinetia, 284
 Fritillaria, 279
 Frogbit Tribe, 254
 Fruta de Burro, 20, 23
 Fruta de Paraó, 117
 Fuchsiae, 56
 Fuirena umbellata, 305
 Funnaria cava, 19
 Fumariaceæ, 18
Fumariacea, 9, 14, 175
 Fungi, 334
 Funkia, 279
 Furze, 90
 Fustick, 96

 Gartneria, 210
 Galacineæ, 161
 Galangale, 267
 Galanthus, 260
 Galbanum, 5
 Gale Tribe, 100
 Galega purpurea, 92
 Galea, 202
 Galium verum, 203
 Gallinha Choca, 118
 Galopina, 204
 Gamboger, 205
 Gamboge, 46, 48
 Gambogia Gutta, 46
 Garcinia celebica, 46
 Cambogia, 46
 Mangostana, 46
 Garden Orach, 167
 Gardnaceæ, 205
 Gardenia, 206

- Gardenia dumetorum, 206
 Gardneria, 213, 215
 Garidella, 6
 Garlic, 274
 Gasteromyci, 334
 Gastonia, 4
 Gastrodiæ, 265
 Gaultheria procumbens, 183
 Shallon, 183
 Geissoloma, 72
 Genipa, 206
 Genista, 91
 Gentian Tribe, 215
Gentian, 210
 Gentiana lutea, 216
 rubra, 216
 purpurea, 216
 Amarella, 216
 campestris, 216
 cruciata, 216
 peruviana, 216
 Chirita, 216
 Gentianæ, 215
Gentianæ, 182, 214, 226
 Geoffraa, 91
 Geophila, 204
 Geraniaceæ, 139
Geraniaceæ, 5, 120, 142, 156, 157, 171
 Geranium spinosum, 139
 maculatum, 140
 Robertianum, 140
 Geranium Tribe, 139
 Gerasanthus, 243
 Gerontogea, 204
Gesneræ, 236
 Gesneræ, 227
Gethyllis, 259
 Geum urbanum, 82
 rivale, 82
 Gilia, 220
 Gillenia trifoliata, 82
 stipulacea, 82
Gilliesia, 108
 Gilliesiæ, 275
 Gin, 250
 Ginger Tribe, 265
 Ginginsia brevicaulis, 160
 Gingko, 248
 Ginseng, 4
 Gisekia, 168
 Gladiolus, 261
 Glaphyria nitida, 65
 Glaucium, 9
Glaucium, 14
 Glaux, 225
Glaur, 178, 194
 Glechoma hederacea, 240
 Gleditschia, 38
 Gleichenia, 315
 Gleichenia dichotoma, 315
 Globba uviformis, 267
Globularinæ, 191
 Globularinæ, 202
 Gloriosa superba, 272
 Glossarhen, 148
 Glossostema Bruguieri, 39
 Gloxinia, 227
 Glumaceæ, 292
 Glyceria, 294
 Glycine, 90
 Glycosmis citrifolia, 124
 Glyptosperma, 22
 Gnetum, 249
 Golden Rod, 199
 Gold-thread, 7
 Gomphia, 136
 Gomphocarpus, 213
 Gomphrena, 165
 officinalis, 166
 macrocephala, 166
 Gongora, 263
 Gonzalagunia, 204
Goodenovia, 186, 187
 Goodenoviæ, 188
 Goodyera, 265
 Gooseberry, 54
 Goosefoot Tribe, 167
 Gordonia, 44
 Gossypium, 34
 Gourd Tribe, 192
 Graines d'Avignon, 114
 Graminæ, 292
 Grana molucca, 104
 Granatæ, 63, 65
 Granifera, 251
 Grass oil of Namaur, 303
 Grass Tribe, 292
 Grasses, 120
Grasses, 2, 108
 Gratiola officinalis, 230
 peruviana, 230
 Grawatha, 257
 Greek Valerian Tribe, 219
 Grevillea, 71
Gronovia, 193
Grossulacæ, 49, 53
 Grossulaceæ, 54
 Guaca, 200
 Guaiacum sanctum, 137
 officinale, 137
 Guaiacine, 137
Guaiacum, 168
 Guatteria, 22
 Guarea trichilioides, 121
 Guava, 65
 Guazuma, 38
 ulmifolia, 39
 Guettarda coccinea, 205
 Guettardæ, 204
 Guilandina Bonduccella, 91
 Nuga, 91
 Moringa, 91
 Guinea corn, 302
 Gulancha, 32
 Guttifera, 45
Guttifera, 42, 47, 143

- Gum Ammoniac, 5
 Anime, 92
 Arabic, 90, 92
 Elemi, 126, 127
 Kino, 65, 90, 91, 170, 205
 Dragon, 91, 274
 Lac, 91, 96
 Senegal, 36
 Tragacanth, 92
 Tragacanth of S. Leone, 39
 Tragacanth, 85
 Gundelia, 196
 Gustavia augusta, 45
 Gymnema lactiferum, 213
 Gymnocarpum, 165
Gymnospermæ, 2
 Gymnospermæ, 245
 Gymnostomum, 324
 Gymnostachys, 288
 Gyneryum, 304
 Gypsophila Ostruthium, 157

Hæmodoraceæ, 258
Hæmatoxylon campeachianum, 92
Hæmatoxylon, 89
Hæmatin, 92
Hæmanthus toxicarius, 260
 Hakea, 71
Halesiaceæ, 179
Halleriaceæ, 228
Halorageæ, 57
Halorageæ, 68, 176, 177
Hameliaceæ, 204
Hamamelidææ, 52
Hamamelidææ, 31, 51, 217
Hanchinol, 60
 Hand-plant, 36
 Hashish, 93
 Havetia, 45
Hazel-nuts, 96
 Hazel-nut, 97
 Heath Tribe, 182
Hebenstreitia, 233
Hedeoma pulegioides, 241
Hedera, 206
Hedera, 2, 4, 120
Hederaceæ, 207
Hedychium coronarium, 267
Hedysmum, 173
Hedyotideæ, 204
Hedysarææ, 89
Hedysarum Alhagi, 92
 sennoides, 91
Heimia salicifolia, 60
Heisteria coccinea, 78
Helianthemum, 152
Helianthus tuberosus, 200
Heliconia, 270
Heliconia Psittacorum, 270
Helicteres Sacarolla, 36
Heliophila, 14
 Heliotrope Tribe, 242
Heliotropiceæ, 242

Helleboreææ, 8
Helleborus, 7
Hellenia abnormis, 265
Helonias dioica, 272
Helosia, 289
Hemerocallidææ, 279
Hemerocallidææ, 274
 Hemlock, 5
 Hemlock Spruce, 250
 Hemp, 93
 Henbane, 232
 Henné, 60
Hepaticæ, 7
Hepaticææ, 324
Hepaticææ, 175
Heracleum gummiferum, 5
 Herbe du Diable, 196
Heritiera, 37
Hermanniaceææ, 36, 38
Hernandiææ, 76
Hernandia sonora, 76
 guianensis, 76
Herniariææ, 164
Herniaria, 165
Hesperidææ, 122
Heteranthera, 273
Heteronemea, 308, 310, 320
Heuchera, 49
 americana, 50
Hexapetaloidææ, 252
Hibbertia, 25
Hibiscus arboreus, 34
 Rosa sinensis, 34
 Sabdariffa, 34
 surattensis, 34
 esculentus, 34
 Abelmoschus, 34
 Hickory, 101
Hillia, 205
Hippocastaneææ, 115
Hippocratea ovata, 112
 comosa, 112
Hippoponane Mancinella, 105
Hippophae rhamnoides, 58
Hippuridææ, 57
Hippuris, 57
Hippuris, 10, 177
Hiptageææ, 119
Hirca, 119
Hirtella, 86
 Hogplum Tribe, 125
Holcus, 294
Holgarna longifolia, 129
 Holly Tribe, 178
Hololachna, 48
Homalincææ, 79
Homalincææ, 54, 78, 152
Homalium, 79
Homonemea, 308, 330
 Honeysuckle Tribe, 206
 Hop, 94
Hordeum, 304
 Horse-chestnut Tribe, 115

- Horseradish, 17
 Hortia braziliæna, 133
 Hovenia dulcis, 114
 Houseleek Tribe, 161
 Hoya, 212
 Huile des Marmottes, 85
 Humiriaceæ, 122
Humiriaceæ, 121, 133
 Humirium floribundum, 123
 Humulus Lupulus, 94
 Hungary water, 240
 Hura, 103
 crepitans, 105
 Hya-hya, 214
 Hyacinthinæ, 273
 Hyænanche globosa, 105
 Hydnocarpus venenata, 21
Hydrangea, 53
 Hydrangea, 206
 Hydrangeaceæ, 206
Hydrangeaceæ, 108, 171
 Hydrastis canadensis, 7
 Hydrilla, 255
 Hydrocaryes, 58
Hydrocaryes, 56, 57
 Hydrocereæ, 141
 Hydrocleys, 254
 Hydrocotyle, 5
 Hydrocharideæ, 254
Hydrocharideæ, 10, 11, 12, 253, 256, 258,
 288
 Hydrogetones, 289
Hydroleæ, 219
 Hydroleaceæ, 220
 Hydronemata, 338
 Hydropeltideæ, 13
 Hydropeltis, 13
 Hydrophyceæ, 338
 Hydrophyllæ, 244
Hydrophyllæ, 221
 Hydrophyta, 338
 Hydropityon, 157
 Hydropterides, 317
 Hydrostachys, 175
 Hydrobiæ, 57
 Hymenæa Courbaril, 92
 Hymenantha, 147
 Hypecoum, 8
 Hyperanthera Moringa, 40
 Hypericineæ, 47
Hypericineæ, 43, 45, 46, 47, 48, 151, 159
 Hypericum bircinum, 48
 connatum, 48
 laxiusculum, 48
 Hyphæne coriacea, 280
 Hypnum, 321
 Hypocyta, 227
 Hypoxideæ, 257
 Iberis umbellata, 16
 Iceland Moss, 333
Ichirec, 215
 Ichthyosma, 289
 Icica Acuchini, 127
 heptaphylla, 127
 Icicariba, 127
 Igasuric acid, 215
 Ilex paraguensis, 179
 Illicineæ, 178
Illicineæ, 113
 Illecebreæ, 153, 164
Illecebreæ, 158, 160, 162, 166, 167
 Illicieæ, 26
 Illicium anisatum, 27
Imbricaria, 61
 Impatiens Balsamina, 142
 Imperata arundinacea, 300
 Incarvillea, 236
 Indigo, 90, 92
 Indigofera Anil, 92
 Inga, 89
 fæculifera, 91
 Inocarpus, 76
 Inula Helenium, 199
 Inulin, 200
 Ionidium parviflorum, 147
 Poaya, 147
 Itubu, 147
 Ipecacuanha, 147, 205
Ipecacuanha, 9, 104, 105
 Ipe-tabacco, 237
 Ipeuna, 237
 Ipomœa Quamoclit, 219
 Ipomopsis, 220
 Irideæ, 260
 Iris florentina, 261
 tuberosa, 261
 versicolor, 261
 verna, 261
 Pseudacorus, 261
 Ironwood, 222
 Isachne, 294
 Ischæmum, 294
 Isoetes setacea, 316
 Isopogon, 71
 Isotoma, 187
 Ivarancusa, 303
 Ivy Tribe, 207
 Ixora, 204
 Jaboticabeiras, 65
 Jacaranda wood, 92, 237
 Jack, 98
 Jacquimia, 225
 obovata, 182
 Jagery, 282
 Jalap, 171, 219
 Jamrosade, 65
 Janji, 255
 Jasionæ, 187
 Jasmineæ, 222
 Jasmine Tribe, 222
Jasmineæ, 222
 Jasminum officinale, 223
 grandiflorum, 223
 Sambac, 223

- Jasminum undulatum*, 223
 angustifolium, 223
Jatropha Manihot, 103, 105
 glauca, 105
 Curcas, 105
Jeffersonia, 14
Jeffersonia, 31
 Jew Bush, 105
Joliffia africana, 194
Jonesia, 86
Josephia, 71
Josephinia, 235
Jubæa spectabilis, 280
Juglandæ, 101
Juglans cathartica, 101
 cinerea, 101
 regia, 101
Jujube, 114
Juncagineæ, 290
Juncagineæ, 175, 253, 289
Junceæ, 270
Junceæ, 255, 258, 272, 273
Juncus effusus, 271
Jungermannia, 175
Jungermannia, 325
Juniperus, 249
 communis, 250
 Sabina, 250
Jussiaæ, 56
Jussiaea peruviana, 57
Justicia biflora, 234
 Ecbolium, 234
 Adhatoda, 234
 pectoralis, 234
 Gendarussa, 234
 paniculata, 234

Kadua, 204
Kakaterro, 249
Kalmia latifolia, 183
Kawrie Tree, 249
Khair Tree, 91
Kielmeyera speciosa, 44
Kiggelariæ, 21
Kiriaghuna Plant, 213
Kirschenwasser, 85
Klaprothia, 58
Knautia, 197
Knema, 24
Knowltonia vesicatoria, 7
Kobresia, 306
Kobresia, 306
Kodoya Bikh, 7
Kohautia, 204
Kola, 39
Krameria, 144
Kunkirzeed, 200
Kunthia montana, 280
Kyllinga, 305

Labaria Plant, 288
Labdanum, 152

Labiata, 239
Labiata, 2, 7, 60, 232
Laburnum, 90
Lace Bark, 76
Lacis, 175
Lacistemeæ, 173
Lactuca virosa, 201
 sylvestris, 201
Lagerströmieæ, 60
Lagurus, 300
Lalo, 36
Lambertia, 71
Lamb's Lettuce, 197
Lamium, 241
Lanaria, 259
Laneritia, 47
Langsat, 121
Langsdorffia, 289
Lanseh, 121
Lansium, 121
Lantana Pseudo Thea, 239
Laplacea, 44
Lappago, 294
Larbrea, 164
Larch, 248
Larrea, 137
Lasiauthera, 119
Lasiopetaleæ, 38
Lathrea, 228
Lathyrus Aphaca, 90
 tuberosus, 91
Lavradia, 148
Laurel oil, 30
Laurineæ, 29
Laurinca, 23, 28, 31, 55, 76
Laurus Cinnamomum, 30
 Cassia, 30
 Culilaban, 30
 Malabathrum, 30
 cupularis, 30
 Quixos, 30
 Cinnamomoides, 30
 Pucheri, 30
 Camphora, 30
 Parthenoxylon, 30
 Benzoin, 30
 parvifolia, 30
 globosa, 30
 fortens, 30
 caustica, 30
Lavandula carnosa, 244
Lavatera, 34
Lavender, 240
Lawsonia inermis, 60
Leadwort Tribe, 195
Leafless Flowerless Plants, 330
Lecythideæ, 44
Lecythideæ, 193
Lecythis, 44
 ollaria, 45
Ledum palustre, 182, 183
Leca, 119
Lecaceæ, 120

- Leersia, 304
 Leguotis, 61
 Leguminosæ, 86
Leguminosæ, 40, 81, 85, 125, 145
Lenina, 175, 176
 Lemnaceæ, 291
 Lemon, 124
 Leontice thalictroides, 31
 Leontodon, 201
 Leopoldinia, 283
 Lentibularia, 226
 Lepanthes, 263
 Lepidagathis, 234
 Lepidium, 18
 Lepidocarya, 283
 Leptadenia, 211
 Leptolæna, 35
 Leptospermeæ, 66
Leptospermum, 53
 Lepturus, 293
 Leschenaultia, 189
 Lettuce, 201
Leucoeryne, 108
 Leucopogon, 184
 Leucosia, 78
 Liane amère, 33
 Liatris, 200
 Libanus thurifera, 127
 Lichens, 331
 Lignum Vitæ, 137
 Ligusticum Ajawain, 6
 Ligustrum, 224
 Lilaceæ, 224
 Liliæ, 290
 Liliaceæ, 279
Liliaceæ, 259, 273
 Lilium pomponium, 279
 Lime, 124
 Limnobiium, 255
 Limnocharis, 254
Limnocharis, 11
Limnophila, 218
 Linconia, 51
Linconia, 72
 Linden Tribe, 40
 Lineæ, 155
Lineæ, 34, 158
 Linnæa, 207
 Linum catharticum, 156
 selaginoides, 156
 Littorella, 194
 Liquorice, 91
 Liriodendron tulipifera, 24
 Lisianthus pendulus, 217
 Lissanthe sapida, 184
 Litchi, 117
 Lithospermum tinctorium, 242
 Liverwort Tribe, 324
 Loasæ, 58
Loasæ, 54, 151, 193
Lobelia cardinalis, 186
 Tupa, 187
 inflata, 187
Lobelia syphilitica, 187
 longiflora, 187
 cardinalis, 187
 Lobeliaceæ, 187
Lobeliaceæ, 185
 Locust Tree, 92
 Loganiæ, 210
Loganiæ, 209, 214, 216
 Logwood, 90, 92
 Lolium, 293
 temulentum, 302
 Lomentaceous, 83
 Longan, 117
 Lonicera corymbosa, 208
 Lonicereæ, 207
 Lopezia, 58
Loranthæ, 61, 207
 Loranthæ, 208
 Lote, 114
 Loteæ, 89
 Lowea, 81
 Luhea paniculata, 41
Luhea, 44
 Luffa, 194
 Ludia, 152
 Lucerne, 90
 Lycium, 233
 Lychnis dioica, 157
 chalcedonica, 157
Lychnis, 108
 Luzula, 271
 Luxemburgia, 157
 Lupulin, 94
 Luziola, 304
 Lycopodiaceæ, 316
Lycopodiaceæ, 245, 249, 312
 Lycopodium Selago, 317
 clavatum, 317
 Phlegmaria, 317
 Lysimachia, 225
 Lycoperdaceæ, 334
 Lycopsis, 242
 Lygeum Spartum, 300
 Lygodium, 315
 Lythriariæ, 59
Lythriariæ, 158
 Lythrum Salicaria, 60
 Lythrum ? Hunteri, 60

 Maba, 222
 Maburnia, 258
 Mace, 23
 Machaonia, 204
 Mâche, 197
 Maclura aurantiaca, 95
 Macræa, 156
 Macrocnemum corymbosum, 205
 Macropodal embryo, 253
 Madder Tribe, 202
 Madia sativa, 200
 Madhuca Tree, 181
 Mærua, 20

- Magallana, 141
 Magnolia Tribe, 24
 Magnolia tripetala, 24
 excelsa, 24
 glauca, 24
 acuminata, 24
 Yulan, 25
Magnoliaceæ, 6, 11, 22, 25, 26
Magnoliaceæ, 24
 Magonia pubescens, 117
 glabrata, 117
 Mahonia, 31
 Mahua Tree, 181
 Maïs Peladero, 304
 Maize, 302
 Malach, 93
 Malaxideæ, 265
Malesherbiaceæ, 79
 Malesherbiaceæ, 150
 Mallow Tribe, 33
 Malope, 33
Malope, 64
 Malpighia Moureila, 119
Malpighiaceæ, 111, 117, 135
 Malpighiaceæ, 118
 Malva crispa, 34
 Alcea, 34
Malvaceæ, 32, 35, 36, 37, 40, 41, 42, 64,
 102, 139, 151, 156
 Malvaceæ, 33
 Mamea, 46
 Mammillaria, 56
 Manchineel, 103, 105
 Mandioca, 105
 Manettieæ, 204
 Mangel Wurzel, 167
Mangifera, 116
 Mangifera, 129
 Mangosteen Tribe, 45
 Mango, 128
 Mangrove Tribe, 60
 Mangrove, white, 238
 Mangroves, 67
 Manna, 92, 159, 224
 Mannite, 159, 224
 Manulea, 230
Manulca, 238
Maple Tribe, 224
 Maprounea brasiliensis, 105
 Maranta arundinacea, 269
 Allouyia, 269
 nobilis, 269
 ramosissima, 269
Marantaceæ, 267
Marantaceæ, 261, 263
 Marathrum, 176
 Marattiaceæ, 315
 Marchantia, 325
 Marcgraaviaceæ, 46
Marcgraaviaceæ, 44, 112, 143
 Margosa oil, 104
 Margosa Tree, 121
 Margyricarpus, 81
Margyricarpus, 9
 Marica, 261
 Marjoram, 240
 Mariscus, 305
 Marking-nut, 128
Marlea, 52
 Marmeleiro do Campo, 105
 Maroquin leather, 163
 Marsh Mallows, 34
 Marsilea, 318
 Marsileaceæ, 317
Marsilaceæ, 312
 Martinezia caryotefolia, 280
 Martin's Cancer Powder, 228
 Martynia, 235
 Martyniaceæ, 235
 Marvel of Peru Tribe, 171
 Mastich, 130
 Maté, 179
 Matisia, 36
 Matricaria Parthenium, 199
 Maurandya Barclaiana, 237
 Mauria, 129
 Mauritia flexuosa, 280
 Maximiliana regia, 44
 May Apple, 14
 Maytenus, 110
 Mayna, 24
 Meconic acid, 10
 Meconopsis napalensis, 9
 Medlar, 84
 Medlar of Surinam, 181
 Medeola virginica, 278
 Medullin, 200
 Melaleuca leucadendron, 65
 Melambo Bark, 27
 Melampyraceæ, 230
Melampyraceæ, 228
 Melampyrum pratense, 231
 Melanorhæa, 128
 Melanthaceæ, 272
Melanthaceæ, 261, 273, 279
 Melastomaceæ, 61
Melastomaceæ, 59, 67, 68
 Melia Azedarach, 121
 Azedarachta, 121
 Meliaceæ, 120
Meliaceæ, 2, 116, 120, 180
 Melianthus, 136
 Melica, 294
 Melicytus, 21
 Melilotus officinalis, 93
 Melochia, 38
 Melon, 193
 Memecyleæ, 62
Memecyleæ, 61, 67
 Menais, 243
 Mendozaia, 233
 Menispermæ, 31
Menispermæ, 22, 102
 Menispermic acid, 33
 Menispermum palmatum, 32
 cordifolium, 32

- Menispermum Cocculus, 33
 edule, 33
 Mentzelia, 58
Menyanthes, 12
 Menyanthes, 216
 trifoliata, 217
 Mercurialis annua, 103
 perennis, 103, 105
 Mercurio do Campo, 118
 Merenderæ, 272
 Merimea, 159
 Mertensia dichotoma, 314
 Mesembryanthemum edule, 163
 nodiflorum, 163
 Metabolos, 204
 Mezerium Tribe, 75
 Michelia Doltsopa, 24
Micranthea, 110
 Miersia, 276
 Mignonette Tribe, 106
 Mikania Guaco, 200
 Milkwort Tribe, 144
 Milk Plant, 105
 Millet, 303
 Milnea edulis, 121
 Miltus, 163
 Mimosa fagifolia, 91
 saponaria, 91
 Spongia, 91
 Mimulus guttatus, 230
 Mimusops Elengi, 181
 Mint, 240
 Mint Tribe, 239
 Minuartiæ, 166
Minuartia, 164
 Mirabilis, 171
 Mistletoe, 209
 Mitracarpum, 204
Mitrasacme, 210
 Mniarum, 167
 Mniopsis, 175
 Modecca, 149
 Mohoe, or Mohaut, 34
 Mollugo, 157
 Momordica Elaterium, 193
 Momordicas, 192
 Monachne, 294
Monimiea, 24, 27
 Monimiea, 28
 Monniera, 134
 Monnina, 144
 polystachya, 146
 Monocotyledons, 251
 Monodora, 22
 Monopetalous plants, 178
 Monotoca, 183
 Monotropa, 185
 Monotropæ, 184
 Monsonia, 110
 Montezuma, 36
 Montia, 160
 Montinæ, 56
 Mootha, 306
 Moræa, 261
 Morel, 336
Morinda, 60
 Morinda, 204
 Royoc, 205
 Moringæa, 39
 Moroxylic acid, 96
 Morphia, 9
 Morus, 95
 alba, 96
 tinctoria, 96
 Moss Tribe, 320
 Moss-like plants, 320
 Mountain Ash, 84
 Mourera, 176
 Moxa, 199
 Mucedinæ, 334
 Mudar, 213
 Mulberry, 95
 Mullein Tribe, 233
 Mundia, 144
 Muraltia, 146
 Murucuja, 149
 Musa textilis, 270
Musacæ, 266
 Musacæ, 269
 Musanga, 95
 Mushroom Tribe, 334
 Musci, 320
 Muscoideæ, 320
 Mustard, 17
 Mycetes, 334
 Myoporinæ, 237
 Myosurus, 8
 Myrica cerifera, 101
 sapida, 101
 Myricæ, 100
Myricea, 99, 249
Myriophyllum, 10, 177
 Myriophyllum, 57
 Myristica moschata, 24
 Otoba, 24
 Myristicæ, 23
Myristicæa, 29, 76, 102
 Myrobalan Tribe, 66
 Myrobalanæ, 66
 Myroxylon peruiferum, 92
 toluiferum, 92
 Myrospermum, 87
 Myrsinæ, 225
Myrsinea, 112
 Myrtacæ, 63
Myrtacæa, 27, 44, 51, 52, 53, 56, 62, 63,
 67, 68, 184, 192, 193
 Myrtle Tribe, 63
 Myrtus communis, 65
 Myginda Gongouha, 179
 Nageia, 101
 Nagur-mootha, 306
Naiades, 175
 Naiades, 289
Naias, 177

- Nama, 221
 Nandhirobae, 192
 Napimoga, 79
 Naravelia, 8
 Narcissi, 259, 279
 Narcissus Tribe, 259
 Narcissus poeticus, 260
 Tazetta, 260
 odorus, 260
 Pseudo-Narcissus, 260
 Narcotine, 10
 Nasturtium Tribe, 141
 Natchenny, 303
 Nauclea Gamber, 205
 Nectarine, 85
 Neem Tree, 121
 Negundium, 117
 Nehai, 315
 Neillia, 81
 Nelumbium speciosum, 12
 Nelumbium, 10
 Nelumboneae, 12
 Nelumbonea, 11, 124
 Nemea, 307
 Nemopantes, 179
 Nemophila, 244
 Neottiae, 265
 Nepenthea, 154
 Nepenthea, 153
 Nepenthes, 81, 291
 Nephrodium esculentum, 315
 Nephroma, 333
 Nerine, 260
 Nerium Oleander, 214
 odorum, 214
 Neuradeae, 81
 Nicotiana multivalvis, 231
 Nicotiana multivalvis, 64
 Niebubria, 20
 Nigella, 6
 Nigella, 11, 64
 Nigella sativa, 8
 Nightshade Tribe, 231
 Nightshade, 232
 Niouttout, 126
 Nirbishi, or Nir bikhi, 7
 Nitella, 329
 Nitrariaceae, 163
 Nitrariaceae, 48, 113
 Nitre, 242
 Nöggerathia foliosa, 281
 Nolana, 219
 Nolana paradoxa, 231
 Nolana paradoxa, 64
 Nopaleae, 54
 Norantea, 44
 Noranteae, 47
 Notorhizeae, 18
 Noyau, 85
 Nuphar luteum, 10
 Nut-grass, 306
 Nutmeg Tribe, 23
 Nutmeg of Santa Fé, 24
 Nyctagineae, 171
 Nyctagineae, 195
 Nyctanthes Arbor Tristis, 223
 Nymphæaceae, 10
 Nymphæaceae, 6, 9, 12, 13, 254
 Nyssaceae, 74

 Oak, 95
 Oak Tribe, 97
 Oats, 302
 Ochnaceae, 135
 Ochnaceae, 136
 Ochna hexasperma, 136
 Ochradenus, 108
 Ochro, 34
 Ocymum album, 241
 febrifugum, 240
 (Enanthe pimpinelloides, 5
 (Enothera biennis, 57
 Oil of Almonds, 85
 Mangosa, 104
 Olive, 224
 Palm, 282
 Olacineae, 77
 Olax, 78
 Oldenlandia umbellata, 206
 Olea fragrans, 224
 Oleaceae, 224
 Oleaceae, 221, 222, 223
 Oleaster Tribe, 68
 Olibanum, 127
 Olisba, 61
 Olive Tribe, 224
 Olivile, 224
 Olyra, 304
 Omphalea, 105
 Omphalobium, 126
 Ononis, 91
 Onagrariae, 56
 Onagrariae, 59, 63, 67, 68, 143, 158, 193
 Oncidium, 165
 Oncus, 278
 Onion, 274
 Onosma echioides, 242
 Opercularineae, 203
 Opercularineae, 173
 Ophelus, 36
 Ophioglosseae, 312, 315
 Ophiosperma, 225
 Ophrydeae, 265
 Opium, 9
 Opium, 201
 Opobalsamum, 127
 Opoponax, 5
 Opuntia, 55
 Opuntiaceae, 54
 Orange, 240
 Orange Tribe, 123
 Orchall, 333
 Orchideae, 108, 255, 258, 261, 266, 268
 Orchideae, 262
 Orchis Tribe, 262
 Orchis latifolia, 263

- Orelha, de Onça, 33
 Orelha de Gato, 48
 Oreodoxa frigida, 280
 regia, 280
 Origanum Dictamnus, 241
 Ormosia, 87
 Ornithogalum, 274
 Ornithopus, 88
 scorpioides, 91
 Orobanche ramosa, 228
 virginiana, 228
 major, 228
 Orobanchææ, 227
Orobanchææ, 185
 Orontium aquaticum, 288
 Orris root, 261
 Orseille de Terre, 333
 des Canaries, 333
 Ortegia, 164
 Orthoploceæ, 18
 Osmunda regalis, 314
 Osmundaceæ, 315
 Osyrideæ, 74
 Ottegia indica, 254
Oursia, 218
 Ouvirandra, 287
 Oxalideæ, 140
Oxalideæ, 137, 139, 156
 Oxalis acetosella, 140
 Oxleya xanthoxyla, 122
 Oxybaphus, 171
 Oxycoccus, 184
 Oxyria, 170

 Páchana, 32
 Pæonia, 6
 Moutan, 11
 papaveracea, 11
 Pagamea, 210
 Palapetta, 215
 Paletuviers, 60
 Palicourea, 204
 Maregraavii, 206
 Palm oil, 282
 Palma Christi, 104
 Palmæ, 279
 Palm Tribe, 279
Palms, 246, 255, 271
 Pálo, 32
 Palo de Vacca, 95
 Panax, 4
 Coloni, 241
 quinquefolium, 4
 Paneratum maritimum, 260
 Pandanææ, 284
 Pandanus odoratissimus, 285
 Panicææ, 294
 Panicum, 293
 spectabile, 304
 Pao d'Arco, 237
 Papaver somniferum, 9
 Papaveracææ, 8
Papaveracææ, 6, 11, 13, 11, 18, 59, 153
 Papayacææ, 191
 Papaw Tribe, 191
 Papilionacææ, 89
 Papilionaceus, 87
 Pappophorum, 293
 Papeeta, 215
 Para todo, 166
 Paraiba, 138
 Pareira brava, 33
 Parietaria, 94
 Parideæ, 277
 Parinarium excelsum, 87
 campestre, 87
 montanum, 87
 Parkeriaceæ, 315
 Parkia africana, 92
 Parmelia, 333
 Parnassia, 49
Parnassia, 47, 154
Paronychia, 156
 Paronychiææ, 164
 Parsley, 5
 Parsnep, 5
 Partridge wood, 78
 Paspalum, 293
 Passerina tinctoria, 76
 Passiflora capsularis, 149
Passifloreæ, 20, 21, 59, 73, 79, 147, 151,
 191
 Passifloreæ, 148
 Passion-flower Tribe, 148
 Pastinaca Opoponax, 5
 Patrinia, 197
 Patrisia, 21
 Patrisiææ, 21
Paullinia, 182
 australis, 117
 subrotunda, 117
 Paulliniææ, 117
 Pavia, 115
 Pavonia, 29
 diuretica, 34
 Pe de Perdis, 104
 Pea, 90
 Pea Tribe, 87
 Peach, 85
 Pear, 84
 Pedalineæ, 235
Pedalineæ, 227, 236
 Pedalium murex, 235
 Pedicularææ, 228, 230
 Pedilanthus tithymaloides, 105
 padifolius, 105
 Peganum, 134
 Pelargonium, 139
 Penæa fruticulosa, 72
 marginata, 72
 mucronata, 72
Penacææ, 51
 Penæacææ, 71
 Pennyroyal, 241
 Pentadesima butyracea, 46
 Pentaloba, 146

- Pentapetes ovata, 39
 Penthorum, 161
 Peperomia, 175
 Pepper Tribe, 174
 Pepper, black, 174
 Peppers, 131
 Pepper-wort Tribe, 317
 Perelle d'Auvergne, 333
 Pergularia edulis, 213
 Periploca, 211
 emetica, 213
 esculenta, 213
 indica, 215
 Perpetua, 166
 Persea gratissima, 30
 Persicaria, 170
 Personatae, 228
 Persoonia, 69, 70
 Petaloideæ, 252
 Petit Coco, 225
 Petiveria alliacea, 169
 Petiveriaceæ, 169
 Petrophila, 71
 Phacelia, 244
 Phanerocotyledoneæ, 1
 Phanerogamous, or Phænogamous
 Plants, 1
 Pharnaceum, 160
 Pharus, 304
 Phascum, 324
 Phaseolus trilobus, 93
 Phaseoleæ, 89
 Phebalium, 133
 Phelipæa, 228
 Philadelphæa, 52
 Philadelphæa, 161
 Philydium, 256
 Phleum, 296
 Phlomis esculenta, 241
 Phœnix farinifera, 282
 Phleosanthææ, 95
 Pholidia, 238
 Photinia dubia, 84
 Phrynium dichotomum, 269
 Phycella, 260
 Phycei, 338
 Phyllica, 114
 Phyllanthus, 32, 110
 Phyllanthus Niruri, 106
 urinaria, 106
 Emblica, 106
 Conami, 106
 Phyllyrea latifolia, 224
 Phyllis, 204
 Phyllolobeæ, 89
 Phyllis, 157
 Physalis Alkekengi, 232
 flexuosa, 233
 Phytelephas, 284
 Phyteuma spicatum, 186
 Phytolacca abyssinica, 168
 decandra, 168
 Phytolacca, 156, 166, 167
 Phytolacceæ, 168
 Picrotoxia, 33
 Pinckneya pubens, 205
 Pindaiba, 23
 Piney Tree, 42
 Pine-apple Tribe, 256
 Pine Apple, 257
 Pine, Norfolk Island, 249
 Weymouth, 249
 Pinguicula, 227
 Pinus Cembra, 250
 Gerardiana, 250
 Lambertiana, 249
 Douglasii, 250
 taxifolia, 250
 sylvestris, 250
 Pumilio, 250
 Pinaster, 250
 Pinea, 250
 Picea, 250
 Piper, 11
 æthiopicum, 22
 Cubeba, 174
 inebrians, 175
 anisatum, 174
 Betel, 175
 Siriboa, 175
 Piperaceæ, 100, 172, 173
 Piperaceæ, 174
 Piriqueta, 151
 Pisang, 302
 Pisonia, 171
 Pistacia atlantica, 129
 Lentiscus, 129
 Terebinthus, 129
 Pistiaceæ, 291
 Pistiaceæ, 73, 289
 Pistolochinæ, 72
 Pisum, 89
 Pitcairnia, 256
 Pitch, common, 250
 Burgundy, 250
 Pitcher-plant Tribe, 154
 Pittomba, 117
 Pittosporæ, 138
 Pittospora, 112
 Placea, 260
 Plagianthus, 36
 Plane Tribe, 99
 Plantaginæ, 226
 Plantagineæ, 194
 Plantago arenaria, 194
 Ispaghula, 194
 Psyllium, 194
 Platanæ, 99
 Platanca, 98
 Platzoma, 315
 Pleurorhizææ, 18
 Plukenetia corniculata, 106
 Plum, 85
 rough-kinned, 86
 gray, 86
 Cocoa, 86

- Plum, Sebesten, 24
 Plumbagineæ, 195, 205
 Plumbago zeylanica, 1
 europæa, 19.
 scandens, 195
 Plumieria obtusa, 214
 Poa, 304
 disticha, 298
 Poaceæ, 294
 Poaya, 147
 Poaya da praia, 147
 Poaya branca, 147
 Podocarpus, 249
 nervifolia, 250
 Podophylleæ, 13
 Podophylleæ, 9, 31
 Podophyllum, 31
 Podostemeæ, 175
 Podostemeæ, 177
 Pogonia, 265
 Pois doux, 91
 Pois quéniques, 40
 Polanisia graveolens, 20
 Polemoniaceæ, 216, 219
 Polemoniaceæ, 219
 Pollichieæ, 165
 Polyanthes tuberosa, 279
 Polycarpæa, 164
 Polycenia, 238
 Polychroite, 261
 Polygala Senega, 146
 sanguinea, 146
 Polygala, 108
 Polygaline, 146
 Polygala, 72, 88, 116, 139, 179
 Polygalæ, 144
 Polygonææ, 93, 156, 171, 174
 Polygonæ, 169
 Polygonum Hydro-piper, 170
 barbatum, 170
 Fagopyrum, 170
 hispidum, 170
 tataricum, 170
 aviculare, 176
 Polypetalous plants, 2
 Polypodiaceæ, 315
 Polypodium phymatodes, 314
 Calaguala, 314
 crassifolium, 314
 Polytrichum, 321
 Pomacca, 23, 65, 81, 84, 113
 Pomaceæ, 83
 Pomaderris, 114
 Pomegranate, 64, 65
 Pontedereæ, 272
 Pontederea azurea, 273
 Poplar, 99
 Poppy Tribe, 3
 Populus tremuloides, 99
 Porliera, 137
 Poropterides, 315
 Portlandia hexandra, 205
 Portulacææ, 49, 55, 156, 162, 164
 Portulacææ, 159
 Potalia resinifera, 209
 amara, 210
 Potalieæ, 209
 Potalieæ, 214
 Potameæ, 289
 Potamogeton natans, 290
 Potamophilææ, 289
 Potato, 232
 Potato, sweet, 219
 Potentilleæ, 82
 Potentilla anserina, 82
 reptans, 82
 Leschenaultiana, 82
 Pothos pedatus, 287
 quinquenervius, 287
 Premna integrifolia, 239
 Preslea, 242
 Pretræa, 235
 Primulacææ, 49, 160, 178, 194, 196, 202, 225
 Primulacææ, 225
 Primrose Tribe, 225
 Prinos verticillatus, 179
 glaber, 179
 Prockia, 152
 Prosopis, 91
 Prostanthera, 240
 Proteaceæ, 23, 72, 75, 202, 208
 Proteaceæ, 68
 Prunes, 85
 Prunus, 64
 spinosa, 85
 domestica, 85
 brigantia, 85
 Coccomilia, 85
 Prussic acid, 84
 Pselium, 32
 Pseudocotyledoneæ, 307, 310, 320
 Psilotum, 317
 Psoralea corylifolia, 92
 Psychotria emetica, 206
 herbacea, 206
 noxa, 206
 Psychotriacææ, 204
 Psyllocarpus, 204
 Ptarmica, 200
 Pteleacææ, 129
 Pteris aquilina, 314
 esculenta, 315
 Pterocarpus santalinus, 92
 erinacea, 91
 Draco, 91
 Pterospermum, 37
 Pterospora, 185
 Pterygodium, 263
 Puccoon, 9
 Pulque, 257
 Punica, 65
 Punica, 27, 63, 64, 67
 Purslane Tribe, 159
 Puschkinia, 274
 Pyrola, 184
 Pyrolacææ, 182, 228

- Pyrolaceæ, 184
 Pyrus Aria, 84
 Aucuparia, 84
 Pythagoras' bean, 12

 Quassia Tribe, 137
Quassia Simarouba, 131
 Quercineæ, 97
 Quercus falcata, 97
 Suber, 97
 Ægilops, 98
 Queriaceæ, 166
Queriaceæ, 164
 Quina de la Angostura, 133
 blanca, 104
 of Brazil, 232
 de la Guayna, 133
 Quince, 84
 Quinia, 205
 Quinquina, 205
 of Peru, 92
 Piton, 205
 des Antilles, 205

 Radiola, 156
 Radish, 17
 Rafflesia, 74
 Raiz do Padre Salerma, 166
 Raiz Preta, 205
 Rajania, 278
 Ramalina, 333
 Rambutan, 117
 Ramonda, 236
 Rampion, 186
 Ranunculaceæ; 6
Ranunculaceæ, 5, 11, 13, 25, 33, 64, 253
 Flammula, 7
 sceleratus, 7
 glacialis, 7
 Rape, 18
 Raspailia, 51
 Raspberry, 82
 Ratanhia, 146
 Rattle Tribe, 230
Reaumuria, 153
 Reaumuria, 48
 Reaumurieæ, 48
Reaumurica, 163
 Rebenta cavallos, 187
 Rectembria, 89
 Red snow, 339
 Redwood tree, 122
 Reeds, 303
 Reevesia, 37
 Reimaria, 294
 Rein-deer moss, 333
 Resedaceæ, 106
 Reseda alba, 107
 odorata, 107, 108
 Phyteuma, 107, 108
 luteola, 108

 Resin of C, 168
Restiaceæ, 33
 Restiaceæ, subens.
 Retanilla, 11
 Rhabdia, 247
 Rhamnea, 115
Rhamnea, 102, 111, 112, 128, 135, 139,
 163, 179
 Rhamnus catharticus, 114
 infectorius, 114
 saxatilis, 114
 amygdalinus, 114
 Rhapis, 282
 Rheum, 170
 Rheumic acid, 170
 Rhexia, 62
 Rhinanthaceæ, 230
 Rhipsalideæ, 56
 Rhipsalis, 55
 Rhizanthæa, 73
 Rhizoboleæ, 115
 Rhizocarpæ, 317
 Rhizophora gymnorhiza, 61
 Rhizophoreæ, 60
Rhizophoreæ, 67
 Rhizosperma, 317
 Rhododendra, 182
 Rhododendron ferrugineum, 182
 chrysanthemum, 182
 ponticum, 183
 maximum, 183

 Rhodolæna, 35
 Rhodoraceæ, 182
 Rhopala, 70
 Rhubarbs, 170
 Rhubarbarin, 170
 Rhus Coriaria, 129
 glabrum, 129
 Rhynchotheca, 139
 Ribesiæ, 54
 Ribgrass Tribe, 194
 Riccia, 324
Riccia, 308
 Rice, 302
 Richardsonia, 204
 rosea, 205
 scabra, 205

 Ricinus communis, 103
 Ricotia, 17
 Riedleia, 38
 Rinoria, 148
 Ripogonum, 278
 Ritta Kaddapoo, 127
 Rivina, 168
 Robertsonia, 50
 Robinia Pseud-acacia, 92
 Rocambole, 274
 Rock-rose Tribe, 151
 Rocou, 152
 Ropera, 137
 Rollinia, 22
Romanzovia, 154
 Rondeletia, 204

- Rondeletia febrifuga*, 205
Roridula, 153
Rosa, 9, 27
 rubiginosa, 82
 canina, 82
 damascena, 82
 gallica, 82
Rosaceæ, 81
Rosaceæ, 6, 27, 49, 63, 64, 78, 79, 80, 84,
 86, 87, 152, 153, 155
Rose Apple, 65
Rose Tribe, 81
Rosemary, 240
Rosewood, 90, 92
Roumea, 21
Rowan Tree, 84
Rubia Manjista, 203
 noxa, 203
Rubiaceæ, 202, 203
Rubus arcticus, 82
 villosus, 82
 jamaicensis, 82
Rue Tribe, 134
Ruellia strepens, 234
Ruizia, 28
Rumex acetosa, 170
Ruppia, 290
Ruscus racemosus, 278
 Hypophyllum, 278
Rush Tribe, 270
Russia Mats, 41
Rutaceæ, 134
Rutaceæ, 121, 139, 136
Ryania, 21
Rye, 302

Sabalineæ, 282
Sabbatia angularis, 217
Sabicea, 204
Sacarolha, 36
Saccharum, 294, 304
 Ravennæ, 300
 Teneriffæ, 300
Saffron, 200, 261
Sage, 240
Sageretia theezans, 114
Sagittaria, 253
Sago, 247, 282
 Portland, 287
Sagonea, 221
Sagus farinifera, 282
St. Ignatius' Bean, 215
Salep, 264
Salacia, 112
Salicaria, 56, 61, 62, 63
Salicariæ, 59
Salicineæ, 98
Salicineæ, 97, 249
Salicornia, 167
Salix arctica, 99
Sallow, 99
Salomonina, 146
Salsafy, 201

Salsola, 167
Salvertia, 143
Salvinieæ, 317
Samanbaya, 314
Sambucineæ, 207
Samolus, 225
Samphire, 5
Samydeæ, 21, 78, 88, 173
Samydeæ, 79
Sandal wood, 91
Sandarach, 250
Sanders' wood Tribe, 74
Sanguinaria canadensis, 9
Sanguisorba officinalis, 81
Sanguisorbeæ, 80
Sanguisorbeæ, 82
Sanseviera, 274
Santalaceæ, 67, 68, 75, 78
Santalaceæ, 74
Santalum album, 75
Sapindaceæ, 115, 121
Sapindaceæ, 116
Sapindus esculentus, 117
 saponaria, 117
Sapium, 105
 aucuparium, 106
Saponaria officinalis, 157
Sapoteæ, 78, 179, 222, 225
Sapoteæ, 180
Sappodilla Tribe, 180
Sapucaya, 45
Saracenieæ, 152
Sarcocolla, 72
Sarcocollin, 72
Sarcolæna, 35
Sarcophyte, 289
Sarmentaceæ, 119
Sarmienta, 227
Sarsaparilla, 278
 German, 305
 of India, 215
Sassafras Nuts, 30
Saunders' wood, 92
Saurauja, 44
Saururus, 11, 175
Saurureæ, 174
Saurureæ, 172
Sauvageæ, 146
Sauvagesia erecta, 148
Savia, 250
Savignia, 17
Savory, 240
Saxifrageæ, 5, 47, 50, 51, 52, 53, 82, 154,
 161, 162, 207
Saxifrageæ, 49
Scabiosa succisa, 197
Scabious Tribe, 196
Scævoleæ, 189
Scævola, 191
Scammony, 219
Scheuchzeria, 290
Schinus Molle, 129
 Arroceira, 129

- Schismatopterides, 315
 Schizæa, 315
 Schizandra, 32
 Schizonotus, 81
 Schizopetalum, 14
 Schmidelia edulis, 117
 Schöpfia, 207
Schubleria, 218
 Schweinitzia, 185
Schwenkia, 108
 Scilla maritima, 274
 Scillitin, 274
 Scio Turpentine, 130
 Scirpeæ, 306
 Scirpus triquetter, 305
 capitatus, 305
Scitaminea, 261, 263
 Scitamineæ, 265
Scleranthæa, 93, 164
 Scleranthææ, 166
Scleranthus, 9
 Scleria lithosperma, 306
 Sclerinaæ, 306
 Scoparia dulcis, 230
 Scopariaceæ, 228
 Scorzonera, 201
 Scotch Fir, 240
 Screw Pine Tribe, 284
 Scrophularia aquatica, 230
 nodosa, 230
Scrophularinea, 157, 182, 216, 227
 Scrophularineæ, 228
Scutellaria, 108
 Sea Kale, 17
 Sea-side Grasses, 170
 Sea-weed Tribe, 338
 Sea-wrack, 290
 Sebesten Plum, 243
 Secale, 304
 Securidaca, 144, 146
 Sedæ, 161
 Sedge Tribe, 304
 Seguiera asiatica, 169
 Seje Palm, 280
Sclaginea, 229
 Selagineæ, 238
 Sem, 93
 Semecarpus Anacardium, 128, 129
 Seminifere, 1
 Sempervivæ, 161
 Sempervivum tectorum, 162
 glutinosa, 162
 Senecia undulata, 139
 Senegine, 146
 Senna, 91
 Service, 84
 Scringia, 38
 Sesameæ, 235
Sesamum, 236
 orientale, 104
 Sesuvium Portulacastrum, 163
 Sethia, 118
 Shallot, 274
 Shepherdia, 68
 Sherardia, 203
 Shorea robusta, 42
 Sibthorpia, 230
 Sida cordifolia, 34
 mauritiana, 34
 micrantha, 34
 carpinifolia, 34
 lanceolata, 34
 Siegesbeckia orientalis, 200
Silene, 108
 virginica, 157
 Silex, 239, 303, 311
Simarubaceæ, 133
 Simarubaceæ, 137
 Simaruba versicolor, 138
 Simbi, 93
 Simsia, 69
 Sinapis, 18
 chinensis, 17
 Sipanea, 204
 Sisymbrium, 18
 Skirret, 5
 Skunk Cabbage, 287
 Sloe, 85
Smeathmannia, 79
 Smeathmannia, 149
Smilacæa, 273
 Smilacææ, 277
 Smilax Tribe, 277
 Sarsaparilla, 278
 China, 278
 aspera, 278
 Soap, 314
 Soap-tree Tribe, 116
 Soda, 167
 Solanum, 231
 Solaneæ, 231
Solaneæ, 219, 226, 229
 Solanum Pseudoquina, 232
 nigrum, 232
 esculentum, 232
 Jacquini, 233
 bahamense, 233
 mammosum, 233
 Dulcamara, 233
Sonerila, 258
 Sonerila, 61
 Sonneratia, 63, 65
 Sophora, 87
 Sorrel, 170
 Souari Nuts, 116
 Soulamea, 146
 Sow Bread, 226
 Spadiceæ, 252
 Spanish Chestnut, 97
 Sparganioideæ, 285
Sparganium, 284, 290
 Sparrmannia, 41
 Spartina, 304
 Spodium junceum, 88
 Spathodea, 237
 Spermaceæ ferruginea, 205

- Spermaceæ Poaya, 205
 Spermaceæ, 204
 Sphæralcea cispalatina, 34
 Sphæria, 334
 Sphærocarpus, 325
 Spider-wort Tribe, 255
 Spigelia marylandica, 218
Spigeliaceæ, 216
 Spigeliaceæ, 217
 Spikenard, 197
 Spilanthus, 200
 Spinach, 167
Spiræa, 64
 sorbifolia, 81
 ulmaria, 82
 Spiræaceæ, 83
 Spiral vessels in the testa, 112, 220
 Spiranthes, 265
 Spirolobeæ, 18
 Spondiaceæ, 125
 Sprengelia, 184
 Spruce, 248
 beer, 250
 Stachys palustris, 241
 Stachytarpheta jamaicensis, 239
 Stackhouseæ, 110
 Stadmannia, 116
 Staelia, 204
 Stagemaria verniciflua, 129
 Stalagmitis Gambogioides, 46
 Stapelia, 212
Staphyleaceæ, 113
 Staphyleaceæ, 114
 Star Apple, 181
 Star Reed, 73
 Statice caroliniana, 195
 Stauntonia, 32
 Stearine, 314
 Stellaria, 157
Stellatæ, 108
 Stellatæ, 202
 Stenochilus, 238
 Sterculia platanifolia, 37
 acuminata, 39
 Chicha, 39
 Tragacantha, 39
 fœtida, 39
Sterculiaceæ, 32, 33, 34, 41
 Sterculiaceæ, 36
 Sternbergia lutea, 260
 Stevia febrifuga, 199
 Sticta, 333
 Stigmarota, 21
 Stilagineæ, 96
 Stilago, 97
 Stipa, 294
 Stipulicida, 164
 Stone Pine, 250
 Storax, 180
 liquid, 250
 Stramonium, 232
 Stratiotæ, 254
Stratiotes, 256
 Stravadium, 65
 Strawberry, 82
 Strelitzia, 270
 Streptocarpus Rexii, 236
 Streptochæta, 304
 Streptopus, 278
 Struthiola, 76
 Strychnæ, 213
 Strychnaceæ, 205
Strychnia, 96, 131
 Strychnia, 215
Strychnos, 209
 colubrina, 215
 S. Ignatii, 215
 Nux vomica, 215
 Pseudo-quina, 215
Stylidieæ, 186
 Stylidieæ, 189
 Styphelia, 184
Styraceæ, 121, 123, 222
 Styraceæ, 179
 Suberin, 97
 Succory, 201
 Succulentæ, 161
 Sugar, 303, 314
 Sulphur, 93
 Sumachineæ, 129
 Sundew Tribe, 153
 Sunflower, 200
 Suwarrow Nuts, 116
 Swartzieæ, 89
 Sweet Potato, 219
 Swietenia Mahagoni, 122
 febrifuga, 122
 Sycamore Tribe, 117
 Sycoidæ, 95
 Symplocarpus fœtida, 287
 Symplocineæ, 179
 Synanthereæ, 197
 Synaphea, 69, 71
 Synorhizæ, 245
Syringa, 222
 Tabasheer, 303
 Tabernæmontana utilis, 214
 Tacamahaca, 92
 Tacca, 286
 Tachia guianensis, 217
 Tacsonia, 149
 Tagua, 285
 Talinum, 160
 Tamarind, 91
Tamariscineæ, 48
 Tamariscineæ, 158
 Tamarisk Tribe, 158
 Tamarix *songarica*, 158
 gallica, 158
 africana, 158
 Tamus, 277
 Tannin, 314
 Tanghin Tree, 215
 Tansy, 199
 Tapura, 78

- Taquarussa, 303
 Targionia, 325
 Tarragon, 200
 Tasmannia, 26
 Taxanthemea, 196
 Tea, 82, 85, 114, 179, 180, 183, 224
 Tea, Brazilian, 239
 Tea Plant, 65
 Teak, 239
 African, 106
 Teasel, 197
 Tectona, 239
 Telephieæ, 164
 Telephium, 158
 Tephrosia, 90, 91
 purpurea, 92
 Terebintaceæ, 125, 126, 127
 Terebintaceæ, 78, 80, 88, 102, 130
 Terminalia alata, 67
 Bellerica, 67
 Chebula, 67
 latifolia, 67
 vernix, 67
 Terminalieæ, 67
 Ternströmiaceæ, 43
 Ternströmiaceæ, 34, 45, 100
 Terra japonica, 91
 Tetracera, 26
 Tetradynamia, 14, 18
 Tetragonia expansa, 163
 Tetrameles, 109
 Tetramerium, 204
 Tetratheca, 144
 Tetranthus, 30
 Thalassia, 290
 Thalassiophyta, 338
 Thalia, 267
 Thalictrum, 6, 8
 Thamnea, 51
 Thamnochortus, 284
 Theaceæ, 43
 Thesium, 75
 Theta, 196
 Theobroma Cacao, 39
 Theophrasta, 112
 Theophrasta Jussiei, 225
 Thoa, 249
 Thrinax, 282
 Thryallis, 119
 Thuja articulata, 250
 quadrivalvis, 250
 Thunbergia, 233
 Thylacium, 20
 Thyme, 240
 Thymelææ, 68, 75
 Thymelææ, 74, 76, 77
 Ticorea, 134
 febrifuga, 133
 jasmiflora, 133
 Tigilium, oil of, 104
 Tiliaceæ, 40
 Tiliacæ, 33, 37, 41
 Tillandsia, 256
 Tillææ, 162
 Tina, 166
 Tingi, 182
 da Praya, 182
 Tinguy, 117
 Tmesipteris, 317
 Tobacco, 170, 232
 Toddalia, 130
 Toddy, 121, 282
 Tofieldia, 272
 Tomatoes, 44
 Tomato, 232
 Tonina, 284
 Tonka Bean, 92
 Tonsella pyriformis, 112
 Torenia asiatica, 230
 Tormentilla, 82
 Tortula, 321
 Tournefortia, 243
 Tradescantia, 255
 Tragia involucrata, 106
 Tragopogon, 201
 Trapa, 58
 Trapa, 254
 Tree of long life, 65
 Trefoil, 90
 Tremandreeæ, 144
 Trianthemea, 160
 Tribulus, 136
 Trichilia speciosa, 121
 Trichodium, 293
 Trichopus, 73
 Trichosanthes palmata, 193
 Tricoryne, 273
 Trientalis, 226
 Trifolium alpinum, 91
 Triglochin, 290
 Trilliaceæ, 277
 Triosteum, 207
 perfoliatum, 208
 Tripe de Roche, 333
 Tripetaloideæ, 252
 Triphasia trifoliata, 124
 Tripterella, 258
 Tristicha, 175
 Triticum, 304
 Trollius, 8
 Tropæoleæ, 141
 Tropæoleæ, 139
 Tropæolum pentaphyllum, 141
 majus, 141
 tuberosum, 141
 Trumpet-flower Tribe, 236
 Truffle, 336
 Tsin-y, 25
 Tuberosæ, 279
 Tulipaceæ, 279
 Turmeric, 267
 Turneracææ, 161
 Turneraceæ, 150
 Turnera trioniflora, 151
 Turnip, 17
 Turnsol, 103, 104

- Turpentine, oil of, 250
 Bourdeaux, 250
 Strasburgh, 250
 Venetian, 250
 Scio, 130
- Turpinia, 114
 Turraea, 121
 Tussilago Farfara, 199
 Tutsan Tribe, 47
 Typhaceæ, 285
Typhineæ, 172
- Ulex europæus, 88
 Ulfmossa, 333
 Ulmaceæ, 94
Ulmaceæ, 100, 108
 Ulmin, 95
Ulmus, 98
 Umbelliferæ, 4
Umbelliferæ, 6, 171
 Umbelliferous Tribe, 4
 Umiri, Balsam, 123
 Uncinia, 304
 Unona, 23
 Upas, 95
 Urania speciosa, 270
 Uredineæ, 334
 Urena lobata, 34
 Urceola elastica, 214
 Urtica dioica, 93
 urens, 93
 pilulifera, 93
 crenulata, 93
 stimulans, 94
- Urticeæ, 93
Urticeæ, 24, 28, 59, 97, 98, 102, 109, 173,
 174, 191
Usteria, 210
 Utriculinæ, 226
 Uva ursi, 182
 Uvaria tripetaloides, 22
 aromatica, 32
 febrifuga, 23
 Uvularia, 272
- Vaccinieæ, 182, 184
Vaccinieæ, 53
Vaccinium Vitis Idca, 182
 Vaquois, 285
 Vahea, 214
 Valerian, red, 197
Valerian, 73
 Valerianeæ, 197
 Valerian Tribe, 197
 Valeriana Phu, 197
 officinalis, 197
 celtica, 197
 Jatamansi, 197
 Valerianella, 197
 Vallea, 42
 Vallisneria altermifolia, 255
 Vallisneriaceæ, 254
 Vallota, 260
- Vandeæ, 265
 Vangueria, 206
 Vanilla, 265
 Varnish of Sylhet, 128
 Martaban, 128
 Varronia, 243
 Vasculares, 1
 Vateria indica, 42
 Velame do Campo, 104
 Vella, 18
 Velleia, 189
 Velonia, 98
 Vellozia, 258
 Veratreæ, 275
 Veratrin, 272
 Veratrum viride, 272
 Verbasicum, 231
Verbasicum, 229
 Verbenaceæ, 238
Verbenaceæ, 232
 Verbesina sativa, 200
 Vernonia anthelmintica, 199
Veronica, 218
 Veroniceæ, 230
 Vervain Tribe, 238
Viburnæ, 53
Viburnum, 53, 108
 davuricum, 207
- Vicia, 89
 Vijuco del Guaco, 200
 Vilfa, 304
 Villarsia nymphoides, 217
 ovata, 217
 Vin d'Aulnée, 199
 Vine Tribe, 119
 Vinceæ, 213
 Vinifera, 119
 Vino Mercal, 257
 Viola canina, 147
 Violaceæ, 146
Violaceæ, 143, 145, 149, 154, 156, 158
 Violet Tribe, 146
 Virginian Poke Tribe, 168
 Virola sebifera, 23
 Viscum, 208
 Vish, or Visha, 7
 Vismia, 46, 47
 Vismieæ, 48
 Vitices, 238
 Vites, 119
Vites, 5, 31, 116, 139
 Viviania, 156
 Voacanga, 214
 Voa Vanga, 206
 Voehya, 143
 Voehyaceæ, 143
Voehyaceæ, 61, 67
 Vogelia, 196
- Wachendorfia, 258
 Wahlenbergia, 186
 Walkera serrata, 136
 Wallichia, 283

- Wallichieæ, 38
 Waltheria, 37
 Douradinha, 39
 Walnut Tribe, 101
 Wampee, 124
 Water-cress, 17
 Water-lily Tribe, 10
 Water-pepper Tribe, 159
 Water-plantain Tribe, 253
 Waterleaf Tribe, 244
 Wax Palm, 282
 Webera tetrandra, 205
 Weinmannia, 50
 Weissia, 324
 Wheat, 302
 Whortleberry, 184
 Wigandia, 221
 Wild Ginger, 73
 Willdenowia, 283
 Willow Tribe, 98
 Winter Green Tribe, 184
 Winter's Bark Tribe, 26
 Winter's Bark, false, 121
 Wintereæ, 26
 Winterea, 22, 27
 Wisteria sinensis, 88
 Witch Hazel Tribe, 52
 Wittelsbachia insignis, 44
 Woodruff, 203
 Woodsorrel Tribe, 140
 Wormseed Oil, 167
 Wormseed Tribe, 217
 Wrightia antidysenterica, 215
 tinctoria, 215
 Xanthophytum, 204
 Xanthorhiza apiifolia, 7
 Xanthoxyleæ, 128, 129
 Xanthoxylea, 88, 133
 Xanthoxylum Clava, 131
 fraxineum, 131
 caribæum, 131
 bientale, 131
 Xerophyta, 259
 Xerotes, 271
 Ximenia, 77
Xuaresia, 218
Xylophylla, 75
 Xylopia sericea, 23
 Xyrideæ, 255
Xyris, 261
 indica, 256
 Yallhoy, 146
 Yam Tribe, 278
 Yams, 287
 Yellow-root, 7
 Yellow-wood, 122
 Yercum, 213
 Yew, 248
 Zamia, 246
 Zamia, 310
 Zannichellia, 290
 Zedoary, 267
 Zingiber officinalis, 267
 Zinzeyd, 68
 Zizyphus Jujuba, 114
 Zostera, 290
 Zygophylleæ, 136
 Zygophyllea, 134, 141, 152
 Zygophyllum Fabago, 137

THE END.

ERRATA.

- Page 18, line 23, *omit* Subularia.
 47, 8, *for* Antholema, *read* Antholoma.
 26, *for* Laneritia, *read* Lancretia.
 49, 9, *add after* irregular, and there are stipulæ.
 59, 24, *from the bottom, omit* The Loosestrife Tribe.
 72, 29, *for* Sarcocollim, *read* Sarcocollin.
 90, 12, *from the bottom, for* Clove *read* Clover.
 91, 32, *for* Guilandina Bonduccella, *read* the latter.
 101, 5, *from the bottom, for* Juglans cathartica and cinerea are esteemed,
 read Juglans cathartica or cinerea is esteemed.
 116, 16, *omit* or Brazil Nuts.
 152, 5, *from the bottom, for* Sarracennieæ, *read* Sarracenieæ, and *make the*
 same alteration throughout the work.
 153, 10, *from the bottom, for* (1814), *read* (1824).
 172, 7, *from the bottom, take out* Saururus, Aponogeton, *which belong to the*
 previous order.
 205, 13, *from the bottom, for* Weberea, *read* Webera.
 210, 29, *for* Fragræa, *read* Fagræa.
 228, 25, *for* Melampyraceæ, *read* Rhinanthaceæ.
 240, 21, *from the bottom, omit* 200.
 249, 6, *from the bottom, for* Kawie, *read* Kawrie.
 255, 10, *from the bottom, for* CCXXIII. *read* CCXXXIII.

THE FOLLOWING WORKS

BY THE SAME AUTHOR

MAY ALSO BE HAD OF

LONGMAN, REES, ORME, BROWN, AND GREEN,

AND ALL BOOKSELLERS.

AN OUTLINE OF THE FIRST PRINCIPLES OF BOTANY. 18mo. 3s.

A SYNOPSIS OF THE BRITISH FLORA, arranged according to the Natural Orders; containing Vasculares, or Flowering Plants. Small 8vo. 10s. 6d.

THE GENERA AND SPECIES OF ORCHIDEOUS PLANTS, Part I.; containing Malaxideæ. 8vo. 7s.

* * * The first two are indispensable to every person who wishes to become acquainted with the Natural System of Botany. The *Outline* is a condensed view of the principles of Modern Botany; the *Introduction to the Natural System* contains an application of those principles to the arrangement of the whole Vegetable Kingdom; and the *Synopsis* is a detailed adaptation of the two first to the wild plants of Great Britain, compiled from the best authorities.

New York Botanical Garden Library

QK94 .L48
Lindley, John/An introduction to the nat

gen



3 5185 00091 8720

