

The end of the boring door™  
**SUPADOORS®**



*The Plaza Hotel NYC,  
photo courtesy of GN Architects*

**BUILT WITH ENVIRONMENTS IN MIND**

Stile + Rail Doors  
MDF / Wood

Interior Door Catalogue / volume 14



#300 Escala

# TABLE OF CONTENTS



2 Panel - Hyde Park

### Patented Construction

With the SUPADOORS patented method of construction, our doors are manufactured in two halves, using a cope, stick and dowel method of construction at the joints, which are bonded together using high strength high frequency glue. The two stile and rail “half doors” are then face laminated together once again using high frequency glue, creating our CONTINUOUSLY LAMINATED STILE AND RAIL method of construction, which ensures maximum strength and tight joints within a wide array of design options.

### Introduction

- Our Mission ..... 4
- History of SUPADOORS ..... 5

### Construction Methods

- Building a Better Door ..... 6
- Patented Construction Process ..... 7

### Green, LEED, and Acoustics

- Environmental Benefits ..... 8 - 9
- LEED Credits ..... 9
- STC (Sound Transmission Coefficient) ..... 10 - 11

### Design Tools

- Creating the Perfect Door ..... 12 - 13

### SUPADOORS Products

- Fire Doors ..... 14 - 15
- Louver Doors ..... 16 - 17
- Glass Doors ..... 18 - 19
- Architectural Glass Options ..... 19 - 21
- Mirror Doors ..... 22 - 23
- Stain Grade Wood Doors ..... 24 - 25

### Specialty Collections:

- V Groove ..... 26
- Cascadelli ..... 27
- Tivoli ..... 28
- Escala ..... 29
- NuLine ..... 30
- Heavy Bollection ..... 31
- Triple Crown ..... 32
- Enclave ..... 33

### Door Styles

- Panel Door Designs ..... 34 - 37
- Glass Door Designs ..... 38 - 39
- Stickings and Panel Profiles ..... 40 - 41

### Focus on Residential

- Custom Residential Products ..... 42
- Wood Jambs and Pre-Hang ..... 43

### Case Studies

- Wounded Warrior Homes ..... 44 - 45
- Hospitality, Residential, Assisted Living ..... 46 - 47

### Technical Specifications

- Priming and Finishing ..... 48
- Factory Pre-Finishing ..... 48
- Machining and Pre-Drilling ..... 48 - 49
- Storage and Handling ..... 48
- Freight and Packaging ..... 49
- Designer-Driven FAQs ..... 50
- Selected Portfolio ..... 51

The end of the boring door™  
**SUPADOORS®**

1732 Universal City Blvd. Universal City, TX 78148  
 Toll Free: 1.888.SUPADOOR (787.2366) 210.698.8500  
 Toll Free Fax: 1.888.SUPAFAX (787.2329) 210.698.8507  
[www.SUPADOOR.com](http://www.SUPADOOR.com)



#100 Tivoli



Custom 3 Panel - Historic Match



2 Panel Bevel Quirk



L100

# OUR mission

## The End of the Boring Door

Our focus at SUPADOORS from day one, has been to allow Architects, Interior Designers, project owners and homeowners the opportunity to express their ideas for exciting new customized door designs, at affordable pricing, thereby opening up a new world of opportunities for beautiful doors, in both commercial and residential applications.

Our product line has grown dramatically over the past 20 years, as has our ability to manufacture your customized doors in our new state-of-the-art manufacturing facility including **pre-hung units, pre-finishing and stain grade wood doors**. We remain committed and focused at SUPADOORS, to allowing you the opportunity to create your dream panel door, glass doors, and Fire door designs. Allow our team at SUPA to help you through this process if need be, and to demonstrate our commitment to HEROIC CUSTOMER SERVICE through the process.

We thank you sincerely for your support over the years, and look forward to working with you on your exciting new projects.

*Ian and Dave Fisher*



# OUR history

## The History of SUPADOORS

SUPADOORS was founded in San Antonio, Texas over 20 years ago with a view to finding a practical and economical solution to the challenges experienced with painting Pine and Hardwood stile and rail doors. The founders of SUPADOORS recognized, that given the superior stability, paintability, and machinability of Medium Density Fiberboard, this sustainable product offered the perfect medium to manufacture better quality and more economical paint grade doors that the industry had traditionally experienced.

SUPADOORS patented their CONTINUOUS LAMINATION method of door construction whereby two coped, sticked and dowelled "half doors" are face laminated together to create a high quality, strong, architecturally correct stile and rail door.

SUPADOORS introduced their philosophy of "ending the boring door," by allowing architects, general contractors and homeowners the opportunity to customize stile, rail, and panel configurations, thereby creating a distinctive, one-of-a-kind door design that is engineered and manufactured by SUPADOORS to meet the highest quality standards.

SUPADOORS has established an excellent reputation as one of the leaders in the MDF door industry, focusing primarily on the **hospitality, condominium, assisted living, historic preservation, and upper end custom home** segments of the market.

# METHOD OF construction

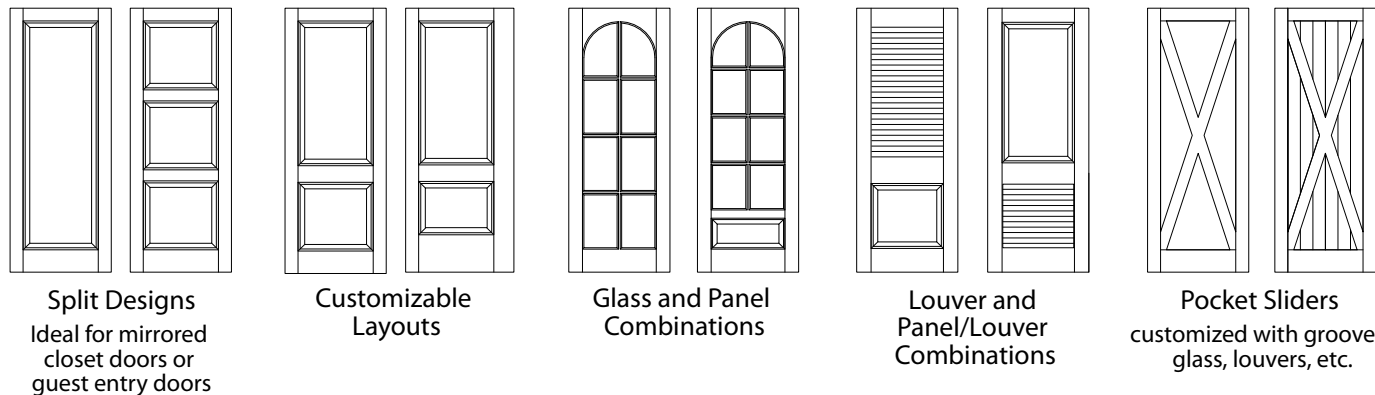
## Building a Better Door

Our unique construction method creates architecturally correct high-strength, high quality stile and rail doors. Each stile and rail is profiled with a cope and stick, and then dowelled, glued and then clamped into "half doors" using high-frequency glue. These two "half doors" are then face laminated together over the panels USING THE SAME HIGH-STRENGTH, HIGH-FREQUENCY GLUE, creating a CONTINUOUS LAMINATION with High strength Joints.

At SUPADOORS, we carry no inventory of stiles or rails. That means each stile, rail and panel is custom cut and profiled to meet your particular design criteria, allowing you the flexibility to customize your door design, so as to create the door style you design for your particular project. Please review some examples of the possibilities below.

SUPADOORS allow you the option to customize the width of your stiles and rails to meet special machining requirements you might have so as to accommodate unique and unusual hardware you might choose. The same option is available for Barn Door or Pocket Door applications where unequal width stiles are called for to create symmetrical design.

## Customized Options



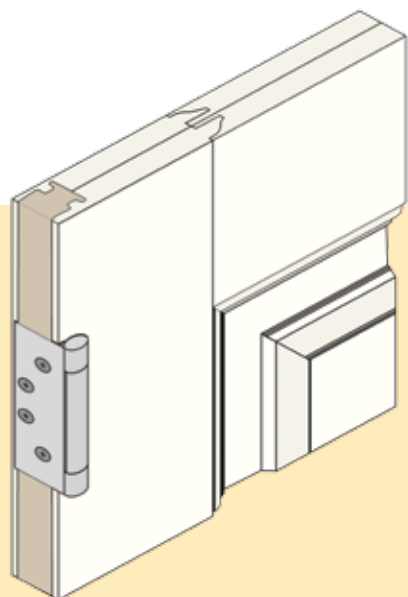
**Split Designs**  
Ideal for mirrored closet doors or guest entry doors

**Customizable Layouts**

**Glass and Panel Combinations**

**Louver and Panel/Louver Combinations**

**Pocket Sliders**  
customized with grooves, glass, louvers, etc.



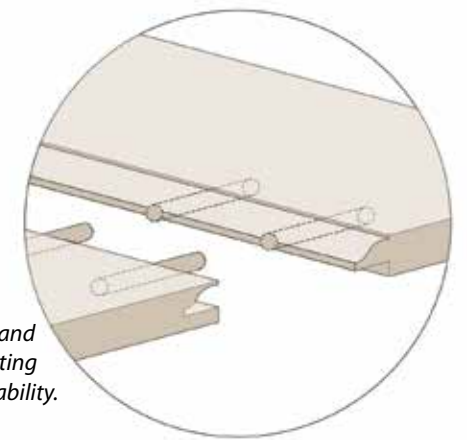
## The SUPA Edge

All SUPADOORS are manufactured using this high quality "keyed" hardwood edge which runs the full length of the stile on both sides of the door. These hardwood edges are included in the doors to add stability, durability and screw holding strength. For Pocket Doors and sliding Barn Doors, the hardwood "keyed edge" is added along the top rail of the door as well to maximize screw holding strength for sliding door hardware.

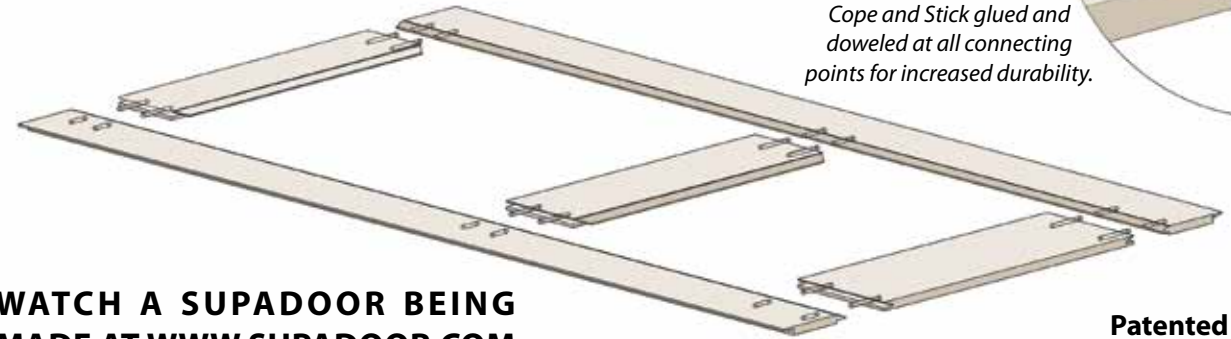
Every SUPA product comes with a limited lifetime warranty against defects in construction or materials and we take great pride in producing our high quality products in the USA.



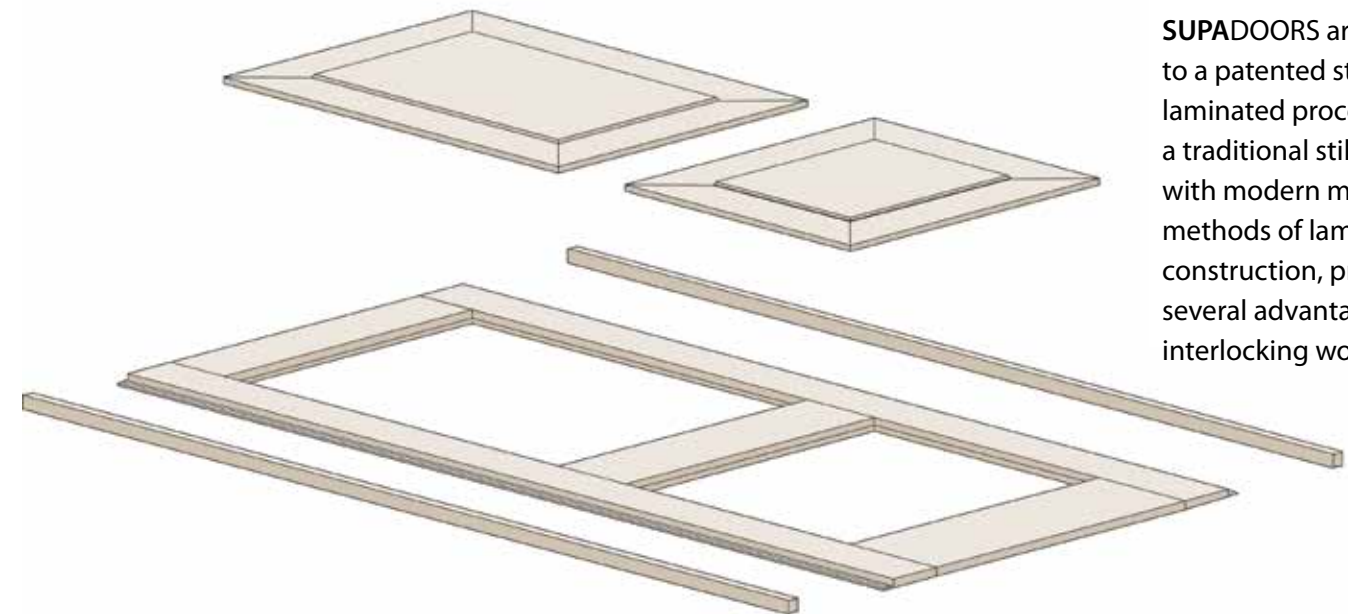
# PATENTED design



Cope and Stick glued and dowelled at all connecting points for increased durability.



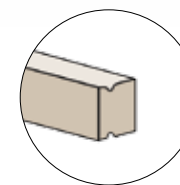
**WATCH A SUPADOOR BEING MADE AT [WWW.SUPADOOR.COM](http://WWW.SUPADOOR.COM)**



## Patented Technology (U.S. Patent No. 5771656)

SUPADOORS are manufactured to a patented stile and rail laminated process. Blending a traditional stile and rail door with modern manufacturing methods of laminated construction, provides several advantages including interlocking wood edges.

Every SUPA door features a "keyed edge" hardwood that extends the entire length of the stile for stability, durability and to hold hinge screws more securely. For Pocket and Slider doors the wood edge is added along the top rail.



## POCKET DOORS

SUPADOORS offers optional LVL (laminated veneer lumber) stile components in pocket door applications. This ensures rigidity and straightness of stiles, to ensure no warping in pocket door applications.

## Properties of MDF and Benefits of MDF SUPADOORS

- MDF is an engineered wood product which is manufactured by mixing refined wood fiber with resins and waxes to produce a solid, hard and machinable product. This **MDF out performs traditional paint grade natural wood** materials such as Pine or Poplar.
- All SUPADOORS are manufactured using double refined MDF which contains a minimum of **86% recycled content**. This hard, durable material will not shrink, warp, split or crack, as will traditional woods such as Pine or Poplar.
- SUPADOORS are an **architecturally correct** authentic **stile and rail door**, with **sharp square corners** on the sticking and panel profiles.
- All SUPADOORS are custom made to your specifications, allowing you to customize the design and layout of your door.

# green and leed

ENVIRONMENTAL OVERVIEW



**The Hotel Arundel Preserve** - Hanover, MD  
architect: **RD Jones & Associates**

Highlighted the "Use of recycled materials in building construction and recycling of unused materials."



**Edge** - Williamsburg, Brooklyn, NY  
architect: **Stephen B Jacobs Group PC**

The High Percentage of recycled content STANDARD in SUPADOORS helped contribute toward this being the "largest residential development in NYC" to achieve LEED GOLD certification. Photo courtesy of Alexander Severin/RAZUMMEDIA.



## The Sustainable Choice for Doors

Building sustainably is no longer even a question anymore for architects, designers, hotels or homeowners. It's a standard. SUPADOORS are always made with a minimum of 86% recycled wood fiber, making it an ideal choice for all projects whether pursuing LEED status or not. SUPADOORS are always made using low VOC adhesives and primers. Optional LEED credits can be achieved using "No Added Urea Formaldehyde and/or FSC® Material."

<p><b>All SUPADOORS</b></p> <p><b>Recycled Content</b> Minimum 86%</p>	<p><b>All SUPADOORS</b></p> <p><b>Low VOC Primer &amp; Glue</b></p>	<p><b>All SUPADOORS</b></p> <p><b>Environmentally Preferred Product</b></p> <p><b>CARB Compliant</b></p>	<p><b>All SUPADOORS</b></p> <p><b>Qualifies toward LEED Credit</b></p>	<p><b>UPON REQUEST</b></p> <p><b>FSC® C015231</b></p>	<p><b>UPON REQUEST</b></p> <p><b>No Added Formaldehyde Material</b></p>
--	---	--	--	---	---

### HIGH RECYCLED CONTENT

All SUPADOORS contain a minimum of 86% pre-consumer recycled wood fibers.

### LOW VOC

All primers and adhesives are independently certified to be LOW VOC.

### NO ADDED FORMALDEHYDE

SUPADOORS meets national standards for formaldehyde content with less than 0.11 parts per million. Optional NAUF (No Added Urea Formaldehyde) is available upon request and can be specified.



### MANUFACTURED IN THE USA

SUPADOORS are made just north of San Antonio, TX. This minimizes transport emissions across North America, and gets doors to the project timely and efficiently.

### FSC® CERTIFIED

Optional FSC® material is available upon request and can be specified and help qualify toward LEED credit.

### LIFETIME WARRANTY

Sustainability doesn't end with delivering materials to the job site. It also means not having to replace doors for the long haul. With over 20 years of field experience, your SUPADOORS will stand the test of time. We warranty it.

LEED CREDITS	
Leadership in Energy and Environmental Design	
SUPADOORS are manufactured using a minimum of 86% preconsumer recycled materials (SCS certified) and can contribute toward multiple LEED Credits.	
MATERIALS & RESOURCES	PRODUCT QUALIFICATIONS
MR Credit 4.1: Recycled Content 10%	Every SUPADOOR
MR Credit 4.2: Recycled Content 20%	Every SUPADOOR
MR Credit 7.0: Certified Wood	Optional FSC® - Certified SUPADOORS
INDOOR ENVIRONMENTAL QUALITY	PRODUCT QUALIFICATIONS
EQ Credit 4.4: Low Emitting Materials	Specify No Added Urea Formaldehyde SUPADOORS
REGIONAL MATERIALS	PRODUCT QUALIFICATIONS
MR Credit 5.1: Regional Materials 10%	Qualify for Most Texas-Based Projects
MR Credit 5.2: Regional Materials 20%	Qualify for Most Texas-Based Projects

### Every SUPADOOR is made using a minimum of 86% recycled content. Other LEED projects with SUPADOORS:

- Millennium Towers Battery Park City, Millennium Place – Boston MA
- Deloitte University – Westlake TX
- 35XV – NYC
- Green Haven Home – Atlanta GA
- Arizona State Veterans Home – AZ
- Terrell Hills Municipal Building – Terrell Hills TX
- VA Cottages – Tuscaloosa FL
- The Oronoco – Alexandria VA
- Capella Hotel – Georgetown DC
- Alpha Delta Pi Sorority
- 160 W 62nd – NYC
- 130 W 12th – NYC
- 10 E 102nd – NYC
- 1212 Fifth Ave – NYC
- Church of Scientology – OH
- Patrick Heath Library – Boerne TX

# REDUCING noise

## STC - Sound Transmission Coefficient

NOISE consistently ranks as one of the most common complaints hotels, condos, and other commercial properties face by guests, residents, and tenants. For this reason **STC ratings have quickly become a primary consideration when choosing doors** for commercial, large-scale residential projects, and even now for private residences. Keeping STC ratings 32 and higher can keep normal speech from being understood.

**SUPADOORS**, being made from solid, double-refined MDF, have been extensively independently tested in a wide array of combinations to achieve **strong STC ratings from STC 32 to STC 38 and in certain cases up to STC 45**. In addition to doors, our Fire-Rated Wood Jambs are also now certified up to STC 37. **SUPADOORS** has tested single and paired assemblies, from non-rated, to 20 through 90 minute fire ratings, with multiple hardware configurations including concealed closers.



Read more about acoustics affecting hotels at [supadoor.com](http://supadoor.com) (found under *Technical Details – Hotel Sound Doors*)



## Hotel Reviews With SUPADOORS Installed

### Marriott Marina San Diego (1356 Rooms)

"I am a light sleeper, but was never awakened... I was also **right next to the vending room** and elevators, and the noise from them were also not a bother."  
— **TripAdvisor Review June 2011**

### Embassy Suites Houston (262 All Suite Rooms)

"I am in LOVE with this hotel!!!!... What we **loved best was the great night sleep**, not hearing any outside/hallway noise"  
— **Hotels.com guest review March 2011**

### Sheraton New York Hotel and Towers New York (1750 Rooms)

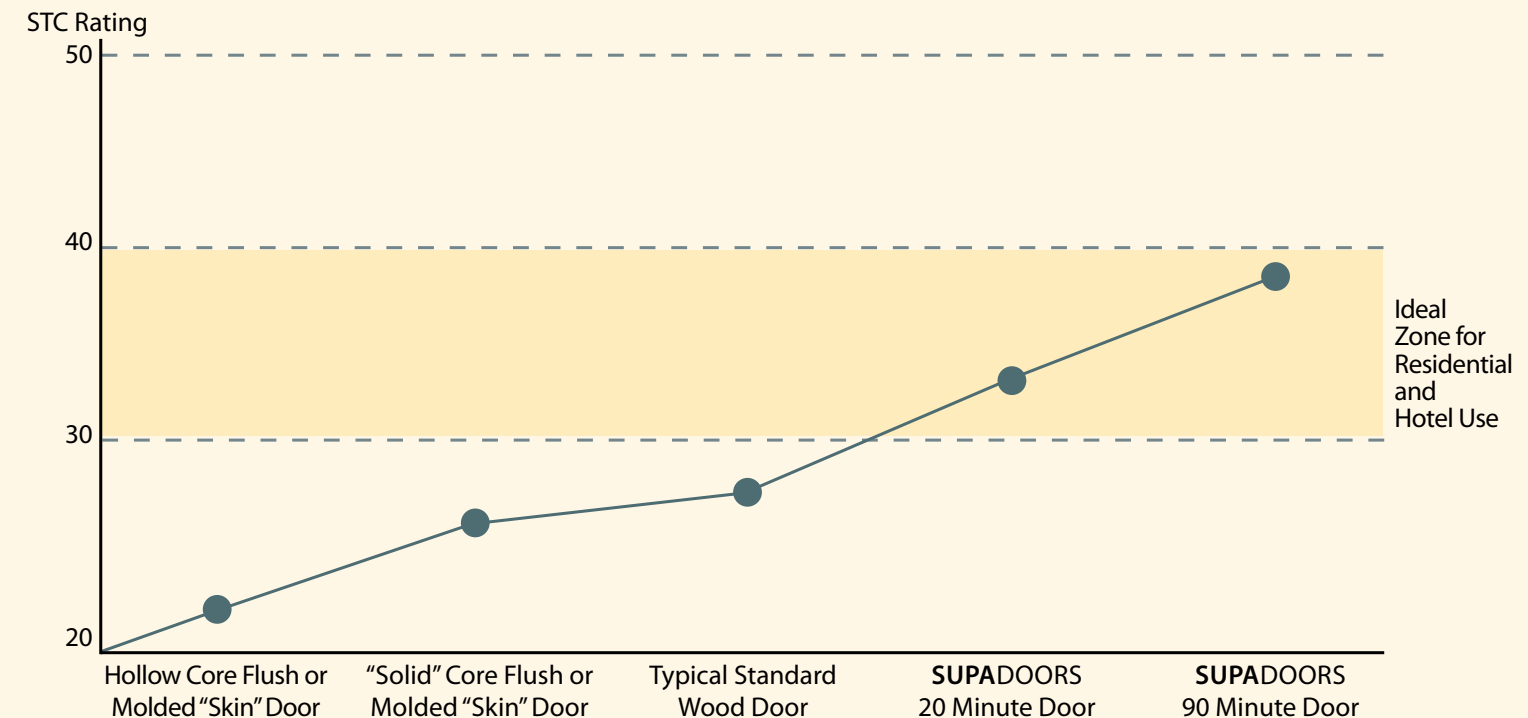
"I have expected much more noise from outside but can say the noise isolation is good :)" — **TripAdvisor Review Aug 2011**

Fire Rating	Door Thickness	Single/Pair	Seals	Door Bottom	Operable STC Rating
Non-Rated	1¾"	Single	Pemko S773	Pemko 434	STC 32
20 Minute	1¾"	Single	Pemko S773	Pemko 434	STC 34
20 Minute   Concealed Closer	2¼"	Single	Pemko S773/S44	Pemko 434	STC 37
20 Minute   Concealed Closer	2¼"	Pair	Pemko S773	Pemko 434	STC 34
20 Minute	2¼"	Single	Pemko S773	Pemko 434	STC 45 Design Limitations Apply
45 Minute	1¾"	Single	Pemko S773	Pemko 434	STC 36
60 Minute	1¾"	Single	Zero 475	Zero 564	STC 37
90 Minute	1¾"	Single	Zero 188	Zero 564	STC 37
90 Minute   Concealed Closer	2¼"	Single	Zero 188	Zero 369	STC 35 STC 40 Sealed
<b>Fire rated Wood Jamb</b>					
Up to 90 Minute	1¾"	Single	Pemko S773/S44	Pemko 411	STC 37 (wood jamb)

**INSIDER TIPS:** **ALWAYS** clarify whether the STC Rating is "sealed" or operable. Compare seal packages. Secondary seals can drive up costs and can become cumbersome/non-user friendly.

Contact **SUPADOORS** about STC Ratings on doors **TALLER** than 8 foot.

## STC RATINGS FOR DOORS



## REVIT REVIEW

### BIM Door Models

"I wanted to express my pleasure with SUPADOORS and in particular the Revit families that come with your product. As president of a architecture firm in the Greater Chicagoland area, we pride ourselves on the quality of our work and the quality of our communication through our drawings. One of the ways we stay ahead of our competition is through the precise modeling ability that Revit affords us and it is clear that the SUPADOORS we have been using deliver on those goals.

Your door families are detailed and robust without becoming cumbersome. They show well in plan, elevation and perspective and in renderings they add a beautiful sense of detail that gives the whole view that added sense of realism.

As a Revit user myself, it is nice to see a well-made family, so much so that we are considering using SUPADOORS as a firm standard in our design process."

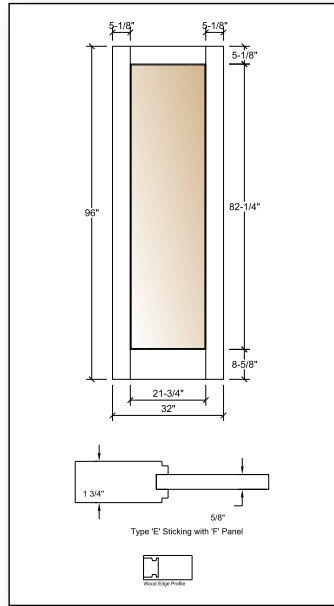
*Architect. Chicago, IL.*



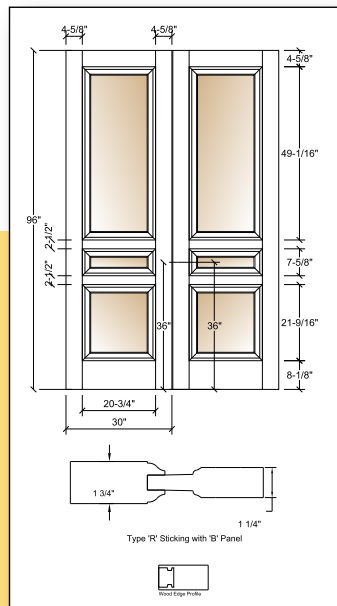
# DESIGN tools

### SUPADOORS Designer

No matter what style door you would like to design, simply go to [www.supadoor.com](http://www.supadoor.com), click on the Door Designer and, just like that, you are on your way to building the door you've envisioned. Our custom made design tool is a stream-lined version of the program we utilize to manufacture our doors. This makes the communication between customer and manufacturer virtually seamless. To obtain a quote, you can print out the drawings you've done and take them into one of our dealers or simply e-mail them to the dealer straight from the Door Designer.



Style #3 Panel with R Sticking and B Panel





STC 35, 90 Minute Fire Door with Concealed Overhead Closer

# FIRE DOOR details

Historically, fire ratings have limited what is possible with stile and rail wood doors. Not anymore! Whether it is a 20 minute fire rated hotel door, or a 20 minute house to garage door, or a 60 minute fire rated commercial door application, or even a 90 minute fire rated stairwell, you can effectively create a matching design across your project whether it be traditional, contemporary, or historic.

SUPA fire doors feature traditional stile and rail construction perfectly matched to our non-rated doors. Importantly, our doors remain at the standard 1 3/4" thickness even on 90-minute ratings.

Fire rated SUPADOORS are now available with the following:

- Custom Designs
- 20 Minute, 45 Minute, 60 Minute, and 90 Minute Fire Rated doors in any design
- Designed to MATCH a non rated door at 1 3/4" or 2 1/4" thick
- Any size up to 9'0" tall
- Singles and Paired Fire Doors
- Raised Panel or Flat Panel Fire Doors
- Paint Grade or Stain Grade
- Pre-finished in any custom color
- Arched Fire Doors
- False Non Venting Louver Fire Doors
- Sound STC ratings Fire Doors
- Temperature Rise Fire Doors
- Concealed Overhead Closers Preps
- Glass Fire Doors over 100 sq. inch (and most available without a metal lite kit)
- Machining for hinges, lock body, mortise lock bodies, card reader, RIM Exit Devices, etc.
- Electrified Hinge Prep
- Category A or Category B Fire Rating
- Approved with the City of New York (MEA Number)
- Fire Rated Glass
- 20 minute through 90 minute Wood Fire rated Frames (paint grade or stain grade)



V2V, 45 Minute



2 Panel, 20 Minute

## All Fire Rated Doors are Available in Raised or Flat Panel Profiles to Match Non-Rated Doors!

Fire doors can be manufactured with any profile and configuration in paint grade or stain grade. Fire rated glass doors are also available.

### Standard Fire Core Construction Example

#### Standard 20 Min.

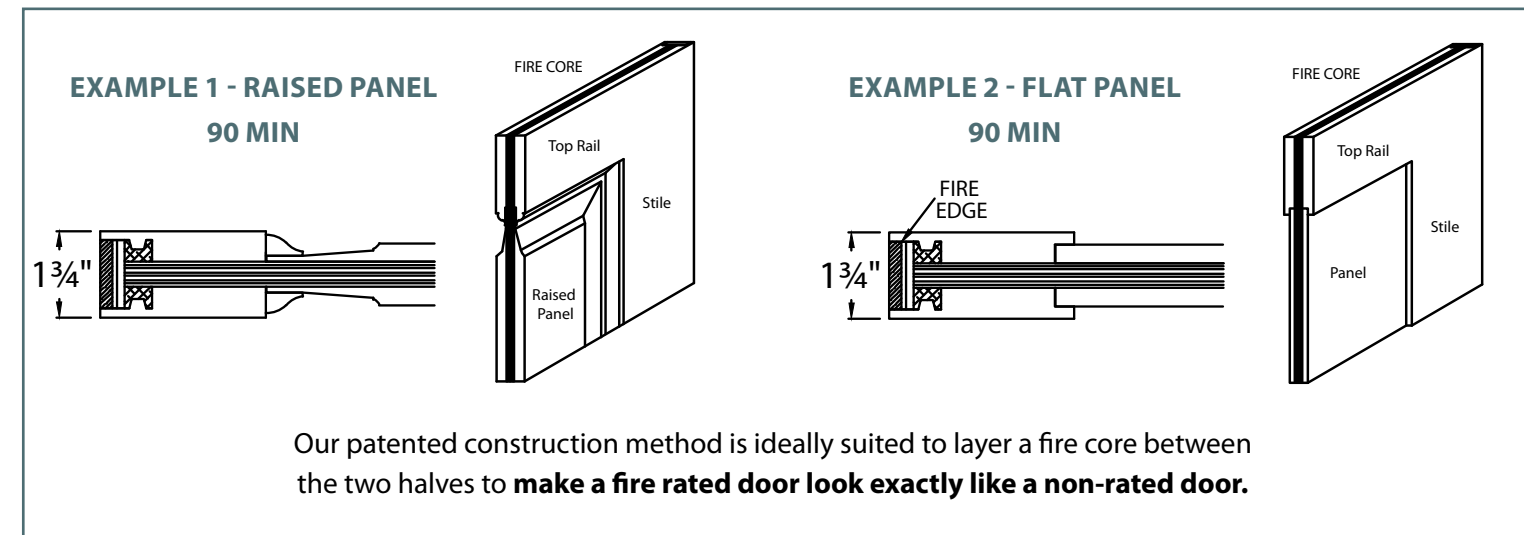
Stile and rail, raised or flat panel 20 minute doors using our traditional method of manufacture. Available in 1 3/4" or 2 1/4" thickness.

#### Standard 45/60/90 Min.

Stile and rail, raised or flat panel 45, 60, or 90 minute rated doors. Using our patented traditional method of manufacture, SUPA laminates fire rated" core between our MDF to achieve the exact match to any of our standard or custom designs. Thickness 1 3/4" or 2 1/4".



6 Panel Historic Match, 60 Minute



Door Type	Width	Height	Thickness	Design Layout	Glass Size Max	Pair Width Max	Concealed O.H. Closer (2 1/4" thick door)	STC Ratings
20 Min Positive Pressure - Category B or Optional A	4'-0"	8'-0"	1 3/4"	unlimited	2597 sq. in. (full lite)	8'-0"	yes	34 standard up to 36
45 Min Positive Pressure - Category A	4'-0"	8'-0"	1 3/4"	unlimited	1248 sq. in.	7'-0"	yes	36
60 Min Positive Pressure - Category A	4'-0"	8'-0"	1 3/4"	unlimited	1216 sq. in.*	7'-0"	yes	37
90 Min Positive Pressure - Category A	4'-0"	8'-0"	1 3/4"	unlimited	1216 sq. in.**	7'-0"	yes	37
90 Min Positive Pressure - Category A (over 8')	3'-0"	9'-0"	2 1/4"	unlimited	n/a	n/a	yes	40 (sealed)

\* Consult your local code as requirements vary - contact SUPADOORS for more details.

\*\*with metal lite kits

**Special Machining Options:** Concealed Overhead Closers (DORMA and LCN), Concealed (SOSS) Hinges, Raceway

### Fire Rated Wood Jambs (paint grade or stain grade)

Door Type	Width	Height	Min Jamb Width	Jamb Thickness	Max Jamb Width	STC
20 Min	4'-0"	9'-0"	3 1/2"	3/4" + stop	unlimited	
45 Min	4'-0"	8'-0"	4 5/8"	3/4" + stop	unlimited	
60 Min	4'-0"	8'-0"	4 5/8"	3/4" + stop	unlimited	
90 Min	3'-0"	9'-0"	4 5/8"	3/4" + stop	unlimited	35

**90 Minute Fire Rated Frames - SUPADOORS** offers up to 90 minute fire rated frames in paint grade or stain grade veneers. 90 minute rated frames are able to be machined for many special requirements including SOSS hinges and overhead concealed door closers.





True Louver/Louver



False Louver/Panel Hotel Closet Doors with Full Length Mirror

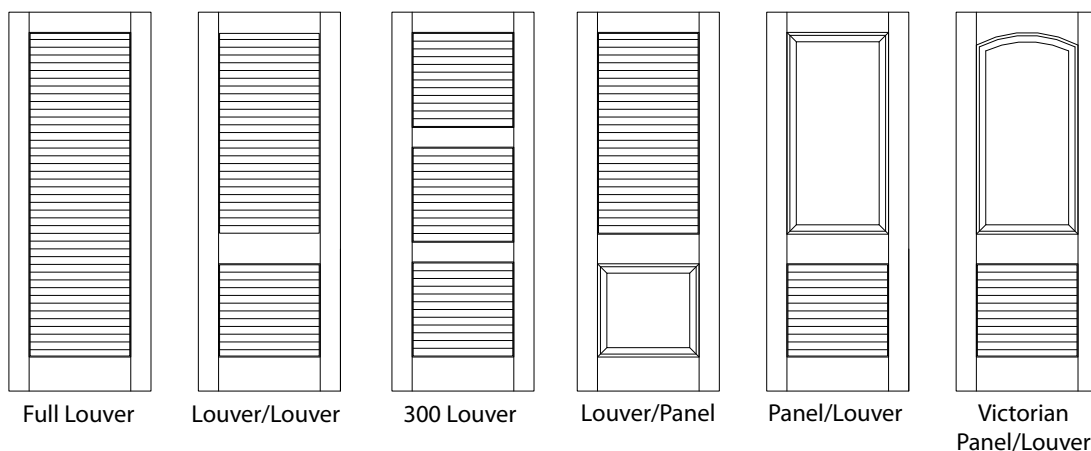


Changing Room Doors

# louver DOORS

Choose from the many SUPADOOR options of louver doors whether fully vented louvers or false louvers. SUPADOORS will customize your panel layout, and stile and rail widths, whether you are choosing swinging louver doors, bypass louver doors or pocket louver doors. Consider fully vented louver doors where ventilation is a priority, or false louvers where design is a priority and ventilation is not a necessity. Visit [supadoor.com](http://supadoor.com) for technical information relating to louver blade sizes, air flow requirements and mirror insert options.

Louver doors are ideal for residential and commercial applications. Customizable in layout and sizing.



Full Louver

Louver/Louver

300 Louver

Louver/Panel

Panel/Louver

Victorian Panel/Louver



Full True Louver

**DESIGN NOTE:**  
Wider louver blades create a more upscale luxurious look.

**DID YOU KNOW?**  
SUPADOORS can adjust the size and angle of the louver blade in special cases to meet specific free air space requirements.



True Louver



False Louver

True Louver/Louver photo courtesy of Perrone Construction



# glass DOORS

Glass is a great complement to any door design, and with SUPADOORS, any paneled design may be replaced with one or more pieces of clear, frosted, decorative or specialty glass. With over 40 distinct glass options, Supa Glass doors are a perfect option for residential projects looking to add natural light or a featured look to a living space, as well as a great option for commercial projects in need of transparency or added light. Aside from glass paneled doors, SUPADOORS also offers a robust lineup of true and simulated divided lite designs to satisfy a variety of applications. For a truly unique perspective, SUPADOORS has partnered with Lumicor to offer a full array of architectural resin panels, which can be viewed at their website. As always, since every door is built to order, you can freely customize or tweak any design.

## Commercial Ideas:

- Hotel Bathroom Slider Doors
- Egress Doors
- Office Doors
- Hotel Meeting Rooms
- Fire-rated Glass Doors  
Dividing Commercial Space
- Historic Preservation



## Residential Ideas:

- Dining Room Divider Doors
- Bedroom Doors to Increase Light
- Barn Sliders or Pocket Doors
- Mirrored Master Closet Doors

One of our most popular options – acid etched frosted glass – is of the highest quality available and creates the perfect translucency for residential and hospitality projects. Alternatively, white laminated glass is also a viable option for an even more opaque look. Please see our website for handling and cleaning guides for acid etched and other types of glass.



L300

L312



Style #400 shown with white laminated glass and modified "E" Sticking



Style #500 with Clear Tempered Glass



L100 - "E" Sticking - Acid Etched - Frosted

## ARCHITECTURAL GLASS



BR001 - Acid Etched - Frosted



BR5400 - Double Acid Etched - Frosted



White Lami



BR4110 - Plus - Origami



BR4120 - Plus - Cannes



BR4140 - Paris - Clear



BR4150 - New Line



BR4160 - Robel - Clear

continued on pages 20-21

www.supadoor.com

# ARCHITECTURAL GLASS



BR4170 - Fusion - Clear



C80-001 - Clear Sahara



C81-001 - Reamy Clear - Winterlake



GL320 - Rainy - VUE



GL680 - 1/8" Cross Reeded



GL695 - Madera



GL325 - Winter Vue



GL340 - Hazy Vue



GL345 - Pine Vue - Driftwood



GL355 - Woven Vue



GL830 - Silesia



GL865 - Rustic



GL365 - Autumn Vue



GL370 - Wave Vue



GL385 - Slender Vue



GL400 - Delta Machine - Croguel



GLML014 - Master Ligne



GLML014 - Master Ray



GLMLE014 - Master Lens



GLMP014 - Master Point



GL400F - Delta Frosted - Croguel



GL420 - Gothic



GL470F - Bamboo Sandblasted



GL505 - Taffeta



GNA0189 - Clear Antique



IMP001 - Impreso



MC014 - Master Carre



MR014 - Master Ray



GL570 - Everglade



GL600 - 1/8" Reed - Estriado



GL610 - 1/2" Cross Reeded



GL645 - Lustral H



SPAA100CC - Clear Corsica



SPAA100K - Clear Krinkle



SPAA100QR - Clear Quartered Reeded



SPAA100RW - Clear Rainwater

# MIRRORED glass

photo courtesy of Clark Realty Capital, LLC



**SUPADOORS** are also available with inserted mirrors. Because of our patented construction, **SUPADOORS** can have a **different design on each side of the door.**

The “split” design are perfect for hotels looking to have a full-length mirror within the guest room without having to place the mirror on the wall. Additionally, this option has worked well within upper end single-family homes, which would like a full-length mirror in a master closet or master bath.

Mirrors are fixed with adhesive, unless otherwise specified, and can be applied to one or both sides of the door. Any design can have mirrors applied to it. Glass comes in  $\frac{1}{8}$ " and  $\frac{1}{4}$ " thickness. Mirrors may be field applied if desired.





▲ Antique Cypress

▼ Horizontal Grain Red Oak with 1/4" x 1/4" Brushed Stainless Steel Feature Strips



# STAIN grade

Stain grade wood doors by SUPADOORS offer the same versatility that designers, developers, and homeowners have come to expect. As a complement to the paint grade MDF doors, or as a stand alone product, the Supa stain grade doors create a rich look to your project – residential or commercial. Constructed with engineered components, solid wood, or veneers, depending on the application, the sky's the limit in incorporating a stain grade wood door. Choose from our standard door designs or feel free to custom design a one of a kind door. Most wood species are available, including Quartered White Oak, African Mahogany, American Walnut and Cherry to name a few. Metal accents are also an option for nearly any design. Like every other SUPADOOR, fire ratings are available up to 90 minutes.



- FIRE RATED doors are available in many species up to 90 minutes
- Pre-finishing to a custom color as desired
- Historic matches can be made to honor yesteryear's craftsmanship and design
- For interior use
- One year standard warranty

The Anza, a Calabasas Hotel

# v-groove

Beautiful, uncomplicated doors lend an air to your down-to-earth lifestyle.

**Design Trend:** The V-Groove design being used in boutique hotels across the country as a contemporary flair to a project.

V1 with 'S' Sticking and V-Groove Panel



# cascadelli

#225 Cascadelli with glass

#300 Cascadelli



**Classic and modern.** The Cascadelli has quickly become an instant classic with its special tiered, stair-stepped profile. When used in a design layout #225, #100, or #300 it blends clean, sharp lines which provides the ultimate exclusive look for upscale homes, condominiums, and apartments.



# tivoli

**Subtle with a statement.** Slightly modifying the simple and clean lines of a single panel door can be a clever and effective way of differentiating your project. By incorporating specially designed knives to shape profiles, the Tivoli enjoys a truly unique and special feel. Found in some of the highest profile projects across the nation, it is now available for your special project.



# escala



The Escala profile has quickly become an instant favorite with its sharp stair stepping detail that dove tails into a flat panel. Available in any design found on page 34-36, the Escala is a great addition to any residential or commercial application.

# nuline

# HEAVY bollection

The Nuline and Heavy Bollection Moulding profiles add sophistication and depth to a door, and join the line up of other raised moulding profiles available. CUSTOM moulding profiles ARE available to meet the needs of designers and projects that require a one-of-a-kind detail or the ability to match a historic profile no longer commercially available.

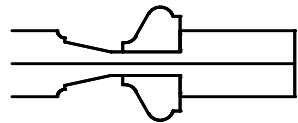
*(see page 4 for an example)*

Pocket door mouldings, that do not protrude past the thickness of 1 3/4" are also recommended for applications like pocket, bypass, or barn slider doors. On occasion, some homes and projects select the pocket moulding detail for the entire project.

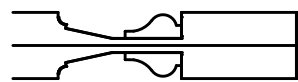
*Visit page 40 for cross sections of all our standard raised moulding profiles including NULINE, HEAVY BOLLECTION, VINTAGE, CLASSIC, TRIPLE CROWN, SUPER BOLLECTION, C, and M.*

### Sophistication and grace.

*Style #250 with "S" sticking and Nuline moulding.*



Nuline moulding detail



Nuline pocket moulding detail



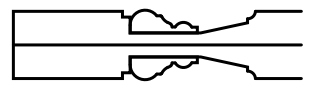
### Sophistication and formality.

*2 panel with "E" sticking, Heavy Bollection moulding, and a full thickness panel.*

#### Standard



"E" sticking with Heavy Bollection Moulding

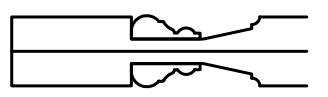


"E" sticking with Heavy Bollection Pocket Moulding

#### Optional "S" Sticking



Heavy Bollection 1 3/4"



Heavy Bollection Pocket Moulding Detail 1 3/4"



# TRIPLE Crown

The Triple Crown profile offers a one-of-a-kind, regal look to any door design. Available in any square paneled design, such as a 1 panel (#100) or a #225, the Triple Crown boasts four different elevations between the stile/rail and the actual panel itself, which helps create the dramatic multi-tiered look to the door. Glass or mirrors may also be substituted for any panel to create a transparent or reflective connection between rooms.



# THE enclave

*photo courtesy of Alan Wanzenberg Architect PC*

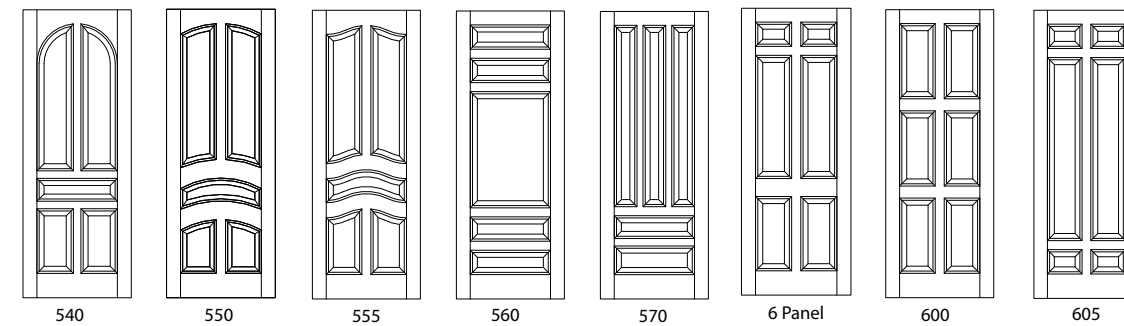
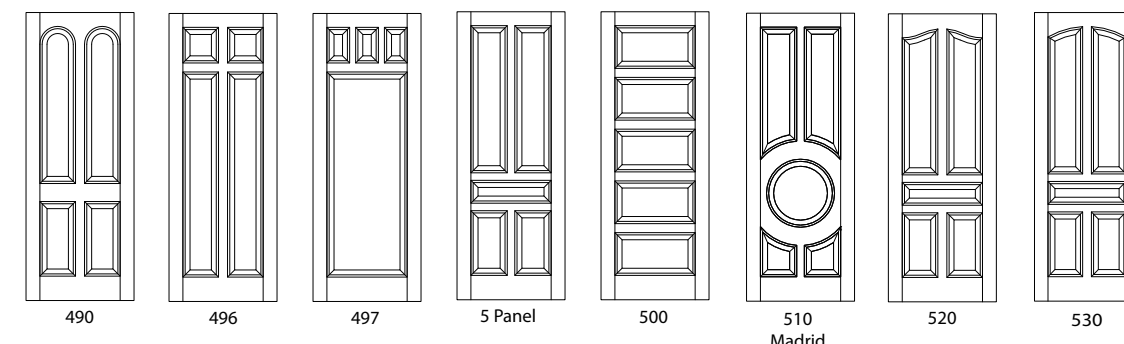


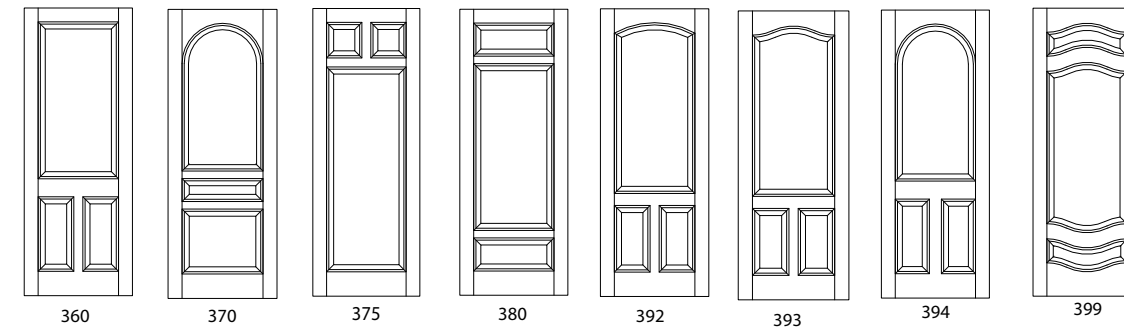


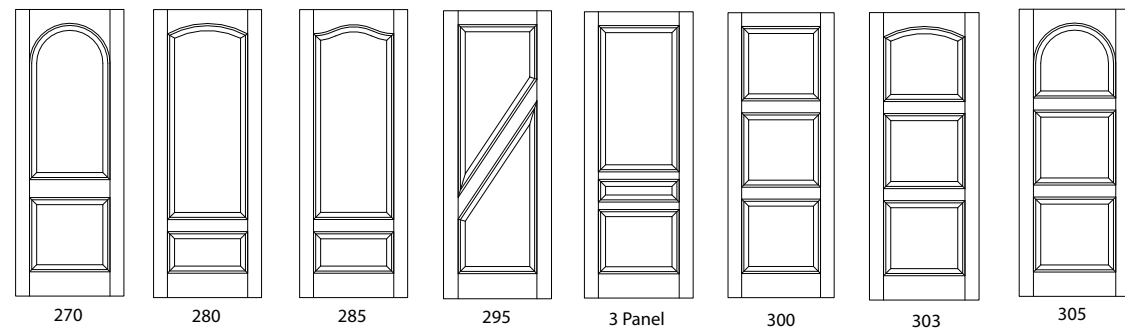

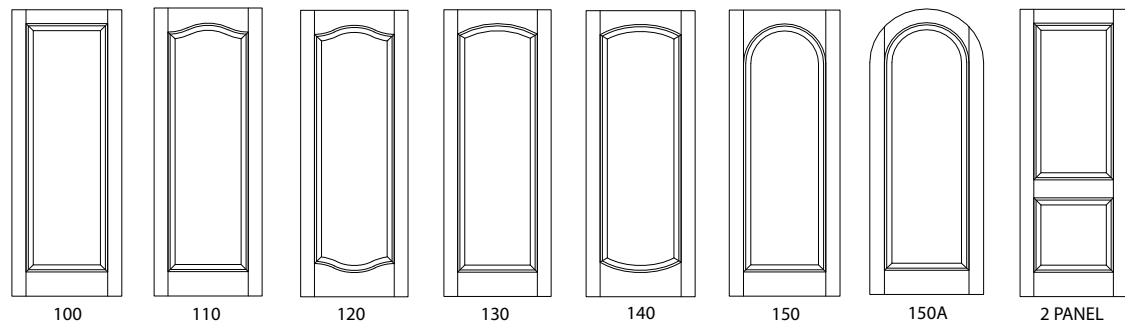


The Enclave incorporates two unique vertical channels that create a striking design that takes the concept of what a door "should look like" to a new level. Note the square relief at both the top and bottom of the panels which further enhances the sharp modern profile of the door. From field reports this door has been a feature point in helping sell multi-million dollar modern residential units across New York and beyond.

All doors are available in any heights including 6'8", 7'0", and 8'0" and standard widths between 1'0" and 4'0" (*all door elevations pictured here are shown as 2'8" x 8'0"*). Specialized sizing and layouts are always available as all SUPADOORS are built to order. Door thicknesses are available in 1 3/8", 1 3/4", and 2 1/4". All MDF wood panel doors may be fire rated. Glass may be substituted for all MDF/wood panels.

Layouts can be adjusted to accommodate any special request. Please contact our cheerful customer service team to assist you or visit our online door designer program.

**Design Tip:** Increasing the HEIGHT of a door even a couple of inches can make a remarkable difference in how a door feels. 7'2", 7'3", 7'4", 7'6" tall doors are as standard as 6'8", 7'0", 8'0" tall doors and are available at standard pricing. Perfect for projects with limited ceiling heights.



**ALL STILE AND RAIL DIMENSIONS ARE ADJUSTABLE!**

The layouts shown on these pages present the standard SUPADOORS layouts. However, SUPADOORS are available with custom stile and rail dimensions, and therefore, customized panel layouts. This differentiates SUPADOORS from molded skin doors which have fixed elevation and dimensions.

**DESIGN TIP:**

Many upscale projects that don't have the ceiling heights for 8'0" tall doors are choosing 7'6" tall doors.


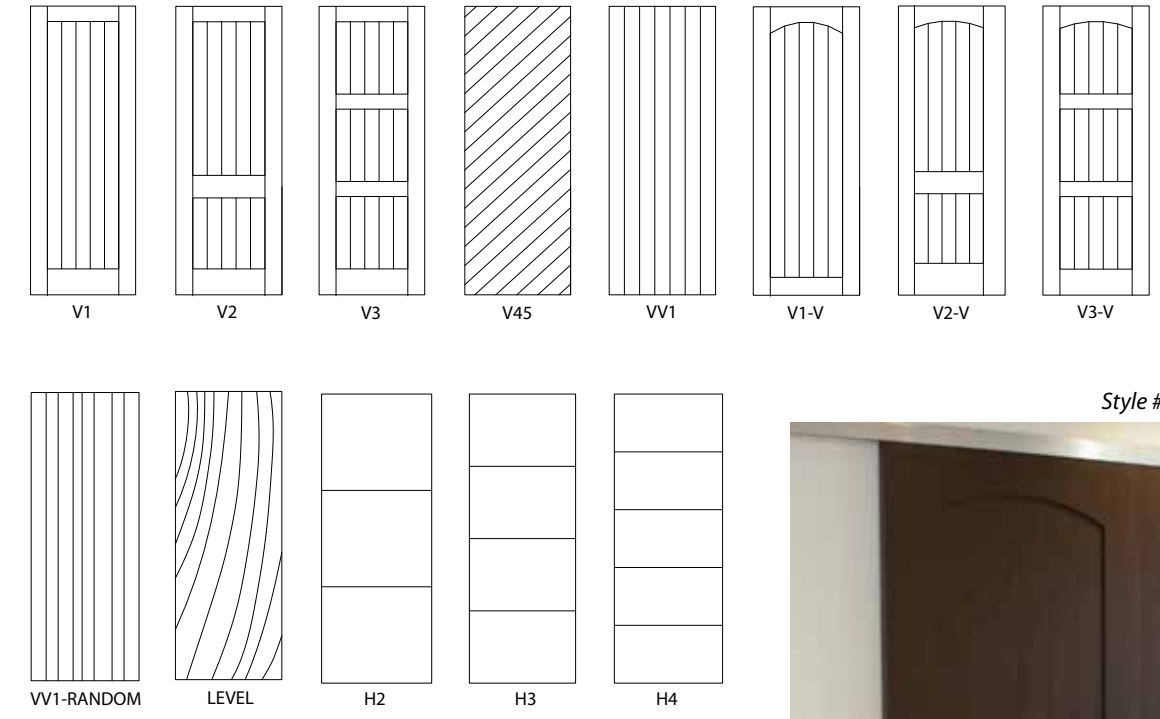
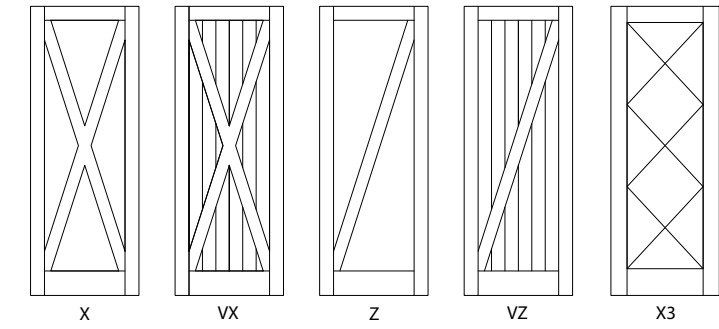


photo courtesy of Alexander Severin/RAZUMMEDIA

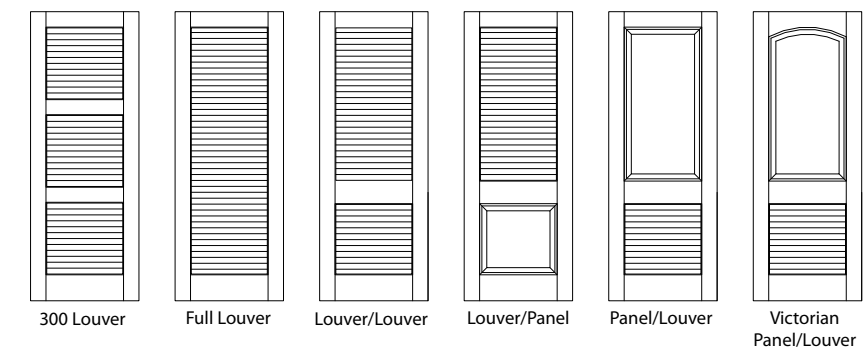
V Groove



Barn Door Series



Louver Series



Style #V2-V


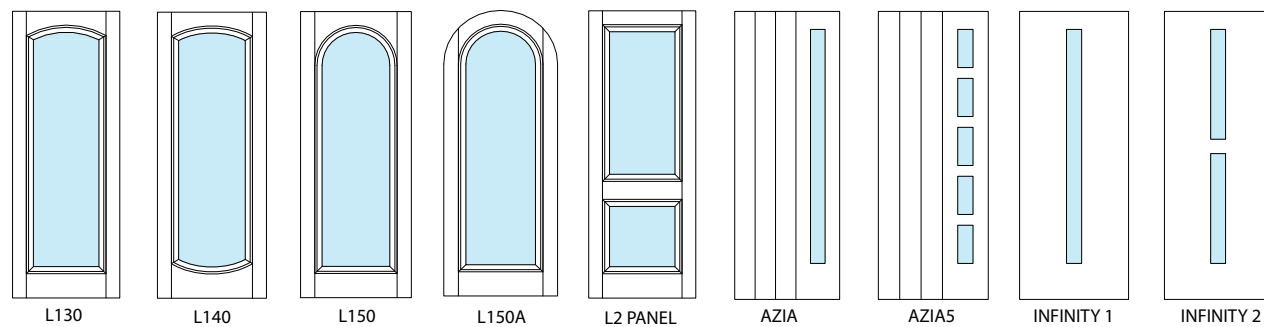
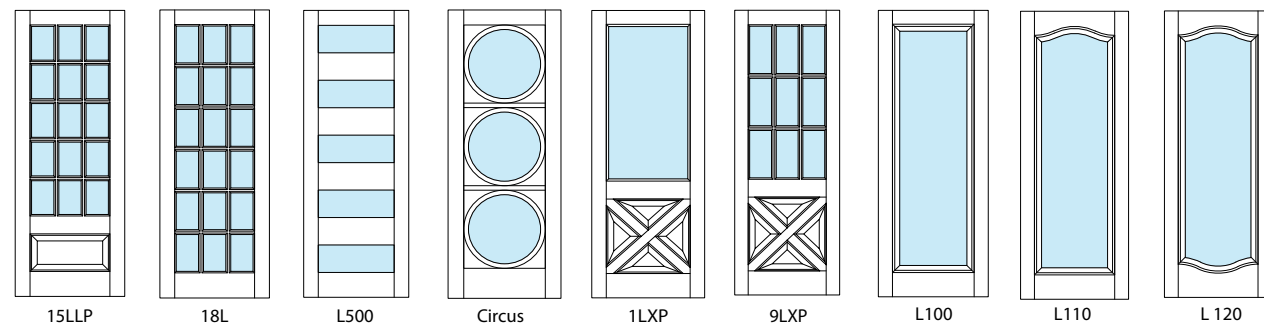
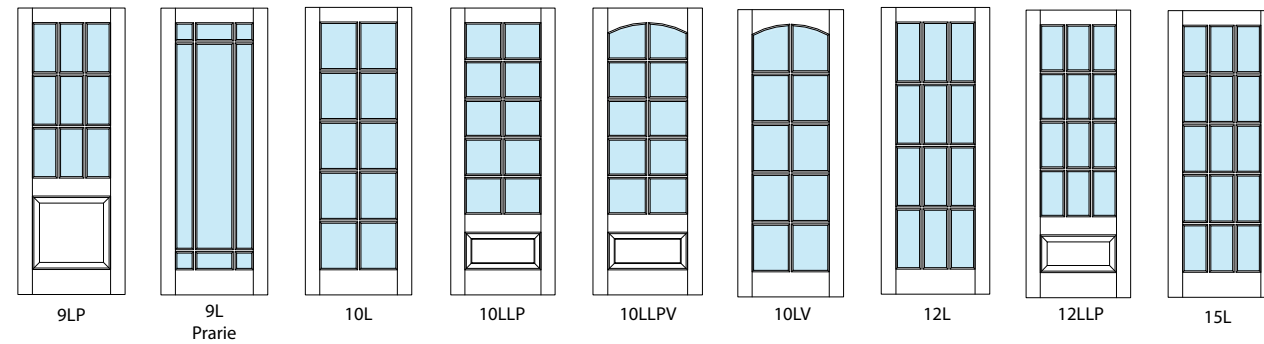

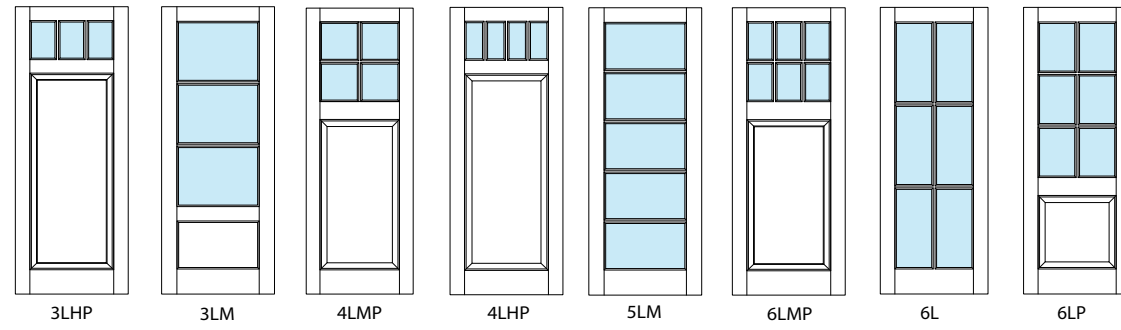


**DESIGN TIP:**  
Create your own design and make your project truly one of a kind.

“ Make each door a FEATURE, not just a FUNCTION. With nearly UNLIMITED options, doors can truly be a HIGHLIGHT of a room instead of just a transition between two rooms. ”

True divided Lite doors offer a wide range of custom options to add natural light or a featured look for residential and commercial applications.

Nearly ANY DESIGN of pages 34-37 can have one or more panels replaced with clear, frosted, or specialty glass.



Style #600 with clear tempered glass; "S" sticking; matching #100 side lites



Fire rated 20 glass #8L in simulated divided lites



#400 Unequal Pair with Frosted Glass

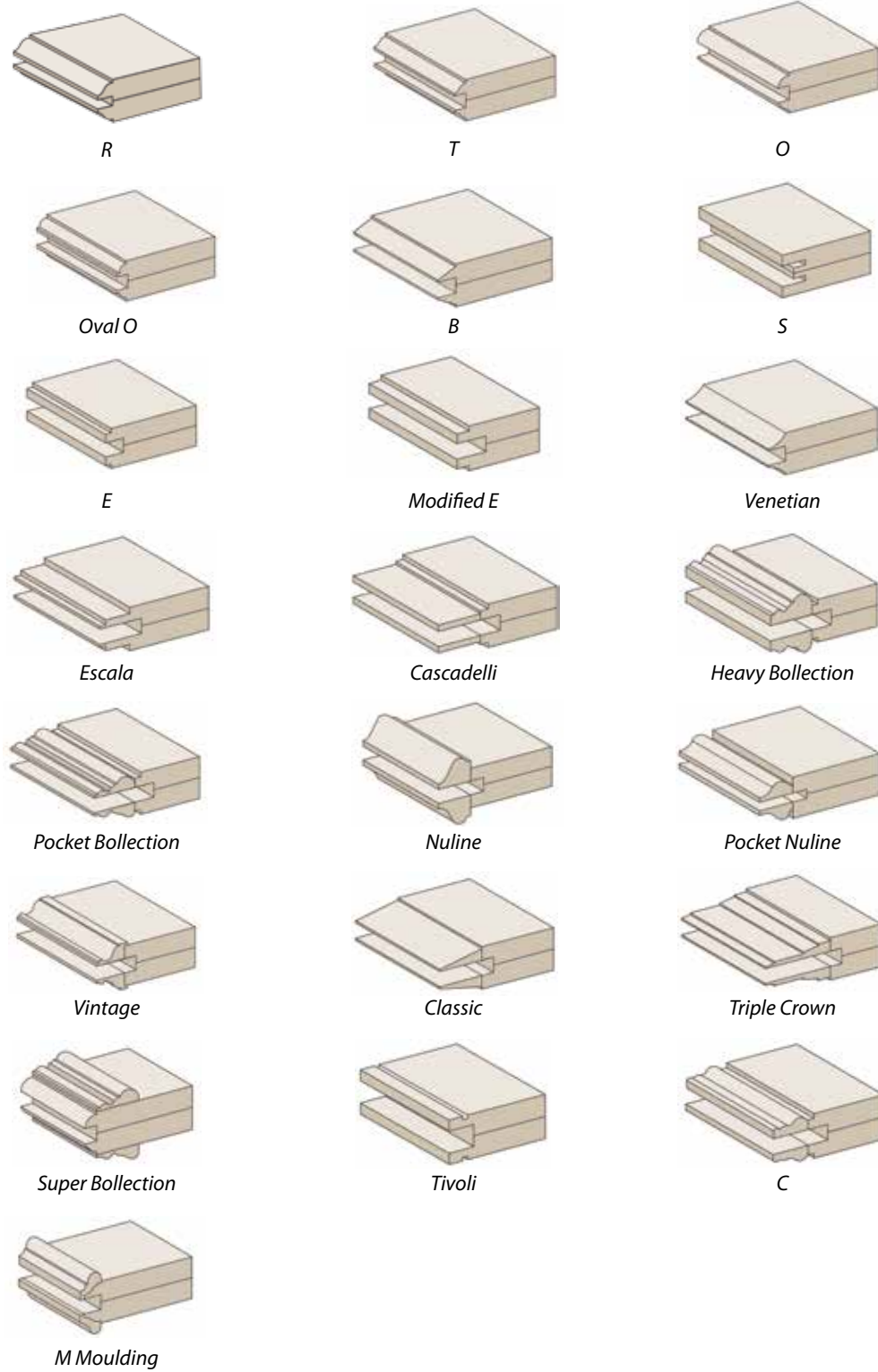


Style: Infinity 2  
www.supadoor.com

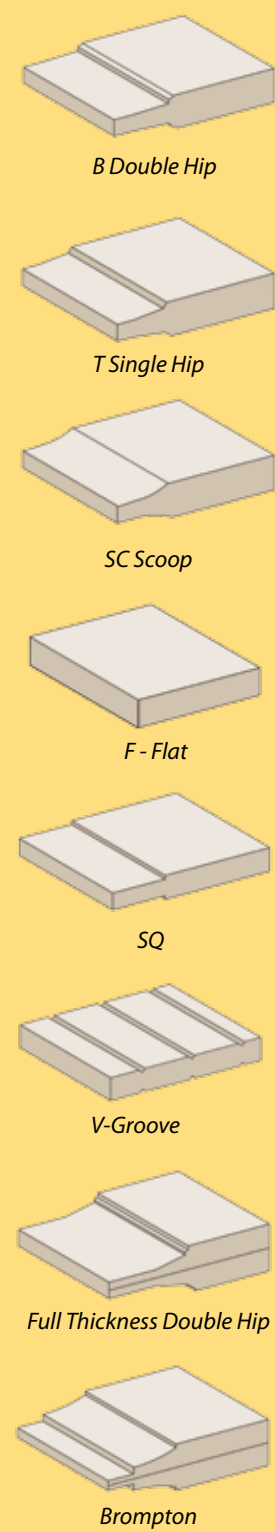
photo courtesy of Pagliaro Bartels Sajda Architects

Sticking Profile Options

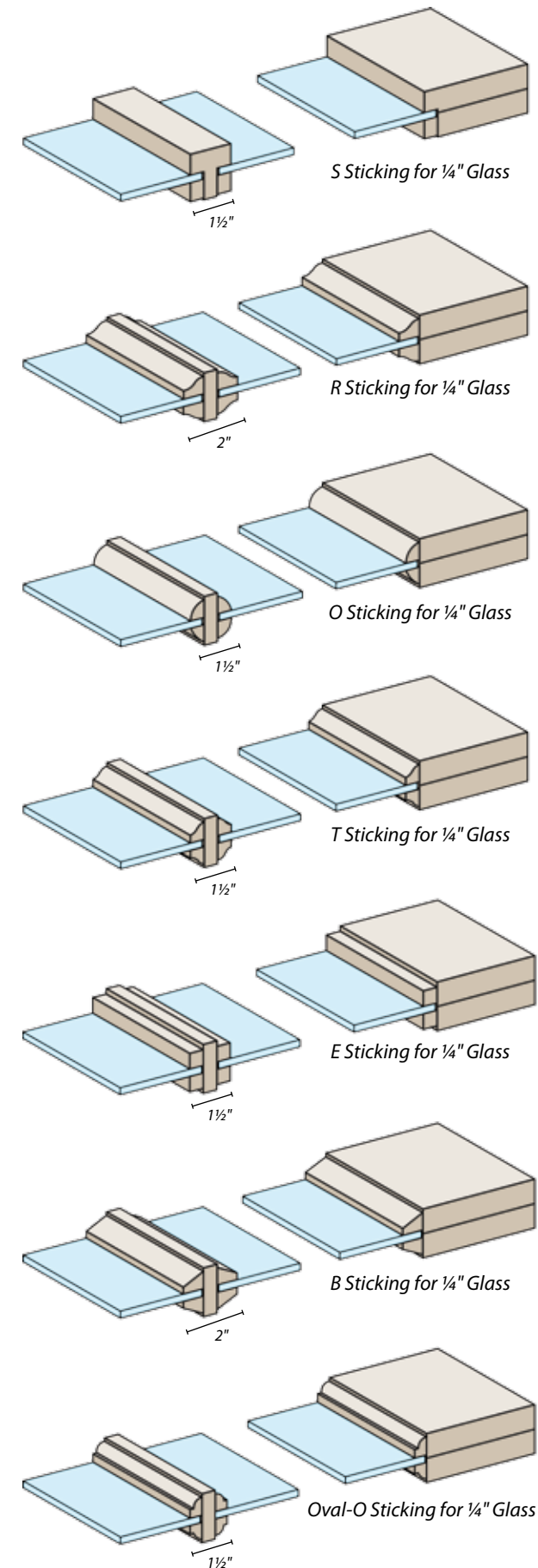
Mix and match stickings and panels as you wish.



Panel Profile Options



Glass Sticking - (shown in 1 3/8" thick doors)



Glass can be substituted for any panel and is available in multiple sticking profiles. SUPADOORS also offers True Divided Lite (TDL) applications where each opening contains its own piece of glass creating an upscale custom look to the door. Most popular TDL profiles are the traditional 'Ovalo' and the simple clean lines of the 'E' and 'S' sticking. Standard face dimension of muntin bars is 1/2" wide plus the sticking width. In certain cases, compression glazing is available.



STANDARD PANEL THICKNESS

**1 3/4" Thick Doors**  
 B/T/SC/SQ = 1 1/4" Thick Panel  
 Full Thickness Double Hip/Brompton/Mayflower = 1 3/4" Thick Panel  
 F = 5/8" Thick Panel (other than S sticking which will have a 7/8" Thick Panel)

**1 3/8" Thick Doors**  
 B/T/SC/SQ = 7/8" Thick Panel  
 Full Thickness Double Hip/Brompton = 1 3/8" Thick Panel  
 Mayflower = Not available in 1 3/8" - Only available in 1 3/4" Thick Door  
 F = 1/4" Thick Panel (other than S sticking which will have a 1/16" Thick Panel)

Panels are made from double-refined solid MDF which helps give SUPADOORS a completely solid feel and helps minimize noise between rooms.



Clipped Corner Doors



Common Arch Pair Doors



Pivot Doors

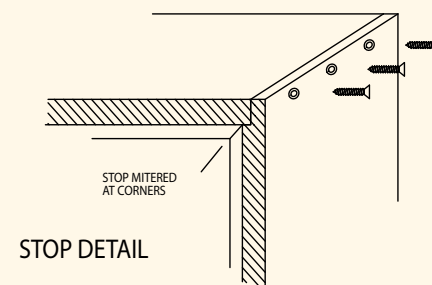


Barn Slider and Pocket Doors

# WOOD jambos AND PRE-HUNG

## KNOCKED DOWN OR PRE-HUNG JAMB UNITS

SUPADOORS supplies machined K.D. jambs or Pre-Hung Door Units to certain markets.



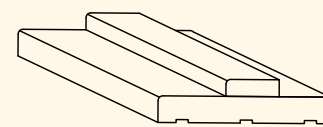
**SUPA Jambs are SCREWED** together not just stapled providing a stronger, more durable Pre-hung unit.



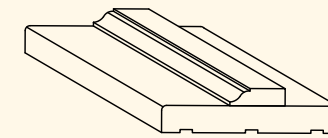
Shipping Pre-hung Units for Commercial and Residential Projects

## JAMB OPTIONS

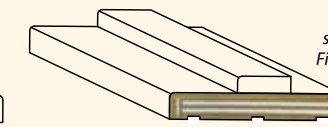
**Pine:** 1<sup>1</sup>/<sub>6</sub>" or 3<sup>4</sup>/<sub>4</sub>" x 4<sup>5</sup>/<sub>8</sub>", 4<sup>3</sup>/<sub>4</sub>", 6<sup>7</sup>/<sub>16</sub>" and wider  
**Poplar:** 3<sup>4</sup>/<sub>4</sub>" or 5<sup>4</sup>/<sub>4</sub>" or 6<sup>4</sup>/<sub>4</sub>" or 10<sup>4</sup>/<sub>4</sub>" x any width  
 Red Oak and other hardwoods upon request  
**Wood Fire Rated Jambs:** 20, 45, 60 and 90 minutes rated



Eased Edge Stop



Colonial stop



Fire Jamb

see page 15 for Fire Jamb details

## DOOR SILLS



Bronze



Mill (aluminum)

## HINGES

Available in the following colors:  
 US 3 - Polished Brass  
 US 10B - Oil Rubbed Bronze  
 US 26 - Polished Chrome  
 US 26D - Brushed Chrome  
 US 15 - Satin Nickel  
 Other sizes and colors available upon request

Square or Radius Corners  
 3<sup>1</sup>/<sub>2</sub>" x 3<sup>1</sup>/<sub>2</sub>"  
 4" x 4"  
 4<sup>1</sup>/<sub>2</sub>" x 4<sup>1</sup>/<sub>2</sub>"





Style #100 with White Laminated Glass



**Wounded Warrior Homes - Ft. Belvoir, VA**

With our manufacturing plant being a stone's throw away from Randolph Air Force Base just outside San Antonio, TX, being a part of the Wounded Warrior project with Clark Realty Capital and Michael Graves & Associates had special meaning. Doors were built at 48" wide to allow for easy access into the room; clear and white laminated glass created a contemporary, light filled house; and full-length mirrors offered easier reflective views and expansiveness to the home. For more photos of SUPADOORS "in action" please check out the Washington Post Real Estate Section (December 13th 2011) about this meaningful project as a model for the future. For more information on this home, please visit [woundedwarriorhome.org](http://woundedwarriorhome.org).

photos courtesy of Clark Realty Capital, LLC



Luxury High Rise Residential

15 Central Park West – New York, NY

15 CPW redefined luxury in Manhattan when it was built in 2008, offering the new benchmark for what condo living in New York could be. Designed by Robert A.M. Stern Architects, the building was described by Vanity Fair as “The King of Central Park West” and is often referred to as one of Manhattan’s most prestigious addresses. The doors custom designed for 15 CPW do not disappoint. The design combines 3 panels in the classic, traditional 6 panel layout, and a full thickness convex panel, which give the door a truly regal look.



Modern Private Residence

Modern Residence – Westport, CT

Pagliario Bartels Sajda Architects created a striking complement within this Westport modern residence with this custom designed door. This unique design epitomizes how creative design teams can go beyond a flush door to create a one-of-a-kind, remarkable modern feature within a home. Photo courtesy of Pagliario Bartels Sajda Architects.

Specialty

Ronald McDonald House – Downtown Chicago


SUPADOORS was especially proud to be involved in the development of the world’s **LARGEST** Ronald McDonald House in Chicago, which houses the families of patients at the Lurie Children’s Hospital. Among the many details that Antunovich Associates and Gettys designed into this project, the elegant layout of the two panel door combined with a custom sticking profile certainly creates a refined, contemporary, and notable look.



Hotels

Ritz Carlton Hotel & Residences – Montreal, Canada

Billed as the most prestigious address in Montreal, the \$200 million renovation helped “achieve a level of luxury that has not been seen before in Montreal.” Under the auspices of Provencher Roy + Associés, the majestic #310 Madrid door design was customized with a defining moulding to create a grand look befitting of this local treasure. While this design usually is combined with a raised panel, the choice to incorporate a flat panel creates a crisp focal point on the custom raised mouldings.



Assisted Living

Arizona State Veteran Home – Tucson, AZ

A customized “southwest-style” door that was both durable and affordable was the result at this 120 bed skilled facility designed by Orcutt/Winslow. This project is indicative of the national trend of creating a more comfortable, “non-institutional” feel for senior/assisted living/skilled nursing facilities. Since SUPADOORS builds to order, ADA compliant 3’8” wide unit entry doors, and elegant designs are the standard for architectural design teams utilizing SUPADOORS.



Hotels

Westin New York Grand Central – New York, NY

When the iconic Helmsley Hotel was being converted into a flagship Starwood property, one would imagine that no stone would be left unturned. No doubt, the design team at Wilson Associates pored over every detail, with the door being no exception. By harnessing the power of a well-designed, striking door, they created the luxurious “curb appeal” factor lost on many hotels over the years. To a degree, SUPADOORS 300 Escala and 100 Escala’s crisp stair-stepping details epitomizes the upscale residential feel guests have come to celebrate and cherish in staying in a luxury hotel.



## Pre-Drilling & MDF

All SUPADOORS are supplied with two 'keyed' hardwood (poplar) edges. Typically when hardwood or doors are installed, a pre-drill technique is used on the hardwood edge for best installation practice. Therefore, common practice before inserting a screw into hardwood is to pre-drill a pilot hole. SUPA pocket doors, barn doors or sliders are supplied with top wood edges when specified and should also be predrilled to install any top mounted hardware. These doors do not include a bottom edge where the grooves for slider tracks are cut.

SUPADOORS pre-drills all hinge-machined doors upon request, as part of our standard machining procedure.

**SPECIAL NOTE:** Further on site installations of hardware will require, **AS A MUST**, the carpenter/installer to **PREDRILL** any MDF section which will take hardware. Failure to pre-drill will **SPLIT** the MDF and/or 'crown' the face.

Examples:

- Screws inserted to hold roller latches or ball latches on top of door stiles
- Screws inserted to hold bottom door closer hardware in standard doors or fire doors
- Screws inserted for installing edge faceplates for strike plates
- Face screws inserted for face closer hardware, knockers, or door stop hardware
- Screws inserted for overhead concealed closers and concealed stops and more

## PRE DRILL TECHNIQUE

1. *Screw Type – Preferably single thread parallel core screws are recommended for use with all MDF doors (including wood edge doors).*
2. *Pre-drilling – It is imperative that you pre-drill pilot holes and do NOT over tighten screws. MDF is a fiberboard and if not pre-drilled, the fibers stretch on either side of the screw hole, which is unsightly, but does not affect the integrity of the door. If this splitting occurs, fill with vinyl spackle.*

*The pilot hole should be 90-95% of the screw core diameter. You should also make sure that the pilot hole is drilled approximately 1/8" deeper than the length of the screw being used.*

3. *Do not over-tighten screws – set clutch on drill to minimum. Over-tightening of screws causes a wedge effect and creates minor splits approximately 1/16" on either side of the screw. If splits appear, loosen screw slightly and fill split with vinyl spackle. The integrity of the door will not be compromised and the full lifetime warranty will stay in place.*

## Beveling

SUPADOORS are supplied square two (2) sides, or beveled one (1) side or two (2) sides, depending on site needs, for sliders, pockets or swing doors. All doors are shipped with bottom rail protection blocks.

## Priming

Our state of the art, fully automated priming line enables us to supply the most consistent top quality doors, ready primed, almost ready to accept final coats of paint to the color of your choice. All primers are water based acrylic latex primer intended for priming interior wood doors. This product sands easily and fills open grain. Our primer will take a very wide range of topcoats including water and oil based paints. However, due to the inclusion of STRONG components on some solvent top coats, i.e. acetone, MEK (methyl ethyl ketone), xylene, toluene, butol acetate, **IT IS THE RESPONSIBILITY** of the painter to thoroughly test the door surface for adhesion prior to the finish application.

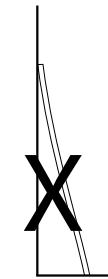
## Pre-Finishing

SUPADOORS offers a premium factory pre-finish originally created to cater to the hospitality industry. All finishes are water-based acrylic and are available in standard or custom colors, which can be precisely matched to your needs. SUPADOORS offers several options on finishes including post-catalyzed and pre-catalyzed products catered to different industry applications. Please contact SUPADOORS for more details about these options when considering specifying a pre-finished option.

## Handling & Finishing

SUPADOORS should be handled in the same way you would a good quality lumber door. Here are some basic instructions that may be helpful in handling our product.

1. *Doors should not be delivered to a job site or installed until concrete floors, foundations and plaster or drywall are completely dry.*
2. *Doors should be stored flat on at least three equally spaced 2 x 4's in a dry, well ventilated area. Do NOT lean up against walls.*
3. *Doors supplied primed should be well sanded with 150 grit sandpapers, then wiped clean and finished with two coats of good quality oil based or latex paint.*
4. *To properly seal and finish doors, use a high grade product and apply in strict compliance with the manufacturers specifications. If you are using latex paint do not over dilute or water down.*
5. *Door ends must be sealed before hanging.*
6. *Doors should be finished on all six sides before hanging or immediately thereafter.*
7. *When finishing doors, finish both sides at the same time, do not leave one side unfinished for a prolonged period of time. See full finishing, handling and nail hole filling instructions found at [www.supadoor.com](http://www.supadoor.com).*



## Sanding & Prepping for Final Paint Coat

SUPADOORS applies 2 coats of water -based acrylic primer to every door.

SUPADOORS also applies a filler spackle to all nail hole inserts in the instance the door requires trim molding or glazing bead being nailed on.

This nail hole spackle may not be perfectly filled when the door arrives to you. It is the responsibility of the paint contractor to fill all nail holes prior to applying finish paint coats.

SUPADOORS does not warrant that all such nail holes will be perfectly filled and will NOT be responsible for any charges by the painter, contractor or distributor for such nail holes filled.

SUPADOORS sands all door edges and sticking as well as bevels on panels. This provides a smooth finish prior to shipping. However, all surfaces including faces, edges, bevels and sticking may require further sanding by the contractor prior to painting final coats depending on your finish required.

SUPADOORS does NOT supply a paint ready door.

See website for full Warranty Handling and Finishing instructions.

## Door Hardware Preps

Supa Doors is able to machine for nearly all types of hardware including

- Standard Hinges
- Special Hinges (Olive Knuckle/ Concealed/SOSS/Pivot/Double Acting)
- Flushbolts, Throughbolts, Ball catches
- Overhead Concealed Closers and Overhead Concealed Stops
- Full range of Cylinder, Mortise and Card Reader Locks
- Door Bottoms
- Concealed Vertical Rods, Panic Devices, and Electric Raceways
- Bull Nosed Edges for Double Acting Doors
- Light Switch box on jambs and Silencer Holes on jambs

## Corner Protection

SUPADOORS includes small corner "feet" underneath every door. These help protect the door from potential site handling harm and are removed just before installation. Ensuring your doors stay in factory condition all the way to final installation.

## Limited Lifetime Warranty

SUPADOORS proudly stands behind your purchase of our doors and offers a Limited Lifetime Warranty. Some conditions and restrictions apply which can be found on our website. We encourage you to read the Warranty sheet on any building product you purchase.

**TECHNICAL ASSISTANCE**

Have Questions about Fire Doors, Layouts, Glass, Custom options, distributors, etc? PLEASE call us!! We have friendly and knowledgeable team members ready to help.

**AIA ACCREDITED COURSE**

SUPADOORS offers an approved AIA course in live presentation format. Please contact SUPADOORS to schedule a class or to see when a course will be presented in your area.

**BIM/REVIT**

SUPADOORS offers an extensive library of Revit files. Visit our website for a full array of door designs and options available.

**SPECIFICATIONS**

SUPADOORS offers a 3 part spec on the website, as well as assistance in including the correct terminology on plans. We would also be happy to send you a custom CAD or PDF drawing of your door in design stages.

**MASTERSPEC APPROVED**

Masterspec is the “preeminent master guide specification system” used by many top architectural firms and developed for AIA. They have a very rigorous review and approval program which SUPADOORS has passed and is an APPROVED listing under Section 081433.

**FACTORY TOURS**

SUPADOORS are all made in the San Antonio, Texas vicinity. If your plans have you in the area, we would be happy to show you where the magic happens. Formalized tours and programs are also regularly scheduled for specific groups. Call SUPADOORS for more information.

**CUSTOM DESIGNS/ LAYOUTS/ PROFILES/ PANELS**

YES!! We WILL customize it for you, even when other manufacturers say they can't. Call us and we can go through the possibilities!

**WARRANTY**

SUPADOORS offers a LIMITED LIFETIME WARRANTY – a rarity in the field of wood doors. Choosing a door manufacturer that stands behind its products for the long haul has never been any easier.

**NO JOB TOO SMALL**

Minimum SUPADOORS order = 1 door. SUPADOORS is proud to offer competitive pricing whether the project calls for 1 or a 1000 doors.

**UPDATES**

New and exciting designs and installation shots are updated on our Facebook page. Become a fan at [www.facebook.com/SupaDoors](http://www.facebook.com/SupaDoors).

**VIDEO**

Watch how a comprehensive SUPADOORS is made at [supadoor.com](http://supadoor.com).

**EDUCATION AND CAMPUS HOUSING**

- Bement Dormitories** – Deerfield MA
- Rutherford Hall – University of Georgia** – Athens GA
- American Campus Communities – Calloway House** – Austin
- James Swan Hall – Occidental College** – LA
- Alpha Delta Pi – University of Alabama** – Tuscaloosca AL
- Porter Residence Hall – Mount Holyoke College** – South Hadley, MA

**HISTORIC PRESERVATION**

- Grant Hall – Ft. McNair** – Washington DC
- Charles Carroll House** - Annapolis MD
- Carnegie Hall** – NYC
- St Anthony Hotel** – San Antonio
- Lord Jeffery Inn** – Almherst MA
- Williamsburgh Savings Bank** – Williamsburg

**COMMERCIAL/SPECIALTY**

- Ronald McDonald House** – Chicago
- Charles County Circuit Court** – La Plata MD
- Jesup Depot** – Jesup GA
- Loma Prieta Winery** – Los Gatos CA
- Maurices – Mall of the Americas** – Bloomington
- Patrick Heath Library** – Boerne TX
- Bronx Botanical Gardens** – Bronx
- Aspen Art Museum** – Aspen
- Curtis Rock Center** - Philadelphia
- Creighton Farms Golf Clubhouse** – Northern VA
- Hotel Bel Air Spa by La Prarie** – LA
- Creek Club** – Locust Valley, NY
- Capitol Hill Club** – DC
- WLOB** – Boston
- Fiola Mare Restaurant** – DC
- Iberia Medical Center** – LA

Visit [SUPADOOR.COM](http://SUPADOOR.COM) for an expanded list of portfolio projects.

**HOSPITALITY-BRANDED**

- JW Marriott** – Chicago | Desert Springs CA
- Ritz Carlton** – Montreal | Jupiter | Chicago | White Plains | Orlando
- Renaissance** – Potomac Yards | Curacao
- Marriott** – Anaheim | Newport Beach | Milwaukee | Chicago Ohare | Norwood MA
- Dozens of **Courtyards, Residence Inns, Towne Place Suites**
- Hilton** – JFK Airport | Chicago | Miami Airport | Singer Island, FL | Salt Lake City | Beverly Hills | Washington DC | Capital DC | Rye Town NY
- Embassy Suites** – Houston | Springfield VA
- Sheraton** – NYC Times Square | Roanoke VA | Boston
- Westin** – New York Grand Central | St. John Resort Virgin Islands | San Francisco Market St
- W Hotels** - New York Downtown
- Aloft** - Miami Doral
- Intercontinental** – San Juan Puerto Rico
- Crowne Plaza** – Ravinia Atlanta | Alexandria VA
- Hotel Indigo** - San Antonio | Miami Dadeland
- Holiday Inn**
- Wyndham** - Bowery NYC | Chicago
- Marriott Marquis** – DC
- Starwood Luxury Collection** – St. Anthony | San Antonio
- Waldorf Astoria** – Boca Raton Resort & Club
- Andaz** – Napa
- Also **Hyatt, Omni, Radisson, Comfort Inn, Hilton Garden Inn, Homewood Suites**

**GAMING/CASINO**

- Las Vegas – **Bellagio** | **Golden Nugget** | **Ballys**
- Atlantic City – **Revel** | **Tropicana**

**BOUTIQUE**

- Kimpton – **Hotel George** | **Palomar DC** | **Pearl**
- Capella Georgetown** – DC
- The Elms Resort** – Excelsior Springs
- Boars Head Inn** – Charlottesville
- Topping Rose House** - Bridgehampton
- Shelborne Wyndham Grand** – South Beach
- Boca Raton Resort & Club**
- St. Anthony Hotel**
- Arundel Preserve** - Hanover

- The Plaza Hotel** – NYC
- White Elephant** – Nantucket
- Soho House** – NYC
- Roosevelt Hotel** – Hollywood
- Trump** – Chicago
- Hotel Belair** – LA
- The Marlton Hotel** – NYC

**RESIDENTIAL**

- Ashton Westwood** – Hollywood
- Blvd 6200** – Hollywood
- Alta Del Mar** – San Diego
- Azure at Bonita Bay** – FL
- Belize at Marco Island** – FL
- 55 West Orlando** – FL
- The Plaza Hotel Residences** – New York
- 15 Central Park West** – New York
- Baccarat Residences** – New York
- 535 West End** – New York
- Trump Parc** – Stamford
- 50 UN PLAZA** – New York
- Manhattan House** – New York
- 1212 Fifth Ave** – New York
- Rushmore Riverside** – New York
- 18 Gramercy Park South** – New York
- 41 Bond** – New York
- 150 Charles** – New York
- Edge Williamsburg** – Brooklyn
- Oronoco Residences** – Old Town Alexandria
- Silo Point Condos** – Baltimore
- Belcrest Plaza** – Greater DC
- Meridian at Mt Vernon** – DC
- The Gunther** – Baltimore
- Lincoln Park 2550** – Chicago
- 1500 Lakeshore Drive** – Chicago
- 900 North Michigan Residences** – Chicago
- 6 North Michigan** – Chicago
- Trump Hotel and Residences** – Chicago
- Millennium Place** – Boston
- Boston Wharf Tower** – Boston
- The Clarendon Back Bay** – Boston
- 100 Arlington St** – Boston

- 10 Rittenhouse** – Philadelphia
- Packard Grande** – Philadelphia
- Wharton Street Lofts** – Philadelphia
- Brookwood Buckhead** – Atlanta
- Austonian** – Austin
- Museum Tower** – Dallas
- Mayo Luxury Residences** – Tulsa
- Watercolours** – Seven Mile Beach Grand Cayman
- Sea Breeze** – Seven Mile Beach Grand Cayman

**SENIOR/ASSISTED/LIVING**

- Shillman House** – Framingham MA
- Marquette Manor** – Indianapolis
- Atria** – Glen Cove NY
- Stonegate Senior Living** - Lewisville TX
- Williamsburg Landing** – Williamsburg VA
- Terraces at Los Altos** – Los Altos CA
- Arizona Veterans Home** – Tucson
- VA Cottages** - Tuscaloosca AL
- Carriage Maker Place** – Winstead, CT
- Mount Vernon** – Allston, MA
- Aviv Center for Living** – Peabody, MA
- Llanfair Retirement** – Cincinnati
- Saint Teresa Nursing & Rehab** – El Paso
- Longhorn Village** - Austin
- Eden Hill** – New Braunfels
- Friends Village** – Woodston NJ
- Nugent Senior Living** - Philadelphia
- Poarch Band of Creek Indians Tribal Health Clinic and Assisted Living Facility** – Atmore, AL
- Friendship Village** – Schaumburg, IL
- Knickerbocker Bay Club** – Port Washington

**RELIGIOUS**

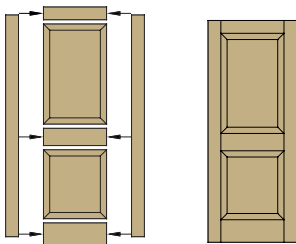
- Toldos Aharon** – Brooklyn
- Mt Moriah Missionary Baptist** – Charlotte
- St John Fisher** – Rancho Palos Verdes CA
- Temple Arrival Center** – LDS – Nauvoo IL
- First Scots Presbyterian** – Charleston
- Catholic University – Marist Hall** – DC
- Rosary Hall** - Amityville – NY

The end of the boring door  
**SUPADOORS**  
 Environmentally Kind Stile + Rail MDF Doors

# THE EVOLUTION of the DOOR

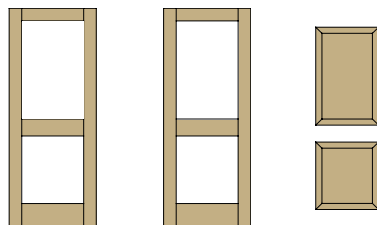


stile & rail door

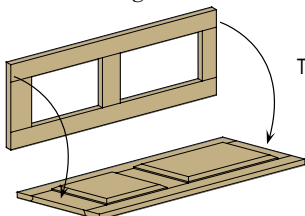


patented stile and rail SUPA DOOR

1/2 door + 1/2 door + panels



*"Blending tradition with technology"*



The two stile and rail "half" doors are face laminated together to create a SUPADOOR.

## THE PATENTED SUPADOOR METHOD COMPARED TO REGULAR STILE AND RAIL DOORS.

Typical stile and rail doors are assembled as shown in the diagram on the left. A two panel door for instance would have six glued joints which hold the door together.

With the SUPADOORS patented method of construction, our doors are manufactured in two halves, using a cope, stick and dowel method of construction at the joints, which are bonded together using high strength high frequency glue. The two stile and rail "half doors" are then face laminated together once again using high frequency glue, creating our CONTINUOUSLY LAMINATED STILE AND RAIL method of construction, which ensures maximum strength and tight joints within a wide array of design options.

The end of the boring door™  
**SUPADOORS**®

1732 Universal City Blvd. Universal City, TX 78148  
 Toll Free: 1.888.SUPADOOR (787.2366) 210.698.8500  
 Toll Free Fax: 1.888.SUPAFAX (787.2329) 210.698.8507  
[www.SUPADOOR.com](http://www.SUPADOOR.com)