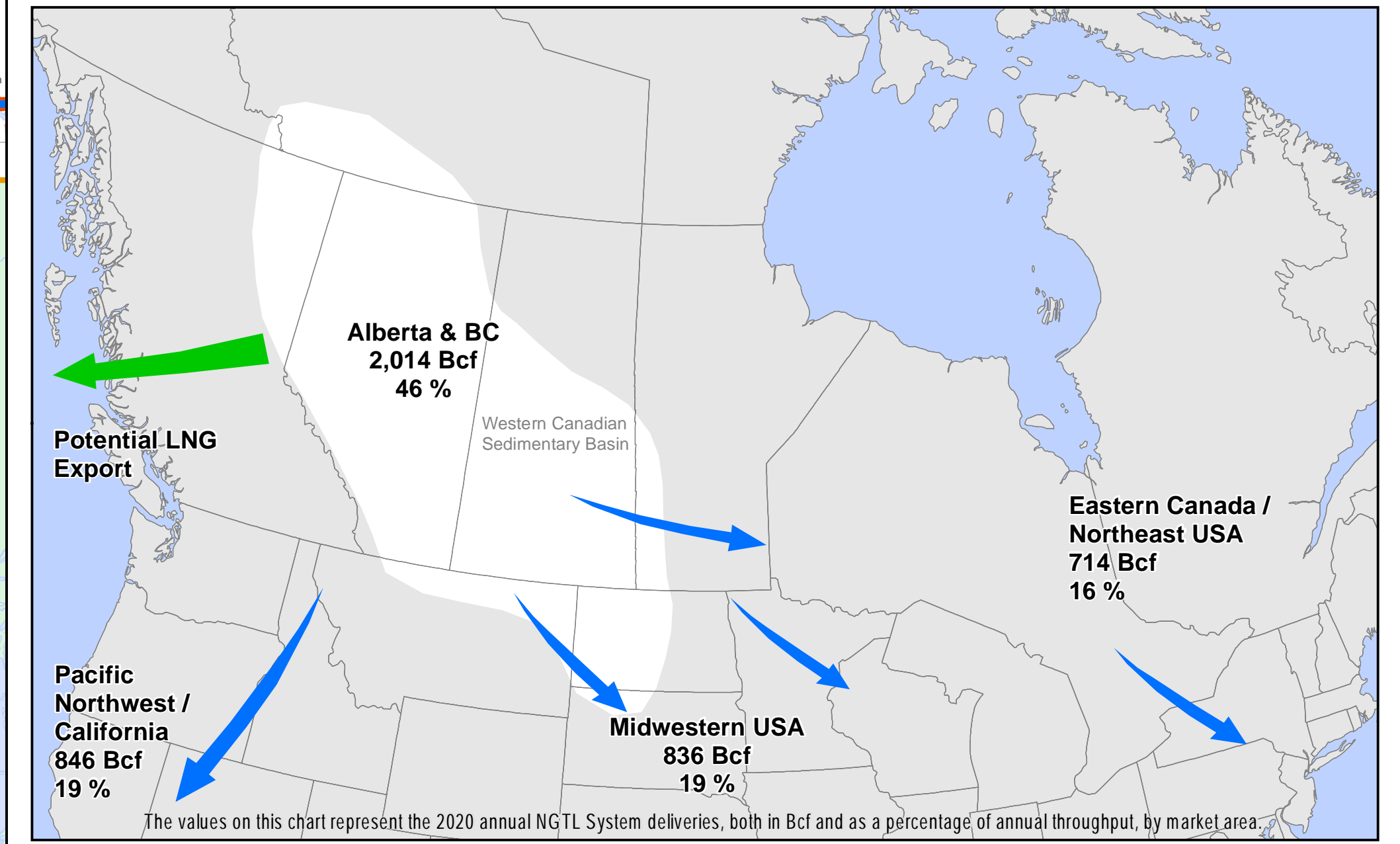


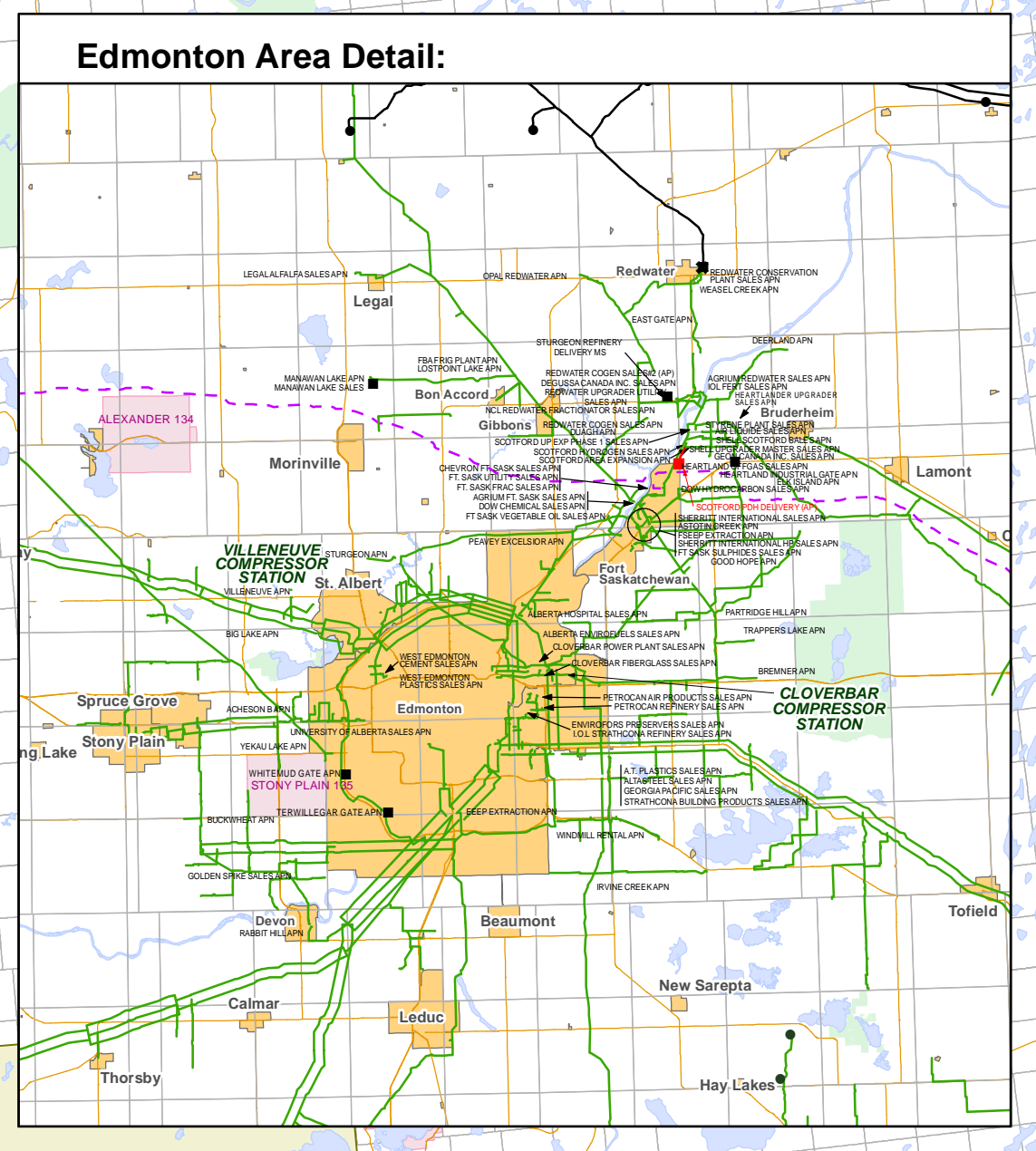
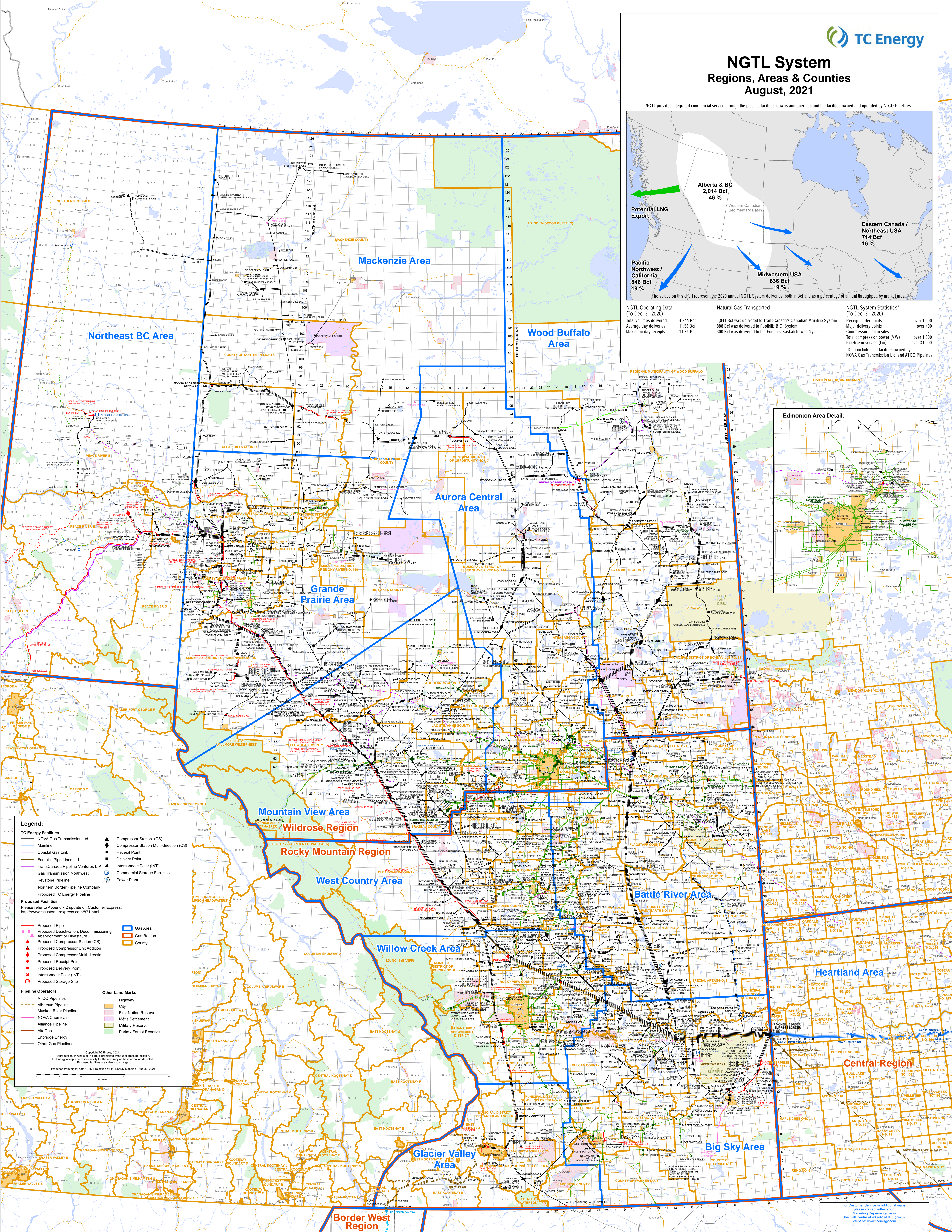
NGTL System Regions, Areas & Counties August, 2021

NGTL provides integrated commercial service through the pipeline facilities it owns and operates and the facilities owned and operated by ATCO Pipelines.



NGTL Operating Data (To Dec. 31 2020)		Natural Gas Transported		NGTL System Statistics* (To Dec. 31 2020)	
Total volumes delivered:	4,246 Bcf	1,041 Bcf was delivered to TransCanada's Canadian Mainline System	888 Bcf was delivered to Foothills B.C. System	300 Bcf was delivered to the Foothills Saskatchewan System	over 1,000
Average day deliveries:	11.56 Bcf				71
Maximum day receipts:	14.84 Bcf				over 1,500
					Major delivery points
					Compressor station sites
					Total compressor power (MW)
					Pipeline in service (km)
					over 34,000

*Data includes the facilities owned by NOVA Gas Transmission Ltd. and ATCO Pipelines



Legend:

TC Energy Facilities

- NOVA Gas Transmission Ltd.
- Mainline
- Coastal Gas Link
- Foothills Pipeline Ventures L.P.
- TransCanada Pipeline Northwest
- Keystone Pipeline
- Northern Border Pipeline Company
- Proposed TC Energy Pipeline

Proposed Facilities

Please refer to Appendix 2 update on Customer Express:
<http://www.tc.com/customerexpress.com/871.html>

- Proposed Pipe
- Proposed Deactivation, Decommissioning, Abandonment or Divestiture
- Proposed Compressor Station (CS)
- Proposed Compressor Unit Addition
- Proposed Compressor Multi-direction
- Proposed Receipt Point
- Proposed Delivery Point
- Interconnect Point (INT.)
- Proposed Storage Site

Pipeline Operators

- ATCO Pipelines
- Albertus Pipeline
- Muskogee Pipeline
- NOVA Chemicals
- Alliance Pipeline
- Alta Gas
- Enbridge Energy
- Other Gas Pipelines

Other Land Marks

- Highway
- City
- First Nation Reserve
- Métis Settlement
- Military Reserve
- Parks / Forest Reserve

Compressor Station (CS)

- Compressor Station Multi-direction (CS)
- Receipt Point
- Delivery Point
- Interconnect Point (INT.)
- Commercial Storage Facilities
- Power Plant

Gas Area

- Gas Region
- County

Copyright TC Energy 2021.
Reproduction, in whole or in part, is prohibited without express permission.
TC Energy accepts no responsibility for the accuracy of the information depicted.
Proposed facilities are subject to change.
Produced from digital data 10TM Projection by TC Energy Mapping - August, 2021

For Customer Service or additional maps
Please contact either your
Marketing Representative or
the Call Centre at 403-202-PIPE (7473)
Website: www.tcenergy.com