







PANASONIC COMMUNICATION SYSTEMS KX-TDE100/200 CONVERGED IP-PBX SYSTEMS AND VOICE PROCESSING SYSTEMS PRODUCT CATALOG
























© Panasonic System Networks Company of America, 2010








PRODUCT CATALOG
Effective Date July 2010 Version 1.3
Supersedes all Previous Catalogs


Panasonic ideas for life













Model Number	Description	Per Master Carton		UPC Code 0-37988-
		Units	Weight	
KX-TDE CONVERGED IP PBX CONTROL UNITS				
*****IMPORTANT*****				
The KX-TDE100 and KX-TDE200 are certified dealer models. These models must be registered and may require activation keys. Only dealers who have successfully completed the KX-TDE Technical Training course, have a valid KX-TDE certification number and meet the yearly purchase requirements outlined in the Panasonic dealer agreement can activate these systems.				
KX-TDE100  	CONTROL UNIT Contains: 1 Cabinet with 6 Free Slots 1 Main Processor Unit with: 1 SD Card (Power Supply Not Included; See page 3) 4 Virtual Extension Slots 4 Virtual CO Slots 2CH Simplified Voice Mail and Auto Attendant Features (some features listed are optional) <ul style="list-style-type: none"> • Multi-Cell Wireless • VOIP Gateway with QSIG (Enhanced System Networking) • VOIP Extensions • PC-Based Programming • DXDP (Digital Extra Device Port) • Automatic Route Selection (ARS) • Toll Restriction • Caller ID (Name & Number) • ISDN Primary Rate Interface (PRI) with QSIG and T1 • Networking with Centralized Voice Mail • Voice Mail Integration • Uniform Call Distribution (UCD) • Direct Inward System Access (DISA) • Refer to charts 2, 3 and 4 for system capacities 	1	19.29 lbs.	85189-8
KX-TDE200  	CONTROL UNIT Contains: 1 Cabinet with 11 Free Slots 1 Main Processor Unit with: 1 SD Card (Power Supply Not Included; See page 3) 4 Virtual Extension Slots 4 Virtual CO Slots 2CH Simplified Voice Mail Features (some features listed are optional) <ul style="list-style-type: none"> • Multi-Cell Wireless • VOIP Gateway with QSIG (Enhanced System Networking) • VOIP Extensions • PC-Based Programming • Digital Extra Device Port DXDP • Automatic Route Selection (ARS) • Toll Restriction • Caller ID (Name & Number) • ISDN Primary Rate Interface (PRI) with QSIG and T1 • Networking with Centralized Voice Mail • Voice Mail Integration • Uniform Call Distribution (UCD) • Direct Inward System Access (DISA) • Refer to charts 2, 3 and 4 for system capacities 	1	26.12 lbs.	85190-4
MOUNTING HARDWARE				
KX-A243X 	19" BRACKET FOR THE KX-TDE100 For mounting the KX-TDE100 cabinet in a 19" rack.	1	2.46 lbs.	85111-9
KX-A242X 	19" BRACKET FOR THE KX-TDE200 For mounting the KX-TDE200 cabinet in a 19" rack.	1	1.52 lbs.	85110-2

Model Number	Description	Per Master Carton		UPC Code 0-37988-
		Units	Weight	
SYSTEM POWER SUPPLIES (1 REQUIRED PER CONTROL UNIT)				
KX-TDA0103 	L-TYPE POWER SUPPLY Large plug in system power supply for use in the KX-TDE200 control unit.	1	7.58 lbs.	85020-4
KX-TDA0104 	M-TYPE POWER SUPPLY Medium plug in system power supply for use in the KX-TDE100 or KX-TDE200 control units.	1	6.92 lbs.	85021-1
KX-TDA0108 	S-TYPE POWER SUPPLY Small plug in system power supply for use in the KX-TDE100 control unit.	1	5.82 lbs.	85028-8
KX-TDE MPR CARD (FOR UPGRADING A TDA TO A TDE)				
KX-TDE0101 	KX-TDE MPR CARD Required to upgrade a KX-TDA100 or KX-TDA200 to a KX-TDE100 or KX-TDE200	1	.85 lbs.	85193-5
IPCMR OPTIONS (REQUIRED FOR VIRTUAL EXTENSION PORTS)				
KX-TDE0110 	16-CHANNEL VOIP DSP CARD (DSP16) 16-channel digital signal processor card with one SHGW4 activation key and one IPPT8 activation key preinstalled. Compliant with ITU-T G.729a and G.711 CODEC methods. To be mounted on the IPCMR card.	3	1.82 lbs.	85191-1
KX-TDE0111 	64-CHANNEL VOIP DSP CARD (DSP64) 64-channel digital signal processor card with four SHGW4 activation keys and four IPPT8 activation keys preinstalled. Compliant with ITU-T G.729a and G.711 CODEC methods. To be mounted on the IPCMR card.	3	1.81 lbs.	85192-8
EXPANSION CARDS AND ACCESSORIES				
MULTI-CELL WIRELESS CARDS				
KX-TDA0143 	4-PORT CELL STATION INTERFACE CARD (CSIF4) Required for multi-cell operation when using the (KX-TDA0152 and KX-TDA0156) Cell Stations. Supports up to 4 (KX-TDA0152 and KX-TDA0156) Cell Stations. One card requires one free slot.	3	1.06 lbs.	85119-5
KX-TDA0144 	8-PORT CELL STATION INTERFACE CARD (CSIF8) Required for multi-cell operation when using the (KX-TDA0152 and KX-TDA0156) Cell Stations. Supports up to 8 Cell Stations (KX-TDA0156). 1 card requires 1 free slot.	3	3.81 lbs.	85024-2
STATION CARDS				
KX-TDA0170 	8-PORT DIGITAL HYBRID LINE CARD (DHLC8) 8 ports per card. Supports KX-DT300 (DPT), KX-T7600 (DPT) and KX-T7700 (APT) series telephones, Single Line (SLT), DSS console and KX-T0151, KX-T0155 and KX-T0158 Port Cell Stations and KX-TVA50, KX-TVA200 voice processing systems. 2 ports provide power failure transfer. 1 card requires 1 free slot. Please refer to Charts 1, 2, 3 and 4 prior to configuring a system.	3	4.45 lbs.	85027-3
KX-TDA0172 	16-PORT DIGITAL LINE CARD (DLC16) 16 ports per card. Supports KX-DT300 (DPT) and KX-T7600 (DPT) series telephones, DSS consoles, KX-T0151, KX-T0155, KX-T0158 Cell Stations and KX-TVA50, KX-TVA200 voice processing systems. 1 card requires 1 free slot. Please refer to Charts 1, 2, 3 and 4 prior to configuring a system.	3	4.32 lbs.	85029-7

Model Number	Description	Per Master Carton		UPC Code 0-37988-
		Units	Weight	
KX-TDA0177 	16-PORT SLT W/ CID CARD 16 ports per card. Supports Single Line Telephones with Caller ID Name and Number. 4 ports are equipped with power failure transfer. Also equipped with 16 DTMF receivers. 1 card requires 1 free slot.	3	4.3lbs	85200-0
KX-TDA0470 	16-CHANNEL IP EXTENSION CARD (IP - EXT16) The KX-TDA0470 is required when using IP Telephones (KX-NT136, KX-NT265, KX-NT343, KX-NT346, and IP softphone). Each KX-TDA0470 card requires one free slot and supports up to 16 IP extensions. Please refer to Charts 1, 2, 3 and 4 prior to configuring a system.	1	1.10 lbs.	85128-7
CENTRAL OFFICE CARDS				
KX-TDA0180 	8 PORT LOOP START CO TRUNK CARD (LCOT8) 8 ports per card. 2 ports have power failure transfer. 1 card requires 1 free slot. 1 optional (KX-TDA0193) 8 port caller ID card can be mounted to support caller ID. Please refer to Charts 1, 2, 3 and 4 prior to configuring a system.	3	4.14 lbs.	85033-4
KX-TDA0181 	16 PORT LOOP START CO TRUNK CARD (LCOT16) 16 ports per card. 4 ports have power failure transfer. 1 card requires 1 free slot. Up to two optional (KX-TDA0193) 8 port caller ID cards can be mounted to support caller ID. Please refer to Charts 1, 2, 3 and 4 prior to configuring a system.	3	4.25 lbs.	85034-1
KX-TDA0187 	T1 TRUNK CARD (T1) 24 ports per card. Channels assignable as LCO, GCO, DID, OPX or TIE (E&M). ANI and DID Supported. External Channel Service Unit (CSU) required. 1 card requires 1 free slot. Please refer to Charts 1, 2, 3 and 4 prior to configuring a system.	3	3.46 lbs.	85036-5
KX-TDA0290 	ISDN PRIMARY RATE INTERFACE (PRI 23) 23 ports per card. 23 B channels + 1 D channel. External Channel Service Unit (CSU) required. 1 card requires 1 free slot. Please refer to Charts 1, 2, 3 and 4 prior to configuring a system.	3	3.48 lbs.	85041-9
KX-TDA0484 	4-CHANNEL IP GATEWAY CARD (IP-GW4) Supports up to 4 IP connections for TDA/TDE system networking. H.323V.2, ITU-T, G.711 G729a and G.723.1 compliant. Web programming LAN interface 10 base T/100BASE T. 1 card requires 1 free slot. Please refer to Charts 1, 2, 3 and 4 prior to configuring a system.	1	1.79 lbs.	85120-1
KX-TDA0490 	16-CHANNEL IP GATEWAY CARD (IP GW16) Supports up to 16 IP connections for TDA/TDE system networking. H. 323V.2, ITU-T, G711, G729a and G.723.1 compliant. 1 card requires 1 free slot. Please refer to Charts 1, 2, 3 and 4 prior to configuring a system.	1	1.20 lbs.	85129-4
RESOURCE AND FEATURE CARDS				
KX-A258 	BLANK SLOT COVER Optional metal panel to cover unused free slots. One panel covers one slot. 5 panels per package.	3	3.48 lbs.	85066-2
KX-TDA0161 	4-PORT DOORPHONE CARD (DPH4) Required to connect doorphones (KX-T30865, KX-T7775 and video door intercom systems VL-GM201A and VL-GM301A). Supports up to 4 doorphones and door opener relays. Mounts on the KX-TDA0190 (OPB3) card. Please refer to Charts 1, 2, 3 and 4 prior to configuring a system.	3	1.65 lbs.	85025-9
KX-TDA0164 	4 EIO CARD (EIO4) Mounts on the KX-TDA0190 Optional 3-Slot Base card (OPB3). Contains 4 dry contact that allow you to control external devices such as a door strike or an automatic garage door-opener. You can also connect up to 4 external sensor devices.	3	.44 lbs.	85126-3


Model Number	Description	Per Master Carton		UPC Code 0-37988-
		Units	Weight	
KX-TDA0168 	SINGLE LINE EXTENSION CALLER CARD (SLT CID) Mounts on the KX-TDA0173 8 Port Single Line Extension Card (SLC8) only. Allows the system to pass caller ID information to single line devices. Requires TDA version 2 software or higher. Supports Bell/ETSI FSK only	3	.33 lbs.	85127-0
KX-TDA0190 	OPTIONAL 3-SLOT BASE CARD (OPB3) This card is equipped with 3 connectors to receive the following option cards: 4 Channel Message Card (MSG4), 4-Port Doorphone Card (DPH4), and 4 EIO card (EIO4). Requires 1 slot. Mounts in the optional card slot or a free slot. Please refer to Charts 1, 2, 3 and 4 prior to configuring a system.	3	3.46 lbs.	85037-2
KX-TDA0191 	4-CHANNEL MESSAGE CARD (MSG4) Provides 4 ports for outgoing messages for DISA, Queuing, Wake-Up and internal hold melody. A maximum of 64 messages can be recorded with a maximum total recording time of 8 minutes. Mounted on the KX-TDA0190 (OPB3) card. Please refer to Charts 1, 2, 3 and 4 prior to configuring a system.	3	1.43 lbs.	85038-9
KX-TDA0193 	8-PORT CALLER ID CARD (CID8) Required to receive Caller ID information from the CO. Each KX-TDA0193 activates caller ID on 8 CO lines. Mounts on the KX-TDA0181 Loop Start CO Card. Please refer to Charts 1, 2, 3 and 4 prior to configuring a system.	3	1.47 lbs.	85039-6
KX-TDA0194 	4-CHANNEL ENHANCED MESSAGE CARD (ESVM4) 4-Channel Simplified Voice Message Card for built-in simplified voice message feature also supports MSG card features. To be mounted on OPB3 Card.	3	1.63 lbs	85205-5
OPTIONAL SYSTEM SOFTWARE				
KX-TDES01 	SD CARD FOR ENCRYPTION Encrypts the voice packets providing a secure IP voice communications over the network using KX-NT300 series telephones. 1 required per system.	-	-	-
KX-TVA VOICE PROCESSING SYSTEM CONTROL UNITS				
KX-TVA50 	BASIC CABINET: The KX-TVA50 is a Voice Processing system that supports both Voice Mail and Automated Attendant Service. The system can be installed using DPITS, APITS and In-band Integration. The basic cabinet is configured as follows: <ul style="list-style-type: none"> • 2 ports expandable to 6 ports using either the KX-TVA502 or the KX-TVA503 Cards • 4 hours of storage expandable to 8 hours using the KX-TVA524 • 64 Mailboxes • 1 USB port Major Features <ul style="list-style-type: none"> • Automated Attendant Service • Email Integration • Windows Based PC Programmable (On Site and Remote) • Optional Built-in Remote Modem Card • Proprietary Telephone Voice Mail Menu • Live Call Screening • Intercom Paging • Interview Service • Multi-lingual Voice Prompts • Paging Notification with Call Back Number • Variable playback volume/speed with pause • Two-way record. • Personal Greeting For Caller ID • Caller ID Call Routing and Name Announce 	1	6.91 lbs.	85146-1







Model Number	Description	Per Master Carton		UPC Code 0-37988-
		Units	Weight	
KX-TVA200 	BASIC CABINET: The KX-TVA200 is a Voice Processing system that supports both Voice Mail and Auto Attendant services. The system can be installed using DPITS. The basic cabinet is initially configured as follows : <ul style="list-style-type: none"> • 4 ports expandable to 24 ports using KX-TVA204 Cards • 1000 hours of Storage • 1024 Mailboxes • USB and RS232 ports Major Features <ul style="list-style-type: none"> • Automated Attendant Service • Email Integration • Windows Based PC Programmable (On Site and Remote) • Optional Built-in Remote Modem Card • Proprietary Telephone Voice Mail Menu • Live Call Screening • Intercom Paging • Interview Service • Multi-lingual Voice Prompts • Paging Notification with Call Back Number • Variable playback volume/speed with pause • Two-way record • In-band Integration • Personal Greeting For Caller ID • Caller ID Call Routing and Name Announce 	1	12.28 lbs.	85143-0
KX-TVA50, KX-TVA200 & KX-NCV200 EXPANSION AND FEATURE CARDS				
KX-TVA502	2 PORT DPT/APT/SLT INTERFACE CARD For use with the KX-TVA50 only. Supports DPITS, APITS and In-band integration. Expands the port capacity of the system by 2 ports. A maximum of 2 cards can be installed in the KX-TVA50.	3	0.61 lbs.	85147-8
KX-TVA503	2 PORT DPT INTERFACE CARD For use with the KX-TVA50 only. Supports DPITS integration only. Expands the port capacity of the system by 2 ports. A maximum of 2 cards can be installed in the KX-TVA50.	3	0.61 lbs.	85148-5
KX-TVA524	4 HOUR MEMORY EXPANSION CARD For use with the KX-TVA50 only. Expands the storage capacity of the KX-TVA50 by 4 hours. Maximum of one card can be installed per system.	3	0.28 lbs.	85149-2
KX-TVA594	LAN I/F CARD FOR USE WITH THE KX-TVA50 ONLY Required to connect the KX-TVA50 to a wide or local area network Provides messaging from the TVA system to a subscribers email.	3	0.33 lbs.	85150-8
KX-TVA204	4 PORT DPT INTERFACE CARD For use with the KX-TVA200 only. Supports DPITS integration only. Expands the port capacity of the system by 4 ports. A maximum of 5 cards can be installed in the KX-TVA200 or KX-NCV200.	3	0.75 lbs.	85144-7
KX-TVA296	REMOTE MODEM CARD Modem card for use in the KX-TVA50, KX-TVA200, & KX-NCV200. Required for remote programming and administration. Maximum of one per system.	3	0.36 lbs.	85145-4
MOUNTING HARDWARE FOR KX-TVA AND KX-NCV CONTROL UNITS				
KX-A249	19" RACKMOUNT BRACKET FOR THE KX-TVA50 For mounting the KX-TVA50 into a 19" rack.	3	2.10 lbs.	85160-7
KX-A244X	19" RACKMOUNT BRACKET FOR THE KX-TVA200 & KX-NCV200 For mounting the KX-TVA200 or the KX-NCV200 into a 19" rack.	3	3.85 lbs.	85112-6









Model Number	Description	Per Master Carton		UPC Code 0-37988-
		Units	Weight	
KX-DT300 SERIES DIGITAL TELEPHONES				
KX-DT346  	24 BUTTON 6-LINE BACKLIT LCD DISPLAY DIGITAL TELEPHONE <ul style="list-style-type: none"> • 24 Programmable CO buttons • Digital Duplex Speakerphone • Bluetooth compatible with KX-NT307 Adaptor • Digital Extra Device Port • Alphanumeric Directory Search • Built-in Headset Jack • Available in Black or White 	—	—	—
KX-DT343  	24 BUTTON 3-LINE BACKLIT LCD DISPLAY DIGITAL TELEPHONE <ul style="list-style-type: none"> • 24 Programmable CO buttons • Digital Duplex Speakerphone • Bluetooth compatible with KX-NT307 Adaptor • Digital Extra Device Port • Alphanumeric Directory Search • Built-in Headset Jack • Available in Black or White 	—	—	—
KX-DT333  	24 BUTTON 3-LINE LCD DISPLAY DIGITAL TELEPHONE <ul style="list-style-type: none"> • 24 Programmable CO buttons • Digital Duplex Speakerphone • Digital Extra Device Port • Alphanumeric Directory Search • Built-in Headset Jack • Available in Black or White 	—	—	—
KX-DT321  	8 BUTTON 1-LINE BACKLIT LCD DISPLAY DIGITAL TELEPHONE <ul style="list-style-type: none"> • 8 Programmable CO buttons • Speakerphone • Alphanumeric Directory Search • Built-in Headset Jack • Available in Black or White 	—	—	—
KX-DT390-B  	DSS CONSOLE 60 key DSS black console for use with the KX-DT300 series phones.	—	—	—
KX-DT301  	USB MODULE USB module for use with the KX-DT300 series phones.	—	—	—

















Model Number	Description	Per Master Carton		UPC Code 0-37988-
		Units	Weight	
KX-NT300 SERIES IP TELEPHONES				
KX-NT366  	4 X 12 BUTTON 6-LINE BACKLIT LCD DISPLAY IP TELEPHONE <ul style="list-style-type: none"> • 4 x 12-Self labeling, Programmable Keys • Digital Duplex Speakerphone • 2 Ethernet Ports (100Base-T) • Power Over Ethernet (PoE) or with KX-A239 AC Power Adaptor • Bluetooth compatible with KX-NT307 Adaptor • Available in Black or White 	3	11.77 lbs.	85206-2 Black 85207-9
KX-NT346  	6-LINE BACK-LIT LCD DISPLAY IP TELEPHONE <ul style="list-style-type: none"> • 24 Programmable Keys • Digital Duplex Speakerphone • 2 Ethernet Ports (100Base-T) • Power Over Ethernet (PoE) or with KX-A239 AC Power Adaptor • Bluetooth compatible with KX-NT307 Adaptor • Available in Black or White 	3	11.51 lbs.	85208-6 Black 85209-3
KX-NT343  	3-LINE BACK-LIT LCD DISPLAY IP TELEPHONE <ul style="list-style-type: none"> • 24 Programmable Keys • Digital Duplex Speakerphone • 2 Ethernet Ports (100Base-T) • Power Over Ethernet (PoE) or with KX-A239 AC Power Adaptor • Bluetooth compatible with KX-NT307 Adaptor • Available in Black or White 	3	11.34 lbs.	85210-9 Black 85211-6
KX-NT321  	ADVANCED IP TELEPHONE - 8 BUTTON, 1-LINE LCD, 2ND LAN PORT <ul style="list-style-type: none"> • 8 Programmable Keys • Digital Duplex Speakerphone • 2 Ethernet Ports (100Base-T) • Power Over Ethernet (PoE) or with KX-A239 AC Power Adaptor • Dual PBX support • Available in Black or White 	3	4.80 lbs.	52352-2 Black 52369-9
KX-NT303  	12-KEY ADD ON MODULE <ul style="list-style-type: none"> • 12 programmable keys • Compatible with the KX-NT346, KX-NT343, KX-DT343, and KX-DT346 only • Available in Black or White <p>Compatible only with KX-TDA50G software version 5.0 or higher.</p>	3	2.65 lbs	85212-3 Black 85211-6


Model Number	Description	Per Master Carton		UPC Code 0-37988-
		Units	Weight	
KX-NT305  	60-KEY ADD ON MODULE <ul style="list-style-type: none"> • 60 programmable keys • Compatible with the KX-NT346 and the KX-NT343 only • Available in Black or White 	3	6.36 lbs.	85214-7 Black 85215-4
KX-NT307	BLUETOOTH MODULE Required to make the KX-NT366, KX-NT346, KX-NT343, KX-DT343, and KX-DT346 telephones Bluetooth compatible.	3	1.01lbs	85216-1
KX-A239	AC ADAPTOR FOR KX-NT300 SERIES TELEPHONES <ul style="list-style-type: none"> • Includes one Adaptor for use with KX-NT300 Series telephones 	3	1.67 lbs.	85217-8
IP SPEAKERPHONES				
KX-NT700 	CONFERENCE SPEAKERPHONE WITH PoE AND SD CARD SLOT FOR RECORDING <ul style="list-style-type: none"> • PSTN,IP,TDE/NCP-SIP extension • Cordless phone connectivity 	—	—	52376-6
KX-NT701 	WIRED EXTERNAL MICROPHONE FOR USE WITH THE KX-NT700 CONFERENCE SPEAKERPHONE <ul style="list-style-type: none"> • Power supply from main unit • 3m cable length • 2m microphone coverage 	—	—	52499-9
SIP TELEPHONES				
KX-HGT100-B 	SIP TELEPHONE WITH 2 LINE LCD AND 2ND LAN PORT <ul style="list-style-type: none"> • 2 Line x 16 Character Monochrome LCD with 4-level Contrast • 2 Ethernet Ports (10/100 Base-T) for PC and LAN • Power 100V-240V AC (50Hz) Adaptor (Optional) or Power over Ethernet (PoE) 	—	—	52482-2
KX-NT400 SERIES IP TELEPHONES				
KX-NT400 	IP TELEPHONE WITH LARGE , COLOR, TOUCHSCREEN LCD (BLACK) <ul style="list-style-type: none"> • Color Touchscreen LCD Display • Intuitive Graphical User Interface (GUI) • Network Camera Integration • Built-in Web Browser 	—	—	—
KX-A420 	AC ADAPTOR FOR KX-NT400	—	—	—

Model Number	Description	Per Master Carton		UPC Code 0-37988-
		Units	Weight	
MULTI-CELL WIRELESS				
KX-T0155  DECT	2-CHANNEL DECT CELL STATION (DCS) 2-port cell station for use with multi-cell wireless feature in the TDA, TDE, NCP and TAW848 systems. The KX-T0155 connects directly to an extension port to the DHLC and DLC cards in the KX-TDA600/TDE600. Supports the KX-TD7685, KX-TD7695, KX-TD7696 DECT telephones only.	3	4.09 lbs.	85229-1
KX-TDA0156  DECT	4-CHANNEL DECT CELL STATION (DCS) 4-channel cell station for use with multi-cell wireless feature in the TDA and TDE systems. The KX-TDA0156 connects via a cell station interface card (KX-TDA0143 – 4 port or KX-TDA0144 – 8 port). Supports the KX-TD7685, KX-TD7695, and KX-TD7696 DECT telephones only.	—	—	52628-8
KX-T0158  DECT	8-CHANNEL DECT CELL STATION (DCS) 8-channel cell station for use with multi-cell wireless feature in the TDA, TDE, and NCP systems. The KX-T0158 connects directly to 4 extension ports on the DHLC or DLC cards in the KX-TDA600/TDE600. Supports the KX-TD7685, KX-TD7695, KX-TD7696 DECT telephones only.	3	4.15 lbs.	85204-8
KX-NCP0158  DECT	POE COMPATIBLE IP-BASED CELL STATION PoE compatible IP-based cell station. Requires current version of IPCMPR	—	—	—
KX-A421  DECT	AC ADAPTOR FOR NCP0158	—	—	—
KX-TD7685  DECT	DECT MULTI CELL WIRELESS HANDSET <ul style="list-style-type: none"> • Speaker phone with Auto Answer • Ring, Melodies and Vibration mode • Large Back lit LCD • Navi-key operation • PBX functionality support • Headset jack 	3	5.89 lbs.	85218-0
KX-TD7695  DECT	COMPACT DECT MULTI CELL WIRELESS HANDSET <ul style="list-style-type: none"> • Speaker phone with Auto Answer • Ring, Melodies and Vibration mode • Large Back lit LCD • Navi-key operation • PBX functionality support • Headset jack 	3	5.51 lbs.	85220-8

Model Number	Description	Per Master Carton		UPC Code 0-37988-
		Units	Weight	
KX-TD7696  DECT	RUGGEDIZED DECT WIRELESS PHONE <ul style="list-style-type: none"> • Blue, 6 line backlit LCD display • Dust and splash (water) resistant (IP54) • Illuminated keypad • Multiple language display • Speakerphone • Programmable soft keys • PBX functionality support 	3	6.05 lbs.	52635-5
PSZZTD142CE 	SITE SURVEY CELL STATION BATTERY PACK Used to power the KX-TD0155 or the KX-TDA0156 Cell Stations, for site surveys. The Cell Station, along with a KX-TD7685, KX-TD7695, or KX-TD7696 is used as a tool to assist the installer in determining coverage and placement of the cell stations. Requires 1 PSZZ1TD0142 power supply ADAPTOR. Must be purchased from the Panasonic Parts Center 800-833-9626.	N/A	N/A	N/A
PSZZ1TDA0142 	BATTERY PACK CELL STATION CONNECTOR Consists of a connector to connect the Cell Station Battery Pack to Cell Station when doing site surveys. 1 required with the Cell Station Battery Pack Must be purchased from the Panasonic Parts Center at: 800-833-9626.	N/A	N/A	N/A
ANALOG ENDPOINTS				
KX-T7720 	24 BUTTON SPEAKERPHONE TELEPHONE <ul style="list-style-type: none"> • 24 Programmable Buttons • 12 CO & 12 Personal/Feature, 10 fixed buttons for (Intercom, Conference, Program, Voice Mail, Pause, Forward/Do Not Disturb, Flash/Recall, Auto Answer/Mute, Auto Dial/Store and Redial) • 3 large buttons for Hold, Transfer and Speakerphone, Volume Control for Speaker, Ringer and Handset • Headset Jack • Wall Mountable • Available in Black or White 	3	2.46 lbs.	50051-0
KX-T7731  <i>Backlit Dial Keypad & LCD Display</i>	24 BUTTON SPEAKERPHONE TELEPHONE WITH BACKLIT DIAL KEYPAD AND 1 LINE BACKLIT LCD DISPLAY <ul style="list-style-type: none"> • 24 Programmable Buttons, 12 CO & 12 Personal/Feature • 10 Fixed Buttons for (Intercom, Conference, Program, Voice Mail, Pause, Forward/Do Not Disturb, Flash/Recall, Auto Answer/Mute, Auto Dial/Store and Redial) Plus 3 Large Buttons for Hold Transfer and Speakerphone • Navigation Key for Volume, Display Contrast and Function Selection, Headset Jack, Wall Mountable • Available in Black or White 	3	2.56 lbs.	85114-0
KX-T7740 	48 BUTTON DSS CONSOLE <ul style="list-style-type: none"> • 32 DSS keys w /LED'S • 16 Feature keys wo/LED'S • Wall Mountable • Available in Black or White 	3	1.28 lbs.	50099-0
		3	1.28 lbs.	Black 50105-0

Model Number	Description	Per Master Carton		UPC Code 0-37988-
		Units	Weight	
OPTIONAL CTI SOFTWARE				
TURN YOUR PC INTO A PHONE SYSTEM EXTENSION THAT TRAVELS WITH YOU WHEREVER YOU GO.				
<ul style="list-style-type: none"> • Stay connected without long distance charges • Click and call using your PC mouse • Take your Panasonic Communication System features anywhere 				
PC PHONE / IP SOFTPHONE / OUTLOOK TOOLBAR SOFTWARE				
KX-TDA0350 	PC PHONE / IP SOFTPHONE / OUTLOOK TOOLBAR AND MULTI-SITE PROGRAMMING SW KEY Contains 5 Keys that can be used for PC Phone, IP Softphone or Outlook Toolbar. PC Phone software provides the user with the ability to use their PC to operate their telephones when connected to the KX-T7601 USB Expansion Module. To activate PC phone requires one key. The IP Softphone is software that allows you to use your PC as a telephone when connected to LAN, WAN or VPN. For IP Softphone to operate, a KX-TDE100/KX-TDE200 must be connected to the same network. To fully activate the IP Softphone requires 4 keys. To activate the Outlook Toolbar requires 1 key and a connection to the optional USB expansion module KX-DT301.	1	1.69 lbs	85943-3
PC CONSOLE SOFTWARE				
KX-TDA0300 	PC CONSOLE SOFTWARE Contains 1 PC Console Key. PC Console software provides the user with the ability to use a PC as a system console. The PC must be connected to the KX-T7601 USB Expansion Module. Not for networking, for single system installations only. Multi-site Programming SW keys, Max 2 keys. 1st key supports 2-10 sites, a 2nd key is required to support from 11 to 100 sites. One KX-TDA0350 supports one Unified Programming and Maintenance Tool 2 to 10 sites a second KX-TDA300 must be purchased to support from 11 to 100 sites.	1	1.69 lbs.	85943-3
KX-TDA0350 	IP SOFTPHONE* *2 KEYS needed	1	1.69 lbs	85943-3
ACTIVATION KEYS - PHONE ASSISTANT				
KX-NCS1101 	PHONE ASSISTANT PROFESSIONAL (1-ACTIVATION KEY) Includes 1 Phone Assistant Pro user key.	3	1.4 lbs.	85222-2
KX-NCS1105 	PHONE ASSISTANT PROFESSIONAL (5-ACTIVATION KEY) Includes 5 Phone Assistant Pro user keys.	3	1.4 lbs.	85223-9
KX-NCS1110 	PHONE ASSISTANT PROFESSIONAL (10-ACTIVATION KEY) Includes 10 Phone Assistant Pro user keys.	3	4.6 lbs.	85224-6
KX-NCS1199 	PHONE ASSISTANT PROFESSIONAL (128-ACTIVATION KEY) Includes 128 Phone Assistant Pro user keys.	1	1.4 lbs.	85225-3
KX-NCS1201 	PA SUPERVISOR (1-ACTIVATION KEY) Includes 1 Phone Assistant Status Pro user key.	3	4.6 lbs.	85226-0

Model Number	Description	Per Master Carton		UPC Code 0-37988-
		Units	Weight	
KX-NCS9101 	PA IP SOFTPHONE (1-ACTIVATION KEY) Includes 1 IP Softphone user key. This key is required to integrate the IP softphone with PA pro. A PA Pro key is also required.	3	4.6 lbs.	85227-7
ACTIVATION KEYS - COMMUNICATION ASSISTANT				
KX-NCS2101 	COMMUNICATION ASSISTANT BASIC (1-KEY) Includes 1 Communication Assistant Basic user key.	1	-	-
KX-NCS2105 	COMMUNICATION ASSISTANT BASIC (5-KEY) Includes 5 Communication Assistant Basic user keys.	1	-	-
KX-NCS2110 	COMMUNICATION ASSISTANT BASIC (10-KEY) Includes 10 Communication Assistant Basic user keys.	1	-	-
KX-NCS2240 	COMMUNICATION ASSISTANT BASIC (40-KEY) Includes 40 Communication Assistant Basic user keys.	1	-	-
KX-NCS2249 	COMMUNICATION ASSISTANT BASIC (128-KEY) Includes 128 Communication Assistant Basic user keys.	1	-	-
KX-NCS2201 	COMMUNICATION ASSISTANT PRO (1-KEY) Includes 1 Communication Assistant Pro user key.	1	-	-
KX-NCS2205 	COMMUNICATION ASSISTANT PRO (5-KEY) Includes 5 Communication Assistant Pro user keys.	1	-	-
KX-NCS2210 	COMMUNICATION ASSISTANT PRO (10-KEY) Includes 10 Communication Assistant Pro user keys.	1	-	-
KX-NCS2240 	COMMUNICATION ASSISTANT PRO (40-KEY) Includes 40 Communication Assistant Pro user keys.	1	-	-
KX-NCS2249 	COMMUNICATION ASSISTANT PRO (128-KEY) Includes 128 Communication Assistant Pro user keys.	1	-	-
KX-NCS2301 	ACTIVATION KEY FOR CA ACD MONITOR FOR 1 ICD SUPERVISOR Includes 1 Activation Key for CA ACD Monitor for 1 ICD Supervisor.	1	-	-
KX-NCS2401 	COMMUNICATION ASSISTANT OPERATOR CONSOLE Includes 1 Communication Assistant Operator Console.	1	-	-
KX-NCS2010 	COMMUNICATION ASSISTANT THIN CLIENT KEY Includes 1 Communication Assistant Thin Client key.	1	-	-
KX-NCS2020 	COMMUNICATION ASSISTANT CSTA MULTIPLEXER KEY Includes 1 Communication Assistant CSTA Multiplexer key.	1	-	-
KX-NCS2901 	COMMUNICATION ASSISTANT NETWORK PLUGIN (1-KEY) Includes 1 Communication Assistant Network Plugin user key.	1	-	-

Model Number	Description	Per Master Carton		UPC Code 0-37988-
		Units	Weight	
KX-NCS2905 	COMMUNICATION ASSISTANT NETWORK PLUGIN (5-KEY) Includes 5 Communication Assistant Network Plugin user keys.	1	-	-
KX-NCS2910 	COMMUNICATION ASSISTANT NETWORK PLUGIN (10-KEY) Includes 10 Communication Assistant Network Plugin user keys.	1	-	-
KX-NCS2940 	COMMUNICATION ASSISTANT NETWORK PLUGIN (40-KEY) Includes 40 Communication Assistant Network Plugin user keys.	1	-	-
KX-NCS2949 	COMMUNICATION ASSISTANT NETWORK PLUGIN (128-KEY) Includes 128 Communication Assistant Network Plugin user keys.	1	-	-
ACTIVATION KEYS - IP SOFTPHONE				
KX-NCS4201 	1-CHANNEL IP SOFTPHONE/IP PROPRIETARY TELEPHONE ACTIVATION KEY (IPPTS1) Provides the activation key number and registration ID to download the IPPTS1 activation key. Allows the use of 1 IP-PTs/IP softphones via a VIPEXT32 card.	1	-	-
KX-NCS4204 	4-CHANNEL IP SOFTPHONE/IP PROPRIETARY TELEPHONE ACTIVATION KEY (IPPTS4) Provides the activation key number and registration ID to download the IPPTS4 activation key. Allows the use of 4 IP-PTs/IP softphones via a VIPEXT32 card.	1	-	-
KX-NCS4208 	8-CHANNEL IP SOFTPHONE/IP PROPRIETARY TELEPHONE ACTIVATION KEY (IPPTS8) Provides the activation key number and registration ID to download the IPPTS8 activation key. Allows the use of 8 IP-PTs/IP softphones via a VIPEXT32 card.	1	-	-
KX-NCS4216 	16-CHANNEL IP SOFTPHONE/IP PROPRIETARY TELEPHONE ACTIVATION KEY (IPPTS16) Provides the activation key number and registration ID to download the IPPTS16 activation key. Allows the use of 16 IP-PTs/IP softphones via a VIPEXT32 card.	1	-	-
ACTIVATION KEYS - IP PROPRIETARY TELEPHONE (IP-PT)				
KX-NCS4501 	1-CHANNEL IP PROPRIETARY TELEPHONE ACTIVATION KEY (IPPT1) Provides the activation key number and registration ID to download the IPPT1 activation key. Allows the use of 1 IP-PTs via a VIPEXT32.	1	-	-
KX-NCS4504 	4-CHANNEL IP PROPRIETARY TELEPHONE ACTIVATION KEY (IPPT4) Provides the activation key number and registration ID to download the IPPT4 activation key. Allows the use of 4 IP-PTs via a VIPEXT32.	1	-	-
KX-NCS4508 	8-CHANNEL IP PROPRIETARY TELEPHONE ACTIVATION KEY (IPPT8) Provides the activation key number and registration ID to download the IPPT8 activation key. Allows the use of 8 IP-PTs via a VIPEXT32.	1	-	-
KX-NCS4516 	16-CHANNEL IP PROPRIETARY TELEPHONE ACTIVATION KEY (IPPT16) Provides the activation key number and registration ID to download the IPPT16 activation key. Allows the use of 16 IP-PTs via a VIPEXT32.	1	-	-








Model Number	Description	Per Master Carton		UPC Code 0-37988-
		Units	Weight	
ACTIVATION KEYS - ENHANCED FEATURES				
KX-NCS4950 	ACTIVATION KEY FOR ENHANCED FEATURES (UCAV2) Provides the activation key number and registration ID to download the UCAV2 activation key. Upgrades software to use enhanced features. For the KX-TDE600 only. Please refer to Chart 5.	1	-	-
ACTIVATION KEYS - SIP TRUNK / GATEWAY				
KX-NCS4102 	2-CHANNEL IP TRUNK ACTIVATION KEY (SHGW2) Provides the activation key number and registration ID to download the SHGW2 activation key. Activates up to 2 IP Trunks (CO lines) via a V-IPGW16 card.	1	-	-
KX-NCS4104 	4-CHANNEL IP TRUNK ACTIVATION KEY (SHGW4) Provides the activation key number and registration ID to download the SHGW4 activation key. Activates up to 4 IP Trunks (CO lines) via a V-IPGW16 card.	1	-	-
ACTIVATION KEYS - THIRD PARTY SIP				
KX-NCS4701 	1-CHANNEL SIP EXTENSION ACTIVATION KEY (SPE1) Provides the activation key number and registration ID to download the SPE1 activation key. Allows the use of 1 SIP Extensions via a VSIPEXT32 card.	1	-	-
KX-NCS4704 	4-CHANNEL SIP EXTENSION ACTIVATION KEY (SPE4) Provides the activation key number and registration ID to download the SPE4 activation key. Allows the use of 4 SIP Extensions via a VSIPEXT32 card.	1	-	-
KX-NCS4708 	8-CHANNEL SIP EXTENSION ACTIVATION KEY (SPE8) Provides the activation key number and registration ID to download the SPE8 activation key. Allows the use of 8 SIP Extensions via a VSIPEXT32 card.	1	-	-
KX-NCS4716 	16-CHANNEL SIP EXTENSION ACTIVATION KEY (SPE16) Provides the activation key number and registration ID to download the SPE16 activation key. Allows the use of 16 SIP Extensions via a VSIPEXT32 card.	1	-	-

CHART #1

MAXIMUM OPTIONAL SERVICE CARDS		
CARDS INSTALLED IN FREE SLOTS OR VIRTUAL SLOTS		
Card Type	Maximum Number	
	KX-TDE100	KX-TDE200
Total Number of CO Lines	1	1
CO Line (Physical CO Line Card)	8	8
Virtual CO Line Card	4	4
V-IPGW16	2	2
V-SIPGW16		
Physical CO Line Card	Total 6 ¹	Total 8 ²
LCOT8	6	8
LCOT16		
T1	4	4
PR123		
IP-GW4E		
IP-GW16		
OPB3		
Extension Card	8	8
Virtual Extension Card	4	4
V-IPEXT32	4	4
V-SIPEXT32		
Physical Extension Card	Total 6	Total 8
DHLC8	6	8
DLC8		
DLC16		
SLC8		
SLC16		
MSLC16		
IP-EXT16		
CSIF4	4	4
CSIF8		
OPB3	4	4
Total	14	16

CHART #1 (CONT)

CARDS MOUNTED ON OTHER OPTIONAL SERVICE CARDS			
Card Type	Maximum Number		Mounted on
	KX-TDE100	KX-TDE200	
DSP16	1		IPCMPR Card
DSP64			
IPCMEC			
RMT			
CID8	12	16	LCOT8 CARD/LCOT16 Card
EXT-CID	6	8	SLC8 Card
DPH4	4		OPB3 Card
ECHO16	2 ³		
MSG4	4		
ESVM4			
EIO4			

- 1 When installing T1 and PRI23 cards, make sure that the number of these cards x 2 + the number of the other cards (including IP-GW4E cards) does not exceed 8.
- 2 One T1 or PRI23 card counts as 2 cards.
- 3 Only 1 ECHO16 card can be mounted on each OPB3 card.

CHART #2

MAXIMUM CO LINES		
Type	KX-TDE100	KX-TDE200
Total Number of CO Lines	128	128
CO Line (Physical CO Line Card)	112	128
CO Line (Virtual CO Line Card)	64 ¹	64 ¹
H.323 CO Lines	32	32
SIP CO Lines		
Total Number of Extensions	256	256
Extension (Physical Extension Card)	160	256
Extension (Virtual Extension Card)	128 ¹	128 ¹
IP-PT and IP Softphone	128	128
SIP Extension		

- 1 Only 49 virtual CO line/extension card channels can be in use at any one time (except for peer-to-peer calls for IP extensions).

CHART #3

MAXIMUM TERMINAL EQUIPMENT		
Type	KX-TDE100	KX-TDE200
Telephone	256	
Single Line Port / Single Line Telephone	96	128
KX-DT300/KX-T7600 series Digital Proprietary Telephone	128	256
Other Digital Proprietary Telephone	32	128
Analog Proprietary Telephone	24	64
IP Proprietary Telephone	192	
IP Proprietary Telephone¹ (supported by IP-EXT16 card)	96	128
IP Proprietary Telephone² (supported by IPCMPR card)	128 ³	
SIP Extension	128	
DSS Console	8	
Cell Station	32 ⁴	
High-Density Cell Station	16	
Multicell Wireless Phone	128	
Voice Processing System (VPS)⁵	2	
Doorphone	16	
Door Opener	16	
External Sensor	16	
External Relay	16	

1 KX-NT300 series except KX-NT366 and KX-NT305. KX-NT265 and KX-NT400 also not supported.

2 KX-NT300 series and KX-NT265 (software version 2.00 or later only).

3 For the KX-NT400, the maximum number of extensions that can be connected to the PBX is 64.

4 One high-density CS or IP-CS counts as 2 CSs for the total number of CSs.

5 Only a single VPS can be connected to one optional service card.

CHART #4

KX-TVA VOICE PROCESSING SYSTEMS MAXIMUM CAPACITIES AND SPECIFICATIONS			
		KX-TVA50	KX-TVA200 and KX-NCV200
OPTIONAL CARD CAPACITIES			
KX-TVA502	2-Port Hybrid Expansion Card	2	
KX-TVA524	Memory Expansion Card	1	
KX-TVA594	LAN Interface Card	1	
KX-TVA296	Modem Card	1	1
KX-TVA204	4-Port Digital Expansion Card		6
INITIAL CONFIGURATION AND EXPANSION CAPABILITIES			
No. of Ports	Initial Configuration	2	4
	Maximum	6	24
Recording Time	Initial Configuration	4 hours	1000 hours
	Maximum	8 hours	1000 hours
SPECIFICATIONS			
Custom Services	Up to 100		
Number of Messages	Unlimited up to memory storage		
Length of Personal Greeting Message	Up to 360s (programmable)		
Message Retention Time	1 to 30 days, unlimited (programmable)		
Maximum Message Length	1 to 60 minutes, unlimited (programmable)		
Maximum Combined Length of Message per Mailbox	1 to 60 minutes, unlimited(programmable)		
Number of Mailboxes	62 Subscriber+ 2 Manager	1022 Subscriber+ 2 Manager	
Power Source	100 V AC to 240 V AC, 0.25 A, 50 Hz/60 Hz	100 V AC to 240 V AC, 1.5A, 50 Hz/60 Hz	
DC Input	9 V, 0.75 A (6.75 W)	40 V, 1.38 A (55.2 W)	
Dimensions (W _ H _ D)	9 7/8 (W) x 12 3/8 (H) x 2 7/8 (D)	10 7/8 (W) x 14 7/8 (H) x 4 5/8 (D)	
Weight (without optional cards)	No more than 4.41 lbs.	No more than 9.7 lbs.	

CHART #5

KX-TDE100/200 SYSTEM SPECIFICATIONS		
Control Bus		Original bus (16-bit 8 MHz 10 megabytes per second)
Communication Bus		H.100 bus conformity (1024 time slots)
Switching		Non-blocking
Certification No:	TDE100/200	ACJMF03AKX-TDA100
Ringer Equivalence No:		0.3A
Facility Interface Code:		02LS2, 04DU9.BN/DN/1KN/1SN, METALLIC
Service Order Code:		9.0F, 6.0P
Power Input	PSU-S	100 V AC to 130 V AC; 1.4 A/200 V AC to 240 V AC; 0.8 A; 50Hz/60 Hz
	PSU-M	100 V AC to 130 V AC; 2.5 A/200 V AC to 240 V AC; 1.4 A; 50Hz/60 Hz
	PSU-L	100 V AC to 130 V AC; 5.1 A/200 V AC to 240 V AC; 2.55 A; 50Hz/60 Hz
Maximum Power Failure Tolerance		300 ms
Memory Backup Duration		7 years
Dialing	CO Line	Dial Pulse (DP) 10 pps, 20 pps Tone (DTMF) Dialing
	Extension	Dial Pulse (DP) 10 pps, 20 pps Tone (DTMF) Dialing
Mode Conversion		DP-DTMF, DTMF-DP
Ring Frequency		20 Hz/25 Hz (selectable)
Central Office Loop Limit		1600 Ω maximum
Operating Environment	Temperature	0 °C to 40 °C (32 °F to 104 °F)
	Humidity	10 % to 90 % (non-condensing)
Conference Call CO Line		From 10 × 3-party conference call to 4 × 8-party conference call
Music on Hold (MOH)		2 ports (Level Control: -11 dB to +11 dB in 1 dB steps) MOH1: External Music Source port MOH2: Selectable Internal/External Music Source port
Paging	Internal	Level Control: -15 dB to +6 dB in 3 dB steps
	External	2 ports (Volume Control: -15 dB to +15 dB in 1 dB steps)
Serial Interface Port	RS-232C	1 (maximum 115.2 kbps)
	RJ45	2
Extension Connection Cable	SLT	1-pair wire (T, R)
	DPT	1-pair wire (D1, D2) or 2-pair wire (T, R, D1, D2)
	APT	2-pair wire (T, R, D1, D2)
	PT-interface CS	1-pair wire (D1, D2)
	DSS Console and Add-on Key Module	1-pair wire (D1, D2)
Dimension	KX-TDE100	(13-1/3 in × 15-3/5 in × 10-3/4 in)
	KX-TDE200	(17-1/5 in × 16-3/5 in × 10-7/8 in)
Weight (when fully mounted)	KX-TDE100	Under 26.4 lbs.
	KX-TDE200	Under 35.2 lbs.

CHART #6

KX-TVA50 AND KX-TVA200 FEATURES	
System Features	Subscribers Features
Alternate Extension Group	Auto Receipt Conformation
Auto Forwarding	Automatic Log-in (APT/DPT Integration Only)
Automated Attendant	Autoplay New Message
Broadcasting Messages	Bookmark
Busy Coverage Mode	Call Transfer Status
Call Transfer to Outside	Callback Number Entry
Caller ID Call Routing (APT/DPT Integration Only)	Caller ID Callback (DPT Integration Only)
Caller ID Screening (APT/DPT Integration Only)	Calling a Beeper (Pager)
Caller Name Announcement—Personal (APT/DPT Integration Only)	Delete Message Confirmation
Caller Name Announcement—System (APT/DPT Integration Only)	External Message Delivery List
Class of Service (COS)	External Message Delivery Service
Company Greeting	Group Distribution List—Personal
Company Name	Group Distribution List—System
Covering Extension	Incomplete Call Handling Service
Custom Service	Live Call Screening (APT/DPT Integration Only)
Daylight Saving Time Assignment	Mailbox
Dialing by Name	Mailbox Capacity Warning
DID Call Routing (DPT Integration Only)	Message Transfer
E-mail Integration	One-touch Two-way Transfer (DPT Integration Only)
Extension Group	Personal Custom Service
Fax Management	Personal Greeting for Caller ID (APT/DPT Integration Only)
Hold	Personal Greetings
Holiday Service	Playback Volume/Speed Control
Intercom Paging (APT/DPT Integration Only)	Private Message
Interview Service	Receive Message
List All Names	Message Recovery
Logical Extension (All Calls Transfer to Mailbox)	Remote Call Forwarding Set (DPT Integration Only)
Message Delivery, Internal	Subscriber Tutorial
Message Reception Mode	Temporary Personal Greeting
Message Waiting Notification—Device	Timed Reminder Setting (DPT Integration Only)
Message Waiting Notification—Lamp	Toll Saver (APT/DPT Integration Only)
Multilingual Service	Two-way Record (APT/DPT Integration Only)
No Answer Coverage Mode	Two-way Transfer (APT/DPT Integration Only)
On Hold Announcement Menu	Unlimited Message Length
Operator Service	Urgent Message
PIN Call Routing	VM Menu (DPT Integration Only)
Play System Prompt After Personal Greeting	System Setting Features
Port Service	Auto Configuration (APT/DPT Integration Only)
Rotary Telephone Service	Custom Service Builder
Service Access Commands	Default Mailbox Template
Service Groups	Password Administration
System Clock	Recording by System Administrator
System Prompts	Service Mode
Time Service (day, night, lunch, and break)	System Backup/Restore
Trunk Service (Universal Port) (APT/DPT Integration Only)	System Reports
Voice Mail Service	System Security
	Time Synchronisation (DPT Integration Only)

NOTES

NOTES

NOTES

**Panasonic System Networks Company
of America**

Executive Offices:
Three Panasonic Way, Secaucus, NJ 07094
(201) 348-7000

www.panasonic.com/ecs

Panasonic Customer Service

9 am - 9 pm (EST) Mon. through Fri.
10 am - 7 pm (EST) Sat. and Sun.
1-800-211-PANA

TDE0409CAT