







PANASONIC COMMUNICATION SYSTEMS KX-TDE100/200 CONVERGED IP-PBX SYSTEMS, VOICE PROCESSING SYSTEMS AND ACD REPORTING SYSTEM


























© Panasonic Corporation of North America, 2008













PRODUCT CATALOG
Effective Date April 2008
Supersedes all Previous Price Lists









Panasonic
ideas for life









Model Number	Description	Per Master Carton		UPC Code 0-37988-
		Units	Weight	
KX-TDE CONVERGED IP PBX CONTROL UNITS				
*****IMPORTANT*****				
The KX-TDE100 and the KX-TDE200 are authorized dealer models. These models must be activated prior to installation. Only dealers who have successfully completed the KX-TDE Technical Training course and have a valid KX-TDE certification number can activate these systems. For detailed information on how to register a system please visit the www.kxtsupport.com website. If you are interested in becoming KX-TDE authorized dealer, please contact your local Panasonic Account Representative.				
KX-TDE100  	CONTROL UNIT Contains: 1 Cabinet with 6 Free Slots 1 Main Processor Unit with: 1 SD Card (Power Supply Not Included; See page 3) 4 Virtual Extension Slots 4 Virtual CO Slots 2CH Simplified Voice Mail Features (some features listed are optional) <ul style="list-style-type: none"> • Multi-Cell Wireless • VOIP Gateway with QSIG (Enhanced System Networking) • VOIP Extensions • PC-Based Programming • DXDP (Digital Extra Device Port) • Automatic Route Selection (ARS) • Toll Restriction • Caller ID (Name & Number) • ISDN Primary Rate Interface (PRI) with QSIG and T1 • Networking with Centralized Voice Mail • Voice Mail Integration • Uniform Call Distribution (UCD) • Direct Inward System Access (DISA) • Refer to charts 2, 3 and 4 for system capacities 	1	19.29 lbs.	85189-8
KX-TDE200  	CONTROL UNIT Contains: 1 Cabinet with 11 Free Slots 1 Main Processor Unit with: 1 SD Card (Power Supply Not Included; See page 3) 4 Virtual Extension Slots 4 Virtual CO Slots 2CH Simplified Voice Mail Features (some features listed are optional) <ul style="list-style-type: none"> • Multi-Cell Wireless • VOIP Gateway with QSIG (Enhanced System Networking) • VOIP Extensions • PC-Based Programming • Digital Extra Device Port DXDP • Automatic Route Selection (ARS) • Toll Restriction • Caller ID (Name & Number) • ISDN Primary Rate Interface (PRI) with QSIG and T1 • Networking with Centralized Voice Mail • Voice Mail Integration • Uniform Call Distribution (UCD) • Direct Inward System Access (DISA) • Refer to charts 2, 3 and 4 for system capacities 	1	26.12 lbs.	85190-4
CONTROL UNIT MOUNTING HARDWARE				
KX-A243X 	19" BRACKET FOR THE KX-TDE100 For mounting the KX-TDE100 cabinet in a 19" rack.	1	2.46 lbs.	85111-9
KX-A242X 	19" BRACKET FOR THE KX-TDE200 For mounting the KX-TDE200 cabinet in a 19" rack.	1	1.52 lbs.	85110-2

Model Number	Description	Per Master Carton		UPC Code 0-37988-
		Units	Weight	
SYSTEM POWER SUPPLIES (1 REQUIRED PER CONTROL UNIT)				
KX-TDA0103 	L-TYPE POWER SUPPLY Large plug in system power supply for use in the KX-TDE200 control unit. To determine the correct size power supply for your application, please refer to the Power Supply Sizing Chart #1.	1	7.58 lbs.	85020-4
KX-TDA0104 	M-TYPE POWER SUPPLY Medium plug in system power supply for use in the KX-TDE100 or KX-TDE200 control units. To determine the correct size power supply for your application, please refer to the Power Supply Sizing Chart #1.	1	6.92 lbs.	85021-1
KX-TDA0108 	S-TYPE POWER SUPPLY Small plug in system power supply for use in the KX-TDE100 control unit. To determine the correct size power supply for your application, please refer to the Power Supply Sizing Chart #1.	1	5.82 lbs.	85028-8
KX-TDE MPR CARD (FOR UPGRADING A TDA TO A TDE)				
KX-TDE0101 	KX-TDE MPR CARD Required to upgrade a KX-TDA100 or KX-TDA200 to a KX-TDE100 or KX-TDE200	1	.85 lbs.	85193-5
IPCMPR OPTIONS (REQUIRED FOR VIRTUAL EXTENSION PORTS)				
KX-TDE0110 	16-CHANNEL VOIP DSP CARD (DSP16) 16-channel digital signal processor card with one SHGW4 activation key and one IPPT8 activation key preinstalled. Compliant with ITU-T G.729a and G.711 CODEC methods. To be mounted on the IPCMPR card.	3	1.82 lbs.	85191-1
KX-TDE0111 	64-CHANNEL VOIP DSP CARD (DSP64) 64-channel digital signal processor card with four SHGW4 activation keys and four IPPT8 activation keys preinstalled. Compliant with ITU-T G.729a and G.711 CODEC methods. To be mounted on the IPCMPR card.	3	1.81 lbs.	85192-8
ACTIVATION KEYS				
KX-NCS4104 	4-CHANNEL IP TRUNK ACTIVATION KEY (SHGW4) Provides the activation key number and registration ID to download the SHGW4 activation key. Activates up to 4 IP Trunks (CO lines) via a V-IPGW16 card.	1	-	-
KX-NCS4208 	8-CHANNEL IP SOFTPHONE/IP PROPRIETARY TELEPHONE ACTIVATION KEY (IPPTS8) Provides the activation key number and registration ID to download the IPPTS8 activation key. Allows the use of 8 IP-PTs/IP softphones via a VIPEXT32 card.	1	-	-
KX-NCS4508 	8-CHANNEL IP PROPRIETARY TELEPHONE ACTIVATION KEY (IPPT8) Provides the activation key number and registration ID to download the IPPT8 activation key. Allows the use of 8 IP-PTs via a VIPEXT32.	1	-	-
KX-NCS4716 	16-CHANNEL SIP EXTENSION ACTIVATION KEY (SPE16) Provides the activation key number and registration ID to download the SPE16 activation key. Allows the use of 16 SIP Extensions via a VSIPEXT32 card.	1	-	-
KX-NCS4910 	ACTIVATION KEY FOR ENHANCED FEATURES (UCAV2) Provides the activation key number and registration ID to download the UCAV2 activation key. Upgrades software to use enhanced features.	1	-	-

Model Number	Description	Per Master Carton		UPC Code 0-37988-
		Units	Weight	
STATION CARDS				
KX-TDA0143 	4-PORT CELL STATION INTERFACE CARD (CSIF4) Required for multi-cell operation when using the (KX-TDA0152) Cell Stations. Supports up to 4 (KX-TDA0142) Cell Station. One card requires one free slot.	3	1.06 lbs.	85119-5
KX-TDA0144 	8-PORT CELL STATION INTERFACE CARD (CSIF8) Required for multi-cell operation when using the (KX-TDA0152) 3-channel Cell Station. Supports up to 8 Cell Stations (KX-TDA0152). 1 card requires 1 free slot.	3	3.81 lbs.	85024-2
KX-TDA0170 	8-PORT DIGITAL HYBRID LINE CARD (DHLC8) 8 ports per card. Supports KX-T7600, KX-T7400 (DPT), KX-T7700 (APT) series telephones. Single Line (SLT), DSS console, KX-T0158, KX-T0151 and KX-T0151 Cell Stations. 2 ports provide power failure transfer. 1 card requires 1 free slot.	3	4.45 lbs.	85027-3
KX-TDA0171 	8-PORT DIGITAL LINE CARD (DLC8) 8 ports per card. Supports KX-T7600 and KX-T7400 series telephone (DPT), DSS console, KX-T0158, KX-T0155 and KX-T0151 Cell Stations. 1 card requires 1 free slot.	3	4.92 lbs.	85028-0
KX-TDA0172 	16-PORT DIGITAL LINE CARD (DLC16) 16 ports per card. Support KX-T7600 and KX-T7400 series (DPT) Telephones, DSS consoles, KX-T0158, KX-T0155 and KX-T0151 Cell Station. 1 card requires 1 free slot.	3	4.32 lbs.	85029-7
KX-TDA0173 	8-PORT SINGLE LINE CARD (SLC8) 8 ports per card. Supports single line telephones (SLT). 2 ports are equipped with power failure transfer and 8 DTMF receivers. 1 card requires 1 free slot.	3	4.10 lbs.	85030-3
KX-TDA0174 	16-PORT SINGLE LINE CARD (SLC16) 16 ports per card. Supports single line telephones (SLT). 4 ports are equipped with power failure transfer and 16 DTMF receivers. 1 card requires 1 free slot.	3	4.38 lbs.	85031-0
KX-TDA0175 	16-PORT SINGLE LINE CARD WITH MESSAGE WAITING (MSLC16) 16 ports per card. Supports Single Line Telephones with and without Message waiting lights. 4 ports are equipped with power failure transfer. Also equipped with 16 DTMF receivers. 1 card requires 1 free slot.	3	4.69 lbs.	85032-7
KX-TDA0177 	16- PORT SLT CARD W/CID CIDS16 16 ports per card, supports single line telephones (SLT) with Message waiting lamps. Includes 4 power failure circuits. One Card requires one free slot. This card is useful in hotel applications where caller ID compatible single line guest room telephones are used.	3	4.1 lbs.	852000
KX-TDA0470 	16-CHANNEL IP EXTENSION CARD (IP-EXT16) The KX-TDA0470 is required when using IP Telephones (KX-NT136, KX-NT265, KX-NT343, KX-NT346 and IP Soft Phone). Each KX-TDA0470 card requires one free slot and supports up to 16 IP extensions. A maximum of 4 cards can be installed in the KX-TDE100 and 8 can be installed in the KX-TDE200.	1	1.10 lbs.	85128-7
CENTRAL OFFICE CARDS				
KX-TDA0180 	8-PORT LOOP START CO TRUNK CARD (LCOT8) 8 ports per card. 2 ports have power failure transfer. 1 card requires 1 free slot. 1 optional (KX-TDA0193) 8 port caller ID card can be mounted to support caller ID.	3	4.14 lbs.	85033-4
KX-TDA0181 	16-PORT LOOP START CO TRUNK CARD (LCOT16) 16 ports per card. 4 ports have power failure transfer. 1 card requires 1 free slot. Up to two optional (KX-TDA0193) 8 port caller ID cards can be mounted to support caller ID.	3	4.25 lbs.	85034-1









Model Number	Description	Per Master Carton		UPC Code 0-37988-
		Units	Weight	
KX-TDA0187 	T1 TRUNK CARD (T1) 24 ports per card. Channels assignable as LCO, GCO, DID, OPX or TIE (E&M). ANI and DID Supported. External Channel Service Unit (CSU) required. 1 card requires 1 free slot.	3	3.46 lbs.	85036-5
KX-TDA0290 	ISDN PRIMARY RATE INTERFACE (PRI 23) 23 ports per card. 23 B channels + 1 D channel. External Channel Service Unit (CSU) required. 1 card requires 1 free slot.	3	3.48 lbs.	85041-9
KX-TDA0484 	4-CHANNEL IP GATEWAY CARD (IP-GW4) Supports up to 4 IP connections for TDE system networking. H.323V.2, ITU-T, G.711 G729a and G.723.1 compliant. LAN interface 10 base T/100BASE T. 1 card requires 1 free slot.	1	1.79 lbs.	85120-1
KX-TDA0490 	16-CHANNEL IP GATEWAY CARD (IP GW16) Supports up to 16 IP connections for TDA system networking. H. 323V.2, ITU-T, G711, G729a and G.723.1 compliant. 1 card requires 1 free slot.	1	1.20 lbs.	85129-4
RESOURCE AND FEATURE CARDS				
KX-A258 	BLANK SLOT COVER Optional metal panel to cover unused free slots. One panel covers one slot. 5 panels per package.	3	3.48 lbs.	85066-2
KX-TDA0161 	4-PORT DOORPHONE CARD (DPH4) Required to connect doorphones (KX-T30865, KX-T7765, KX-T7775 and video intercom systems VL-GM201A and VL-GM301A). Supports up to 4 doorphones and door opener relays. Mounts on the KX-TDA0190 (OPB3) card.	3	1.65 lbs.	85025-9
KX-TDA0164 	4 EIO CARD (EIO4) Mounts on the KX-TDA0190 Optional 3-Slot Base card (OPB3). Contains 4 dry contact that allows you to control external devices such as a door strike or an automatic garage door-opener. You can also connect up to 4 external sensor devices.	3	.44 lbs.	85126-3
KX-TDA0166 	16-PORT ECHO CANCELLATION CARD (ECHO16) Provides echo cancellation for conference calls for up to 16 ports. Mounts on the KX-TDA0190 (OPB3) card.	3	1.36 lbs.	85026-6
KX-TDA0190 	OPTIONAL 3-SLOT BASE CARD (OPB3) This card is equipped with 3 connectors to receive the following option cards: 4 Channel Message Card (MSG4), 4-Port Doorphone Card (DPH4), and the 16-Port Echo Cancellation Card (ECHO16). Requires 1 slot. Mounts in the optional card slot or a free slot.	3	3.46 lbs.	85037-2
KX-TDA0191 	4-CHANNEL MESSAGE CARD (MSG4) Provides 4 ports for outgoing messages for DISA, Queuing, Wake-Up and internal hold melody. A maximum of 64 messages can be recorded with a maximum total recording time of 8 minutes. Mounted on the KX-TDA0190 (OPB3) card.	3	1.43 lbs.	85038-9
KX-TDA0168 	SINGLE LINE EXTENSION CALLER CARD (SLT CID) Mounts on the KX-TDA0173 8 Port Single Line Extension Card (SLC8) only. Allows the system to pass caller ID information to single line devices. Supports Bell/ETSI FSK only.	3	.33 lbs.	85127-0
KX-TDA0193 	8-PORT CALLER ID CARD (CID8) Required to receive Caller ID information from the CO. Each KX-TDA0193 activates caller ID on 8 CO lines. Mounts on the KX-TDA0180 and KX-TDA0181 Loop Start CO Cards.	3	1.47 lbs.	85039-6









Model Number	Description	Per Master Carton		UPC Code 0-37988-
		Units	Weight	
KX-TDA0194 	4-CHANNEL VOICE MESSAGE CARD Add simple Voice Mail to the system. Each user can be assigned a Mail Box. Extension user can record a personal greeting message to greet callers. The user can also play back and clear greeting messages and the voice messages left by callers. A maximum of 2 cards can be installed in the TDE100 or TDE200. Mounts on the KX-TDA0190 OPB3 Card. Requires V2.0 SW or higher.	3	1.31 lbs.	85205-5
OPTIONAL CTI SOFTWARE				
PHONE ASSISTANT SOFTWARE LICENSE PACKAGES				
KX-NCS1101 	PHONE ASSISTANT PROFESSIONAL (1-LICENSE) Includes 1 Phone Assistance Pro user license	3	1.4 lbs.	85222-2
KX-NCS1105 	PHONE ASSISTANT PROFESSIONAL (5-LICENSES) Includes 5 Phone Assistance Pro user licenses	3	1.4 lbs.	85223-9
KX-NCS1110 	PHONE ASSISTANT PROFESSIONAL (10-LICENSES) Includes 10 Phone Assistance Pro user licenses	3	4.6 lbs.	85224-6
KX-NCS1199 	PHONE ASSISTANT PROFESSIONAL (128-LICENSES) Includes 128 Phone Assistance Pro user licenses	1	1.4 lbs.	85225-3
KX-NCS1201 	PA STATUS 1 LICENSE PACK Includes 1 Phone Assistance Status Pro user license	3	4.6 lbs.	85226-0
KX-NCS9101 	PA IP SOFT PHONE 1 LICENSE PACK Includes 1 IP Soft phone user license. This license is required to integrate the IP softphone with PA pro. A PA Pro license is also required.	3	4.6 lbs.	85227-7
PC PHONE / IP SOFTPHONE / OUTLOOK TOOLBAR SOFTWARE				
KX-TDA0350 	PC PHONE / IP SOFTPHONE / OUTLOOK TOOLBAR AND MULTI-SITE PROGRAMMING SW LICENCE Contains 5 Licenses that can be used for PC Phone, IP Softphone or Outlook Toolbar. PC Phone software provides the user with the ability to use their PC to operate their telephones when connected to the KX-T7601 USB Expansion Module. To activate PC phone requires one license. The IP Softphone is software that allows you to use your PC as a telephone when connected to LAN, WAN or VPN. For IP Softphone to operate a KX-TDE100/200 must be connected to the same network. To fully activate the IP Softphone requires 4 licenses. To activate the Outlook Toolbar requires 2 licenses and a connection to the optional USB expansion module KX-T7601. Multi-site Programming SW licenses, Max 2 license's. 1st license supports 2-10 sites, a 2nd license is required to support from 11 to 100 sites.	1	1.69 lbs	85943-3









Model Number	Description	Per Master Carton		UPC Code 0-37988-
		Units	Weight	
PC CONSOLE SOFTWARE				
KX-TDA0300 	PC CONSOLE SOFTWARE Contains 1 PC Console License. PC Console software provides the user with the ability to use a PC as a system console. The PC must be connected to the KX-T7601 USB Expansion Module. Not for networking, for single system installations only.	1	1.69 lbs.	85943-3
OPTIONAL SYSTEM SOFTWARE				
KX-TDES01 	SD CARD FOR ENCRPTION Encrypts the voice packets providing a secure IP voice communications over the network using KX-NT300 series telephones. 1 required per system.	1	1.58lbs.	85199-7
MULTI-CELL WIRELESS				
KX-T0151  2.4 GHZ	2-CHANNEL CELL STATION (CS) 2-channel cell station for use with multi-cell wireless feature in the KX-TDE100 and KX-TDE200. The KX-T0151 connects directly to an extension port to the DHLC and DLC cards in the KX-TDE100/200. Supports the KX-TD7694, KX-TD7684 and KX-TD7690 telephones.	3	4.09 lbs.	85202-4
KX-TDA0152  2.4 GHZ 	3-CHANNEL CELL STATION (CS) 3-channel cell station unit. Connects to the KX-TDA0143 4-port cell station and KX-TDA0144 8-port Cell Station Interface card. Required for multi cell wireless systems. Supports the KX-TD7694, KX-TD7684 and KX-TD7690 telephones.	3	4.04 lbs.	85203-1
KX-T0155  DECT	2-CHANNEL DECT CELL STATION (DCS) 2 port cell station for use with multi-cell wireless feature in the KX-TDE100 and KX-TDE200. The KX-T0155 connects directly to an extension port to the DHLC and DLC cards in the KX-TDE100/200. Supports the KX-T7695 and KX-T7685 D.E.C.T. telephones only.	3	4.09 lbs.	85229-1
KX-T0158  DECT 	8-CHANNEL DECT CELL STATION (DCS) 8-channel cell station for use with multi-cell wireless feature in the KX-TDE100 and KX-TDE200. The KX-T0158 connects directly to an extension ports to the DHLC and DLC cards in the KX-TDE100/200. Supports the KX-T7695 and KX-T7685 D.E.C.T. telephones only.	3	4.3 lbs.	85204-8







Model Number	Description	Per Master Carton		UPC Code 0-37988-
		Units	Weight	
KX-TD7684  2.4 GHZ	2.4 GHZ MULTI CELL WIRELESS HANDSET <ul style="list-style-type: none"> • Speaker phone with Auto Answer • Ring, Melodies and Vibration mode • Large Back lit LCD • Navi-key operation • PBX functionality support • Headset jack 	3	5.89 lbs.	85219-2
KX-TD7694 	COMPACT 2.4 GHZ MULTI CELL WIRELESS HANDSET <ul style="list-style-type: none"> • Speaker phone with Auto Answer • Ring, Melodies and Vibration mode • Large Back lit LCD • Navi-key operation • PBX functionality support • Headset jack 	3	5.54 lbs.	85221-5
KX-TD7690  2.4 GHZ	2.4 GHZ EXECUTIVE MULTI-CELL WIRELESS HANDSET <ul style="list-style-type: none"> • 5-Line LCD with Back-Light • Navi-key operation • Supports PBX Functionality • Headset Jack • Speakerphone • Vibrator Mode • Auto Answer 	3	5.31 lbs.	85060-0
KX-TD7685  DECT	DECT MULTI CELL WIRELESS HANDSET <ul style="list-style-type: none"> • Speaker phone with Auto Answer • Ring, Melodies and Vibration mode • Large Back lit LCD • Navi-key operation • PBX functionality support • Headset jack 	3	5.89 lbs.	85218-0
KX-TD7695 	COMPACT D.E.C.T. MULTI CELL WIRELESS HANDSET <ul style="list-style-type: none"> • Speaker phone with Auto Answer • Ring, Melodies and Vibration mode • Large Back lit LCD • Navi-key operation • PBX functionality support • Headset jack 	3	5.5 lbs.	85220-8
KX-A269	CARRYING CASE FOR KX-TD7690 Black carrying case with belt clip for the KX-TD7690.	12	1.55 lbs.	85065-5
PSZZTD142CE	SITE SURVEY CELL STATION BATTERY PACK Used to power the KX-TDA0142, the KX-T0152, the KX-T0141 or the KX-T0151 Cell Station, for site surveys. The Cell Station, along with a KX-TD7680, KX-TD7690, KX-TD7684 or KX-TD7694 is used as a tool to assist the installer in determining coverage and placement of the cell stations. Must be purchased from the Panasonic Parts Center at: 800-833-9626.	N/A	N/A	N/A




Model Number	Description	Per Master Carton		UPC Code 0-37988-
		Units	Weight	
PSZZ1TDA0142	BATTERY PACK CELL STATION CONNECTOR Consists of a connector to connect the Cell Station battery pack to Cell Station when doing site surveys. 1 required with the Cell Station Battery Pack Must be purchased from the Panasonic Parts Center at: 800-833-9626.	N/A	N/A	N/A
PROPRIETARY WIRELESS TELEPHONES				
KX-TD7896 KX-TD7896-W	2.4GHZ FREQUENCY HOPPING SPREAD SPECTRUM (FHSS) MULTI-LINE TELEPHONE WITH BLUE BACKLIT LCD DISPLAY 2.4 GHz Frequency Hopping Spread Spectrum (FHSS), 6 Line Multifunction Blue Backlit LCD Display • 12 Programmable CO Line/ Feature/DSS Positions, Joystick Navigation Key, Speakerphone with Auto Answer, Caller ID Compatible, Message Waiting Indicator, Headset Jack and Belt Clip. 25 Channel Auto Scanning, Separate Charging Unit, Separate Wall Mountable Base Antenna, Programmable Ring, Melody or Vibrator • One Nickel Metal Hydride Battery Included • Maximum of 4 per Installation	3	11.4 lbs.	82591-2
 <i>Blue Backlit LCD Display</i>	AVAILABLE IN WHITE KX-TD7896-W	3	11.4 lbs.	White 82630-8
KX-NT300 SERIES IP TELEPHONES				
****FOR USE WITH THE KX-TDE VIRTUAL MPR EXTENSION PORTS ONLY****				
KX-NT366 KX-NT366-B	4 X 12 BUTTON 6-LINE BACKLIT LCD DISPLAY IP TELEPHONE • 4 x 12-Self labeling, Programmable Keys • Digital Duplex Speakerphone • 2 Ethernet Ports (100Base-T) • Power Over Ethernet (PoE) or with KX-A239 AC Power Adaptor • Blue tooth compatible with KX-NT307 Adaptor KX-NT366-B BLACK VERSION	3	11.77 lbs.	85206-2
 				Black 85207-9
KX-NT346 KX-NT346-B	6-LINE BACK-LIT LCD DISPLAY IP TELEPHONE • 24 Programmable Keys • Digital Duplex Speakerphone • 2 Ethernet Ports (100Base-T) • Power Over Ethernet (PoE) or with KX-A239 AC Power Adaptor • Blue tooth compatible with KX-NT307 Adaptor KX-NT346-B BLACK VERSION	3	11.51 lbs.	85208-6
 				Black 85209-3
KX-NT343 KX-NT343-B	3-LINE BACK-LIT LCD DISPLAY IP TELEPHONE • 24 Programmable Keys • Digital Duplex Speakerphone • 2 Ethernet Ports (100Base-T) • Power Over Ethernet (PoE) or with KX-A239 AC Power Adaptor • Blue tooth compatible with KX-NT307 Adaptor KX-NT343-B BLACK VERSION	3	11.34 lbs.	85210-9
 				Black 85211-6

Model Number	Description	Per Master Carton		UPC Code 0-37988-
		Units	Weight	
KX-NT303 KX-NT303-B  	12-KEY ADD ON MODULE <ul style="list-style-type: none"> • 12 programmable keys • Compatible with the KX-NT346 and the KX-NT343 only KX-NT303-B BLACK VERSION	3	2.65 lbs.	85212-3 Black 85213-0
KX-NT305 KT-NT305-B  	60-KEY ADD ON MODULE <ul style="list-style-type: none"> • 60 programmable keys • Compatible with the KX-NT346 and the KX-NT343 only KX-NT305-B BLACK VERSION	3	6.36 lbs.	85214-7 Black 85215-4
KX-NT307	BLUETOOTH MODULE <ul style="list-style-type: none"> • Required to make the KX-NT366, 346 and 343 IP Telephones Bluetooth Compatible 	3	1.01 lbs.	85216-1
KX-A239	AC ADAPTOR FOR KX-NT300 SERIES TELEPHONES <ul style="list-style-type: none"> • Includes one Adaptor for use with KX-NT300 Series telephones 	3	1.67 lbs.	85217-8
IP TELEPHONES (FOR USE WITH KX-TDA0470 (IP-EXT16) ONLY)				
KX-NT265 KX-NT265-B  	8 BUTTON IP TELEPHONE WITH 1 LINE LCD DISPLAY AND SPEAKER PHONE <ul style="list-style-type: none"> • 8 Programmable Buttons, • 11 fixed buttons for Intercom, Program, Message, Flash/Redial, Auto Answer/Mute, Auto Dial/Store, Volume, Hold, Redial and Speakerphone • Headset Jack • Wall Mountable • Available in White (KX-NT265) or Charcoal (KX-NT265-B). Requires KX-TDA0470 16 channel IP extension card to be installed in KX-TDE100 or KX-TDE200 and connected to the same network. The KX-NT265 can be powered through the LAN (POE) or an optional power adaptor KX-A237 (sold separately). KX-NT265-B BLACK VERSION	3	8.24 lbs	85174-4 Black 85175-1
KX-NT136 KX-NT136-B  	24 BUTTON IP TELEPHONE WITH 6-LINE LCD DISPLAY AND SPEAKER PHONE <ul style="list-style-type: none"> • 24 Programmable buttons • 12 fixed buttons for (Intercom, Conference, Pause, Forward/Do Not Disturb, Flash/Recall, Auto Answer/Mute, Auto Dial/Store, Hold, Transfer, Message, Redial, Flash/Recall and Speakerphone). Also equipped with a Navigation Key • Headset Jack • Wall Mounted. The KX-NT136 IP telephone can only be connected to a managed wide a or local area network. Requires KX-TDA0470 16 channel IP extension card to be installed in KX-TDE100 or KX-TDE200 and connected to the same network. The KX-NT136 can be powered through the LAN (POE) or an optional power adaptor KX-A237 (sold separately) KX-NT136-B BLACK VERSION	3	3.46 lbs.	85130-0 Black 85131-7


Model Number	Description	Per Master Carton		UPC Code 0-37988-
		Units	Weight	
KX-A237 	AC ADAPTOR FOR THE KX-NT136 AND KX-NT265 Includes one adaptor for use with one KX-NT136 or KX-NT265 IP telephones. Required if power is not supplied over the network (POE).	3	.84 lbs.	85132-4
KX-T7600 SERIES DIGITAL SYSTEM TELEPHONES (FOR USE WITH KX-TDA AND KX-TDE SYSTEMS ONLY)				
KX-T7601 KX-T7601-B 	USB EXPANSION MODULE For connecting the KX-T7636 and KX-T7633 telephones to a PC. Required for use with PC Phone, Outlook Toolbar KX-TDA350 and PC console KX-TDA0300 software. Included with the module is a 6' USB cable and a CD containing a 90 day free trial KX-TDA350 PC Phone. Max of one USB module per telephone.	5	3.52 lbs.	85046-4
	KX-T7601-B: BLACK VERSION	5	3.52 lbs.	Black 85047-1
KX-T7603 KX-T7603-B  	12 KEY ADD-ON MODULE Attaches to the KX-T7636 and KX-T7633 telephones. <ul style="list-style-type: none"> • Adds an additional 12 CO keys/feature keys. • Only one can be added per telephone. 	3	3.13 lbs.	85048-8
	KX-T7603-B: BLACK VERSION	3	3.13 lbs.	Black 85049-5
KX-T7667 KX-T7667-B   <i>Backlit LCD Display</i>	DIGITAL 12 BUTTON SPEAKERPHONE WITH 1 LINE BACKLIT LCD DISPLAY <ul style="list-style-type: none"> • 12 Programmable Buttons (CO/Personal/Feature) • 10 fixed buttons for (Intercom, Conference, Program, Voice Mail, Pause, Forward / Do Not Disturb, Flash/Recall, Auto Answer/Mute, Auto Dial/Store and Redial) • 3 large buttons for Hold transfer and speakerphone • Navigation Key for Volume, Display Contrast and Function selection • Headset Jack • Wall Mountable 	3	7.50 lbs.	51713
	KX-T7667-B: BLACK VERSION	3	10.1 lbs.	White 51720
KX-T7625 KX-T7625-B  	DIGITAL 24-BUTTON SPEAKERPHONE <ul style="list-style-type: none"> • 24 programmable CO keys with dual color LEDs • Volume key • Hands-free Speakerphone • Large message/ringing lamp (red/green) • Headset jack • XDP/DXDP Jack for adding another KX-T7600 DPITS or SLT extension 	3	10.1 lbs.	85050-1
	KX-T7625-B: BLACK VERSION	3	10.1 lbs.	Black 85051-8



Model Number	Description	Per Master Carton		UPC Code 0-37988-
		Units	Weight	
KX-T7630 KX-T7630-B  	DIGITAL 24-BUTTON SPEAKERPHONE WITH 3 LINE LCD DISPLAY <ul style="list-style-type: none"> • 3-line x 24-character LCD • 24 programmable CO keys with dual color LEDs • Navigator key • Hands-free Speakerphone • Large message/ringing lamp (red/green) • Headset jack • XDP/DXDP Jack for adding another KX-T7600 DPITS or SLT extension 	3	10.4 lbs.	85052-5
	KX-T7630-B: BLACK VERSION	3	10.4 lbs.	Black 85053-2
KX-T7633 KX-T7633-B   <i>Backlit LCD Display</i>	DIGITAL 24-BUTTON SPEAKERPHONE WITH 3 LINE BACKLIT LCD DISPLAY <ul style="list-style-type: none"> • 3-line x 24-character back-light LCD Display • 24 programmable CO keys with dual color LEDs • Navigator key • Hands-free speakerphone • Large message/ringing lamp (red/green) • Headset jack • Compatible with optional 12-CO keys interface (KX-T7603). • XDP/DXDP Jack for adding another KX-T7600 DPITS or SLT extension • Compatible with KX-T7601 USB Module 	3	10.4 lbs.	85054-9
	KX-T7633-B: BLACK VERSION	3	10.4 lbs.	Black 85055-6
KX-T7636 KX-T7636-B   <i>Backlit LCD Display</i>	DIGITAL 24-BUTTON 6 LINE BACKLIT LCD SPEAKERPHONE <ul style="list-style-type: none"> • 6-line x 24-character back-light LCD Display • 24 programmable CO keys with dual color LEDs • Navigator key • Hands-free speakerphone • Large message/ringing lamp (red/green) • Headset jack • Compatible with optional 12-CO keys interface (KX-T7603). • XDP/DXDP Jack for adding another KX-T7600 DPITS or SLT extension • Compatible with KX-T7601 USB Module 	3	10.4 lbs.	85056-3
	KX-T7636-B: BLACK VERSION	3	10.4 lbs.	Black 85057-0
KX-T7640 KX-T7640-B  	DIGITAL DSS CONSOLE (60-DSS) <ul style="list-style-type: none"> • 60 Direct Station Selection (DSS)/Busy Lamp Field (BLF) • Wall mountable • Physically attach to Digital System Telephone by a screw (A DSS Console requires 1 Digital System Telephone extension port) • No restrictions for programmable Flex Keys • For all T7600 series models 	3	7.29 lbs.	85058-7
	KX-T7640-B: BLACK VERSION	3	7.29 lbs.	Black 85059-0
KX-T7700 SERIES PROPRIETARY SYSTEM TELEPHONES				

Model Number	Description	Per Master Carton		UPC Code 0-37988-
		Units	Weight	
KX-T7750 KX-T7750-B 	24-BUTTON MONITOR TELEPHONE <ul style="list-style-type: none"> • 24 Programmable Buttons • 12 CO & 12 Personal/Feature, 10 fixed buttons for (Intercom, Conference, Program, Voice Mail, Pause, Forward/Do Not Disturb, Flash/Recall, Auto Answer/Mute, Auto Dial/Store and Redial) • 3 large buttons for Hold, Transfer and Monitor • Volume Control for Speaker, Ringer and Handset • Headset Jack • Wall Mountable 	3	1.28 lbs.	50136-0
	KX-T7750-B: BLACK VERSION	3	1.28 lbs.	Black 50143-0
KX-T7720 KX-T7720-B 	24-BUTTON SPEAKERPHONE TELEPHONE <ul style="list-style-type: none"> • 24 Programmable Buttons • 12 CO & 12 Personal/Feature, 10 fixed buttons for (Intercom, Conference, Program, Voice Mail, Pause, Forward/Do Not Disturb, Flash/Recall, Auto Answer/Mute, Auto Dial/Store and Redial) • 3 large buttons for Hold, Transfer and Speakerphone, Volume Control for Speaker, Ringer and Handset • Headset Jack • Wall Mountable 	3	2.46 lbs.	50051-0
	KX-T7720-B: BLACK VERSION	3	2.46 lbs.	Black 50068-0
KX-T7731 KX-T7731-B  <i>Backlit Dial Keypad & LCD Display</i>	24-BUTTON SPEAKERPHONE TELEPHONE WITH BACKLIT DIAL KEYPAD AND 1 LINE BACKLIT LCD DISPLAY <ul style="list-style-type: none"> • 24 Programmable Buttons (12 CO & 12 Personal/Feature) • 10 Fixed Buttons for (Intercom, Conference, Program, Voice Mail, Pause, Forward/Do Not Disturb, Flash/Recall, Auto Answer/Mute, Auto Dial/Store and Redial) Plus 3 Large Buttons for Hold Transfer and Speakerphone • Navigation Key for Volume, Display Contrast and Function Selection, Headset Jack, Wall Mountable 	3	2.56 lbs.	85114-0
	KX-T7731-B: BLACK VERSION	3	2.56 lbs.	Black 85115-7
KX-T7740 KX-T7740-B 	48-BUTTON DSS CONSOLE <ul style="list-style-type: none"> • 32 DSS keys w /LED'S • 16 Feature keys wo/LED'S • Wall Mountable 	3	1.28 lbs.	50099-0
	KX-T7740-B: BLACK VERSION	3	1.28 lbs.	Black 50105-0
DOOR PHONES				
KX-T30865-W KX-T30865-B 	STANDARD DOOR PHONE <ul style="list-style-type: none"> • Surface Mountable • Water Resistant 	3	1.9 lbs.	50167-0
	KX-T30865-B: BLACK VERSION	3	1.9 lbs.	Black 50179-0
KX-T7765 	DOORPHONE WITH LUMINUS BUTTON Compatible with Panasonic KX-TD, KX-TA, KX-TAW, KX-TDA and KX-TDE systems The button is luminus. It glows for a period of time after exposure to light.	3	3.01 lbs.	85234-5

Model Number	Description	Per Master Carton		UPC Code 0-37988-
		Units	Weight	
KX-T7775 	PREMIUM DOORPHONE Can be surface or recessed mounted in most plastic single gang electrical boxes. Optional decorative metal faceplates KX-A401 and 402 can be installed. Includes doorphone and power adaptor assembly. Offers twice the wiring distance of the standard KX-T30865 doorphone.	3	1.72 lbs.	85122-5
KX-A401 	POLISHED BRASS FACEPLATE Mounts over the face of the KX-T7775 premium doorphone. Includes matching mounting hardware.	3	.25 lbs.	85123-2
KX-A402 	BRUSHED STAINLESS STEEL FACEPLATE Mounts over the face of the KX-T7775 premium doorphone. Includes matching mounting hardware.	3	.25 lbs.	85124-9

KX-TVA VOICE PROCESSING SYSTEM CONTROL UNITS

KX-TVA50 	BASIC CABINET: The KX-TVA50 is a Voice Processing System (VPS) that supports both Voice Mail and Automated Attendant Service. The system can be installed using DPITS, APITS and In-band Integration. The basic cabinet is configured as follows: <ul style="list-style-type: none"> • 2 ports expandable to 6 ports using either the KX-TVA502 or the KX-TVA503 Cards • 4 hours of storage expandable to 8 hours using the KX-TVA524 • 64 Mailboxes • 1 USB port Major Features <ul style="list-style-type: none"> • Automated Attendant Service • Email Integration • Windows Based PC Programmable (On Site and Remote) • Optional Remote Modem Card • Proprietary Telephone Voice Mail Menu • Live Call Screening • Intercom Paging • Interview Service • Multi-lingual Voice Prompts • Paging Notification with Call Back Number • Variable playback volume/speed with pause • Two-way record • Personal Greeting For Caller ID • Caller ID Call Routing and Name Announce 	1	6.91 lbs.	85146-1
---	--	---	-----------	---------

<p>KX-TVA200</p> 	<p>BASIC CABINET: The KX-TVA200 is a Voice Processing System (VPS) that supports both Voice Mail and Auto Attendant services. The system can be installed using DPITS. Only the basic cabinet is initially configured as follows:</p> <ul style="list-style-type: none"> • 4 ports expandable to 24 ports using KX-TVA204 Cards • 1000 hours of Storage • 1024 Mailboxes • USB and RS232 ports <p>Major Features</p> <ul style="list-style-type: none"> • Automated Attendant Service • Email Integration • Windows Based PC Programmable (On Site and Remote) • Optional Remote Modem Card • Proprietary Telephone Voice Mail Menu • Live Call Screening • Intercom Paging • Interview Service • Multi-lingual Voice Prompts • Paging Notification with Call Back Number • Variable playback volume/speed with pause • Two-way record • In-band Integration • Personal Greeting For Caller ID • Caller ID Call Routing and Name Announce 	1	12.28 lbs.	85143-0
KX-NCV200 ACD REPORT SERVER VOICE MAIL SYSTEM				
<p>KX-NCV200</p> 	<p>BASIC CABINET: The KX-NCV200 is an ACD Report Server with Voice Mail and Auto Attendant. The basic cabinet is configured as follows:</p> <ul style="list-style-type: none"> • 4 ports expandable to 24 ports using KX-TVA204 Cards • 1000 hours of Storage • 1024 Mailboxes • USB and R5232 Ports <p>Features</p> <ul style="list-style-type: none"> • ACD Monitoring and Reporting Software • Email Integration • Automated Attendant Service • Windows Based PC Programmable (On Site and Remote) • Optional Built-in Remote Modem Card • Proprietary Telephone Voice Mail Menu • Live Call Screening • Intercom Paging • Interview Service • Multi-lingual Voice Prompts • Paging Notification with Call Back Number • Variable playback volume/speed with pause • Two-way record • In-band Integration • Personal Greeting For Caller ID • Caller ID Call Routing and Name Announce 	1	8.59 lbs.	851881
KX-TVA50, KX-TVA200 & KX-NCV200 EXPANSION AND FEATURE CARDS				
<p>KX-TVA502</p>	<p>2 PORT DPT/APT/SLT INTERFACE CARD For use with the KX-TVA50 only. Supports DPITS, APITS and In-band integration. Expands the port capacity of the system by 2 ports. A maximum of 2 cards can be installed in the KX-TVA50.</p>	3	0.61 lbs.	85147-8
<p>KX-TVA503</p>	<p>2 PORT DPT INTERFACE CARD For use with the KX-TVA50 only. Supports DPITS integration only. Expands the port capacity of the system by 2 ports. A maximum of 2 cards can be installed in the KX-TVA50.</p>	3	0.61 lbs.	85148-5

KX-TDE CONVERGED IP-PBX SYSTEM FEATURE LIST

System Features	KX-TDE100	KX-TDE200
Absent Message Capability	X	X
Account Code Entry (Forced Verified)	X	X
Account Code Entry (Optional)	X	X
A.R.S. (Automatic Route Selection)	X	X
Automated Attendant (with DISA/OGM)	X	X
Automatic Answer, Intercom and Transferred Calls	X	X
Automatic CO Hunting	X	X
Automatic Fault Logging	X	X
Automatic Rerouting of VoIP Calls to Public CO	X	X
B.G.M. (Back Ground Music) Jack	X	X
Call Back Busy	X	X
Call Forwarding	X	X
Call Hunting (Terminal or Circular)	X	X
Call Log	X	X
Call Parking Zones	100	100
Call Park Retrieve	X	X
Call Pick Up	X	X
Call Transfer/Transfer Recall	X	X
Call Waiting	X	X
Caller ID, Call Logging	X	X
Caller ID, Call Log Lock	X	X
Caller ID, Callback	X	X
Caller ID, Call Waiting	X	X
Caller ID, Date and Time Adjust	X	X
Caller ID (Name and/or Number)	X	X
Caller ID TO SLT	X	X
Class of Service	64	64
Cellular Phone XDP Parallel	X	X
Centralized VM (Requires KX-TVA200 VP system)	X	X
CO access through VoIP using PIN	X	X
CO Limited Duration Timer	X	X
CO Line Names	X	X
CO Line Status (Two Color LED)	X	X
Common extension numbering plan for two PBXs	X	X
Conference Calling (3-8 Party)	X	X
Data Line Security (for Fax or Modem)	X	X
Data and Time Display	X	X
Delayed Ringing	X	X
Direct in Dial (DID)	X	X
D.I.L. (Direct in Line)	X	X
DISA automatic access by cellular phone	X	X
D.I.S.A. (Direct Inward System Access)	X	X
D.I.S.A. Single Digit Access	X	X
Distinctive Ringing Tone (CO, Intercom)	X	X
Distinctive Ring Tone (Doorphones)	X	X
D.N.D. (Do Not Disturb)	X	X
Do Not Disturb Override	X	X
Door Intercoms/Door Opener Contacts	8	16

X = Yes

Units, Weights and Specifications subject to change.

KX-TDE CONVERGED IP-PBX SYSTEM FEATURE LIST

System Features	KX-TDE100	KX-TDE200
DSS/BLF Consoles	X	X
Dual Port Usage (Parallel SLT Station)	X	X
Duration Time of Call Display	X	X
DXDP (Version 1.1)	X	X
Electronic Station Lock	X	X
Emergency Call Number Programming	X	X
End of call detection for analog CO-CO by DISA	X	X
Extension Groups	X	X
Extension Name on Display When Idle	X	X
Executive Hold	X	X
Executive Override	X	X
Executive Override Deny	X	X
External Modem Support	X	X
External Paging Ports	X	X
External Sensor Input	X	X
Flexible CO Keys (DSS/BLF, One Touch Dial)	X	X
Flexible DSS Keys (One Touch, Feature Access)	X	X
Flexible Key Assignments	X	X
Flexible Line Assignment	X	X
Flexible Night Service/Programmable/Manual	X	X
Flexible Ringing Assignment (Day, Night)	X	X
Flexible Ring Assignment (Lunch)	X	X
Flexible Station Numbering	X	X
Hands-Free Answer Back Intercom	X	X
Handset/Headset-Display Phones	X	X
Hold	X	X
Hold Recall/Hold Reminder	X	X
Hotel/Motel Features	X	X
Message Waiting	X	X
Remote Station Lock	X	X
Room Wake-Up	X	X
Room Status	X	X
SMDR for External Hotel Application	X	X
ICD group call distribution to longest idle extension	128	128
ICD group proprietary telephone simultaneous ring	128	128
ICD group ring with cellular phones	X	X
ICD groups	X	X
ICD groups members	X	X
Incoming call log for answered ICD group call	X	X
Industry Standard Telephone Capability	X	X
Internal Paging (All Call Paging)	X	X
Internal Paging (Zone Paging)	X	X
ISDN Primary Rate Interface (PRI) with QSIG	X	X
Last Number Redial	X	X
Limited Call Duration	X	X
Live Call Screening (DPITS only)	X	X
Live Call Screening, Remote (DPITS only)	X	X
Login/Logout (Hunt, Ring, UCD)	X	X

X = Yes

Units, Weights and Specifications subject to change.

KX-TDE CONVERGED IP-PBX SYSTEM FEATURE LIST

System Features	KX-TDE100	KX-TDE200
Login/Logout	X	X
Lunch/Break Mode	X	X
Memory Back-up	X	X
Message Waiting—Proprietary Phones	X	X
Message Waiting SLT	X	X
Military Time Display	X	X
M.O.H. (Music on Hold)	X	X
Multi-Cell Wireless (2.4GHZ and D.E.C.T. 6.0)	X	X
Multilingual Displays (5)	X	X
Multiple Voice Mail Lamps	X	X
Network Call Forward for PRI23 QSIG	X	X
Network Call Transfer for PRI23 QSIG	X	X
Network DSS, 250 keys for 8 TDA PBXs	X	X
Network ICD group	X	X
Off-Hook Tone Signaling	X	X
Off-Hook Monitoring (KX-T7431, 7433, 7436, 7600 Series)	X	X
Off-Hook Voice Announce (KX-T7235, T7436, 7600 Series)	X	X
On-Site Programming Diagnostics	X	X
Operator Call	X	X
Portable Station roaming (using network ICD group)	X	X
Power Failure Transfer	X	X
Pre-Selection (Central Office or Intercom)	X	X
Privacy Release	X	X
Quick Dialing	X	X
Remote Programming and Diagnostics	X	X
Remote Station Lock Control	X	X
Ring Groups	X	X
Ring Groups DISA	X	X
Ringing Line Preference	X	X
Saved Number Redial	X	X
Secret Dialing	X	X
Seven Day ARS Time Tables	X	X
SIP Extension Support	X	X
SIP Co Support	X	X
S.M.D.R. (Station Message Detail Recording)	X	X
Station Name Display	X	X
Station to Station Messaging	X	X
Station Speed Dial Numbers (10)	X	X
System Speed Dial Numbers (32 Digits 1000 Entries/Tenant)	X	X
Simplified Voicemail (SVM) Built into MPR	X	X
TAPI Compliant	X	X
Tenant Service (up to 8)	X	X
T1 Interface	X	X
T.A.F.A.S. (Trunk Answer from any Station)	X	X
Toll Restriction	X	X
Toll Restriction Override	X	X
Tone/Pulse Conversation	X	X
Tone/Pulse Dialing (By CO Line)	X	X

X = Yes

Units, Weights and Specifications subject to change.

KX-TDE CONVERGED IP-PBX SYSTEM FEATURE LIST		
System Features	KX-TDE100	KX-TDE200
Transfer from cellular phone	X	X
Transfer (Screened/Unscreened)	X	X
Trunk Groups	X	X
Two-Way Record (DPITS)	X	X
Two-Way Transfer (DPITS)	X	X
Unattended Conference Call	X	X
Uniform Call Distribution without OGM	X	X
Uniform Call Distribution with OGM	X	X
Voice Mail, Automatic Configuration (DPITS only)	X	X
Voice Mail In-System Card	4	4
Voice Mail Integration (Inband)	X	X
Voice Mail Integration (DPITS)	X	X
Voice Mail Systems Connection Capacity	2	2
VOIP Gateway	X	X
VOIP Extension	X	X
Walking Class of Service	X	X
Whisper OHCA	X	X
Wrap-up for outgoing call	X	X

X = Yes

CHART #1

KX-TDE100 & KX-TDE200 POWER SUPPLY

It is necessary to select the proper power supply for the system in accordance with the type and number of extensions that are connected to the system. There are 3 power supply options; S = Small, M = Medium and L = Large. To calculate the size of the power supply required for your application, you must determine the type of telephone extensions you plan to use. Then using the telephone equipment power factor "B" portion of the chart below, calculate the point value for each and add up all the points. Using the Power Supply Maximum Power Factor "A" portion of the chart below, match up the points calculated with the correct power supply. The power supply value must be greater than the total points calculated for the telephone equipment. (When in doubt use the larger power supply.)

A - Power Supply Maximum Power Factors

Power Supply Model	TDE100		TDE200	
	KX-TDA0108 (S Type)	KX-TDA0104 (M Type)	KX-TDA0104 (M Type)	KX-TDA0103 (L Type)
Maximum Power Factor	64	128	128	512

B - Telephone Equipment Power Factor

Telephone Equipment	Point Value For Each	
T7600 Digital Series (KX-TDA Digital System Phones)	1	
KX-T7400 & KX-T7200 Digital Series (KX-TD Digital System Phones)	4	
KX-T7000, KX-T7300, KX-T7700 Series and DSS Consoles (KX-T & KX-TA Hybrid System Phones)	4	
IP Telephones (KX-NT SERIES)	0	
SIP Extensions	0	
SLT* Cards (Single Line Telephones)	SLC8	8
	SLC16	16
	MSLC16	16
	DHLC8	8
Cell Station (KX-T0151, KX-T0155, & KX-TDA0152)	4	
High density cell station (1 unit)	8	
KX-TVA & KX-NCV Voice Mail Port Connection (2 ch)	1	

* Calculation must be based on the number of cards, not the number of telephones.

Maximum Optional Service Cards

The following number of cards can be installed in the Free Slots or Virtual Slots of the PBX.

Cards Installed in Free Slots or Virtual Slots

Card Type	Maximum Number	
	KX-TDE100	KX-TDE200
IPCMPR	1	1
CO Line Card	6	8
Virtual CO Line Card	4	4
V-IPGW16	2	2
Physical CO Line Card	Total 6 ^{*1}	Total 8 ^{*2}
LCOT8	6	8
LCOT16		
T1	4	4
PRI23		
IP-GW4E	4	4
IP-GW16		
Extension Card	6	8
Virtual Extension Card	4	4
V-IPEXT32	2	2
V-SIPEXT32	4	4
Physical Extension Card	Total 6	Total 8
DHLC8	6	8
DLC8		
DLC16		
SLC8		
SLC16		
MSLC16		
IP-EXT16		
CSIF4	4	4
CSIF8		
OPB3	4	4

*1 When installing T1 and PRI23 cards, make sure that the number of these cards × 2 + the number of the other cards (including IP-GW4E cards) does not exceed 8.

*2 One T1 or PRI23 card counts as 2 cards.

Cards Mounted on Other Optional Service Cards

Card Type	Maximum Number		Mounted on
	KX-TDE100	KX-TDE200	
DSP16	1	1	IPCMPR Card
DSP64			
RMT			
EXT-CID	6	8	SLC8 Card
DPH4	4	4	OPB3 Card
ECHO16	2 ^{*1}	2 ^{*1}	
MSG4	4	4	
EIO4	4	4	

*1 Only 1 ECHO16 card can be mounted on each OPB3 card.

CHART #3

Maximum CO Line and Extensions

The PBX supports the following number of CO lines and extensions.

Type	KX-TDE100	KX-TDE200
Total Number of CO Line	128	128
CO Line (Physical CO Line Card)	120	128
CO Line (Virtual CO Line Card)	32	32
Total Number of Extension	256	256
Extension (Physical Extension Card)	160	256
Extension (Virtual Extension Card)	128	128
IP-PT and IP Softphone	64	64
SIP Extension	128	128

CHART #4

Maximum Terminal Equipment

The following shows the number of each terminal equipment type supported by the PBX.

Terminal Equipment Type	KX-TDE100	KX-TDE200
Telephone	256	256
SLT	96	128
KX-T7600 series DPT	128	256
Other DPT	32	128
APT	24	64
IP-PT	160	160
IP-PT ^{*1} (supported by IP-EXT16 card)	96	128
IP-PT ^{*2} (supported by IPCMPR card)	64	64
SIP Extension	128	128
DSS console	8	8
CS	32	32
PS	128	128
Voice Processing System (VPS)	2	2
Doorphone	16	16
Door Opener	16	16
External Sensor	16	16
External Relay	16	16

^{*1} KX-NT136 and KX-NT265

^{*2} KX-NT300 series and KX-NT265 (software version 2.00 or later only)

CHART #5

KX-TDE100/200 SYSTEM SPECIFICATIONS			
Control Bus	Original bus (16-bit 8 MHz 10 megabytes per second)		
Communication Bus	H.100 bus conformity (1024 time slots)		
Switching	Non-blocking		
Certification No:	TDE100/200	ACJMF03AKX-TDA100	
Ringer Equivalence No:	0.3A		
Facility Interface Code:	02LS2, 04DU9.BN/DN/1KN/1SN, METALLIC		
Service Order Code:	9.0F, 6.0P		
Power Input	PSU-S	100 V AC to 130 V AC; 1.4 A/200 V AC to 240 V AC; 0.8 A; 50Hz/60 Hz	
	PSU-M	100 V AC to 130 V AC; 2.5 A/200 V AC to 240 V AC; 1.4 A; 50Hz/60 Hz	
	PSU-L	100 V AC to 130 V AC; 5.1 A/200 V AC to 240 V AC; 2.55 A; 50Hz/60 Hz	
Maximum Power Failure Tolerance		300 ms	
Memory Backup Duration		7 years	
Dialing	CO Line	Dial Pulse (DP) 10 pps, 20 pps Tone (DTMF) Dialing	
	Extension	Dial Pulse (DP) 10 pps, 20 pps Tone (DTMF) Dialing	
Mode Conversion		DP-DTMF, DTMF-DP	
Ring Frequency		20 Hz/25 Hz (selectable)	
Central Office Loop Limit		1600 Ω maximum	
Operating Environment	Temperature	0 °C to 40 °C (32 °F to 104 °F)	
	Humidity	10 % to 90 % (non-condensing)	
Conference Call CO Line		From 10 × 3-party conference call to 4 × 8-party conference call	
Music on Hold (MOH)		2 ports (Level Control: -11 dB to +11 dB in 1 dB steps) MOH1: External Music Source port MOH2: Selectable Internal/External Music Source port	
Paging	Internal	Level Control: -15 dB to +6 dB in 3 dB steps	
	External	2 ports (Volume Control: -15 dB to +15 dB in 1 dB steps)	
Serial Interface Port	RS-232C	1 (maximum 115.2 kbps)	
	RJ45	2	
Extension Connection Cable		SLT	1-pair wire (T, R)
		DPT	1-pair wire (D1, D2) or 2-pair wire (T, R, D1, D2)
		APT	2-pair wire (T, R, D1, D2)
		PT-interface CS	1-pair wire (D1, D2)
		DSS Console and Add-on Key Module	1-pair wire (D1, D2)
Dimension	KX-TDE100	(13-1/3 in × 15-3/5 in × 10-3/4 in)	
	KX-TDE200	(17-1/5 in × 16-3/5 in × 10-7/8 in)	
Weight (when fully mounted)	KX-TDE100	Under 26.4 lbs.	
	KX-TDE200	Under 35.2 lbs.	

CHART #6

KX-TVA50, KX-TVA200 & KX-NCV200 FEATURES	
System Features	Subscribers Features
Alternate Extension Group	Auto Receipt Conformation
Auto Forwarding	Automatic Log-in (APT/DPT Integration Only)
Automated Attendant	Autoplay New Message
Broadcasting Messages	Bookmark
Busy Coverage Mode	Call Transfer Status
Call Transfer to Outside	Callback Number Entry
Caller ID Call Routing (APT/DPT Integration Only)	Caller ID Callback (DPT Integration Only)
Caller ID Screening (APT/DPT Integration Only)	Calling a Beeper (Pager)
Caller Name Announcement—Personal (APT/DPT Integration Only)	Delete Message Confirmation
Caller Name Announcement—System (APT/DPT Integration Only)	External Message Delivery List
Class of Service (COS)	External Message Delivery Service
Company Greeting	Group Distribution List—Personal
Company Name	Group Distribution List—System
Covering Extension	Incomplete Call Handling Service
Custom Service	Live Call Screening (APT/DPT Integration Only)
Daylight Saving Time Assignment	Mailbox
Dialing by Name	Mailbox Capacity Warning
DID Call Routing (DPT Integration Only)	Message Transfer
E-mail Integration	One-touch Two-way Transfer (DPT Integration Only)
Extension Group	Personal Custom Service
Fax Management	Personal Greeting for Caller ID (APT/DPT Integration Only)
Hold	Personal Greetings
Holiday Service	Playback Volume/Speed Control
Intercom Paging (APT/DPT Integration Only)	Private Message
Interview Service	Receive Message
List All Names	Message Recovery
Logical Extension (All Calls Transfer to Mailbox)	Remote Call Forwarding Set (DPT Integration Only)
Message Delivery, Internal	Subscriber Tutorial
Message Reception Mode	Temporary Personal Greeting
Message Waiting Notification—Device	Timed Reminder Setting (DPT Integration Only)
Message Waiting Notification—Lamp	Toll Saver (APT/DPT Integration Only)
Multilingual Service	Two-way Record (APT/DPT Integration Only)
No Answer Coverage Mode	Two-way Transfer (APT/DPT Integration Only)
On Hold Announcement Menu	Unlimited Message Length
Operator Service	Urgent Message
PIN Call Routing	VM Menu (DPT Integration Only)
Play System Prompt After Personal Greeting	System Setting Features
Port Service	Auto Configuration (APT/DPT Integration Only)
Rotary Telephone Service	Custom Service Builder
Service Access Commands	Default Mailbox Template
Service Groups	Password Administration
System Clock	Recording by System Administrator
System Prompts	Service Mode
Time Service (day, night, lunch, and break)	System Backup/Restore
Trunk Service (Universal Port) (APT/DPT Integration Only)	System Reports
Voice Mail Service	System Security
	Time Synchronization (DPT Integration Only)

CHART #6 (CONTINUED)

KX-NCV200 ACD REPORT SERVER	
ACD Monitor	
Performance Graphs	
Reports	<ul style="list-style-type: none">- CO Call Report- Lost Calls Report- System Report- Group Report- Agent Report
Logs	<ul style="list-style-type: none">- Call log- Agent Log
Agent Log-in	

CHART #7

KX-TVA VOICE PROCESSING SYSTEMS MAXIMUM CAPACITIES AND SPECIFICATIONS			
		KX-TVA50	KX-TVA200 & KX-NCV200
OPTIONAL CARD CAPACITIES			
KX-TVA502	2-Port Hybrid Expansion Card	2	
KX-TVA524	Memory Expansion Card	1	
KX-TVA594	LAN Interface Card	1	
KX-TVA296	Modem Card	1	1
KX-TVA204	4-Port Digital Expansion Card		6
INITIAL CONFIGURATION AND EXPANSION CAPABILITIES			
No. of Ports	Initial Configuration	2	4
	Maximum	6	24
Recording Time	Initial Configuration	4 hours	1000 hours
	Maximum	8 hours	1600 hours
SPECIFICATIONS			
Custom Services	Up to 100		
Number of Messages	Unlimited up to Memory Storage		
Length of Personal Greeting Message	Up to 360s (programmable)		
Message Retention Time	1 to 30 days, unlimited (programmable)		
Maximum Message Length	1 to 60 minutes, unlimited (programmable)		
Maximum Combined Length of Message per Mailbox	1 to 60 minutes, unlimited (programmable)		
Number of Mailboxes	62 Subscriber+ 2 Manager	1022 Subscriber+ 2 Manager	
Power Source	100 V AC to 240 V AC, 0.25 A, 50 Hz/60 Hz	100 V AC to 240 V AC, 1.5A, 50 Hz/60 Hz	
DC Input	9 V, 0.75 A (6.75 W)	40 V, 1.38 A (55.2 W)	
Dimensions (W _ H _ D)	9 7/8 (W) x 12 3/8 (H) x 2 7/8 (D)	10 7/8 (W) x 14 7/8 (H) x 4 5/8 (D)	
Weight (without optional cards)	No more than 4.41 lbs.	No more than 9.7 lbs.	

MULTI-CELL COMPATIBILITY CHART #8				
	Cell Stations			
	2.4 2CH	DECT 2CH	2.4 3CH	DECT 8CH
	KX-T0151	KX T0155	KX-TDA0152	KX-T0158
Systems				
KX-TDE100	X	X	X	X V2
KX-TDE200	X	X	X	X V2
Wireless Telephones				
KX-TD7690 (2.4)	X		X	
KX-TD7684 (2.4)	X		X	
KX-TD7694 (2.4)	X		X	
KX-TD7685 (DECT)		X		X
KX-TD7695 (DECT)		X		X
Cards				
KX-TDA0143 (CFIF4)			X	
KX-TDA0144 (CFIF8)			X	
KX-TDA0170 (DHLC8)	X	X		X
KX-TDA0171 (DLC8)	X	X		X
KX-TDA0172 (DLC16)	X	X		X

WARRANTY DATA – COMPLETE TERMS OF THE WARRANTY ARE SET FORTH ON WARRANTY CARDS PACKED WITH THE PRODUCT AND AVAILABLE FOR THE CUSTOMER'S EXAMINATION FROM THE DEALER PRIOR TO PURCHASE.

LIMITED WARRANTY

- All Panasonic supplied "KX-TDE" Digital Hybrid IP-PBX + components and KX-T7600/KX-NT300 series phones (except KX-TD7680, 90, 94, 84) 2 year Parts and Labor
- All other Panasonic Supplied Hybrid, Digital Hybrid and Voice Processing Components 1 Year Parts and Labor

ALL OF THE ABOVE SUBJECT TO TERMS OF WRITTEN WARRANTY

All shipments F.O.B. from our warehouse.

All Orders subject to our acceptance.

Prices quoted are subject to change without notice.

Units, Weights and Specifications are subject to change.

NO RETURNS without prior approval in writing by our Regional Office.

For warranty service, please send product (including detailed description of problem) to the CSD Repair Center listed below:

Panasonic Business Telephone Service
415 Horizon Drive Bldg. 300 Ste. 350-B
Suwanee Ga 30024-3186
Phone: (770-904-8350)
Fax: (770-904-8357)
e-mail: btsservice@us.panasonic.com

MINIMUM ORDER QUANTITY POLICY

ALL ORDERS MUST BE IN MASTER CARTON QUANTITY INCREMENTS ONLY!

MINIMUM ORDER QUANTITY OF SIX (6) UNITS FOR ALL PRODUCTS.
EXCEPT:

MINIMUM ORDER QUANTITY OF THREE (3) UNITS FOR:
HYBRID TELEPHONE SYSTEM COMPONENTS

NO MINIMUM ORDER QUANTITY FOR:
ACCESSORIES

WHEN PRODUCT CATEGORIES ARE MIXED ON AN ORDER, THE CATEGORY WITH THE HIGHEST MINIMUM WILL DETERMINE THE MINIMUM ORDER QUANTITY FOR THAT ORDER.

Panasonic

ideas for life

Panasonic Consumer Electronics Company
Division of Panasonic Corporation of North America

Executive Offices

Three Panasonic Way 4A-1, Secaucus, New Jersey 07094 • (201) 348-7000

Panasonic Customer Call Center

9 am - 9 pm (EST) Monday through Friday; 9 am - 7 pm (EST) Saturday and Sunday
1-800-211-PANA
consumerproducts@us.panasonic.com

www.panasonic.com/csd

Internet Keyword: Panasonic Digital Super Hybrid Telephone Systems