



The Outdoor Company™



OUTDOOR PRODUCTS 2010



LET'S GO OUTSIDE



The Outdoor Company™

PRODUCT 2010



OUTDOOR PRODUCTS 2010



LET'S GO OUTSIDE



X[®] BACKPACKING TENTS

Pictor™ Range



WeatherTec™+



Easy Set Up



Fire Retardant



Variflo™



UV Pro™



Area Management

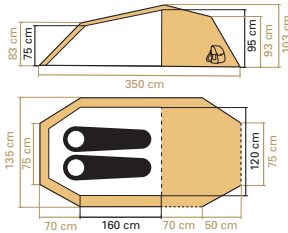


Aluminium Poles

A tunnel backpacking tent designed for all adventures; exceptionally wind-strong and stable, the low-profile tunnel design with extra-strong 7001-T6 aluminium poles stands up to difficult conditions. This shape maximises internal living space, providing a spacious sleeping area for all occupants with good head height in addition to a storage area with ample proportions to store extra kit.

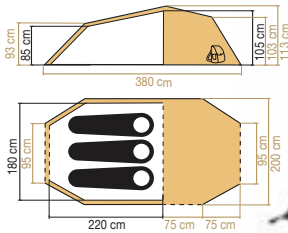
PICTOR™ X²

Set up: Flysheet first
Capacity: 2 person
Sleeping area: 2.5 m²
Storage area: 1.42 m²
Pitching surface: 18.43 m²
Headroom: 95 cm
Carry bag type: Two way compression with wide opening
Pack size: 47 x 30 x 19 cm
Weight: 3.35 Kg
Ref: 205105



PICTOR™ X³

Set up: Flysheet first
Capacity: 3 person
Sleeping area: 3.77 m²
Storage area: 2.61 m²
Pitching surface: 12.76 m²
Headroom: 105 cm
Carry bag type: Two way compression with wide opening
Pack size: 51 x 33 x 21 cm
Weight: 4.29 Kg
Ref: 205106



SPECIFICATIONS

Configuration: 1 room and porch area

Flysheet fabric: Polyester ripstop, 4000mm PU coated, taped seams, UV Pro

Inner tent fabric: Breathable polyester and no-see-um mesh

Groundsheet: Nylon 5000mm, PU coated, taped seams

Poles: Aluminium 7001-T6

FEATURES

- Large storage space provides plenty of room for backpacks and equipment.
- Features an attractive polyester ripstop flysheet with UV Pro for longevity to protect fabric from UV rays and improve tearing strength.
- A practical zip-off groundsheet reduces weight when necessary.
- Reflective trim ensures the tent is clearly visible at night.
- Lightweight and compact design, the perfect balance of living and storage space.
- Two doors in the storage area for pitching convenience, no need to re-pitch if the wind direction changes.
- Pictor™ X³ features an additional rear door for convenience.

LET'S GO OUTSIDE

X[®] BACKPACKING TENTS

Phact™



WeatherTec™+



Easy Set Up



Fire Retardant



Variflo™



UV Pro™



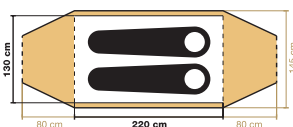
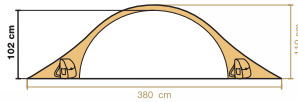
Area Management

A striking design, geodesic structure and significant storage space define this tent. Strong and resilient under windy conditions thanks to its structure and use of aluminium poles. Two well-defined storage areas offer plenty of space for boots and gear. The Phact™ X² also features an integrated porch groundsheet that can be zipped on and off.



PHACT™ X²

Set up: Inner first
Capacity: 2 person
Sleeping area: 2.86 m²
Storage area: 1.72 m²
Pitching surface: 12 m²
Headroom: 102 cm
Carry bag type: Two way
compression with wide opening
Pack size: 53 x 19 x 15 cm
Weight: 4.10 Kg
Ref: 203342



SPECIFICATIONS

Configuration: 1 room and 2 porch areas

Flysheet fabric: Polyester ripstop, 4000mm PU coated, taped seams, UV Pro

Inner tent fabric: Breathable polyester and no-see-um mesh

Groundsheet: Nylon 5000mm, PU coated, taped seams

Poles: Aluminium 7001-T6

FEATURES

- Resilient and strong semi-geodesic structure stands up to windy conditions.
- Features an attractive polyester ripstop flysheet with UV Pro for longevity to protect fabric from UV rays and improve tearing strength.
- Two storage spaces and an optimised sleeping area ensure that each trekker will have a comfortable night's sleep.
- Reflective trim and guylines offer visibility at night.
- Zip-off groundsheet can be removed to reduce weight or, if it's dirty, to keep it separate when packing away.

X[®] BACKPACKING TENTS

Phad™ Range



WeatherTec™+



Easy Set Up



Fire Retardant



Variflo™



UV Pro™



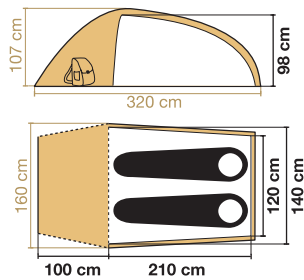
Area Management



Lightweight with large dimensions, the Phad™ responds to all conditions. The semi-geodesic design provides strength and reflective trims on the zipper cuff make it easy to find at night. Features a window with full zip for extra ventilation and a view of the outdoors when you need it. Also features an integrated porch groundsheet that can be zipped on and off.

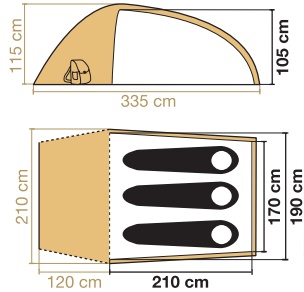
PHAD™ X²

Set up: Flysheet first
Capacity: 2 person
Sleeping area: 2.73 m²
Storage area: 1.14 m²
Pitching surface: 11 m²
Headroom: 98 cm
Carry bag type: Two way compression with wide opening
Pack size: 42 x 17 x 17 cm
Weight: 3.45 Kg
Ref: 203343



PHAD™ X³

Set up: Flysheet first
Capacity: 3 person
Sleeping area: 3.78 m²
Storage area: 1.92 m²
Pitching surface: 15 m²
Headroom: 105 cm
Carry bag type: Two way compression with wide opening
Pack size: 44 x 18 x 18 cm
Weight: 3.95 Kg
Ref: 203344



SPECIFICATIONS

Configuration: 1 room and porch area

Flysheet fabric: Polyester ripstop, 4000mm PU coated, taped seams, UV Pro

Inner tent fabric: Breathable polyester and no-see-um mesh

Groundsheet: Nylon 5000mm, PU coated, taped seams

Poles: Aluminium 7001-T6

FEATURES

- The storage space provides plenty of room for boots and gear after a demanding trek.
- Zip-open hatch for increased ventilation and visibility of the outside world.
- Features an attractive polyester ripstop flysheet with UV Pro for longevity to protect fabric from UV rays and improve tearing strength.
- A practical zip-off groundsheet reduces weight when necessary.
- Reflective trim ensures the tent is clearly visible at night.
- Lightweight and compact design, the perfect balance of living and storage space.

LET'S GO OUTSIDE

X[®] BACKPACKING TENTS

Avior™ Range



WeatherTec™+



Easy Set Up



Fire Retardant



Variflo™



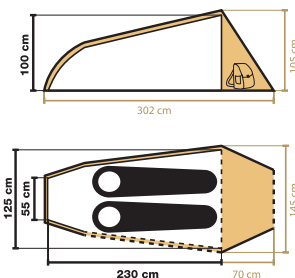
UV Pro™

Ultra compact, stable and lightweight, these 2 and 3 person tents will suit the most demanding backpackers. The use of two doors offers the necessary flexibility for the extremes of nature. Reflective trims along zipper cuffs and guy ropes help the user to locate their tent at night and compression straps on the carry bag allow them to easily store the tent in a backpack. Also features an integrated porch groundsheet that can be zipped on and off.



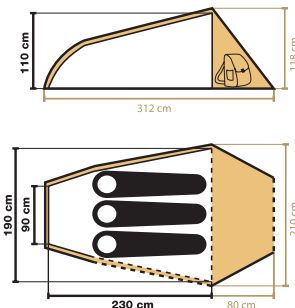
AVIOR™ X²

Set up: Flysheet first
Capacity: 2 person
Sleeping area: 2.32 m²
Storage area: 0.82 m²
Pitching surface: 9.4 m²
Headroom: 100 cm
Carry bag type: Two way compression with wide opening
Pack size: 40 x 15 x 15 cm
Weight: 2.45 Kg
Ref: 203338



AVIOR™ X³

Set up: Flysheet first
Capacity: 3 person
Sleeping area: 3.38 m²
Storage area: 1.22 m²
Pitching surface: 12 m²
Headroom: 110 cm
Carry bag type: Two way compression with wide opening
Pack size: 37 x 16.5 x 16.5 cm
Weight: 2.95 Kg
Ref: 203339



SPECIFICATIONS

Configuration: 1 room and porch area
Flysheet fabric: Polyester ripstop, 4000mm PU coated, taped seams, UV Pro
Inner tent fabric: Breathable polyester and no-see-um mesh
Groundsheet: Nylon 5000mm, PU coated, taped seams
Poles: Aluminium 7001-T6

FEATURES

- Features an attractive polyester ripstop flysheet with UV Pro for longevity to protect fabric from UV rays and improve tearing strength.
- Peaked tunnel design – easy to pitch in adverse weather conditions, perfect for when you need shelter in a hurry.
- The porch space and two doors give entry and exit options, so if the wind changes there is no need to re-pitch the tent.
- A practical zip-off groundsheet reduces weight when necessary.
- Reflective trim ensures the tent is clearly visible at night.

X[®] BACKPACKING TENTS

Kraz™



WeatherTec™+

Easy Set Up

Fire Retardant

Variflo™

UV Pro™

Rigel™



WeatherTec™+

Easy Set Up

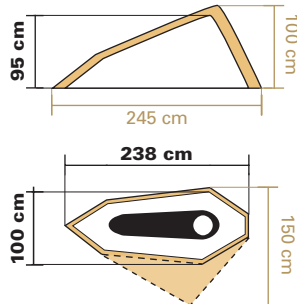
A lightweight, ultra-compact backpacking tent which is perfect for solo camping. Quick to erect with pre-bent aluminium poles for additional structural strength in extreme conditions.

Weighing only 980g, quick to erect, and ultra compact, the Rigel™ is perfect for lightweight trekking. Double layer ventilation and a siliconised flysheet ensure maximum protection in difficult conditions.



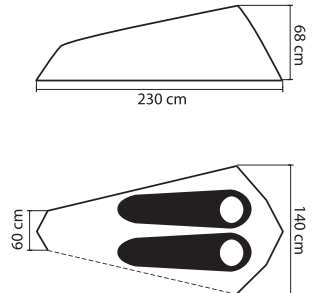
KRAZ™ X¹

Set up: Inner first
Capacity: 1 person
Sleeping area: 1.4 m²
Storage area: 0.4 m²
Pitching surface: 7 m²
Headroom: 95 cm
Carry bag type: Two way compression with wide opening
Pack size: 44 x 15 x 14 cm
Weight: 1.65 Kg
Ref: 203931



RIGEL™ X²

Set up: Pitch in one
Capacity: 2 person
Sleeping area: 2.4 m²
Pitching surface: 3.2 m²
Headroom: 68 cm
Carry bag type: Integrated into groundsheet with two way compression
Pack size: 53 x 20 x 5 cm
Weight: 0.98 Kg
Ref: 203345



KRAZ™ X¹ SPECIFICATIONS

Configuration: 1 room and storage area • **Flysheet fabric:** Polyester ripstop, 4000mm PU coated, taped seams, UV Pro • **Inner tent fabric:** Breathable polyester and no-see-um mesh • **Groundsheet:** Nylon 5000mm, PU coated, taped seams • **Poles:** Aluminium 7001-T6

RIGEL™ X² SPECIFICATIONS

Configuration: 1 room • **Flysheet fabric:** Polyester ripstop, siliconised outside, 3000mm PU coated inside, taped seams • **Groundsheet:** Nylon 5000mm, PU coated, taped seams • **Poles:** Air Hercules (Scandium – Aluminium blend)

FEATURES

- High quality components ensure that your tent is weather resistant, even in extreme conditions.
- Compact pack size with ultra light weights, perfect for trekking when every gramme counts.
- Rapid set-up and set-down – you will be protected from the harshest conditions in minutes.

LET'S GO OUTSIDE



TENTS



JAPURA 4

This 4-person tent has ample space in the living area and includes front and rear storage areas to conveniently store belongings while you sleep. PVC windows provide plenty of light and the ventilation panels allow air to circulate. Ref: 204178



Hydraulic Head	
Person:	4
Capacity:	4
Weight:	11.5kg
Poles:	3



ARINOS 6

Versatile and roomy, 6-person tent with two bedrooms and a separate living area. The large bedroom will accommodate 4 people and the smaller bedroom is suitable for 2. Or remove a bedroom to have a larger living area. Ref: 204175



Hydraulic Head	
Person:	6
Capacity:	6
Weight:	14.5kg
Poles:	3



ARINOS 8

Versatile and roomy 8 person tent with two bedrooms and a separate living area. Both bedrooms accommodate 4 people. Ref: 204593



AWNING

Extend your living space outdoors with this height and width adjustable awning. Easily adapts to any family tent to provide a convenient shaded area. Includes a carry bag. Ref: 204176

Hydraulic Head	
Person:	1000mm
Capacity:	10
Weight:	1.5kg
Poles:	1000mm



PREMIUM TENTS

Evanston™ Range



WeatherTec™+



Easy Set Up



Fire Retardant



AirFlo™



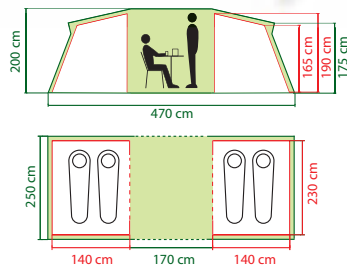
Area Management

Convenience and a flexible, spacious layout combine in this tunnel design that has usability and user friendly features at the heart of its construction. Large windows with covers allow for adjustable brightness, featuring alongside the new negative angle windows that are created to cleverly remain open during light showers, offering maximum ventilation. A vis à vis layout adds to privacy during the trip and the strong, stable tunnel design coupled with a sewn-in groundsheet ensure that each camper is protected and dry.



EVANSTON™ 4

Set up: Pitch in one
Capacity: 4 person
Sleeping area: 6.4 m²
Living area: 4.25 m²
Pitching surface: 30 m²
Headroom: 200 cm
Carry bag type: Two way
compression with V-shaped opening
Pack size: 70 x 41 cm Ø
Weight: 16.90 Kg
Ref: 205124



SPECIFICATIONS

Flysheet fabric: Polyester 4000mm PU coated, taped seams

Inner tent fabric: Breathable polyester and no-see-um mesh

Inner room groundsheet: PE 110 g/m², welded

Living area groundsheet: PE 140 g/m², welded, fully attached to flysheet

Poles: Wrapflex™

FEATURES

- Vis à vis layout provides privacy for the family.
- Fully integrated 'bath-tub' style groundsheet for clean, dry and bug-free camping.
- Full head height throughout the tent adds to comfort and convenience for all the family.
- Large windows with covers provide excellent visibility and adjustable brightness.
- Peak Protection offers shelter from the rain on entry and exit.
- Innovative negative angle windows can be left open during light showers, offering maximum ventilation.
- Includes the AirFlo™ system with vertical vents for improved air circulation and ventilation.
- Door gussets prevent water entering the tent.



PREMIUM TENTS

Evanston™ Range



WeatherTec™+



Easy Set Up



Fire Retardant



AirFlo™

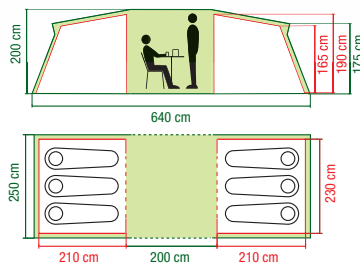


Area Management



EVANSTON™ 6

Set up: Pitch in one
 Capacity: 6 person
 Sleeping area: 9.7 m²
 Living area: 5 m²
 Pitching surface: 38 m²
 Headroom: 200 cm
 Carry bag type: Two way compression with V-shaped opening
 Pack size: 79 x 41 cm Ø
 Weight: 19.70 Kg
 Ref: 205125



Specific tent carpet and footprint groundsheet available, see page 26 and page 27.

SPECIFICATIONS

Flysheet fabric: Polyester 4000mm PU coated, taped seams

Inner tent fabric: Breathable polyester and no-see-um mesh

Inner room groundsheet: PE 110 g/m², welded

Living area groundsheet: PE 140 g/m², welded, fully attached to flysheet

Poles: Wrapflex™

FEATURES

- Vis à vis layout provides privacy for the family.
- Fully integrated 'bath-tub' style groundsheet for clean, dry and bug-free camping.
- Full head height throughout the tent adds to comfort and convenience for all the family.
- Large windows with covers provide excellent visibility and adjustable brightness.
- Peak Protection offers shelter from the rain on entry and exit.
- Innovative negative angle windows can be left open during light showers, offering maximum ventilation.
- Includes the AirFlo™ system with vertical vents for improved air circulation and ventilation.
- Door gussets prevent water entering the tent.



PREMIUM TENTS

Mackenzie™ Cabin Range



WeatherTec™+



Easy Set Up



Fire Retardant



AIR FLO™



Area Management

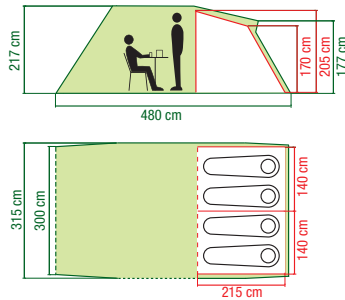
A strong and stable, easy to set-up steel construction, these tents will keep all campers fully protected regardless of the conditions. Every convenience is at hand, from self-rolling window covers, to Peak Protection that provides shelter from the rain while you unzip the door.



MACKENZIE™

CABIN 4

Set up: Pitch in one
Capacity: 4 person
Sleeping area: 6 m²
Living area: 7.88 m²
Pitching surface: 35 m²
Headroom: 217 cm
Carry bag type: Two way
compression with V-shaped opening
Pack size: 80 x 43 cm Ø
Weight: 25 Kg
Ref: 205122



SPECIFICATIONS

Flysheet fabric: Polyester 4000mm PU coated, taped seams

Inner tent fabric: Breathable polyester and no-see-um mesh

Inner room groundsheet: PE 110 g/m², welded

Living area groundsheet: PE 140 g/m², welded, fully attached to flysheet

Poles: Steel

FEATURES

- New Coleman® self-rolling windows, a spring coils up, effortlessly opening the window.
- Strong steel pole construction for durability and weather resistance.
- Fully integrated 'bath-tub' style groundsheet for clean, dry and bug-free camping.
- Full head height throughout the tent adds to comfort and convenience for all the family.
- Two doors for convenience.
- Peak Protection offers shelter from the rain on entry and exit.
- Includes the Cool Air™ port where a fan can be attached to increase ventilation.



PREMIUM TENTS

Mackenzie™ Cabin Range



WeatherTec™+



Easy Set Up



Fire Retardant



AIR FLO™



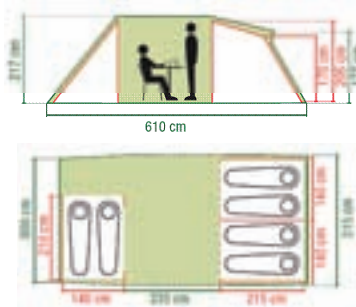
Area Management



MACKENZIE™

CABIN 6

Set up: Pitch in one
 Capacity: 6 person
 Sleeping area: 9 m²
 Living area: 8.75 m²
 Pitching surface: 42 m²
 Headroom: 217 cm
 Carry bag type: Two way
 compression with V-shaped opening
 Pack size: 86 x 49 cm Ø
 Weight: 32.95 Kg
 Ref: 205123



Specific tent carpet and footprint groundsheet available, see page 26 and page 27.

SPECIFICATIONS

Flysheet fabric: Polyester 4000mm PU coated, taped seams

Inner tent fabric: Breathable polyester and no-see-um mesh

Inner room groundsheet: PE 110 g/m², welded

Living area groundsheet: PE 140 g/m², welded, fully attached to flysheet

Poles: Steel

FEATURES

- New Coleman® self-rolling windows, a spring coils up, effortlessly opening the window.
- Strong steel pole construction for durability and weather resistance.
- Fully integrated 'bath-tub' style groundsheet for clean, dry and bug-free camping.
- Full head height throughout the tent adds to comfort and convenience for all the family.
- Two doors for convenience.
- Peak Protection offers shelter from the rain on entry and exit.
- Includes the Cool Air™ port where a fan can be attached to increase ventilation.

LET'S GO OUTSIDE



CLASSIC TENTS

Coastline™ Deluxe Range



WeatherTec™+



Easy Set Up



Fire Retardant

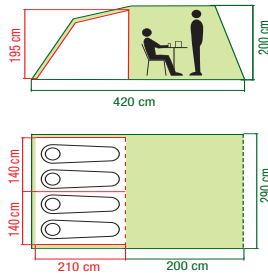


Area Management

Ideal for active camping, the Coastline™ is a range of tunnel tents ideal for family usage with spacious storage areas and PVC windows. Quick and easy to erect tunnel design, giving your family more time to enjoy holiday activities.

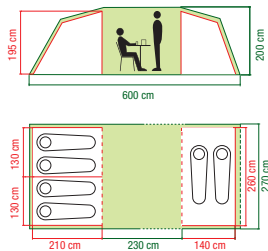
COASTLINE™ 4 DELUXE

Set up: Flysheet first
Capacity: 4 person
Sleeping area: 5.9 m²
Living area: 5.8 m²
Pitching surface: 31 m²
Headroom: 200 cm
Carry bag type: Rectangular with zipper opening
Pack size: 70 x 27 x 27 cm
Weight: 13.51 Kg
Ref: 205116



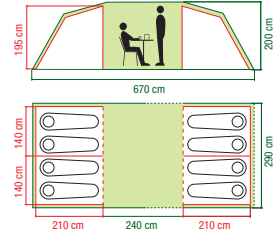
COASTLINE™ 6 DELUXE

Set up: Flysheet first
Capacity: 6 person
Sleeping area: 9.2 m²
Living area: 6.72 m²
Pitching surface: 38 m²
Headroom: 200 cm
Carry bag type: Rectangular with zipper opening
Pack size: 70 x 31 x 31 cm
Weight: 17.71 Kg
Ref: 205117



COASTLINE™ 8 DELUXE

Set up: Flysheet first
Capacity: 8 person
Sleeping area: 11.8 m²
Living area: 6.96 m²
Pitching surface: 43 m²
Headroom: 200 cm
Carry bag type: Rectangular with zipper opening
Pack size: 70 x 33 x 33 cm
Weight: 21.61 Kg
Ref: 205118



SPECIFICATIONS

Flysheet fabric: Polyester 2000mm PU coated, taped seams

Inner tent fabric: Polyester breathable and no-see-um mesh

Groundsheet: PE, welded, fully integrated

Poles: Fibreglass

FEATURES

- The tunnel shape maximises internal living space for your family's convenience.
- Remove an inner room to increase the internal space, perfect if the weather conditions change.
- Fully integrated 'bath-tub' style groundsheet for clean, dry and bug-free camping.
- New Coleman® self-rolling windows, a spring coils up, effortlessly opening the window.
- Peak Protection offers shelter from the rain on entry and exit.
- Includes the Cool Air™ port where a fan can be attached to increase ventilation



CLASSIC TENTS

Coastline™ Plus Range & Trailblazer™ Plus

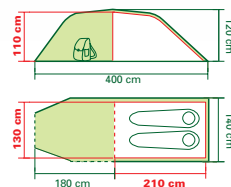


Ideal for active camping, the Coastline™ and Trailblazer™ have spacious storage areas, and PVC windows. Quick erect designs with practical layouts and sturdy construction, ideal for touring.



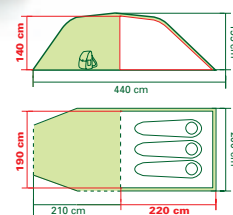
COASTLINE™ 2 PLUS

Set up: Flysheet first
Capacity: 2 person
Sleeping area: 2.7 m²
Storage area: 2.28 m²
Pitching surface: 20 m²
Headroom: 110 cm
Carry bag type: Rectangular with zipper opening
Pack size: 50 x 16 x 15 cm
Weight: 4.71 Kg
Ref: 205110



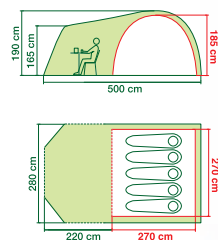
COASTLINE™ 3 PLUS

Set up: Flysheet first
Capacity: 3 person
Sleeping area: 4.2 m²
Storage area: 3.78 m²
Pitching surface: 26 m²
Headroom: 140 cm
Carry bag type: Rectangular with zipper opening
Pack size: 66 x 18 x 18 cm
Weight: 7.01 Kg
Ref: 205111



TRAILBLAZER™ 5 PLUS

Set up: Inner first
Capacity: 5 person
Sleeping area: 7.29 m²
Storage area: 5.45 m²
Pitching surface: 33.6 m²
Headroom: 185 cm
Carry bag type: Rectangular with zipper opening
Pack size: 60 x 23 x 23 cm
Weight: 10.4 Kg
Ref: 205115



SPECIFICATIONS

Flysheet fabric: Polyester 2000mm PU coated, taped seams

Inner tent fabric: Polyester breathable and no-see-um mesh

Groundsheet: PE, welded, rising groundsheet

Poles: Fibreglass

FEATURES

- Quick and easy to erect designs that go up in minutes, perfect for touring campers or weekends away.
- Resilient and strong tunnel designs with both living, sleeping and storage areas.
- Durable and strong PE groundsheets.
- PVC windows for increased visibility and light.
- Fibreglass poles are lightweight and strong in adverse weather conditions.

LET'S GO OUTSIDE



CLASSIC TENTS

Riverside™ Deluxe Range



WeatherTec™+



Easy Set Up



Fire Retardant



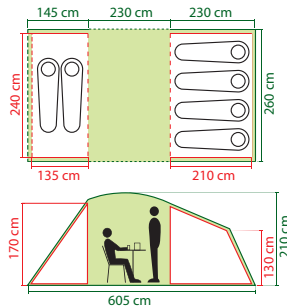
Area Management



Roomy, spacious family tents with either two or three separate bedrooms. Robust design with a fully integrated groundsheet for protection from wet weather.

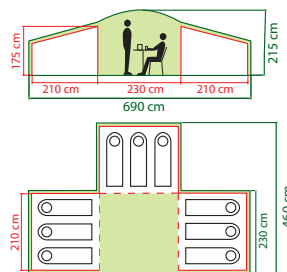
RIVERSIDE™ 6 DELUXE

Set up: Flysheet first
Capacity: 6 person
Sleeping area: 8.3 m²
Living area: 5.98 m²
Pitching surface: 60 m²
Headroom: 210 cm
Carry bag type: Rectangular with zipper opening
Pack size: 72 x 29 x 29 cm
Weight: 17.5 Kg
Ref: 204382



RIVERSIDE™ 9 DELUXE

Set up: Flysheet first
Capacity: 9 person
Sleeping area: 13.2 m²
Living area: 5.29 m²
Pitching surface: 60 m²
Headroom: 215 cm
Carry bag type: Rectangular with zipper opening
Pack size: 73 x 34 x 34 cm
Weight: 21.8 Kg
Ref: 204393



SPECIFICATIONS

Flysheet fabric: Polyester 2000mm PU coated, taped seams

Inner tent fabric: Polyester breathable and no-see-um mesh

Groundsheet: PE, welded, fully integrated

Poles: Fibreglass

FEATURES

- Multi-pod bedrooms with large central living area provide privacy and relaxation for all family members.
- Remove an inner room to increase internal space, perfect if the weather conditions change at the campsite.
- Quick and easy to erect design, your temporary home will be set up in no time at all.
- Fully integrated 'bath tub' style groundsheet for clean, dry and bug-free camping.
- Fibreglass poles are lightweight and strong in adverse weather conditions.
- Includes one set of awning poles.



CLASSIC TENTS

Ridgeline™ Plus Range



WeatherTec™+



Easy Set Up



Fire Retardant



Area Management

Waterfall™ Deluxe



WeatherTec™+



Easy Set Up

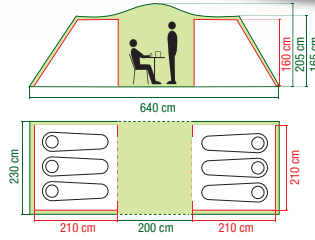
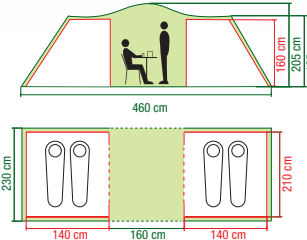


Fire Retardant



Area Management

The Ridgelines and Waterfall have a large, spacious dome living area that provides plenty of space for all the family with sturdy bedrooms which are resilient and wind strong to cope with adverse weather.



RIDGELINE™ 4 PLUS

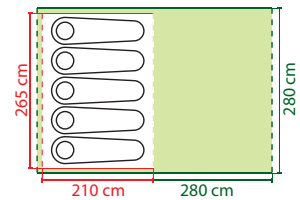
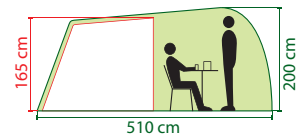
Set up: Flysheet first
 Capacity: 4 person
 Sleeping area: 5.88 m²
 Living area: 3.68 m²
 Pitching surface: 10.58 m²
 Headroom: 205 cm
 Carry bag type: Rectangular with zipper opening
 Pack size: 62 x 23 x 23 cm
 Weight: 10.4 Kg
 Ref: 205114

RIDGELINE™ 6 PLUS

Set up: Flysheet first
 Capacity: 6 person
 Sleeping area: 8.82 m²
 Living area: 4.6 m²
 Pitching surface: 14.72 m²
 Headroom: 205 cm
 Carry bag type: Rectangular with zipper opening
 Pack size: 65 x 25 x 25 cm
 Weight: 12.2 Kg
 Ref: 205108

WATERFALL™ 5 DELUXE

Set up: Flysheet first
 Capacity: 5 person
 Sleeping area: 5.6 m²
 Living area: 7.84 m²
 Pitching surface: 34 m²
 Headroom: 200 cm
 Carry bag type: Rectangular with zipper opening
 Pack size: 71 x 26 x 26 cm
 Weight: 12.8 Kg
 Ref: 204391



RIDGELINE™ PLUS 4 & 6 SPECIFICATIONS

- Flysheet fabric:** Polyester, 2000mm PU coated, taped seams
 • **Inner tent fabric:** Polyester breathable and no-see-um mesh
 • **Groundsheet:** PE, welded, rising groundsheet • **Poles:** Fibreglass

WATERFALL™ 5 DELUXE SPECIFICATIONS

- Flysheet fabric:** Polyester, 2000mm PU coated, taped seams
 • **Inner tent fabric:** Polyester breathable and no-see-um mesh
 • **Groundsheet:** PE, welded, fully integrated • **Poles:** Fibreglass

FEATURES

- Fibreglass poles are lightweight and strong in adverse weather conditions.
- Quick and easy to erect.
- Flexible family design with living, sleeping and storage areas for camping convenience.
- PVC windows with covers for privacy, adjustable brightness, increased visibility and light.

FEATURES

- Fully integrated bath-tub style groundsheet for clean, dry and bug-free camping.
- Fibreglass poles are lightweight and strong in adverse weather conditions.
- Quick and easy to erect.
- Flexible family design with living, sleeping and storage areas for camping convenience.
- PVC windows with covers for privacy, adjustable brightness, increased visibility and light.

LET'S GO OUTSIDE



CLASSIC TENTS

Rock Springs™ Range



WeatherTec™+



Easy Set Up

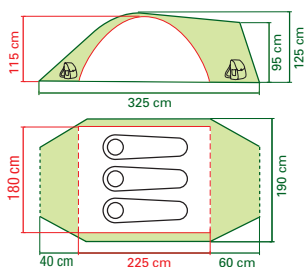


Fire Retardant

Ideal touring tents, both the Rock Springs benefit from quick-erect structures that are perfect for multi-stop holidays. Spacious and versatile designs with ample living and multiple storage areas, they feature integrated groundsheets to offer that secure home-like feel at the campsite.

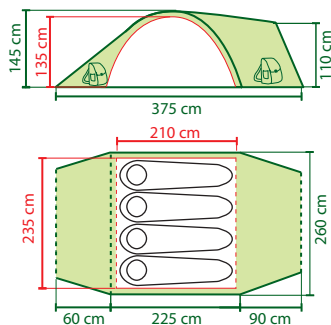
ROCK SPRINGS™ 3

Set up: Flysheet first
Capacity: 3 person
Sleeping area: 4.2 m²
Storage area: 1.60 m²
Pitching surface: 20 m²
Headroom: 115 cm
Carry bag type: Rectangular with zipper opening
Pack size: 52 x 17 x 17 cm
Weight: 5.3 Kg
Ref: 205120



ROCK SPRINGS™ 4

Set up: Flysheet first
Capacity: 4 person
Sleeping area: 4.9 m²
Storage area: 2.96 m²
Pitching surface: 24 m²
Headroom: 135 cm
Carry bag type: Rectangular with zipper opening
Pack size: 62 x 20 x 20 cm
Weight: 6 Kg
Ref: 204386



SPECIFICATIONS

Flysheet fabric: Polyester 2000mm PU coated, taped seams

Inner tent fabric: Polyester breathable and no-see-um mesh

Groundsheet: PE

Poles: Fibreglass

FEATURES

- Quick and easy to erect designs that can be set-up in no time allowing you to get on with your holiday activities, perfect for multi-destination holidays or weekends away.
- Fully integrated PE groundsheets for clean, dry and bug-free camping.
- Two doors for pitching flexibility and increased convenience at the campsite.
- Storage space for all camping essentials.
- PVC windows for increased visibility and light in your tent.
- Fibreglass poles are lightweight and strong in adverse weather conditions.



CLASSIC TENTS

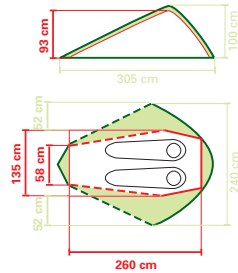
Bedrock™ & Crestline™ Range



For campers who enjoy a series of short breaks or like to move to different locations during a longer break, the Bedrock™ & Crestline™ offer the perfect 2 or 3 person solutions. Quick erect with practical layouts, plenty of storage space and sturdy constructions, they feature compact pack sizes that are ideal for touring.

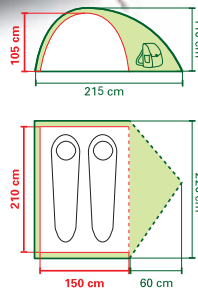
BEDROCK™ 2

Set up: Inner first
Capacity: 2 person
Sleeping area: 2.5 m²
Storage area: 1.37 m²
Pitching surface: TBC
Headroom: 93 cm
Carry bag type: Rectangular with zipper opening
Pack size: 54 x 14 x 14 cm
Weight: 2.5 Kg
Ref: 204384



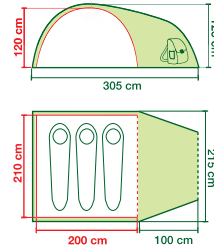
CRESTLINE™ 2 L

Set up: Inner first
Capacity: 2 person
Sleeping area: 3.15 m²
Storage area: 0.65 m²
Pitching surface: 17 m²
Headroom: 105 cm
Carry bag type: Rectangular with zipper opening
Pack size: 56 x 13.5 x 13.5 cm
Weight: 2.81 Kg
Ref: 205112



CRESTLINE™ 3

Set up: Inner first
Capacity: 3 person
Sleeping area: 4.2 m²
Storage area: 1.5 m²
Pitching surface: 5.91 m²
Headroom: 120 cm
Carry bag type: Rectangular with zipper opening
Pack size: 52 x 16 x 16 cm
Weight: 4.3 Kg
Ref: 205113



SPECIFICATIONS

Flysheet fabric: Polyester 2000mm PU coated, taped seams

Inner tent fabric: Polyester breathable and no-see-um mesh

Groundsheet: PE

Poles: Fibreglass

FEATURES

- Storage space for camping essentials.
- PVC windows for increased visibility and light in your tent.
- Fibreglass poles are lightweight and strong in adverse weather conditions.
- Ventilation panels allow air to circulate.

LET'S GO OUTSIDE



SHELTERS

Shelters



Easy Set Up



Fire Retardant



UV Guard

EVENT SHELTER SUNWALL

Ref: 204128

EVENT SHELTER

With its large dimensions, the Coleman® Event Shelter is ideal for any outdoor event or activity. Features UV Guard™ protection that will protect you from the UV rays.

Flysheet: Polyester, 450mm, PU aluminium coated

Poles: Steel

Living area: 20.25 m²

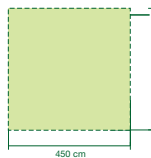
Headroom: 228 cm (centre), 190 (sides)

Carry bag type: Rectangular with zipper opening

Pack size: TBC

Weight: 18 Kg

Ref: 204056



EVENT SHELTER Ref: 204056



EVENT SHELTER SUNWALL DOOR Ref: 204503



EVENT SHELTER GROUNDSHEET Ref: 204479



SUNDOME™

The perfect accessory for the beach.

Features UV Guard™ protection that will protect you from the UV rays.

Flysheet: Polyester, 500mm, PU silver coated

Groundsheet: PE 110 g/m², zips on and off to the flysheet

Poles: Fibreglass

Living area: 3.4 m²

Headroom: 118 cm

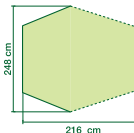
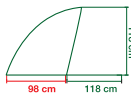
Carry bag type: Tubular with draw cord opening

Pack size: 55 x 10 cm Ø

Sand pockets

Weight: 1.8 Kg

Ref: 205121



Certified laboratory testing proves Coleman® UVGuard™ protection fabrics provide excellent protection against the sun's ultraviolet rays. Proper use of sunscreen with shelters made with UVGuard™ protection fabric can go a long way in the battle against sunburn and UV exposure.



TENT ACCESSORIES

Windshields

Extend your living space outdoors at the campsite with this range of camping accessories. Backed by the reassurance of Coleman® quality, these smart accessories provide the desired level of privacy and essential protection from the elements so that the family can sit back, relax and unwind, safe in the comfort of their own defined outdoor space.

WINDSHIELD CLASSIC

Flysheet: Polyester, 500mm, PU coated

Poles: Fibreglass

Dimensions: 550 x 150 cm

Carry bag type: Tubular with draw cord opening

Pack size: 56 x 10 cm Ø

10 pre-attached guyropes and pegs provide stability

Weight: 2.4 Kg

Ref: 205088



WINDSHIELD MOSS

Flysheet: Polyester, 1500mm, PU coated

Poles: Wrapflex™

Dimensions: 550 x 150 cm

Carry bag type: Tubular with draw cord opening

Pack size: 60 x 20 cm Ø

12 pre-attached guyropes and pegs provide stability

Weight: 2.6 Kg

Ref: 204064



WINDSHIELD XL

Flysheet: Polyester, 500mm, PU coated

Poles: Fibreglass

Dimensions: 750 x 165 cm

Carry bag type: Tubular with draw cord opening

Pack size: 62 x 11 cm Ø

14 pre-attached guyropes and pegs provide stability

Weight: 3.71 Kg

Ref: 205089

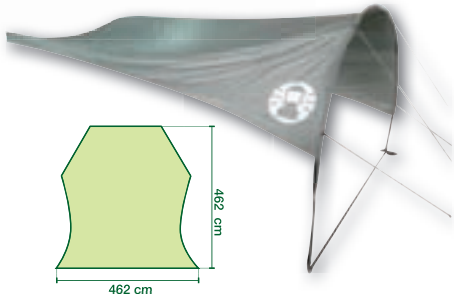


LET'S GO OUTSIDE



TENT ACCESSORIES

Accessories



CLASSIC AWNING

Height and width adjustable in accordance with the size and style of your tent.

Flysheet: Polyester, 2000mm, PU coated

Headroom: adjustable

Poles: Fibreglass

Dimensions (flat): 462 x 462 cm

Carry bag type: Tubular with draw cord opening

Pack size: 76 x 28 cm Ø

7 pre-attached guyropes and pegs provide stability

Weight: 2.9 Kg

Ref: 205081



PORCH FOR COASTLINE™ DELUXE

Extend your living space outdoors with this expansive porch designed to fit the Coastline™ Deluxe range.

Flysheet: Polyester, 2000mm, PU coated, fire retardant

Poles: Fibreglass

Headroom: 200 cm

Dimensions: 300 x 290 cm

Carry bag type: Tubular with draw cord opening

Pack size: 67 x 10 cm Ø

5 pre-attached guyropes and pegs provide stability

Weight: 3.7 Kg

Ref: 205084



TENT CARPET

Soft tent carpet enhancing comfort inside your tent.

Top shell: Cotton flannel

Foam: EVA insulation Layer

Bottom shell: PE backing

Dimensions: 230 x 230 cm

Pack size: 41 x 20 x 20 cm

Weight: 1.5 Kg

Ref: 204492



TENT CARPET FOR EVANSTON™ RANGE

Tent carpet for Evanston™ 4 and 6, final product specification to be confirmed, image for illustration purposes only.

Ref: TBC



PREMIUM SIDE CANOPY

Extend the square footage of your Premium Family tent with this convenient porch, featuring a full length front door and large PVC windows that offer plenty of light.

Flysheet: Polyester, 4,000mm, PU coated, fire retardant

Poles: Steel

Headroom: 227 cm

Dimensions: 210 x 230 cm

Carry bag type: Tubular with draw cord opening

Pack size: 80 x 27 cm Ø

PVC windows

Weight: 7.92 Kg

Ref: 205082



CLASSIC SIDE CANOPY

Increase the size of your Classic Family tent living area with this handy Side Canopy.

Flysheet: Polyester, 2000mm, PU coated, fire retardant

Poles: Fibreglass

Headroom: 200 cm

Dimensions: 240 x 150 cm

Carry bag type: Tubular with draw cord opening

Pack size: 57 x 13 cm Ø

Weight: 4.71 Kg

Ref: 205085



TENT CARPET FOR MACKENZIE™ CABIN RANGE

Tent carpet for Mackenzie™ Cabin 4 and 6, final product specification to be confirmed, image for illustration purposes only.

Ref: TBC



TENT ACCESSORIES

Organisers

Injecting a touch of practicality and convenience into your camping holiday, these high quality camping accessories provide essential organisation during your stay. Including organisers that allow you to maximise your internal storage space, utilising your roof space as well as your floor space.



ONE SHELF HANGING ORGANISER

Practical and easy-to-use organiser that is perfect for keeping important items safe and raised off the ground.

Fabric: Polyester, 500 mm, PU coated, fire retardant
Structure: PVC tube
Height: 30 cm
Width: 35 cm
Weight resistance: 2 Kg
1 hanger
Weight: 100 g
Ref: 205087



TWO SHELVES HANGING ORGANISER

Lightweight and compact when packed, this handy organiser features two shelves.

Fabric: Polyester, 500 mm, PU coated, fire retardant
Structure: PVC tube
Height: 47 cm
Width: 35 cm
Weight resistance: 4 Kg
2 hangers
Weight: 200 g
Ref: 205086



MULTI USE BASKET

A storage basket that can be used for toys, clothes or even rubbish!

Height: 48 cm
Diameter: 45 cm
Fabric: Polyester mesh
Weight: 480 g
Ref: 200873



FOOTPRINT GROUND SHEET FOR EVANSTON™ RANGE

Footprint groundsheets for Evanston™ 4 and 6, final product specification to be confirmed, image for illustration purposes only.

Ref: TBC



COOL WINDOW FAN

The ultimate add-on to any ventilation system. Attaches to any Coleman® Exponent® tent Cool Air™ Port. Converts into a free standing fan with a "kick stand" feature on the magnetic plate.

Features 3 settings: Off, Low, and High
Powered by 6D batteries (not included)
Weather resistant
Ref: 203875



COOL CEILING FAN WITH LIGHT

Multi-functional fan and LED nightlight. Attaches to any tent ceiling using the magnetic plate or carabiner clip.

Magnetic plate and carabiner clip hanging systems
Four white LEDs for illumination
One amber light for nightlight
Two separate switches: one for light, one for fan
Powered by 4D batteries (not included)
Weather resistant
Ref: 204055



GROUND SHEET

Protects the tent groundsheet from sharp stones and mud. Available in 3 sizes

Fabric: PE 140 g/m²
Stuff sack dimensions:
- 10.5 x 36 cm (for the 220 x 220 cm)
- 12.5 x 47 cm (for the 300 x 300 cm)
- 16.2 x 52 cm (for the 640 x 300 cm)
Weight:
- 750 g (for the 220 x 220 cm)
- 1.3 kg (for the 300 x 300 cm)
- 2.8 kg (for the 640 x 300 cm)
Ref: 200843 (220 x 220 cm)
Ref: 200844 (300 x 300 cm)
Ref: 200845 (640 x 300 cm)



FOOTPRINT GROUND SHEET FOR MACKENZIE™ CABIN RANGE

Footprint groundsheets for Mackenzie™ Cabin 4 and 6, final product specification to be confirmed, image for illustration purposes only.

Ref: TBC

X[®] ADVENTURE SLEEPING BAGS

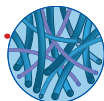
Atom™ Range



The Atom range consists of 3 lightweight mummy sleeping bags that are compact and yet very efficient thanks to the Coletherm[®] Micro insulation and loose shell construction.



Lining: Soft nylon



Insulation:
Coletherm[®]
Micro (bonded
micro fibres)

Shell: Soft nylon
square ripstop

ATOM™ X¹⁴⁰⁰

Cutting edge design and high-performance combine in a bag designed for modern trekkers. Maximising comfort, this bag is lightweight and compact too.

Shell: Soft nylon square ripstop
Insulation: Double layer, 2 x 175 g/m²
Coletherm[®] Micro
Lining: Soft nylon
Size: 220 x 80/55 cm
Pack size: 38 x 26 cm Ø
Weight: 1.95 kg
Ref: 205132



Comfort +1°C	Limit -5°C	Extreme -22°C
-----------------	---------------	------------------

ATOM™ X⁹⁴⁰

Compact and lightweight when you need it, the Atom™ X⁹⁴⁰ offers warmth and performance as standard. This bag is durable too thanks to the nylon ripstop shell.

Shell: Soft nylon square ripstop
Insulation: Single layer, 1 x 220 g/m²
Coletherm[®] Micro
Lining: Soft nylon
Size: 220 x 80/55 cm
Pack size: 34 x 19 cm Ø
Weight: 1.45 kg
Ref: 205131



Comfort +9°C	Limit +5°C	Extreme -9°C
-----------------	---------------	-----------------

ATOM™ X³⁸⁰

Compact, high performance mummy bag that is very lightweight. Perfect for summer getaways, the nylon ripstop shell ensures that it is reliable and strong.

Shell: Soft nylon square ripstop
Insulation: Single layer, 1 x 100 g/m²
Coletherm[®] Micro
Lining: Soft nylon
Size: 220 x 80/55 cm
Pack size: 34 x 16 cm Ø
Weight: 0.85 kg
Ref: 205130



Comfort +13°C	Limit +10°C	Extreme -3°C
------------------	----------------	-----------------



ADVENTURE SLEEPING BAGS

Fusion™ Range



Pillow Pocket

Coletherm®

A lightweight backpacking range, ideal if you are an active camper thanks to its body contoured shape, fully sculpted hood and 3D foot area that are designed to retain heat. The clever integrated pillow pocket secures your pillow, holding it in place.



Insulation: Coletherm® (hollow fibre)

Lining: Brushed polyester

Shell: Soft polyester diamond ripstop on top, polyester on base



FUSION™ XVARIO

The Fusion XVARIO combines two bags in one thanks to the clever two pocket design which allows you to adjust the temperature rating.

Shell: Soft polyester diamond ripstop (top), polyester (base)

Insulation: Single layer, 1 x 150 g/m² Coletherm®

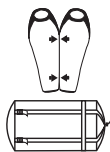
Lining: Brushed polyester

Size: 230 x 80/55 cm

Pack size: 40 x 23 cm Ø

Weight: 1.8 kg

Ref: 205136



Bottom pocket
Upper pocket

Comfort +6°C	Limit +1°C	Extreme -14°C
Comfort* +10°C	Limit +6°C	Extreme -8°C

FUSION™ X850

Great performance and great comfort with a double layer of Coletherm® insulation, offering excellent performance in colder conditions.

Shell: Soft polyester diamond ripstop (top), polyester (base)

Insulation: Double layer, 2 x 150 g/m² Coletherm®

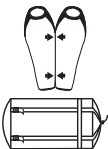
Lining: Brushed polyester

Size: 230 x 80/55 cm

Pack size: 37 x 25.5 cm Ø

Weight: 1.52 kg

Ref: 205135



Comfort +7°C	Limit +2°C	Extreme -13°C
-----------------	---------------	------------------

FUSION™ X480

Ideal for a touring camper, this bag benefits from a body contoured shape with a sculpted hood and 3D foot area to ensure that you stay comfortable and warm the whole night long.

Shell: Soft polyester diamond ripstop (top), polyester (base)

Insulation: Double layer, 1 x 150 g/m² Coletherm®

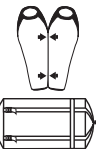
Lining: Brushed polyester

Size: 230 x 80/55 cm

Pack size: 36 x 20.5 cm Ø

Weight: 1.2 kg

Ref: 205134



Comfort +12°C	Limit +9°C	Extreme -5°C
------------------	---------------	-----------------

FUSION™ X JUNIOR

High performance for younger campers, the Fusion™ Junior has a technical appeal but is extra comfortable too thanks to the use of Coletherm® insulation.

Shell: Soft polyester diamond ripstop (top), polyester (base)

Insulation: Double layer, 1 x 300 g/m² Coletherm®

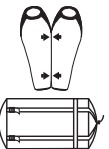
Lining: Brushed polyester

Size: 190 x 70/45 cm

Pack size: 33 x 22 cm Ø

Weight: 1.2 kg

Ref: 205133



Comfort +11°C	Limit +7°C	Extreme -6°C
------------------	---------------	-----------------

LET'S GO OUTSIDE




ADVENTURE SLEEPING BAGS

Lite™ Range



The Lite™ range consists of 3 lightweight mummy sleeping bags that are compact and yet very efficient in terms of insulation thanks to the Coletherm® Micro filling and loose shell construction.



Lining: Brushed polyester

Shell: Soft polyester diamond ripstop on top, polyester on base



Insulation: Coletherm® Micro (bonded micro fibres)



LITE™ I620

A trusted companion in lower temperatures, this lightweight sleeping bag features high performance Coletherm® Micro insulation which offers a great weight to heat ratio.

Shell: Soft polyester diamond ripstop (top), polyester (base)

Insulation: Single layer, 1 x 300 g/m²

Coletherm® Micro

Lining: Soft polyester

Size: 220 x 80/55 cm

Pack size: 41 x 23 cm Ø

Weight: 1.65 kg

Ref: 204374



Comfort

+6°C

Limit

+1°C

Extreme

-15°C

LITE™ I240

As one of the most important components of an active camper's kit, this durable sleeping bag offers a lightweight solution providing comfort for a more relaxing night's sleep.

Shell: Soft polyester diamond ripstop (top), polyester (base)

Insulation: Single layer, 1 x 200 g/m²

Coletherm® Micro

Lining: Soft polyester

Size: 220 x 80/55 cm

Pack size: 40 x 20 cm Ø

Weight: 1.25 kg

Ref: 204373



Comfort

+9°C

Limit

+5°C

Extreme

-9°C

LITE™ 910

As the name suggests, this sleeping bag offers a comfortable, lightweight solution for active campers who require great performance as standard.

Shell: Soft polyester diamond ripstop (top), polyester (base)

Insulation: Single layer, 1 x 100 g/m²

Coletherm® Micro

Lining: Soft polyester

Size: 220 x 80/55 cm

Pack size: 30 x 17 cm Ø

Weight: 910 g

Ref: 204372



Comfort

+16°C

Limit

+13°C

Extreme

0°C





ADVENTURE SLEEPING BAGS

Xylo™ and Atlantic™



A dual colour pattern and striking contoured design with tough shell and soft lining.



Lining: Polyester



Insulation: Coletherm® (hollow fibre)

Shell: Polyester ripstop and polyester



Lining: Polycotton

XYLO™ RED

Ideal for touring and backpacking, the Xylo™ offers comfort and performance.

Shell: Polyester ripstop and polyester

Insulation: Double layer, 2 x 125 g/m² Coletherm®

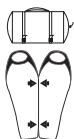
Lining: Polyester

Size: 220 x 80/55 cm

Pack size: 37 x 22.5 cm Ø

Weight: 1.5 kg

Ref: 202932



Comfort +10°C

Limit +6°C

Extreme -8°C

XYLO™ BLUE

Coletherm® insulation and a soft polyester lining provide comfort and warmth throughout the night.

Shell: Polyester ripstop and polyester

Insulation: Double layer, 2 x 125 g/m² Coletherm®

Lining: Polyester

Size: 220 x 80/55 cm

Pack size: 37 x 22.5 cm Ø

Weight: 1.5 kg

Ref: 202931



Comfort +10°C

Limit +6°C

Extreme -8°C

ATLANTIC™

This sleeping bag looks great and is durable thanks to the diamond ripstop shell.

Shell: Polyester diamond ripstop and polyester

Insulation: Single layer, 1 x 200g/m² polyester fibre

Lining: Polycotton

Size: 205 x 80/55 cm

Pack size: 37 x 19 cm Ø

Weight: 1.1 kg

Ref: 202591



Comfort +12°C

Limit +8°C

Extreme -5°C

LET'S GO OUTSIDE



COWL SLEEPING BAGS

Hudson™ Range



The Hudson™ range consists of 4 ultra-comfortable sleeping bags with wide dimensions, large hood, flannel lining and very convenient integrated pillow pocket.

Shell: Soft Polyester

Lining: Flannel

Pillow Pocket

Insulation: Single layer, Coletherm® (hollow fibre)



HUDSON™ DOUBLE

Luxuriate in this supersoft cotton flannel lined sleeping bag. This extra spacious bag is designed with couples in mind and is ideal for camping, caravanning or when entertaining guests at home.

Shell: Soft polyester
Insulation: Single layer, 1 x 300 g/m² Coletherm®
Lining: Flannel
Size: 235 x 150 cm
Pack size: 48 x 36 cm Ø
Weight: 3.7 kg
Ref: 205144

Comfort +7°C	Limit +2°C	Extreme -13°C
--------------	------------	---------------



HUDSON™ 235 COMFORT

A plush and stylish, high performance cowl bag. Maximum comfort thanks to the deep fill Coletherm® insulation that is unique to Coleman® products.

Shell: Soft polyester
Insulation: Single layer, 1 x 450 g/m² Coletherm®
Lining: Flannel
Size: 235 x 90 cm
Pack size: 39 x 35.5 cm Ø
Weight: 2.7 kg
Ref: 205143

Comfort 0°C	Limit -6°C	Extreme -23°C
-------------	------------	---------------



HUDSON™ 235

You'll never want to get up from this large, ultra-comfortable cowl sleeping bag. The contemporary design makes this bag a must-have.

Shell: Soft polyester
Insulation: Single layer, 1 x 300 g/m² Coletherm®
Lining: Flannel
Size: 235 x 90 cm
Pack size: 42 x 30 cm Ø
Weight: 2.2 kg
Ref: 205142

Comfort +6°C	Limit +1°C	Extreme -15°C
--------------	------------	---------------



HUDSON™ JUNIOR

Designed for younger campers, the Hudson™ Junior sleeping bag is stylish and seriously comfortable, promoting a deeper sleep. Kids will wake up feeling ready to take on the world.

Shell: Soft polyester
Insulation: Single layer, 1 x 200 g/m² Coletherm®
Lining: Flannel
Size: 170 x 70 cm
Pack size: 33 x 22 cm Ø
Weight: 1.1 kg
Ref: 205141

Comfort +15°C	Limit +10°C	Extreme +5°C
---------------	-------------	--------------





RECTANGULAR SLEEPING BAGS

Hampton™ Range



A soft and sumptuous range of over-sized rectangular sleeping bags. These bags feature Coletherm® insulation that improves the loft and warmth of the bag.

Shell: Cotton

Lining: Flannel

Comfort Cuff

Insulation:
Single layer,
Coletherm®
(hollow fibre)



HAMPTON™ DOUBLE

Double-sized comfort that offers luxury for couples at the campsite.

Shell: Cotton
Insulation: Single layer,
1 x 300 g/m² Coletherm®
Lining: Flannel
Size: 220 x 150 cm
Pack size: 48 x 44 x 24 cm
Weight: 4.55 kg
Ref: 205140

HAMPTON™ 220

Surround yourself in softness with this ultra-comfortable and stylish rectangular sleeping bag, it has large dimensions for a more relaxing night's sleep.

Shell: Cotton
Insulation: Single layer,
1 x 300 g/m² Coletherm®
Lining: Flannel
Size: 220 x 100 cm
Pack size: 46 x 36 x 18 cm
Weight: 2.75 kg
Ref: 205139

HAMPTON™ 220

Surround yourself in softness with this ultra-comfortable and stylish rectangular sleeping bag, it has large dimensions for a more relaxing night's sleep.

Shell: Cotton
Insulation: Single layer,
1 x 300 g/m² Coletherm®
Lining: Flannel
Size: 220 x 100 cm
Pack size: 46 x 36 x 18 cm
Weight: 2.75 kg
Ref: 205138

HAMPTON™ JUNIOR

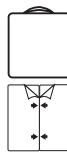
For younger campers who enjoy the comfort of a rectangular sleeping bag.

Shell: Cotton
Insulation: Single layer,
1 x 200 g/m² Coletherm®
Lining: Flannel
Size: 190 x 80 cm
Pack size: 38 x 34 x 16 cm
Weight: 1.7 kg
Ref: 205137

Comfort +6°C
Limit +1°C
Extreme -15°C



Comfort +2°C
Limit -3°C
Extreme -20°C



Comfort +2°C
Limit -3°C
Extreme -20°C



Comfort +10°C
Limit +6°C
Extreme -8°C



LET'S GO OUTSIDE



RECTANGULAR SLEEPING BAGS

Pacific™ Range



The Coleman® Pacific™ range of sleeping bags is composed of 4 rectangular bags that will bring you all the comfort that you need while camping.



PACIFIC™ DOUBLE

Take comfort to the max with the Pacific™ Double, designed for couples. Perfect for the campsite or when entertaining guests at home.

Shell: Polyester
Insulation: Single layer,
1 x 350g/m² polyester fibre
Lining: Flannel
Size: 220 x 140 cm
Pack size: 52 x 38 cm Ø
Weight: 3.5 kg
Ref: 205177

PACIFIC™ 220

Warmth and comfort are abundant in this over-sized rectangular bag. Unwind and relax surrounded in the supersoft cotton flannel lining.

Shell: Polyester
Insulation: Single layer,
1 x 200g/m² polyester fibre
Lining: Flannel
Size: 220 x 100 cm
Pack size: 48 x 23 cm Ø
Weight: 1.8 kg
Ref: 205176

PACIFIC™ 205

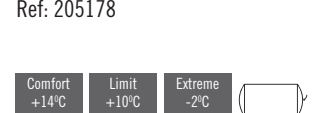
Durable and comfortable sleeping bag with large dimensions and efficient insulation for increased warmth.

Shell: Polyester
Insulation: Single layer,
1 x 200g/m² polyester fibre
Lining: Flannel
Size: 205 x 85 cm
Pack size: 40 x 20 cm Ø
Weight: 1.45 kg
Ref: 205175

PACIFIC™ JUNIOR

After a tough day enjoying themselves, every child deserves a comfortable night's sleep. The vibrantly coloured Pacific™ Junior combines a supersoft flannel lining and hardwearing polyester shell for comfort and durability.

Shell: Polyester
Insulation: Single layer,
1 x 180g/m² polyester fibre
Lining: Flannel
Size: 190 x 75cm
Pack size: 35 x 17cm Ø
Weight: 1.05 kg
Ref: 205178





SLEEPING BAG ACCESSORIES

Liners & Pillows

Clever accessories that enhance comfort when you're using Coleman® sleeping bags.

COTTON LINER

This cosy sleeping bag liner will provide you with additional warmth and comfort and will preserve the life of your sleeping bag.

2 shapes: Rectangular (R) and Mummy (M)

Fabric: Cotton

Pack size: 24 x 8 cm Ø

Weight: 334 g (M) 420 g (R)

Ref: 200839 Mummy

Ref: 200838 Rectangular



COMPACT PILLOW

A soft hollow fibre pillow which stuffs into its own pocket. Extremely lightweight and compact.

Fabric: Polycotton and nylon

Dimensions: 28 x 40 cm

Folded dimensions: 15 x 28 cm

Insulation: Hollow fibre

Weight: 180 g

Ref: 200842



FOLD'N GO™ PILLOW

Large comfortable pillow that conveniently packs into itself for compact storage.

Fabric: Cotton flannel

Open dimensions: 45 x 56 cm

Folded dimensions: 45 x 28 cm

Insulation: Hollow fibre

Weight: 300 g

Ref: 203918



AIRBEDS

Raised Quickbed™ and Comfort Beds



Coleman® airbeds combine extra comfort with reliability thanks to the Coleman® advanced Airtight® system with a Double Lock™ valve. These airbeds are guaranteed not to leak. The coils structure and large dimensions add to your comfort while sleeping. These new airbeds are Phthalate-free, removing any nasty plasticizers, making them kinder to the environment and kinder to you.

RAISED QUICKBED™ QUEEN AIRBED

Double high for double comfort, the Raised Quickbed™ Queen is perfect for two people. Now Phthalate-free making it kinder to the environment and kinder to you.

Phthalate-free

Airtight® system: Double Lock™ valve locks in air two ways

Exclusive Wrap'N'Roll™ system ensures the bed is easy to roll, fold and store in its integrated carry bag

PVC thickness: 0.4mm (bottom) and 0.6mm (flocked on top)

Double high foundation (height: 47cm)

Dimensions: 213 x 168 x 47 cm

Weight: 7.25 kg

Ref: 205080



COMFORT BED DOUBLE

This clever double airbed features the Dual Chamber offering two separate air chambers so that each user can define their own level of comfort. Now Phthalate-free making it kinder to the environment and kinder to you.

Phthalate-free

Airtight® system: Double Lock™ valve locks in air two ways

Carry bag and repair kit included

PVC thickness: 0.4mm (bottom) and 0.6mm (flocked on top)

Dimensions: 188 x 137 x 22 cm

Weight: 3.5 kg

Ref: 205237

COMFORT BED SINGLE

This single airbed combines comfort with safe durability for peace of mind. The new mattress is Phthalate-free, making it kinder to the environment and kinder to you.

Phthalate-free

Airtight® system: Double Lock™ valve locks in air two ways

Carry bag and repair kit included

PVC thickness: 0.4mm (bottom) and 0.6mm (flocked on top)

Dimensions: 188 x 85 x 22 cm

Weight: 2.3kg

Ref: 205073





AIRBEDS & INFLATABLES

Loveseat™, U Chair™, Scoop™ Chair

Featuring the Airtight® system, Coleman® inflatable furniture offers reliability and comfort at the campsite or simply in the garden .

LOVESEAT™

Perfect for two people thanks to its large dimensions and good back support, it even features two separate cup holders so that each user can sit back and unwind whilst always having a drink close at hand. The inflatable structure offers stability so that each user can sit comfortably.

Airtight® system: Double Lock™ valve locks in air two ways

Capacity: 2 persons

Dual cup holder

Dimensions: 71 x 129 x 72 cm

Weight: 2.8 kg

Ref: 203295



U CHAIR™

Comfort and convenience combine in the U Chair™. With a full width back rest and two armrests, this chair has everything to offer for the campsite, home and garden.

Airtight® system: Double Lock™ valve locks in air two ways

Capacity: 1 person

1 cup holder

Dimensions: 67 x 83 x 72 cm

Weight: 2 kg

Ref: 203294



SCOOP CHAIR™

A comfortable inflatable chair that is contoured to the body for increased comfort. Perfect for the campsite or as an additional chair at home or in the garden.

Airtight® system: Double Lock™ valve locks in air two ways

Capacity: 1 person

Dimensions: 58 x 66 x 61 cm


Weight: 1.05 kg

Ref: 203293



AIRBEDS & INFLATABLES

Sheets & Pumps



FLANNEL AIRBED SHEET

SINGLE

Stylish and soft to the touch sheets that will perfectly fit your Coleman® single size airbed (188 cm versions only). Ideal for comfortable night's sleep.

Single size fitting both Campingaz® and Coleman® single airbed of 188 cm

Fabric: Printed Flannel

Pack size: 21 x 12 cm Ø

Mesh carry bag included

Weight: 370 g

Length: 188 cm

Ref: 204487



FLANNEL AIRBED SHEET

DOUBLE

Stylish and soft to the touch sheets that will perfectly fit your Coleman® double size airbed (188 cm versions only). Ideal for comfortable night's sleep.

Double size fitting both Campingaz® and Coleman® double airbed of 188 cm

Fabric: Printed Flannel

Pack size: 21 x 12 cm Ø

Mesh carry bag included

Weight: 520 g

Length: 188 cm

Ref: 204486



RECHARGEABLE QUICKPUMP™

AIRPUMP

Inflates and deflates airbeds very rapidly.

2 separate functions: inflates and deflates

Charger 230 Vac and 12 Vdc included

Hose included

Double Lock™ valve, Boston valve and pinch valve adapters

Ergonomic design

Running time: 20 minutes or more (fully charged)

Air flow: 600 litres per minute

Head pressure: 39 mbar

Carry bag included

Weight: 1.8 kg

Ref: 204167



12V QUICKPUMP™ AIRPUMP

Dual function pump: Inflates and deflates.

Can be used on 12Vdc car battery only

Hose included

Double Lock™ valve, Boston valve and pinch valve adapters

Carry bag included for easy carrying and storage

This pump can inflate or deflate a Quickbed®

Double in less than 1 minute

Ref: 203616



AIRBEDS & INFLATABLES

Self inflating mats



TOURING MAT

Comfortable self-inflating mat, light enough for campers on the move.

Shape: Rectangular
Top shell fabric: Polyester
Bottom shell fabric: Oxford polyester ripstop
Foam: Polyurethane
Dimensions: 183 x 51 x 2.5 cm
Pack size: 32 x 17.5 cm
Carry bag included
2 hook and loop closure strap included
Repair kit included
Weight: 715 g
Ref: 204589



LITE MAT

With its mummy shape and circular die cut pattern foam, this self-inflating mat provides ultra light-weight and compactness and yet comfort for backpackers. The nylon diamond ripstop fabric makes it more resistant.

Shape: Mummy
Top shell fabric: Nylon diamond ripstop
Bottom shell fabric: Nylon diamond ripstop
Foam: Polyurethane
Dimensions: 183 x 51 x 2.5 cm
Pack size: 28 x 15 cm
Carry bag included
1 hook and loop closure strap included
Repair kit included
Weight: 660 g
Ref: 205262





PROPANE APPLIANCES

Propane Stoves

Coleman® propane stoves are easy to use and exceptionally efficient. Two propane cylinders will provide a family of 4 with 3 cooked meals per day on a full week's camping holiday (based on internal lab tests).



FOLD'N GO™

The ultimate stove for cooking on the go thanks to its foldable design with locking handle for easy transport and storage.

Includes: PerfectFlow® technology, InstaStart™ ignition, 2 independently adjustable burners, aluminised steel cooking grate

Operates off new 100% Propane cylinders

Power: 5540W

Runtime: 1hr 10min on high

Boil time: 6min 10sec

Weight: 3.65 kg

Ref: 204325

(moving to 205163)



PERFECTFLOW™ GRILL

Family mealtimes just got a little quicker and more creative thanks to this new stove and grill, both operating simultaneously for ultimate cooking flexibility.

Includes: PerfectFlow® technology, InstaStart™ ignition, independently adjustable grill and burner, aluminised steel cooking top on the stove, removable die-cast aluminium grill, easy clean grease management area for the grill and the WindBlock™ system

Operates off new 100% Propane cylinders

Power: 5540W

Runtime: 1hr 10min on high

Boil time: 5min 50sec

Weight: 5.86 kg

Ref: 204324

(moving to 205165)



PERFECTFLOW™ 2 BURNER

Enjoy family mealtimes, cooking sumptuous feasts on this high powered 2 burner stove, operating off new 100% Propane cylinders.

Includes: PerfectFlow® technology, InstaStart™ ignition, 2 independently adjustable burners, aluminised steel cooking top and the WindBlock™ system

Operates off new 100% Propane cylinders

Power: 6480W

Runtime: 1hr on high

Boil time: 4min 55sec

Weight: 5 kg

Ref: 204326

(moving to 205166)



POWER PACK™ 1 BURNER

Low profile, single burner, 100% Propane stove which is incredibly compact for storage and offers a sturdy, stable base whilst at the same time coping effortlessly with large based saucepans.

Includes: PerfectFlow® technology, large pan support, adjustable burner

Operates off new 100% Propane cylinders

Power: 2200W

Runtime: 3hr on high

Boil time: 6min 20sec

Weight: 2.93 kg

Ref: 205168





PROPANE APPLIANCES

Propane Stove, Lantern & Heater



100% PROPANE : A FUEL WITHOUT COMPROMISE

More powerful, more efficient and more extreme. Perfect for family camping or adventure.

- 100% Propane performs better and is more efficient than propane/butane gas mixes at all temperatures.
- 100% Propane non-refillable gas cylinders are light, compact, easy to transport and every single gramme of gas can be used.
- 100% Propane appliances feature the PerfectFlow® System, an integrated regulator that provides consistent performance in cold weather, high altitudes and when fuel is running low, there is no need for a regulator or tubing.
- 100% Propane can be used down to -42°C; ideal for all year round use.



PERFECTFLOW™ I BURNER

Efficient and sturdy, single burner, 100% Propane stove with a large cooking surface and a stable base. The intelligent bowl design protects the burner in windy conditions and features a dented pan support system that evenly distributes the heat across the surface of the pan for faster cooking times.

Includes: PerfectFlow® technology, 20cm bowl with pan supports, adjustable burner, wide base with fold out feet for stability
Operates off new 100% Propane cylinders
Power: 2931W
Runtime: 2hr 5min on high
Boil time: 4min 15sec
Weight: 1.48 kg
Ref: 205167



BLACKCAT™ PROPANE HEATER

The perfect companion in lower temperatures thanks to the use of propane, this heater integrates the PerfectTemp™ catalytic process which is platinum catalytic technology for a flameless, more stable heat. Additionally, it features the PerfectFlow® system for a regulated fuel stream, particularly effective in low temperatures or variable altitudes, providing constant performance for the life of the cylinder.

Includes: PerfectFlow® technology, InstaStart™ ignition, PerfectTemp™ catalytic process
Operates off new 100% Propane cylinders
Power: 870W
Runtime: 7hr 30min on high
Weight: 1.56kg
Ref: 204322



NORTHSTAR™ LANTERN PROPANE

The brightest star, this lantern offers unparalleled luminosity. A thoroughly rugged design, it comes with a convenient carry case. The stability foot secures the lantern on uneven terrain, whilst PerfectFlow® technology ensures constant lighting for the cylinder life and regardless of the conditions.


Includes: PerfectFlow® technology, InstaStart™ ignition, foot base with foldable legs, a porcelain ventilator, globe protection, effortless to change Insta-Clip® mantle and a soft carry case
Operates off new 100% Propane cylinders
Power: 170W
Runtime: 4hr 30min on high
Weight: 1.77kg
Ref: 204323
(moving to 205164)



UNLEADED APPLIANCES

Unleaded Stoves

Coleman® liquid fuel stoves are ideal for base camps and expeditions anywhere in the world. Strong and reliable, they all operate from Coleman® Liquid Fuel and unleaded petrol.



UNLEADED 2-BURNER STOVE

Rugged and tough 2 burner Dual Fuel™ stove with large pan supports and effective windshields, perfect for a family or group camp. When you're done, it conveniently packs into its self-contained carry case.

Operates off unleaded petrol or Coleman® Fuel
Power: 4225W
Runtime: Up to 2h
Size: 46 x 29 x 12 cm
Boil time: 4min
Weight: 5.3kg
Ref: 39213



UNLEADED FEATHER™ STOVE

A lightweight single burner, Dual Fuel™ stove that is a perfect backpacker's companion thanks to its fold out feet and lightweight, rugged construction.

Operates off unleaded petrol or Coleman® Fuel
Power: 2200W
Runtime: Up to 7h
Size: 15 x 12 cm
Boil time: 3min 55sec
Weight: 685g
Ref: 39214



Carry case included

UNLEADED SPORTSTER™ II

Built to stand the test of time, this durable, Dual Fuel™ single burner stove ensures that you will never be hungry wherever you go.

Operates off unleaded petrol or Coleman® Fuel
Power: 2500W
Runtime: Up to 8h 30min
Size: 15 x 12 cm
Boil time: 4min 58sec
Weight: 1.185kg
Ref: 200016



UNLEADED APPLIANCES



Unleaded Lanterns

Coleman® liquid fuel lanterns are ideal for base camps and expeditions anywhere in the world. Strong and reliable, they all operate from Coleman® Liquid Fuel and unleaded petrol.

NORTHSTAR™ LANTERN

A shining star, this lantern is exceptionally bright and runs on Coleman® Fuel or unleaded petrol, meaning you can rely on it when travelling the world. If you're looking for a lantern that's reliable, durable, safe, economical and easy-to-use, it will exceed your expectations.

Operates off unleaded petrol or Coleman® Fuel
Filter funnel included
Electronic ignition
Runtime: Up to 14h
Height: 36cm
Power: 220W
Weight: 1.8kg
Ref: 200022



POWERHOUSE™ 2 MANTLE LANTERN

Extremely rugged and durable, this lantern is easy-to-use and economical. Long burn times and fully adjustable light output, from soft ambient light to bright effective lighting, make it perfect for camping or fishing trips.

Operates off unleaded petrol or Coleman® Fuel
Filter funnel included
Runtime: Up to 14h
Height: 36cm
Power: 175W
Weight: 1.62kg
Ref: 200024



2 MANTLE LANTERN

Powerful and fully adjustable, it is perfect for adverse weather conditions thanks to its rugged construction. Long burn times on a tank of fuel offer unparalleled economy, an admirable companion on any trip.

Operates off unleaded petrol or Coleman® Fuel
Filter funnel included
Runtime: Up to 14h
Height: 32cm
Power: 140W
Weight: 1.4kg
Ref: 200786



1 MANTLE LANTERN

Compact, bright and incredibly efficient, this lantern is rugged and easy-to-use. Durable and tough components make it an ideal companion if you are an active camper looking for a robust, effective lantern for your travels.

Operates off unleaded petrol or Coleman® Fuel
Filter funnel included
Runtime: Up to 14h
Height: 32cm
Power: 125W
Weight: 1.3kg
Ref: 39219

X[®] CARTRIDGE APPLIANCES

F1 Range

The F1 stoves and lantern are incredibly light and offer a combination of features that backpackers and trekkers have previously only dreamt about.



FIPOWER[®] PZ

Ultra-light stove with a high power of 7000W. Ideal for hikers, trekkers and backpackers. It features four foldable pan supports, an integrated arm locking ring for added safety and piezo ignition. It has a great wind resistance.

Power: 7000W
Boil time: 2min 30sec
Lightweight carry pouch included
Size: 9 x 12 x 7 cm
Weight: 153g
Ref: 202662



FILITE[®] STOVE

One of the lightest stoves on the market at 77g, the F1 Lite[®] is compact with three pan supports that can be folded and detached. The pilot light burner system prevents strong winds from extinguishing the flame.

Power: 4800W
Boil time: 3min
Lightweight and compact textile carry pouch (11g)
Size (arms detached): 4.3 x 8 x 5 cm
Weight: 77g
Ref: 68178



FI SPIRIT[™]

Combining a compact design with technological materials including lightweight PEEK plastic components. The F1 Spirit[™] features foldable stainless steel arms with a high power burner, making it an admirable trekking partner.

Power: 3000W
Boil time: 3min 30sec
Lightweight carry pouch included
Size: 9.5 x 7 cm
Weight: 118g
Ref: 203410



FILITE[®] LANTERN

One of the lightest lanterns on the market. It has been designed for trekking where every gramme counts. The textile carry pouch incorporates a lightweight protection cylinder for added convenience. Easy access to mantle with detachable mesh globe.

Wire knob for easier handling (with gloves)
Light cable handle (only 4.1g)
Lightweight carry pouch included
Size: 5 x 5 x 10.5 cm
Weight: 88g
Ref: 69188

X[®] COOKING ACCESSORIES

Cook Sets



NON STICK COOK KIT

Non stick compact and lightweight cook kit specially designed for backpackers' needs.

Includes: 1.7 litre pot, 1.4 litre pot, 1 lid, 1 pot gripper

Non stick, hard-anodised aluminium

Pots have a grooved base to keep centred on the stove

Lid features a silicon heat pad

Nylon stuff sack included

Weight: 425g

Ref: 204026



NON STICK COOK KIT PLUS

Compact and lightweight, it is ideal for backpackers.

Includes: 3 litre pot, 2.5 litre pot, 2 lids, 1 skillet, 1 pot gripper

Non stick, hard-anodised aluminium

Pots have a grooved base to keep centred on the stove

Lid features a silicon heat pad

Nylon stuff sack included

Weight: 985g

Ref: 204027



MINI COOK KIT

Ultra-compact cook kit, constructed with durable and strong, hard anodised materials for high performance in the extremes.

Includes: 2 pans and 2 pots with capacity from 350ml to 940ml

Durable hard-anodised aluminium set

Convenient handles fold flat for easy packing

Stuff sack included

Weight: 515g

Ref: 204028



STAINLESS STEEL FORK

It's a spoon and a fork, one tool with multiple uses.

Lightweight and durable stainless steel

Weight: 32.2g

Ref: 204024



FAMILY COOK SET

Ideal cook set for family campers.

Includes: frying pan/large pot with lid/saucepan with lid

Heavy duty steel

Riveted, plated steel handle

Non-stick surfaces

Detachable handle fits to frying pan and saucepan

Ref: 204057



RoadTrip® Pro

Compact and lightweight, the RoadTrip® Pro optimises mobility for easier handling. Wherever your road takes you, from the campsite to a picnic spot, in the garden at home or even on the beach, the innovative foldaway design goes from folded to cooking in seconds. The folding stand allows for rapid set-up and set-down with folding side tables that secure neatly inside the grill so that you can easily pop it in the car to add cooking flair to any excursion.



®

Perfect for barbecues on the go, it features fully adjustable burners, open-flame, drip-through grilling system, 2-piece chrome plated wire grill grates, piezo ignition.

Power: 7kW

Cooking surface: 2250cm²

Burners: Stainless steel burners with porcelain heat tents

Ref: 203959



®

Durable and tough cover, designed to protect your RoadTrip® Pro from temperature fluctuations and adverse weather conditions.

Ref: 203952

®



Open



Fold



Go



GAS CARTRIDGES & LIQUID FUEL

Gas and Fuel

Safe, reliable and easy-to-use, Coleman® energy offers efficient fuel sources that you can trust. New 100% Propane cartridges are characterised by their exceptional efficiency, high-octane performance and ability to operate in extreme cold conditions and at altitude. Coleman® gas cartridges feature a butane/propane mix for increased performance in lower temperatures and Coleman® Fuel offers the reassurance of a very pure and refined form of unleaded petrol.



100% PROPANE CYLINDER TWIN PACK

Each Coleman® 100% Propane cylinder contains 465g of propane. Thanks to the physical properties of propane, every last gramme of gas in the cylinder is used to operate your stove, lantern or heater. It is also a cleaner combusting fuel, producing less carbon dioxide and as a result, less pollution.

Pack of 2 100% Propane cylinders
465g of propane per cylinder
Size: 19.5 x 10 cm
Weight: 935g
Ref: 204488



COLEMAN® FUEL

Coleman® Fuel has been specially formulated to burn exceptionally well and is the best option for your Coleman® liquid fuel appliances.

Half litre
Size: 17.5 x 10 x 4.5 cm
Weight: 440g
Ref: 5103G253



COLEMAN® FUEL 1 LITRE

1 litre of Coleman® Fuel.
Ref: TBC



COLEMAN® 500

445g butane/propane mix, valved cartridge
Size: 10.5 x 16 cm
Weight: 598g
Ref: 203088



COLEMAN® 250

220g butane/propane mix, valved cartridge
Size: 10.5 x 9 cm
Weight: 345g
Ref: 203086



COLEMAN® 100

97g butane/propane mix, valved cartridge
Size: 9 x 7 cm
Weight: 175g
Ref: 200760

X ELECTRIC LIGHTS

Coleman® Exponent® electric lights offer excellent performance and feature advanced CREE® LEDs for exceptionally bright white light.

MINI LED HEADLAMP

Compact and exceptionally lightweight, even with batteries the Mini Headlamp weighs only 34g making it perfect for fast and light adventures.

Bulbs: Three bright 5 mm white LEDs
 Light output*: 8 lumens
 Beam distance*: 16 m
 Runtime*: 8 hours
 Dimensions: 6.4 x 2.8 x 2.6 cm
 Batteries: 2 CR2032 (not included)
 Weight: 28 g (34 g with batteries)
 Ref: 205101



MINI HEADLAMP

Good things come in small packages; the smallest and brightest Coleman® Exponent® headlamp available. Featuring an exceptionally bright CREE® XR-E LED.

Bulbs: One CREE® XR-E LED
 Light output*: 65 lumens high, 18 lumens low
 Beam distance*: 88 m
 Runtime*: 2 hours high, 7 hours low
 Positions: High / Low / Emergency strobe / Off
 Adjustable headlamp to 5 positions
 Foam pad on the bracket
 Weather resistant
 Dimensions: 4.6 x 3.7 x 3 cm
 Batteries: 1 lithium CR2 (not included)
 Weight: 41 g with battery
 Ref: 204405

4AA PACKAWAY™ LANTERN

This heavy-duty Pack-Away™ lantern is super bright thanks to the 1W CREE® LED. The rugged, space-saving design packs safely into its own housing for transport.

Bulbs: One 1 watt white CREE® XR-E LED
 Light output*: 105 lumens high, 42 lumens low
 Beam distance*: 8 m
 Runtime*: 5 hours high, 21 hours low, 10 hours strobe
 Positions: High / Low / Emergency strobe / Off
 Integrated metal handle
 Small carabiner included
 Dimensions (open): 12.7 x 6.9 x 4.7 cm
 Dimensions (folded): 8.1 x 6.9 x 4.7 cm
 Batteries: 4 AA (not included)
 Weight: 220 g with batteries
 Ref: 203804

CR123A LITHIUM

PACKAWAY™ LANTERN

For adventurers on the go, the clever construction with a non-slip, rubberised shell, allows the lantern to fold into itself for care-free transportation.

Bulbs: One CREE® XR-E LED
 Light output*: 110 lumens high, 50 lumens low
 Beam distance*: 8 m
 Runtime*: 6 hours high, 17 hours low, 43 hours strobe
 Positions: High / Low / Emergency strobe / Off
 Shuts off automatically when closed
 Moulded-in lanyard connections in the top cap
 No slip grip, rubberised outer shell
 Weather resistant
 Dimensions (open): 10 x 5.8 x 5.5 cm
 Dimensions (closed): 6.3 cm x 5.8 x 5.5 cm
 Batteries: 3 lithium CR123 (not included)
 Weight: 137 g with batteries
 Ref: 204404



ELECTRIC LIGHTS

Coleman® electric lights are trusted by families all over the world. Clever features and long battery lives are built-in as standard.

LED RECHARGEABLE LANTERN

Ultra Bright Cree XR-E LED rechargeable lantern, with adjustable brightness and integrated nightlight. Recharge at home or in the car with the included 230V or 12V adaptors which conveniently store inside the lantern base.

Bulbs: One CREE® XR-E LED
Light output*: 125 lumens high, 80 lumens low
Beam distance*: 7.5 m
Runtime*: 5 hours high, 10 hour low
Positions: High / Low / Nightlight / Off
Rechargeable: Charges from 230V adapter for home use or from 12V adapter for portable use
230V and 12V adapters included and store inside base of lantern
Durable chrome plated rhino guard
Emergency ON operation
Weather resistant
Dimensions: 30 x 18.5 cm ø
Weight: 2.2 Kg (with chargers in the base)
Ref: 205097



3AA MICROPACKER™ LED LANTERN

Super bright, compact and lightweight lantern ideal for backpackers!

Bulbs: One 1 watt CREE® XR-E LED
Positions: High / Low / Emergency strobe / Off
Push button control
Sliding reflector projects light forward
Metal handle nests against top cap
Dimensions: 16.3 x 5.7 x 4.4 cm
Batteries: 3 AA (not included)
Weight: 199 g
Ref: 203799



4D LED LANTERN

A super-bright personal lantern that uses ultra-powerful Cree® XR-E LEDs for intense luminosity. It also features a nightlight, perfect when camping with kids.

Bulbs: One CREE® XR-E LED
Light output*: 125 lumens high, 80 lumens low
Beam distance*: 7.5 m
Runtime*: 5 hours high, 10 hour low
Positions: High / Low / Nightlight / Off
Rotary dial switch
Chrome plated rhino guard and carry handle
LED keeps lantern cool while running
Weather resistant
Dimensions: 24 x 13.5 cm ø
Batteries: 4 D (not included)
Weight: 1.2 Kg with batteries
Ref: 204412



4D LED PACK-AWAY™ LANTERN

A super-bright lantern that features the Coleman® Pack-Away™ design. Shuts off automatically as soon as the lantern is packed away.

Bulbs: One CREE® XR-E LED
Light output*: 140 lumens high, 95 lumens low
Beam distance*: 7 m
Runtime*: 18 hours high, 40 hours low
Positions: High / Low / Nightlight / Off
Patented Pack-Away™ feature
Chrome plated carry handle
LED keeps lantern cool while running
Weather resistant
Dimensions: 24 x 15.7 x 13.6 cm
Batteries: 4 D (not included)
Weight: 1.2 Kg with batteries
Ref: 204414

LET'S GO OUTSIDE



ELECTRIC LIGHTS

Coleman® lanterns provide light over a wide area, perfect for family camping trips.

RUGGED RECHARGEABLE LANTERN

Rugged rechargeable lantern with tough and durable construction to cope with heavy usage. Perfect for the campsite, both chargers can be stored inside the base. It also includes a nightlight which makes it an ideal lantern for families.

Bulbs: One 9 watt fluorescent U-tube

Light output*: 165 lumens high

Runtime*: 6 hours high, 9 hours low

Positions: High / Low / Off

Charges from 230 Vac or 12 Vdc (both chargers included)

Chargers can be stored in lantern base

Weather resistant

Dimensions: 33 x 19 cm ø

Weight: 1.8 Kg (with chargers in the base)

Ref: 204613



4D PACK-AWAY™ LANTERN

An ingenious patented design with a collapsible globe for protection and compact storage. It also features a useful handle and krypton bulb for extra brightness.

Bulbs: One krypton

Dimensions: 25 x 12 cm ø

Batteries: 4 D (not included)

Weight: 1.5 Kg with batteries

Ref: 200489



4D FOCUSING LANTERN

Rugged and resistant lantern with additional light orientation feature.

Bulbs: One krypton

Light output*: 60 Lumens

Beam distance*: 160 m

Runtime*: 12 hours

Functional handle

Additional support

ABS housing

Dimensions: 17 x 10.5 cm ø

Batteries: 4 D (not included)

Weight: 855 g with batteries

Ref: 205095



ELECTRIC LIGHTS

RETRO RECHARGEABLE LANTERN

Taking its charm from yesteryear, this retro design bears all the hallmarks of an old favourite with an injection of today's rechargeable technology. It has an integrated nightlight, making kids feel more secure at night.

Bulbs: One 11 watt spiral fluorescent U-tube
Light output*: 280 lumens high
Runtime*: 6 hours high, 9 hours low
Positions: High / Low / Off
Charges from 230 Vac or 12 Vdc (both chargers included)
12 Vdc charger can be stored in lantern base
Weather resistant
Dimensions: 33.5 x 18 cm ø
Weight: 2.8 Kg (with chargers in the base)
Ref: 204612



MICROPACKER™ COMPACT LED LANTERN

The smallest lantern in the Coleman® range, it is so compact and yet so bright. Can be used as an area light or for directional light with the sliding reflector that projects light forward.

Bulbs: Two 0.5 mm ultra-bright Nichia white LEDs
Positions: On / Sensor setting / Off
Sliding reflector
ABS housing
Space-saving handle nests against top cap
Push button On/Off control
Dimensions: 15.9 x 5.6 cm
Batteries: 3 AAA (not included)
Weight: 148 g with batteries
Ref: 203289



4AA CAMP LANTERN™ MIXED COLOURS

Fun and colourful personal lantern, kids will love the 3 candy colours available. The Krypton bulb is both bright and long-lasting.

Bulbs: One krypton
Runtime*: 4 hours
ABS housing
Weather resistant
Mixed pack of colours (2 blue, 2 pink, 2 green)
Dimensions: 18 x 8 cm ø
Batteries: 4 AA (not included)
Weight: 200 g with batteries
Ref: 204411

* With new alkaline batteries



FURNITURE

Pack-Away™ Dining

PACK-AWAY™ TABLE FOR 4

Ideal for family holidays. The bench seats are comfortable thanks to the padded bench covers which are removable for washing.

Frame: Aluminium

Bench fabric: 600D Polyester

Table for 4 with 2 bench seats

Table size (W x D x H):

- Open = 90 x 57 x 70 cm

- Folded = 90 x 24 x 9 cm

Bench size (W x D x H): 93 x 27 x 40 cm

Table folds flat and stores inside bench seats

Auto-lock securing

Carry handles

Weight: 10.5 kg

Ref: 203841



PACK-AWAY™ TABLE FOR 2

Packs down very neatly, the chairs packing inside the table for convenient transport and storage.

Frame: Aluminium

Plated steel hardware

Table for 2 with 2 stools

Table size (W x D x H):

- Open = 82 x 61 x 66 cm

- Folded = 41 x 61 x 11 cm

Stool open size (W x D x H): 30 x 28 x 41 cm

Adjustable table height

Stools fold flat and store inside folded table

Auto-lock securing

Carry handles

Weight: 6.5 kg

Ref: 203840





FURNITURE

Folding Camp Tables

FOLDING TABLE FOR 8

A camping essential for any family, this folding table is large enough to seat up to 8 adults. Ideal for transporting, it folds down compactly and has a convenient handle. Constructed from heavy duty materials, it is built to last with a hardboard top that resists moisture and a durable and tough aluminum frame.

Frame: Aluminium

Table seats up to 8 people

Table open size (W x D x H): 152 x 76 x 71 cm

Folded size (W x D x H): 76 x 76 x 8 cm

Luggage-style carry handle

Collapsible legs nest inside the folded table

Sandbar leg design distributes weight evenly over soft surfaces

Braced U-legs for increased stability

Capacity: 80 kg

Weight: 5.7 kg

Ref: 204394



MINI CAMP TABLE

Perfect for an intimate dinner for two at the campsite, this compact table is multi-featured for your convenience, it includes a mesh stow shelf for your essentials, in addition to adjustable height legs for uneven terrain. This durable aluminium frame table packs down compactly for transportation.

Frame: Aluminium

Table for 2

Mesh shelf underneath the table

Table open size (W x D x H): 80 x 40 x 55 cm

Folded size (W x D x H): 40 x 42.5 x 8 cm

Capacity: 30 kg

Adjustable leg height

Carry handles

Capacity: 30kg

Weight: 3.2 kg

Ref: 204395





FURNITURE

Beds & Lounger

This range of Coleman® folding camp beds and lounge will bring new sleeping or relaxing solutions to campers in need of compact and easy to use products.

TRAILHEAD™ MESH CAMP BED

Elevated comfort for that home-like feel at the campsite. Comfort defines this bed with its extra large dimensions. It is quick and easy to construct thanks to the easy fold frame system and comes with a carry bag for easy transportation and storage.

Fabric: 600D Polyester with PVC backing with heavy duty mesh panel insert

Frame: Steel

Open size (L x W x H): 210 x 78 x 48 cm

Folded size (W x D x H): 104 x 15.5 x 11.5 cm

Folding structure sets up in seconds

Carry bag included

Capacity: 102 kg

Length: 210 cm

Weight: 9.3 kg

Ref: 204399



QUICKFOLD LOUNGER

Kick back and relax in style this summer with this comfortable lounge that has a durable and strong steel frame and high quality polyester body. The padded headrest adds comfort and to ensure on-hand convenience, the lounge features a large, side-mounted gear bag for all your essentials.

Fabric: 900D Polyester

Frame: Steel with aluminium arms

Open size (W x D x H): 182 x 75 x 88 cm

Folded size (W x D x H): 108 x 32 x 30 cm

Kick back feature

Side mounted gear bag / organiser

Folding structure

Capacity: 102 kg

Weight: 9 kg

Ref: 204397





FURNITURE

Sling Chairs



SUMMER SLING CHAIR

Beautifully designed, comfortable chair ideal for relaxing. High grade aluminium frame is ultra slim but extremely strong. Folds up into a very compact unit and stores in the carry bag provided.

Fabric: Polyester with PVC coating

Frame: Aluminium

Size (W x D x H):

- Open = 53 x 43 x 94 cm
- Folded = 14 x 13 x 113 cm

Capacity: TBC

High back support for head

Curved armrests

Channel extrusion

Carry bag included

Weight: 3.36 kg

Ref: 205147



SLING CHAIR

Ergonomically designed chair that reduces back pressure with its inclined position, supporting the neck.

Fabric: 600D Polyester oxford

Frame: Aluminium

Size (W x D x H):

- Open = 57 x 68 x 90 cm
- Folded = 16 x 20 x 108 cm

Capacity: 113 kg

High back support for head

Curved armrests

Seat side rails for support

Carry bag included

Weight: 3 kg

Ref: 204067



STANDARD SLING CHAIR

Experience the benefits of the ergonomically designed chair that reduces back pressure with its inclined position, with the useful addition of two cup holders.

Fabric: 600D Polyester oxford

Frame: Steel

Size (W x D x H):

- Open = 58 x 83 x 95.5 cm
- Folded = 25 x 25 x 110 cm

Capacity: 113 kg

High back support for head

Mesh back for better breathability

Carry bag included

Weight: 3.96 kg

Ref: 205149



SLING CHAIR COVER

Enhances the comfort of the Sling Chairs, it is warmer during cold weather and more breathable in warm weather.

Fabric: Cotton

2 pockets on the back, perfect for a water bottle, sun glasses...

Perfectly fits Sling Chair and Summer Sling Chair

Washable

Dimensions: 157 x 53 cm

Weight: 350 g

Ref: 205157

LET'S GO OUTSIDE



FURNITURE

Deck Chairs & Portable range

Quality is the key to this range of chairs, constructed from heavy-duty fabrics and durable components, they are built to last. Designed to offer complete comfort, the supportive structures work with your body, so that you can sit back and relax for as long as your heart desires.



DECK CHAIR WITH TABLE

Convenient deck chair that allows the user to keep all their essentials nearby thanks to the amply proportioned side table with handy cup holder.

Fabric: 600D Polyester oxford

Frame: Aluminium

Deck size (W x D x H):

• Open = 87 x 55 x 78 cm

• Folded = 14 x 55 x 78 cm

Table size (W x D): 28 x 42 cm

Capacity: 113 kg

Convertible table with side cup holder

Padded back and seat

Foam armrests

Built in carry straps

Weight: 3.1 kg

Ref: 204066



DECK CHAIR

Heavy-duty folding deck chair that is compact when folded for easy transport and storage.

Fabric: 600D Polyester oxford

Frame: Aluminium

Size (W x D x H):

• Open = 62 x 55 x 78 cm

• Folded = 13 x 55 x 78 cm

Capacity: 113 kg

Padded back and seat

Foam armrests

Built in carry straps

Weight: 2.6 kg

Ref: 204065



WOODSMAN CHAIR

Lightweight and practical chair with wide support for increased comfort. Packs down neatly for ease of transport and storage.

Fabric: 300D Polyester

Frame: Aluminium

Size (W x D x H):

• Open = 45 x 40 x 72 cm

• Folded = 45 x 16 x 55 cm

Capacity: 90 kg

Wide back

Weight: 1.3 kg

Ref: 204086



X EXPONENT® STOOL

Multi-use stool that is perfect for anglers, golfers, backpackers etc, thanks to its handy size and compact pack-away dimensions.

Fabric: 600D Polyester with PVC coating

Frame: Lightweight aluminum

Open size (W x D x H): 26 x 26 x 36 cm

Folded size: (W x D x H): 7 x 6 x 32 cm

Capacity: 80 kg

4 legs

Carry bag included

Weight: 0.49 kg

Ref: 203835





FURNITURE

Quad Chairs

A range of compact, flexible and comfortable chairs that are ideal for sedentary camping. Designed for easy storage and transport, they are also perfect for any outdoor activity.



STANDARD QUAD CHAIR

Perfect for travellers with restricted storage space thanks to the compact pack-down design.

Size (W x D x H):

- Open = 93 x 50 x 90 cm
- Folded = 22 x 16 x 94 cm

Capacity: 113 kg

Carry bag included

Weight: 3.3 kg

Ref: 204068



SOLAR GLOW™ QUAD CHAIR

Vibrantly patterned folding chair, will appeal to kids. Packs down to a compact pack size with useful colour coordinated carry bag.

Fabric: 600D polyester with PVC coating

Frame: Steel

PE foam padded back and armrests

Dimensions: 61 x 35 x 66 cm

1 cup holder

Carry bag included

Glow in the dark printing

Weight: 1.8 kg

Ref: 203832



CONSTELLATION™ QUAD CHAIR

Fresh and colourful design attractive to kids, this chair pictures the sky at night showing actual constellations.

Fabric: 600D polyester with PVC coating

Frame: Steel

PE foam padded back and armrests

Dimensions: 61 x 35 x 66 cm

1 cup holder

Carry bag included

Glow in the dark printing

Weight: 1.8 kg

Ref: 203831





COOLERS

Xtreme® Range



Coolers that provide superior cold retention thanks to their thick-wall, high performance PU insulation, you can keep ice cold for up to 5 days, even when temperatures soar as high as 32°C. Perfect for a family at the campsite, these coolers are in it for the long haul and are also ideal companions should a party run a little longer than you'd intended!

100-QUART XTREME® WHEELED COOLER

Capacity: 94L
Hinged lid with deep beverage holders
Lid takes elastic cords for additional dry storage
Rustproof, leak-resistant channel drain for no-tilt draining
Two-way handles for easier lifting and storing
Comfortable tow handle
Large wheels for easy manoeuvrability
Cooling performance: 5 days
Dimensions: 92.1 x 41.3 x 43.8 cm
Holds: 130 cans
Ref: 6201A748



50-QUART XTREME® WHEELED COOLER

Capacity: 48L
Hinged lid with deep beverage holders
Lid takes elastic cords for additional dry storage
Rustproof, leak-resistant channel drain for no-tilt draining
Moulded handles for easier lifting and storing
Telescopic handle
Large wheels for easy manoeuvrability
Cooling performance: 5 days
Dimensions: 66 x 42 x 47.5 cm
Holds: 72 cans
Ref: 205236





COOLERS



Party Stacker™ Coolers

These clever coolers have been specifically designed for optimum use of space. They stack onto each other with an interlocking base and lid, making it easy to store multiple items. Available in 3 different sizes.

34 QT PARTY STACKER™ COOLER

Capacity: 32L
Hinged lid
Large moulded handles for easier lifting and storing
Cooling performance: TBC
Dimensions: 30 x 56 x 34 cm
Holds: 48 cans
Ref: 205235



25 QT PARTY STACKER™ COOLER

Capacity: 24L
Hinged lid
Large moulded handles for easier lifting and storing
Cooling performance: TBC
Dimensions: 21 x 56 x 34 cm
Holds: 24 cans
Ref: TBC



18 QT PARTY STACKER™ COOLER

Capacity: 17L
Hinged lid
Bail handle for easier lifting and storing
Cooling performance: TBC
Dimensions: 26.6 x 38 x 38 cm
Holds: 20 cans
Ref: TBC



25 QT PARTY STACKER™ COOLER DISPLAY

Includes x6 25 QT Party Stacker™ Coolers
Unit dimensions: 116 x 58 x 35 cm
Available in red and blue
Ref: TBC





COOLERS

Excursion™ Range

Perfect for the family, these coolers are reliable companions on any trip. Durable, sturdy and robust, they integrate practical features for your convenience, in addition to highly effective PU foam insulation that conforms to the contours of the cooler to offer a superior cooling performance.



5-QUART FLIPLID™ COOLER

Capacity: 4.7L
FlipLid™ cooler that is strong enough to be used as a seat
Reversible lid that can be used as a tray
2 can recesses
Safety locking system
Textured exterior resists scuffs and scratches
Cooling performance: 9h (tested with Freez'Pack® units (sold separately))
Dimensions: 26 x 19 x 18 cm
Holds: 6 x 330ml cans
Ref: 5205-758



9-QUART EXCURSION™ COOLER

Capacity: 8.5L
Cooler is strong enough to be used as a seat
Textured exterior resists scuffs and scratches
Internal divider can be used vertically or horizontally
Hinged lid and comfortable handle
Cooling performance: 16h 25min (tested with Freez'Pack® units (sold separately))
Dimensions: 32.2 x 28.8 x 24.8 cm
Holds: 6 x 0.5L bottles
Ref: 6209-718



16-QUART EXCURSION™ COOLER

Capacity: 15L
Cooler is strong enough to be used as a seat
Textured exterior resists scuffs and scratches
Hinged lid and comfortable handle
Cooling performance: 21h 25min (tested with Freez'Pack® units (sold separately))
Dimensions: 38.1 x 35.6 x 24.1 cm
Holds: 10 x 0.5L bottles
Ref: 6216-718



36-QUART EXCURSION™ COOLER

Capacity: 34L
Cooler is strong enough to be used as a seat
Textured exterior resists scuffs and scratches
Multi-functional lid with cup holders
Fish measuring scale and bungee tie-down holes
Moulded handles for carrying comfort
Cooling performance: 26h 40min (tested with Freez'Pack® units (sold separately))
Dimensions: 57.6 x 37.5 x 34 cm
Holds: 9 x 1.5L bottles
Ref: 6281-718



COMBO AND JUGS

Combo Cooler

48-QUART COMBO™

A combo pack including:

Large Chest Cooler:

Capacity: 45.7L

Impact-resistant storage tray, leak-resistant drain and swing handles

Cooling performance: 32h (tested with Freez'Pack® units (sold separately))

Dimensions: 64 x 37 x 34 cm

Holds: 9 x 1.5L bottles

FlipLid™ Cooler:

Capacity: 4.7L

FlipLid™ cooler that is strong enough to be used as a seat

Reversible lid that can be used as a tray

2 can recesses

Safety locking system

Cooling performance: 9h (tested with Freez'Pack® units (sold separately))

Dimensions: 26 x 19 x 18 cm

Holds: 6 x 330ml cans



Jug:

1.26L (1/3gal) jug with large bale handle

Leak-free flip top spout

Ref: 5248A752

Beverage Coolers



5-GALLON

BEVERAGE COOLER

Capacity: 18.9L

Instant on and off, fast-flow tap means no messy dripping and fast refreshment

Locking feature securely holds lid in place

Tight lid seal keeps contents colder longer

Ref: 5655C718G



2-GALLON JUG

Capacity: 7.7L

Instant on and off, fast-flow tap means no messy dripping and fast refreshment

Wide-mouth twist-on cap for easy filling and cleaning

Flip-top spout for sipping or pouring without leaking

Bail handle for comfortable carrying

Resists dents, scratches and fading

Ref: 5592C718G



1-GALLON JUG

Capacity: 3.9L

Wide-mouth twist-on cap for easy filling and cleaning

Flip-top spout for sipping or pouring without leaking

Bail handle for comfortable carrying

Resists dents, scratches and fading

Ref: 5696A718G

LET'S GO OUTSIDE