



OUTDOOR PRODUCTS 2011





HERITAGE

We share your passion

In 1901, a young man with an entrepreneurial spirit and a great idea began manufacturing lanterns in Wichita, Kansas. Over 100 years later that same spirit, coupled with ingenuity is still what guides the company today.

A company that began with a flash of inspiration, Coleman has constantly innovated and evolved, changing the way that people have enjoyed the outdoors forever.



1900-1905



1915




1900s

W.C. Coleman establishes a lighting service in Kingfisher, Oklahoma. Mr. Coleman is soon servicing areas as far West as San Diego. Mr. Coleman buys the patent for the Efficient Lamp and soon sets out to design an even better product. At the same time, he moves to Wichita, Kansas, to expand his territory. Mr. Coleman begins to manufacture his own lamps.

The lantern proves so popular, the U.S. government declares it an "essential item" of World War I. Over 70,000 lanterns are distributed across the nation, allowing farmers and workers to extend their hours and produce items critical to the war effort.

Coleman products appear in numerous Hollywood productions over the years, including the camp stove's appearance with Rin Tin Tin in a 1933 feature film, "Night Cry." Celebrities, including the kids from "Our Gang," appear in marketing materials promoting Coleman lanterns and stoves.



1950s



1990s



2000s

After the war, Coleman focuses even more on the outdoors. Americans become increasingly interested in recreation, travelling by car to see the country. Roadside parks and campsites crop up everywhere. The company manufactures its first cooler, which paves the way for many generations of coolers and jugs. Tents and sleeping bags join the growing line of outdoor recreation products.

By the end of the '80s, the Coleman Company is turning out 15 million products a year. Product expansion is robust with the addition of a comprehensive offering of camping furniture, a full line of accessories, butane-powered appliances, innovative tent designs and other soft goods.

Coleman celebrates its centennial birthday, introducing an updated version of its venerable Steel Belted® Cooler. The new line of industry-leading Coleman Xtreme® coolers are a hit with consumers, who appreciate the superior cold retention afforded by the thick insulation and tight-fit lids.



PRODUCT EXCELLENCE INNOVATION & TESTING

Performance is everything...

First and foremost our passion is the outdoors and as a result, our inspiration for innovation is driven by the diversity of what the outdoors has to offer. Globally, we are committed to encouraging more people to go outside; it's the ethos behind our day-to-day thinking. Therefore, each year we create a wealth of innovative products, introducing new categories that will inspire people to explore their outdoors.

Whether relaxing with friends and family outdoors or exploring the Arctic in freezing conditions, our wide range will have suitable products to support any adventure.

A brand to trust, it's a trust that's been earned over the last 100 years and it's a virtue that has stayed with Coleman through generations thanks to our commitment to delivering the highest quality products.



Each Coleman® product is backed by an extensive, exhaustive and unparalleled testing programme to ensure that regardless of the conditions, our products can be relied upon, time and time again.

Every component is put to the test and scrutinised long before it reaches the outdoors, guaranteeing that it will cope with the extremes of nature. Our combination of laboratory and real world testing ensures that the user can have confidence in every single component. Whether it's a roll test, a wind tunnel test or even 100% inflation test on all inflatable products, we go to unimaginable lengths to ensure that every element exceeds expectations because when it comes to the outdoors, performance is everything...



Examples of product testing



Inflatables testing



Tent rain testing














Tent wind testing




Coleman® is the outdoor company, and we strive to make it as simple as possible to go outside and enjoy all that nature has to offer.

First and foremost, our passion is the outdoors and as a result, our products are inspired by what the outdoors has to offer. Globally, we are committed to encouraging more people to go outside; it's the ethos behind our day-to-day thinking. Therefore, each year, we create a wealth of innovative products, introducing new categories that will inspire people to explore and enjoy the outdoors.

Contents:

Tent Features Guide	8	
Family and Active Camping Tents	10	
Adventure Tents	28	
Shelters, Windshields and Accessories	38	
Sleeping Bags	44	
Sleeping Bag Features Guide	46	
Airbeds, Inflatables and Pumps	56	
Furniture	60	
Stoves and Appliances	68	
Battery Lights	78	
Coolers	84	





WeatherTec™ + System

To help campers stay dry during stormier trips the Coleman® range features the WeatherTec™ + system. A system that has evolved and improved over time, it utilises the latest technology and includes cleverly designed tent features to ensure campers remain protected and dry on the campsite.



Weatherproof fabric and taped seams: Water-repellent PU coated fabric with anti-wicking thread and water-repellent zippers is designed to keep campers dry. The stitched seams are taped to offer superior protection.



Zipper Cuff and inverted zippers: A cuff of material runs the entire length of the zipper, offering additional protection from wind and rain. Inverted zippers channel water away from the zipper, preventing pooling of water and seepage.



Welded corners and floors: Welding technology strengthens tent floors and avoids the incidence of needle holes. Welded floor seams are stronger than traditional sewn floor seams, providing resistance and tent longevity.



Redesigned poles to anchor tents: Tent poles are engineered to be stronger and more wind responsive. Strategically placed guylines support the pole, helping to anchor the tent and improve its performance in stormier conditions.



UV Pro™: Offers fabric protection from UV rays and increased fabric longevity.



AirFlo™ Ventilation System

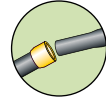
In climates where there is a high level of humidity, condensation can occur. The optimum method of reducing condensation is improved ventilation. Coleman® designers have spent time developing a specific ventilation system for family and touring tents. The AirFlo™ system allows cool air to enter through adjustable flaps and warm air to leave through top or side vents, creating optimum airflow.

The Airflo™ system is fully adjustable and features larger ventilation panels to cope with the volume of air in family and touring tents.

Poles



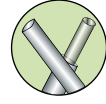
Wrapflex™ poles: Fibreglass poles finished with a polyester film for added strength and durability.



Steel poles: Steel poles are incredibly sturdy and hardwearing, and offer increased strength for larger family tent structures.



Aluminium poles: Aluminium poles are strong and resilient, offering a higher tensile strength with a lighter weight.



Scandium Air Hercules poles: Incredibly lightweight and strong, offering an exceptional tensile strength for their size and weight.



Variflo™ System

Poor or inefficient ventilation in backpacking tents can quickly become a source of discomfort due to the effects of condensation. The most efficient type of ventilation allows cold air to enter the tent at the bottom and to leave through the top, creating optimum airflow.

Variflo™ reduces condensation by controlling the airflow and temperature from inside the tent. Optimally placed vents are fully adjustable so campers have greater control over internal conditions when they need it. Simple but effective ventilation.

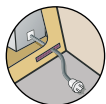
TENT FEATURES GUIDE



Area Management™ System

Many Coleman® tents are designed to resemble a home from home, giving campers the space, comfort and privacy for a more relaxing break. They feature living and sleeping areas with space suitable for storage. The ultimate in family camping comfort and convenience.

In addition to comfort, these tents offer practical features including storage pockets, hooks for hanging lights and organisers. Conveniently, many Coleman® tents feature a thermo-electric cord vent to connect a TE cooler to an outdoor power supply.



Power cord vent



Pockets



Fire Retardant

For added safety, Coleman® tent fabrics are fire retardant. The fire retardant process ensures that the fabric will not flare dangerously out of control and will self-extinguish, giving time to escape.



Easy Set Up System

Spend as little time as possible setting up Coleman® tents thanks to the Easy Set Up system. Every Coleman® tent design is carefully considered at every stage to ensure that it is quick and easy to set-up at the campsite. All tents include features designed to take the hassle out of tent erection.



Colour coding: Coleman® tents feature colour coded poles and pole sleeves, in addition to inner room colour coding, making tent set-up simple first time. Essential when setting up large family tents.



Buckle adjusters: Allow effortless pole insertion. Loosen the buckle to insert the pole and then pull the webbing as desired to tighten the tent.



Continuous pole sleeves: Quick-pitch pole sleeves for quick and easy set up.



Up-in-one pitching: Many tents feature up-in-one pitching. The inner is pre-attached to the flysheet, allowing a quicker set-up.

Categorisation of our tents



Coleman® Premium

Combining the finest quality components with a wealth of inspired and practical features, these tents have everything for a family camping adventure.



Coleman® Comfort Deluxe

With high quality fabrics, convenient features and fully integrated bath-tub style groundsheets, Coleman® Comfort Deluxe tents provide all-round comfort for the family.



Coleman® Comfort Plus

These easy to pitch tents include a rising groundsheet to keep the weather out. It offers increased ventilation and can be rolled up and kept separate from the flysheet and bedrooms if it becomes dirty.



Coleman® Comfort

These tents are ideal for active, multi-stop camping. They can be pitched and packed away in minutes and have small pack sizes for travelling convenience.



Coleman® Adventure

Lightweight tents with small pack sizes and high performance materials that will exceed expectations even in the harshest conditions.

*Not all tents carry all features.



Pictor™ X3



FAMILY AND ACTIVE CAMPING TENTS



Explore the outdoors

Family comfort and convenience are the inspiration for each tent design with a wealth of innovative features, high quality, easy set-up constructions and convenient, spacious layouts to cover a family's outdoor requirements.

WEEKEND RANGE

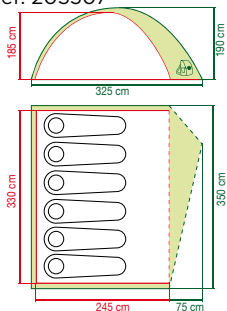
Spacious, quick and easy to erect tents, perfect for a weekend trip or outing and ideal for first time campers who want to get outdoors and make the most of the sunshine. The dome shape provides a comfortable living area with great internal height.

- 1 Quick-pitch dome structure that goes up in no time.
- 2 The strong PE groundsheet is highly durable; there are no concerns about ripping it with boots or gear.
- 3 Plenty of space for all campers and kit, offering a comfortable, happy camping experience for all.



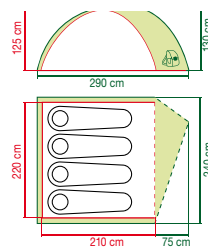
Weekend 6

Capacity: 6 person
Set up: Inner first
Pack size: 59 x 22 cm
Weight: 6.79 kg
Ref: 205507



Weekend 4

Capacity: 4 person
Set up: Inner first
Pack size: 65 x 16 cm
Weight: 3.79 kg
Ref: 205506



Range specifications:

Flysheet: Polyester, 1500mm PU coated, taped seams
Inner: Breathable polyester and no-see-um mesh
Groundsheet: PE 120g/m²
Poles: Fibreglass



WeatherTec™+



Fire Retardant



Easy Set Up

Sleeping
8.09m²

Storage
1.19m²

Total
9.28m²

Sleeping
4.62m²

Storage
0.81m²

Total
5.43m²

WEEKEND RANGE

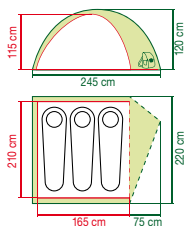
Quick and easy to erect tents, perfect for weekend getaways and are ideal for first time campers who want to get outdoors and make the most of the sunshine. The dome shape provides a comfortable living area with great internal height.

- 1 Quick-pitch dome structure that goes up in no time.
- 2 The strong PE groundsheet is highly durable; there are no concerns about ripping it with boots or gear.
- 3 Plenty of space for all campers and kit, offering a comfortable, happy camping experience for all.



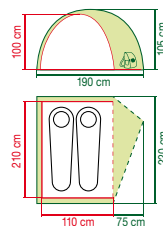
Weekend 3

Capacity: 3 person
Set up: Inner first
Pack size: 60 x 14.5 cm
Weight: 3.06 kg
Ref: 205505



Weekend 2

Capacity: 2 person
Set up: Inner first
Pack size: 54 x 14 cm
Weight: 2.66 kg
Ref: 205504



Range specifications:

Flysheet: Polyester, 1500mm PU coated, taped seams
Inner: Breathable polyester and no-see-um mesh
Groundsheet: PE 120g/m²
Poles: Fibreglass



WeatherTec™+



Fire Retardant



Easy Set Up

Sleeping
3.47m²

Storage
0.77m²

Total
4.24m²

Sleeping
2.31m²

Storage
0.77m²

Total
3.08m²

BEDROCK™

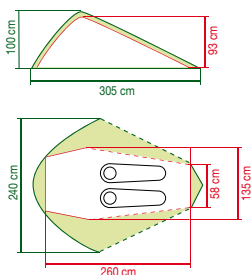
Quick and easy to erect 2 person tent, a lightweight companion that is perfect for multi-stop holidays. The inner first construction means that in warm conditions the inner can be used separately as a ventilated shelter.

- 1 Storage space for camping essentials.
- 2 PVC windows for increased visibility and light.
- 3 Fibreglass poles are strong in adverse weather conditions.
- 4 Ventilation panels allow air to circulate.



Bedrock™ 2

Capacity: 2 person
Set up: Inner first
Pack size: 54 x 14 x 14 cm
Weight: 2.5 kg
Ref: 204384



Range specifications:

Flysheet: Polyester, 2000mm PU coated, taped seams
Inner: Breathable polyester and no-see-um mesh
Groundsheet: PE 120g/m²
Poles: Fibreglass



WeatherTec™+



Fire Retardant



Easy Set Up

Sleeping
2.5m²

Storage
1.37m²

Total
3.87m²

COASTLINE™ COMPACT

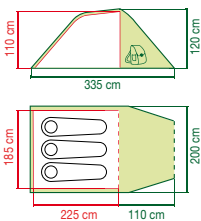
A wind-responsive tunnel design, this tent offers comfort and great value for active campers who require a quick-erect structure that is simple and fast to set-up and set-down. The two-pole construction keeps weight to a minimum and offers plenty of space for each camper with PVC windows in the porch area for a bright interior.

- 1 Quick and stress-free to pitch in no time.
- 2 The strong PE groundsheet is highly durable; there are no concerns about ripping it with boots or gear.
- 3 Plenty of space for campers and kit, offering a comfortable, happy camping experience for all.
- 4 Compact pack size that fits neatly in a backpack.



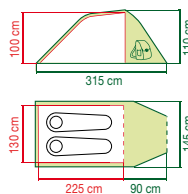
Coastline™ 3 Compact

Capacity: 3 person
Set up: Flysheet first
Pack size: 16 x 16 x 58 cm
Weight: 4.41 kg
Ref: 205498



Coastline™ 2 Compact

Capacity: 3 person
Set up: Flysheet first
Pack size: 15 x 15 x 52 cm
Weight: 3.61 kg
Ref: 205497



Range specifications:

Flysheet: Polyester, 2000mm PU coated, taped seams
Inner: Breathable polyester and no-see-um mesh
Groundsheet: PE 120g/m²
Poles: Fibreglass



WeatherTec™+



Fire Retardant



Easy Set Up

Sleeping
4m²

Storage
1.82m²

Total
5.82m²

Sleeping
2.7m²

Storage
0.95m²

Total
3.65m²

COASTLINE™ PLUS

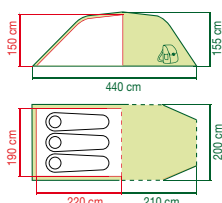
Sturdy, stable and built for easy pitching, these tunnel tents provide excellent space for 2 or 3 people with ample living and storage space to cope with kit, even on extended stays. Protection is provided from the outdoor elements with the rising groundsheet.

- 1 Quick and easy to erect designs that go up in minutes, perfect for touring campers or weekends away.
- 2 Resilient and strong tunnel designs with both sleeping and storage areas.
- 3 Durable and strong PE groundsheets.
- 4 PVC windows for increased visibility and light.



Coastline™ 3 Plus

Capacity: 3 person
Set up: Flysheet first
Pack size: 66 x 18 x 18 cm
Weight: 7 kg
Ref: 205111



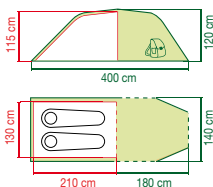
Sleeping
4.2m²

Storage
3.78m²

Total
7.98m²

Coastline™ 2 Plus

Capacity: 2 person
Set up: Flysheet first
Pack size: 50 x 16 x 15 cm
Weight: 4.7 kg
Ref: 205110



Sleeping
2.7m²

Storage
2.28m²

Total
4.98m²

Range specifications:

Flysheet: Polyester, 2000mm PU coated, taped seams
Inner: Breathable polyester and no-see-um mesh
Groundsheet: PE 120g/m², rising
Poles: Fibreglass



WeatherTec™+



Easy Set Up



Fire Retardant



Area Management

ROCK SPRINGS™

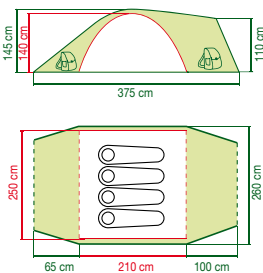
Ideal touring tents, both the Rock Springs™ benefit from quick-erect structures that are perfect for multi-stop holidays. Spacious and versatile designs with ample living and multiple storage areas, they feature integrated groundsheets to offer that secure home-like feel at the campsite.

- 1 Quick and easy to erect designs that can be set-up in no time allowing campers to get on with their holiday activities.
- 2 Semi-integrated 'bath-tub' style groundsheet in front vestibule for clean, dry and bug-free camping.
- 3 Two doors for pitching flexibility and increased convenience at the campsite. Storage space for all camping essentials.
- 4 PVC windows for increased visibility and light in the tent.



Rock Springs™ 4

Capacity: 4 person
Set up: Flysheet first
Pack size: 62 x 20 x 20 cm
Weight: 6 kg
Ref: 204386



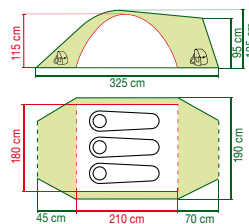
Sleeping
5.25m²

Storage
3.25m²

Total
8.5m²

Rock Springs™ 3

Capacity: 4 person
Set up: Flysheet first
Pack size: 52 x 17 x 17 cm
Weight: 5.3 kg
Ref: 205120



Sleeping
3.8m²

Storage
1.84m²

Total
5.64m²

Range specifications:

Flysheet: Polyester, 2000mm PU coated, taped seams
Inner: Breathable polyester and no-see-um mesh
Groundsheet: PE 120g/m²
Poles: Fibreglass



WeatherTec™+



Easy Set Up



Fire Retardant



Area Management

TRAILBLAZER™ PLUS

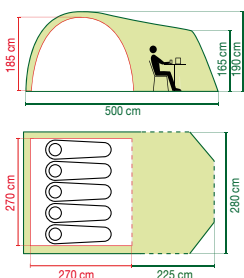
Family comfort on the go; an ideal 5 person family tent for larger groups that enjoy a more active camping lifestyle. A full head height, domed sleeping area with room divider for increased privacy and large living space that can accommodate a family table and chairs, offer a more home-like feel at the campsite, providing ample living space for each member of the group.

- 1 Rising groundsheet offers protection but can be removed for easy cleaning and provides excellent ventilation.
- 2 Quick and easy to erect design that goes up in minutes, perfect for touring campers or weekends away.
- 3 Resilient and strong design with separate living and sleeping area.
- 4 PVC windows for increased visibility and light.



Trailblazer™ 5 Plus

Capacity: 5 person
 Set up: Inner first
 Pack size: 60 x 23 x 23 cm
 Weight: 10.4 kg
 Ref: 205115



Range specifications:

Flysheet: Polyester, 2000mm PU coated, taped seams
 Inner: Breathable polyester and no-see-um mesh
 Groundsheet: PE 120g/m², rising
 Poles: Fibreglass



WeatherTec™+



Easy Set Up



Fire Retardant



Area Management

Sleeping
7.29m²

Storage
5.45m²

Total
12.74m²

RIDGELINE™ PLUS

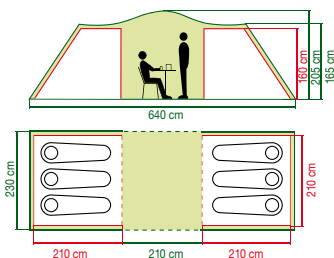
Spacious and well ventilated, these roomy 4 or 6 person tents provide incredibly comfortable living conditions for all the family thanks to their 2 bedroom vis à vis layout and PE rising groundsheet which offers maximum ventilation but at the same time, the 12cm high side panels provide increased protection if heavy showers fall.

- 1 Rising groundsheet offers protection but can be removed for easy cleaning and provides excellent ventilation.
- 2 Quick and easy to erect design that goes up in minutes.
- 3 Flexible family design with living, sleeping and storage areas for camping convenience.
- 4 Two doors in domed living area for convenience.



Ridgeline™ 6 Plus

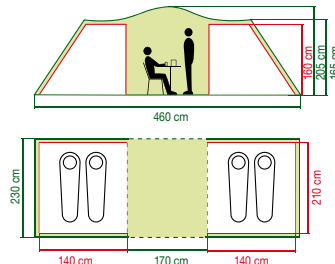
Capacity: 6 person
 Set up: Flysheet first
 Pack size: 65 x 25 x 25 cm
 Weight: 12.2 kg
 Ref: 205108



Sleeping 8.82m ²	Storage 4.83m ²	Total 13.65m ²
---------------------------------------	--------------------------------------	-------------------------------------

Ridgeline™ 4 Plus

Capacity: 4 person
 Set up: Flysheet first
 Pack size: 62 x 23 x 23 cm
 Weight: 10.3 kg
 Ref: 205114



Sleeping 5.9m ²	Storage 3.7m ²	Total 9.6m ²
--------------------------------------	-------------------------------------	-----------------------------------

Range specifications:

Flysheet: Polyester, 2000mm PU coated, taped seams
 Inner: Breathable polyester and no-see-um mesh
 Groundsheet: PE 120g/m², rising
 Poles: Fibreglass



WeatherTec™+
 Easy Set Up
 Fire Retardant
 Area Management

LAKESIDE™ DELUXE

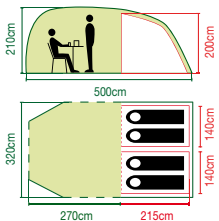
Generous dimensions with full head height throughout ensures maximum comfort for the family. The living area is large enough to house a dining table and chairs and the integrated groundsheet keeps bugs and bad weather outside.

- 1 Full head height throughout the tent adds to comfort and convenience for all the family.
- 2 Fully integrated 'bath-tub' style groundsheet for clean, dry and bug-free camping.
- 3 Large PVC windows offer light in the living area.
- 4 Steel poles are resilient and strong in adverse weather conditions.



Lakeside™ 4 Deluxe

Capacity: 4 person
 Set-up: Flysheet first
 Pack size: 68 x 30 x 30 cm
 Weight: 15.2 kg
 Ref: 205571



Sleeping
6m²

Storage
7.56m²

Total
13.56m²

Range specifications:

Flysheet: Polyester, 2000mm PU coated, taped seams
 Inner: Breathable polyester and no-see-um mesh
 Groundsheet: PE 120g/m², integrated
 Poles: Steel and fibreglass



WeatherTec™+



Easy Set Up



Fire Retardant



Area Management

WATERFALL™ DELUXE

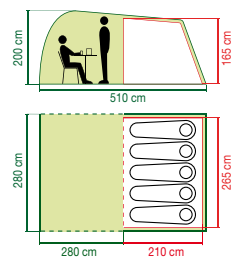
The Waterfall™ Deluxe is a hybrid 5 person family tent which benefits from the advantages of a tunnel and dome construction. It features a spacious dome living area which provides plenty of space for all the family.

- 1 Fully integrated bath-tub style groundsheet for clean, dry and bug-free camping.
- 2 Quick and easy to erect.
- 3 PVC windows with covers for privacy, adjustable brightness, increased visibility and light.
- 4 Two doors in domed living area for convenience.




Waterfall™ 5 Deluxe

Capacity: 5 person
 Set up: Flysheets first
 Pack size: 71 x 26 x 26 cm
 Weight: 13.5 kg
 Ref: 204391



Range specifications:

Flysheets: Polyester, 2000mm PU coated, taped seams
 Inner: Breathable polyester and no-see-um mesh
 Groundsheet: PE 120g/m², integrated
 Poles: Fibreglass



Sleeping 5.6m ²	Storage 7.84m ²	Total 13.44m ²
--------------------------------------	--------------------------------------	-------------------------------------

COASTLINE™ DELUXE

Feature-rich, this clever tent design includes details such as Peak Protection over the door, offering shelter from the rain when unzipping the tent. Inside, the handy features continue with the new Coleman® self-rolling window covers while the Cool Air® port provides the option of additional ventilation.

- 1 The tunnel shape maximises internal living space for comfort.
- 2 Remove an inner room to increase the internal space, perfect if the weather conditions change at the campsite.
- 3 Fully integrated 'bath-tub' style groundsheet for clean, dry and bug-free camping.
- 4 Exclusive Coleman® self-rolling windows.

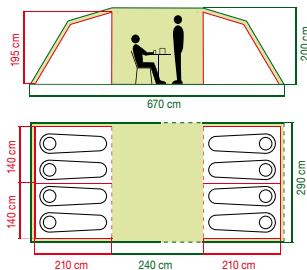
Coleman® Self-Rolling Window Covers

Exclusive, patent-pending design



Coastline™ 8 Deluxe

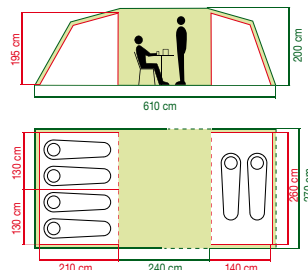
Capacity: 8 person
 Set up: Flysheet first
 Pack size: 70 x 33 x 33 cm
 Weight: 21.6 kg
 Ref: 205118



Sleeping 11.8m ²	Storage 6.96m ²	Total 18.76m ²
---------------------------------------	--------------------------------------	-------------------------------------

Coastline™ 6 Deluxe


Capacity: 6 person
 Set up: Flysheet first
 Pack size: 70 x 31 x 31 cm
 Weight: 17.71 kg
 Ref: 205117



Sleeping 9.1m ²	Storage 6.48m ²	Total 15.58m ²
--------------------------------------	--------------------------------------	-------------------------------------

Range specifications:

Flysheet: Polyester, 2000mm PU coated, taped seams
 Inner: Breathable polyester and no-see-um mesh
 Groundsheet: PE 120g/m², integrated
 Poles: Fibreglass



WeatherTec™+
 Easy Set Up
 Fire Retardant
 Area Management

COASTLINE™ DELUXE

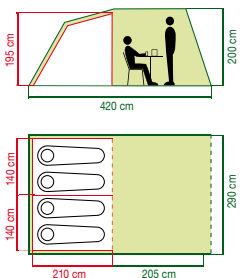
This design focuses on a family's comfort and convenience with clever details that ensure protection and shelter in all weathers. The construction provides excellent stability in tough weather conditions and also offers full head height throughout, optimally utilising the internal space.

- 1 The tunnel shape maximises internal living space for comfort.
- 2 Remove an inner room to increase the internal space, perfect if the weather conditions change at the campsite.
- 3 Fully integrated 'bath-tub' style groundsheet for clean, dry and bug-free camping.
- 4 Exclusive Coleman® self-rolling windows.



Coastline™ 4 Deluxe

Capacity: 4 person
Set up: Flysheet first
Pack size: 70 x 27 x 27 cm
Weight: 13.5 kg
Ref: 205116



The perfect partners for this tent..

Tent Carpet
Ref: 205108

Tent Footprint
Ref: 205511



Range specifications:

Flysheet: Polyester, 2000mm PU coated, taped seams
Inner: Breathable polyester and no-see-um mesh
Groundsheet: PE 120g/m², integrated
Poles: Fibreglass



WeatherTec™+



Easy Set Up



Fire Retardant



Area Management

Sleeping
5.9m²

Storage
5.8m²

Total
11.7m²

RIVERSIDE™ DELUXE

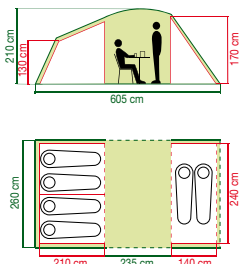
Bright and roomy 6 person family tent with large bedrooms providing plenty of space for an enjoyable family holiday. A fully integrated groundsheet provides complete protection from inclement conditions. For enhanced comfort and flexibility, the 2 person bedroom can be removed, providing access to the side door and creating a wider living area or additional storage space.

- 1 Multi-pod bedrooms with large central living area provide privacy and relaxation for all family members.
- 2 Remove an inner room to increase internal space, perfect if the weather conditions change at the campsite.
- 3 Quick and easy to erect design.
- 4 Fully integrated 'bath-tub' style groundsheet for clean, dry and bug-free camping.



Riverside™ 6 Deluxe

Capacity: 6 person
 Set up: Flysheet first
 Pack size: 72 x 29 x 29 cm
 Weight: 17.5 kg
 Ref: 204382



Range specifications:

Flysheet: Polyester, 2000mm PU coated, taped seams
 Inner: Breathable polyester and no-see-um mesh
 Groundsheet: PE 120g/m², integrated
 Poles: Fibreglass



WeatherTec™+



Easy Set Up



Fire Retardant



Area Management

Sleeping
8.3m²

Storage
5.98m²

Total
14.28m²

FREMONT

A range of large, family tunnel tents that have the added benefit of a large, enclosed front porch. The tent structure is easy to set-up and includes clever features such as Peak Protection over the door.

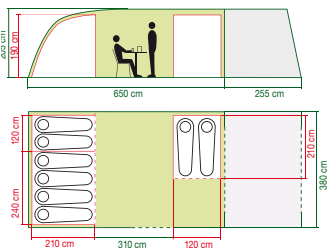
- 1 Extra-large porch area, perfect if the weather takes a turn for the worse at the campsite.
- 2 Fully integrated 'bath-tub' style groundsheet for clean, dry and bug-free camping.
- 3 Easy-to-pitch tunnel structure with full head height throughout.
- 4 Peak Protection prevents rain from entering the tent on entry and exit.



* image subject to change

Fremont™ 8

Capacity: 8 person
Set up: Pitch in one
Pack size: TBC
Weight: TBC
Ref: 205592



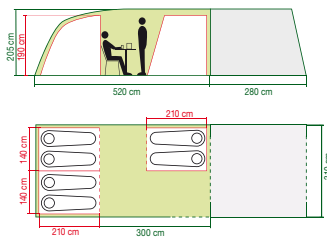
Sleeping
10.08m²

Living
23.8m²

Total
33.88m²

Fremont™ 6

Capacity: 6 person
Set up: Pitch in one
Pack size: TBC
Weight: TBC
Ref: 205591



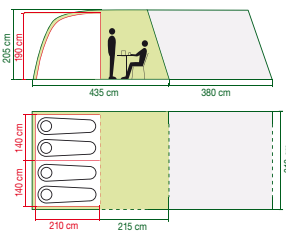
Sleeping
8.82m²

Living
14.73m²

Total
30.98m²

Fremont™ 4

Capacity: 4 person
Set up: Pitch in one
Pack size: TBC
Weight: TBC
Ref: 205590



Sleeping
5.8m²

Living
16.28m²

Total
22.16m²

Range specifications:

Flysheet: Polyester, 4000mm PU coated, taped seams
Inner: Breathable polyester and no-see-um mesh
Groundsheet: PE 140g/m² and 110g/m², integrated
Poles: Wrapflex™



MACKENZIE™ CABIN

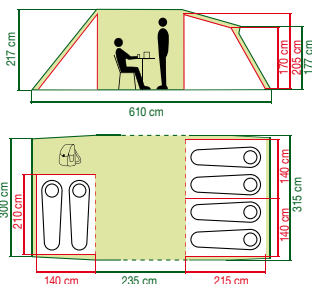
A home away from home, this tent offers full head height throughout and a functional cabin design with complete steel pole construction for ultimate strength to stand tall in all weather conditions. Abundant with clever features, the tent includes large windows with patent-pending, self-rolling window covers.

- 1 Coleman® exclusive self-rolling windows for increased convenience.
- 2 Rain protection peak. Cool Air™ port for improved ventilation.
- 3 Rugged cabin structure with steel poles.
- 4 Fully integrated sewn-in groundsheet for bug-free camping.



Mackenzie™ Cabin 6

Capacity: 6 person
Set up: Pitch in one
Pack size: 86 x 49 cm
Weight: 32.95 kg
Ref: 205123



Sleeping
9m²

Storage
8.75m²

Total
17.75m²

The perfect partners for this tent..

Tent Carpet
Ref: 205319

Tent Footprint
Ref: 205323



Range specifications:

Flysheet: Polyester, 4000mm PU coated, taped seams
Inner: Breathable polyester and no-see-um mesh
Groundsheet: PE 140g/m² and 110g/m², integrated
Poles: Steel



WeatherTec™+



Easy Set Up



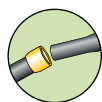
AIR FLO™



Fire Retardant



Area Management



Steel Poles

MACKENZIE™ CABIN

A classic, rugged tent structure with resilient steel poles for a wind-strong construction. Featuring the exclusive Coleman® Self-Rolling Windows and Peak Protection to prevent rain from entering the tent on exit and entry.

- 1 Coleman® exclusive self-rolling windows for increased convenience.
- 2 Rain protection peak. Cool Air™ port for improved ventilation.
- 3 Rugged cabin structure with steel poles.
- 4 Fully integrated sewn-in groundsheet for bug-free camping. Power cord vent

The perfect partners for this tent..

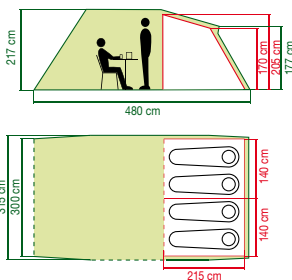
Tent Carpet
Ref: 205318

Tent Footprint
Ref: 205322



Mackenzie™ Cabin 4

Capacity: 4 person
Set up: Pitch in one
Pack size: 80 x 43 cm
Weight: 25 kg
Ref: 205122

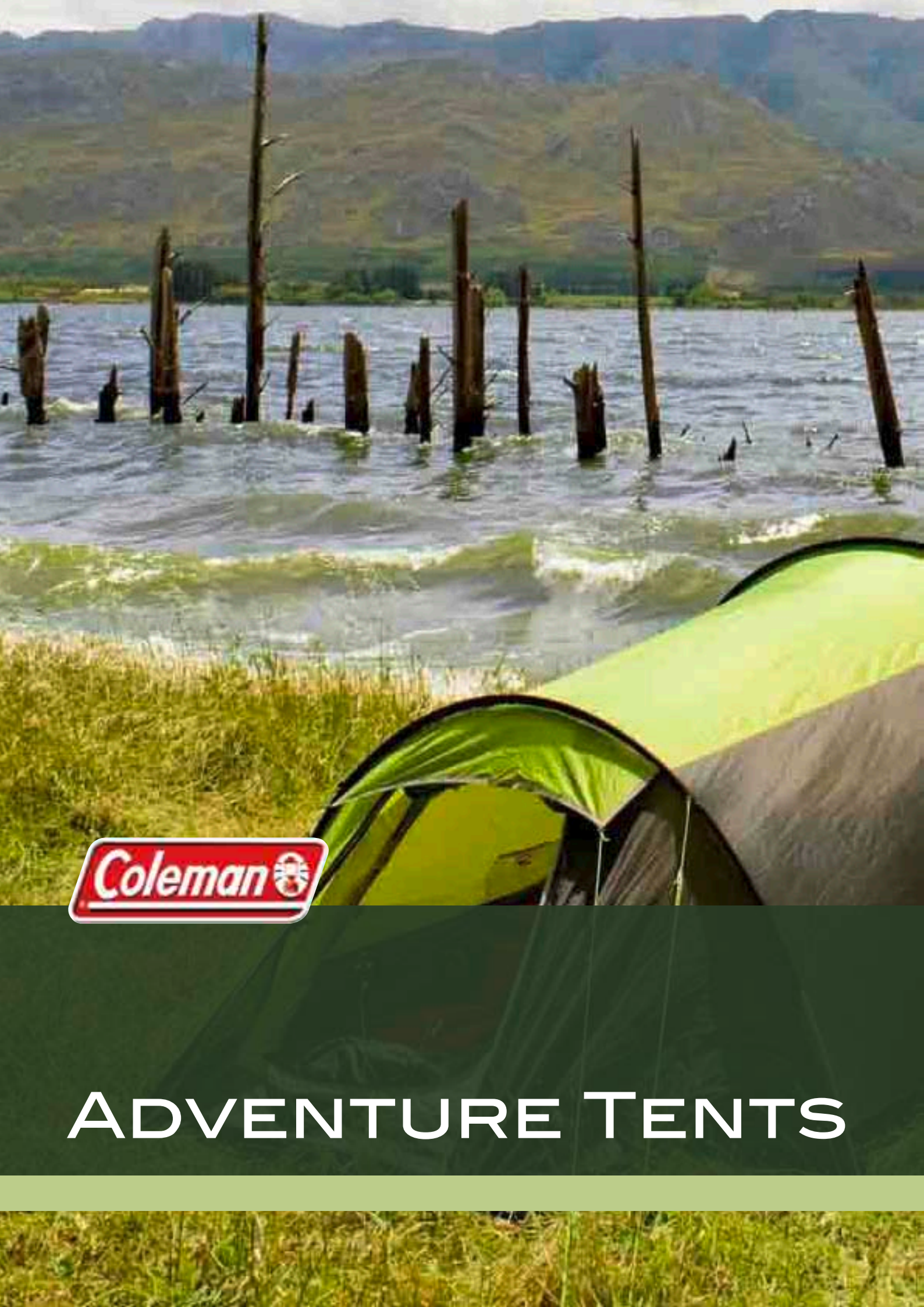


Range specifications:

Flysheet: Polyester, 4000mm PU coated, taped seams
Inner: Breathable polyester and no-see-um mesh
Groundsheet: PE 140g/m² and 110g/m², integrated
Poles: Steel



Sleeping 6m ²	Storage 7.88m ²	Total 13.88m ²
------------------------------------	--------------------------------------	-------------------------------------



ADVENTURE TENTS



For adventures on the hills or explorations of the wilderness, Coleman® Adventure tents are designed to provide protection from the extremes of nature. Intense sun or driving rain, each tent is constructed from technologically advanced materials to provide lightweight solutions to satisfy a wide range of backpacking needs.



COBRA™

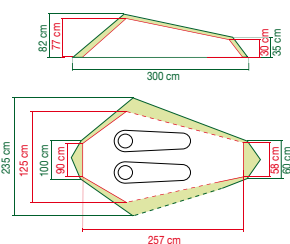
A lightweight tent offering superb value for a budding adventurer; the wedged tunnel design is wind responsive and strong. A quick and easy to erect design, the use of aluminium poles ensures that this tent performs in inclement conditions but retains its lightweight credentials.

- 1 Simple and quick to pitch; fly-first pitching providing protection from the elements in no time.
- 2 Lightweight with a compact pack size, it will fit neatly in a backpack.
- 3 Wedged tunnel construction is stable, ensuring protection in high winds.
- 4 Aluminium 7001-T6 poles are light yet resilient in harsh weather conditions.



Cobra™ 2

Capacity: 2 person
Set up: Flysheet first
Pack size: 48 x 18 x 15 cm
Weight: 2.05 kg
Ref: 205499



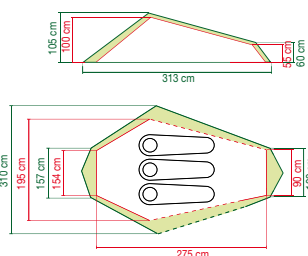
Sleeping
2.5m²

Storage
1.4m²

Total
3.9m²

Cobra™ 3

Capacity: 3 person
Set up: Flysheet first
Pack size: 49 x 21 x 20 cm
Weight: 2.9 kg
Ref: 205500



Sleeping
3.9m²

Storage
1.9m²

Total
5.8m²

Range specifications:

Flysheet: Polyester, 3000mm PU coated, taped seams
Inner: Breathable polyester and no-see-um mesh
Groundsheet: Polyester, 5000mm PU coated, taped seams
Poles: Aluminium 7001-T6



WeatherTec™+



Easy Set Up



Fire Retardant



Aluminium

RIGEL™

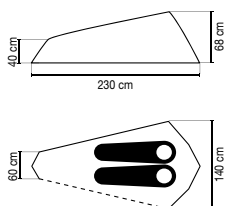
Weighing only 980g, quick to erect, and ultra compact, the Rigel™ is perfect for lightweight trekking. Double layer ventilation and siliconised flysheet ensure maximum protection from difficult conditions.

- 1 Lightweight, highly resistant materials, perfect for a fast adventure.
- 2 Rapid set-up and set-down – providing protection from the harshest conditions in minutes.
- 3 Compact pack size with an ultra-light weight, perfect for trekking when every gramme counts.
- 4 Integrated carry bag for convenience and a swift pack-away.



Rigel™ X2

Capacity: 2 person
 Set up: Pitch in one
 Pack size: 53 x 20 x 5 cm
 Weight: 0.98 kg
 Ref: 203345



Sleeping
2.4m²

Storage
0m²

Total
2.4m²

Range specifications:

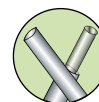
Flysheet: Polyester ripstop, siliconised outside, 3000mm PU coated inside, taped seams
 Groundsheet: Nylon, 5000mm PU coated, taped seams
 Poles: Scandium



WeatherTec™+



Easy Set Up



Scandium

AVIOR™

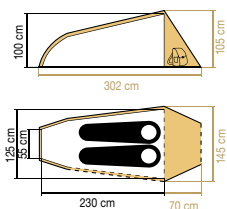
Ultra compact, stable and lightweight, these 2 and 3 person tents will suit the most demanding backpackers. The use of two doors offers the necessary flexibility for the extremes of nature. Reflective trims along zipper cuffs and guy ropes help the user to locate their tent at night and compression straps on the carry bag allow easy storage in a backpack.

- 1 Ripstop flysheet with UV Pro™ increases longevity, protecting fabric from UV rays and improves tearing strength.
- 2 Peaked tunnel design - easy to pitch in adverse weather conditions, perfect when shelter is needed in a hurry.
- 3 The porch space and two doors give entry and exit options, so if the wind changes there is no need to re-pitch the tent.
- 4 A practical zip-off groundsheet reduces weight when necessary and if muddy it can be kept separate.



Avior™ X2

Capacity: 2 person
Set up: Flysheet first
Pack size: 40 x 15 x 15 cm
Weight: 2.45 kg
Ref: 203338



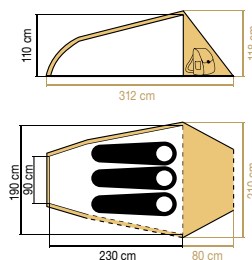
Sleeping
2.32m²

Storage
0.82m²

Total
3.14m²

Avior™ X3

Capacity: 3 person
Set up: Flysheet first
Pack size: 37 x 16.5 x 16.5 cm
Weight: 2.95 kg
Ref: 203339



Sleeping
3.38m²

Storage
1.22m²

Total
4.6m²

Range specifications:

Flysheet: Polyester ripstop, 4000mm PU coated, taped seams, UV Pro™
Inner: Breathable polyester and no-see-um mesh
Groundsheet: Nylon, 5000mm PU coated, taped seams
Poles: Aluminium 7001-T6



WeatherTec™+



Easy Set Up



Fire Retardant



Aluminium



Variflo™



UV Pro™

PICTOR™

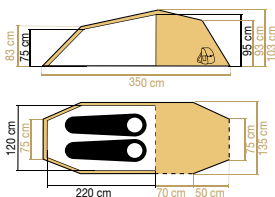
Coleman® Adventure Pictor™ tents are ideal for backpackers looking for spacious storage and sleeping areas. Simple to set up with aluminium 7001-T6 poles for lightweight yet extreme structural strength in challenging conditions.

- 1 Large storage space provides plenty of room for backpacks and equipment.
- 2 Ripstop flysheet with UV Pro™ increases longevity, protecting fabric from UV rays and improves tearing strength.
- 3 A practical zip-off groundsheet reduces weight when necessary and if muddy it can be kept separate.
- 4 Reflective trim ensures the tent is clearly visible at night.



Pictor™ X2

Capacity: 2 person
Set up: Flysheet first
Pack size: 46 x 21 x 17 cm
Weight: 3.1 kg
Ref: 205105



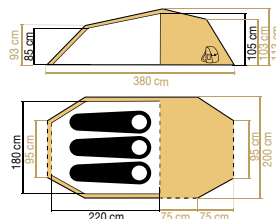
Storage
2.5m²

Storage
1.42m²

Total
3.92m²

Pictor™ X3

Capacity: 3 person
Set up: Flysheet first
Pack size: 45 x 22 x 19 cm
Weight: 4 kg
Ref: 205106



Sleeping
3.77m²

Storage
2.61m²

Total
6.38m²

Range specifications:

Flysheet: Polyester ripstop, 4000mm PU coated, taped seams, UV Pro™
Inner: Breathable polyester and no-see-um mesh
Groundsheet: Nylon, 5000mm PU coated, taped seams
Poles: Aluminium 7001-T6




WeatherTec™+



Easy Set Up



Fire Retardant



Aluminium



Variflo™



UV Pro™

PHAD™

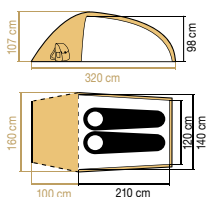
The semi-geodesic design provides strength and the reflective trims on the zipper cuff make it easy to find at night. Includes a large sleeping area and generous storage space. Features a window with zip for extra ventilation and also features a porch groundsheet that can be zipped on and off when required.

- 1 The storage space provides plenty of room for boots and gear after a demanding trek.
- 2 Ripstop flysheet with UV Pro™ increases longevity, protecting fabric from UV rays and improves tearing strength.
- 3 A practical zip-off groundsheet reduces weight when necessary and if muddy it can be kept separate.
- 4 Reflective trim ensures the tent is clearly visible at night.



Phad™ X2

Capacity: 2 person
Set up: Flysheet first
Pack size: 42 x 17 x 17 cm
Weight: 3.45 kg
Ref: 203343



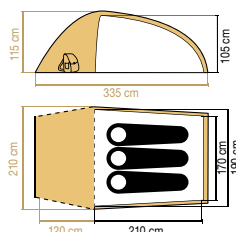
Sleeping
2.73m²

Storage
1.14m²

Total
3.87m²

Phad™ X3

Capacity: 3 person
Set up: Flysheet first
Pack size: 44 x 18 x 18 cm
Weight: 3.95 kg
Ref: 203344



Sleeping
3.78m²

Storage
1.92m²

Total
5.7m²

Range specifications:

Flysheet: Polyester ripstop, 4000mm PU coated, taped seams, UV Pro™
Inner: Breathable polyester and no-see-um mesh
Groundsheet: Nylon, 5000mm PU coated, taped seams
Poles: Aluminium 7001-T6



WeatherTec™+



Easy Set Up



Fire Retardant



Aluminium



Variflo™



UV Pro™

PHACT™

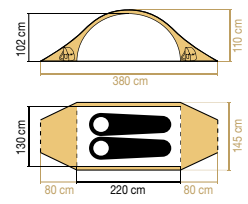
Strong and resilient under windy conditions thanks to its geodesic structure and use of aluminium poles. This easy to pitch tent features two well defined storage areas offering plenty of space for boots and gear.

- 1 Resilient and strong geodesic structure stands up to harsh, windy conditions.
- 2 Two storage spaces and an optimised living area provide space and comfort.
- 3 A practical zip-off groundsheet reduces weight when necessary and if muddy it can be kept separate.
- 4 Reflective trim ensures the tent is clearly visible at night.



Phact™ X2

Capacity: 2 person
 Set up: Inner first
 Pack size: 46 x 20 x 19 cm
 Weight: 4.10 kg
 Ref: 203342



Sleeping 2.86m ²	Storage 1.72m ²	Total 4.58m ²
---------------------------------------	--------------------------------------	------------------------------------

Range specifications:

Flysheet: Polyester ripstop, 4000mm PU coated, taped seams, UV Pro™
 Inner: Breathable polyester and no-see-um mesh
 Groundsheet: Nylon, 5000mm PU coated, taped seams
 Poles: Aluminium 7001-T6



LIBRA™ CONNECT

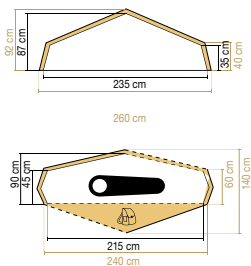
Exceptionally quick to pitch when it matters most, this single pole tent is designed for fast and light adventures. Cleverly constructed, the pole is permanently attached to the flysheet and is not only easy to pitch but also incredibly quick to pack down too, using lightweight, high quality materials for guaranteed performance every time.

- 1 No more struggling with poles and tent fabric, one easy move and the tent is perfectly pitched.
- 2 Solid tent structure with lightweight materials ensure protection in adverse weather.
- 3 Lightweight with a compact pack size, fitting neatly into a backpack.
- 4 Adjustable ventilation reduces condensation build-up, eliminating wet and uncomfortable sleeping bags.



Libra™ Connect X1

Capacity: 1 person
Set up: Pitch in one
Pack size: 50 x 20 x 15 cm
Weight: 2.05 kg
Ref: 205570



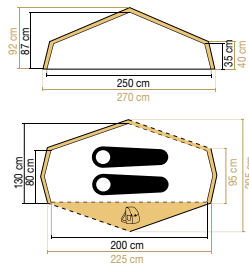
Sleeping
2.8m²

Storage
0.54m²

Total
2.1m²

Libra™ Connect X2

Capacity: 2 person
Set up: Pitch in one
Pack size: 54 x 21 x 16 cm
Weight: 2.4 kg
Ref: 205493



Sleeping
2.8m²

Storage
0.79m²

Total
3.59m²

Range specifications:

Flysheet: Polyester ripstop, 4000mm PU coated, taped seams, UV Pro™
Inner: Breathable polyester and no-see-um mesh
Groundsheet: Nylon, 5000mm PU coated, taped seams
Poles: Aluminium 7001-T6



WeatherTec™+



Easy Set Up



Fire Retardant



Aluminium



Variflo™



UV Pro™

TAURI™ CONNECT

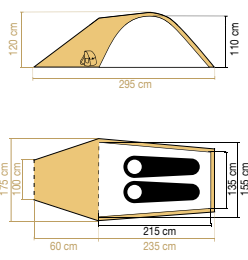
A revolution in tent design; the new tent construction was developed by Coleman® engineers to significantly reduce both tent set-up and pack-down times. The dome shape offers plenty of internal space with good head height and uses an aluminium pole construction which is lightweight but offers superior strength.

- 1 No more struggling with poles and tent fabric, one easy move and the tent is perfectly pitched.
- 2 Solid tent structure with lightweight materials ensure protection in adverse weather.
- 3 Lightweight with a compact pack size, fitting neatly into a backpack.
- 4 Adjustable ventilation reduces condensation build-up, eliminating wet and uncomfortable sleeping bags.



Tauri™ Connect X2

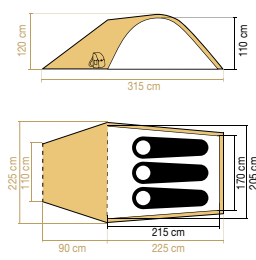
Capacity: 2 person
 Set up: Pitch in one
 Pack size: 48 x 23 x 20 cm
 Weight: 3.1 kg
 Ref: 205569



Sleeping 3.12m ²	Storage 0.83m ²
Total 5.53m²	

Tauri™ Connect X3

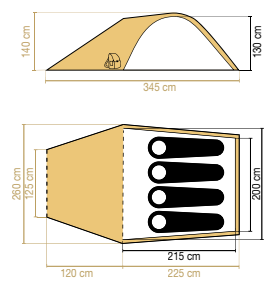
Capacity: 3 person
 Set up: Pitch in one
 Pack size: 49 x 25 x 22 cm
 Weight: 3.65 kg
 Ref: 205491



Sleeping 4.03m ²	Storage 1.5m ²
Total 5.53m²	

Tauri™ Connect X4

Capacity: 4 person
 Set up: Pitch in one
 Pack size: 57 x 25 x 21 cm
 Weight: 4.3 kg
 Ref: 205492



Sleeping 4.73m ²	Storage 2.31m ²
Total 7.04m²	

Range

specifications:

Flysheet: Polyester ripstop, 4000mm PU coated, taped seams, UV Pro™
 Inner: Breathable polyester and no-see-um mesh
 Groundsheet: Nylon, 5000mm PU coated, taped seams
 Poles: Aluminium 7001-T6





SHELTERS, WINDSHIELDS, AND ACCESSORIES



Coleman® shelters and windshields are ideal for extending living space outdoors and can be set-up in no time at all, while our accessories add that extra bit of comfort to any camping trip.

SHELTERS

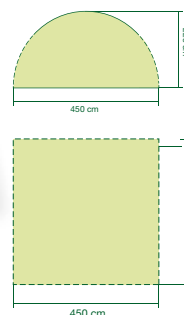
Our shelters provide excellent protection from the sun and are easy to set-up in no time at all.



Event Shelter

With its wide dimensions, the Coleman® Event Shelter is ideal for any outdoor event or activity. Features UV Guard™ that provides protection from the UV rays.

Flysheet: Polyester, 450mm, PU aluminium coated
 Poles: Steel
 Living area: 20.25 m²
 Headroom: 228 cm (centre), 190 cm (sides)
 Carry bag type: Rectangular
 Pack size: 102 x 26 x 20 cm
 Weight: 18 kg
 Ref: 204056



Event Shelter Sunwall Door

Ref: 204503



Event Shelter Sunwall

Ref: 204128



Event Shelter Groundsheet

Ref: 204479



Instant Shelter

Easy to set-up, large shelter, featuring the exclusive Coleman® push button release levers. The UV Guard™ provides protection from the sun.

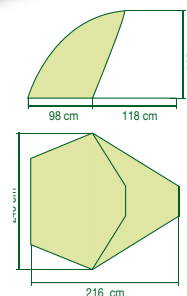
3.66 x 3.66 m footprint for a generous shaded area on a sunny day
 Easy to set up, takes less than 3 minutes
 Simple, exclusive Coleman® push button release levers
 Slanted legs angle out for greater stability
 50+ UVGuard™ protection factor
 Wheeled carry bag
 Footed poles with pegging points for easy securing
 Ref: 205595



Sundome

The perfect accessory for the beach.

Flysheet: Polyester, 500mm PU silver coated
 Groundsheet: PE 110 g/m², zips ON and OFF to the flysheet
 Poles: Fibreglass
 Headroom: 118 cm
 Carry bag type: Tubular with draw cord opening
 Pack size: 55 x 10 cm Ø
 Sand pockets
 Weight: 1.8 kg
 Ref: 205121



WINDSHIELDS

Extend the living space outdoors at the campsite with this range of camping accessories. Backed by the reassurance of Coleman® quality, these smart accessories provide the desired level of privacy and essential protection from the elements so that the family can sit back, relax and unwind, safe in the comfort of their own defined outdoor space.

Windshield Moss

Flysheet: Polyester, 4000mm PU coated
 Poles: Wrapflex™
 Dimensions: 550 x 150 cm
 Carry bag type: Tubular with draw cord opening
 Pack size: 60 x 20 cm Ø
 12 pre-attached guyropes and pegs provide stability
 Weight: 2.6 kg
 Ref: 204064




Windshield Classic

Flysheet: Polyester, 500mm PU coated
 Poles: Fibreglass
 Dimensions: 550 x 150 cm
 Carry bag type: Tubular with draw cord opening
 Pack size: 56 x 10 cm Ø
 10 pre-attached guyropes and pegs provide stability
 Weight: 2.6 kg
 Ref: 205088



Windshield XL

Flysheet: Polyester, 500mm PU coated
 Poles: Fibreglass
 Dimensions: 750 x 165 cm
 Carry bag type: Tubular with draw cord opening
 Pack size: 62 x 11 cm Ø
 14 pre-attached guyropes and pegs provide stability
 Weight: 3.8 kg
 Ref: 205089



PORCHES AND CANOPIES

Expansive porches and canopies that extend the living area all enhance a camping trip for the family.



Classic Awning

Flysheet: Polyester, 2000mm PU coated, fire retardant
 Headroom: Adjustable
 Poles: Fibreglass
 Dimensions (flat): 462 x 462 cm
 Carry bag type: Tubular with draw cord
 Pack size: 76 x 28 cm Ø
 7 pre-attached guyropes and pegs provide stability
 Weight: 2.9 kg
 Ref: 202575



Classic Side Canopy

Flysheet: Polyester, 2000mm PU coated, fire retardant
 Poles: Fibreglass
 Headroom: 200 cm
 Dimensions: 240 x 150 cm
 Carry bag type: Tubular with draw cord
 Pack size: 57 x 13 cm Ø
 Weight: 4.6 kg
 Ref: 205085



Porch for Coastline Deluxe

Flysheet: Polyester, 2000mm PU coated, fire retardant
 Poles: Fibreglass
 Headroom: 200 cm
 Dimensions: 300 x 290 cm
 Carry bag type: Tubular with draw cord
 Pack size: 67 x 10 cm Ø
 5 pre-attached guyropes and pegs provide stability
 Weight: 3.6 kg
 Ref: 205084



Premium Side Canopy

Flysheet: Polyester, 4000mm PU coated, fire retardant
 Poles: Steel
 Headroom: 227 cm
 Dimensions: 210 x 230 cm
 Carry bag type: Tubular with draw cord
 Pack size: 80 x 27 cm Ø
 PVC windows
 Weight: 7.92 kg
 Ref: 205082

GROUNDSHEETS & TENT CARPETS

Model specific groundsheets provide an easy solution to keeping tent groundsheets clean and protected while the tent carpets add a little bit of luxury on the campsite.

Footprint Groundsheet

Model specific, strong PE groundsheets.



Mackenzie™ Cabin 4
Ref: 205322

Mackenzie™ Cabin 6
Ref: 205323

Coastline™ 4 Deluxe
Ref: 205511

Coastline™ 6 Deluxe
Ref: 205512

Coastline™ 8 Deluxe
Ref: 205513

640 x 300 cm
Ref: 200845

Tent Carpet

Soft tent carpets with an insulation layer and PE backing enhances comfort in the tent.



Mackenzie™ Cabin 4
Ref: 205318

Mackenzie™ Cabin 6
Ref: 205319



Coastline™ 4 Deluxe
Ref: 205508

Coastline™ 6 Deluxe
Ref: 205509

Coastline™ 8 Deluxe
Ref: TBC


Waterfall™ 5
Ref: TBC

230 x 230 cm
Ref: 204492






SLEEPING BAGS AND ACCESSORIES





Guarantee a good night's sleep

The sleeping bag is one of the most important components of camping or trekking gear. Being kept awake at night by a lack of comfort or feeling cold can quickly ruin any trip. Our range of sleeping bags offers something for all activities, whether camping with family or trekking in a more extreme environment.



Insulation from Coleman® for guaranteed warmth

An excellent night's sleep starts with Coleman®. Underneath the soft and comforting exterior lies high performance insulation and clever constructions to ensure comfort and warmth the whole night long.

Temperature Ratings

The definitions provided in the European Standard (EN 13537-4.3.3) Mannequin Methodology are:

Comfort +11°C	Limit +7°C	Extreme -6°C
------------------	---------------	-----------------

Comfort: Temperature calculated for a standard woman* who is not feeling cold (no shivering) and in a relaxed posture.

Limit: Temperature calculated for a standard man* in situation of fighting against the cold (posture is rolled up inside the sleeping bag), but in thermal equilibrium and not feeling cold (no shivering).

Extreme: Temperature calculated for a standard woman* in a situation of high cold stress and at risk of hypothermia.

* Standard woman: 25 years old, 60kg, 1.60m, 1.62m²

* Standard man: 25 years old, 70kg, 1.73m, 1.83m²



Coletherm®: Exclusive to Coleman®, Coletherm® is a synthetic material with hollow fibres that create pockets of air. The structure of the hollow fibre filaments traps a greater amount of air, improving the loft and temperature performance of the sleeping bag. The air pockets retain body heat and reduce convective heat loss, keeping in warmth. Machine washing does not affect its performance.



Coletherm® Micro: Coletherm® Micro has been specifically created for Coleman®. This high performance synthetic insulation is very light and compressible, resulting in extremely compact pack sizes for easy carrying. It is a bonded micro fibre insulation that works by trapping air around the fibre for a more effective performance. It offers a great heat to weight ratio and has reduced fibre migration, so no cold spots.



SLEEPING BAG FEATURES GUIDE



EasySleep™ System for ultimate comfort

In order to ensure a more comfortable night's sleep Coleman® sleeping bags feature the Easy Sleep™ system, incorporating clever solutions to ensure comfort and warmth throughout the night.



ZipPlow™: The ZipPlow™ prevents zipper snags by ploughing fabric away from the zipper. Avoiding both snagged material and zipper teeth damage.



Comfort Cuff™: Surrounds the face with softness.



Thermo collar: The thermo collar is an additional baffle of insulation in the shoulder area that minimises heat loss and provides added protection from the cold.



Thermolock™ zipper baffle: A baffle of insulation runs down the length of the zipper reducing heat loss.



Auto-lock zipper: When the zipper closes, it locks in place and does not open while sleeping, ensuring that it only moves when intended.



3D foot area: For more room and comfort while sleeping.



Pillow pocket: A soft flannel pocket that holds a pillow and secures it in place, offering a more comfortable night's sleep.



Security pocket: Keep valuables close by while sleeping.

Not all sleeping bags carry all features



Big Game



PACIFIC™

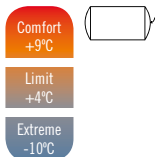
The Coleman® Pacific™ range of sleeping bags is composed of 4 rectangular bags, with soft flannel linings and durable shells, ensuring comfort while camping.



Pacific™ Double

Take comfort to the max with the Pacific™ Double, designed for couples. Perfect for the campsite or when entertaining guests at home.

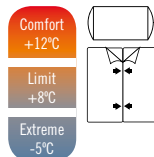
Shell: Polyester
Lining: Flannel
Insulation: Single layer,
1 x 350g/m² polyester fibre
Size: 220 x 140 cm
Pack size: 46 x 37 cm Ø
Weight: 3.6 kg
Ref: 205177



Pacific™ 220

Warmth and comfort are abundant in this oversized rectangular bag. Unwind and relax surrounded in the supersoft cotton flannel lining.

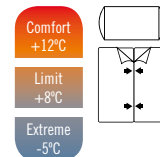
Shell: Polyester
Lining: Flannel
Insulation: Single layer,
1 x 200g/m² polyester fibre
Size: 220 x 100 cm
Pack size: 46 x 24 cm Ø
Weight: 1.9 kg
Ref: 205176



Pacific™ 205

Durable and comfortable sleeping bag with large dimensions and efficient insulation for increased warmth.

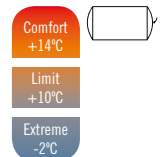
Shell: Polyester
Lining: Flannel
Insulation: Single layer,
1 x 200g/m² polyester fibre
Size: 205 x 85 cm
Pack size: 39 x 23 cm Ø
Weight: 1.45 kg
Ref: 205175



Pacific™ Junior


The vibrantly coloured Pacific™ Junior combines a supersoft flannel lining and durable polyester shell for comfort and durability.

Shell: Polyester
Lining: Flannel
Insulation: Single layer,
1 x 200g/m² polyester fibre
Size: 190 x 75 cm
Pack size: 35 x 17 cm Ø
Weight: 1.1 kg
Ref: 205178



HAMPTON™

A soft and sumptuous range of over-sized rectangular sleeping bags. These bags feature Coletherm® insulation that improves the loft and warmth of the bag.



Hampton™ Double

Double-sized comfort that offers luxury for couples at the campsite.

Shell: Cotton
Lining: Flannel
Insulation: Single layer,
1 x 300 g/m² Coletherm®
Size: 220 x 150 cm
Pack size: 48 x 44 x 24 cm
Weight: 4.55 kg
Ref: 205140



Hampton™ 220 Green

Softness is in abundance with this ultra-comfortable rectangular sleeping bag, it has large dimensions for a more relaxing night's sleep.

Shell: Cotton
Lining: Flannel
Insulation: Single layer,
1 x 300 g/m² Coletherm®
Size: 220 x 100 cm
Pack size: 46 x 36 x 18 cm
Weight: 2.75 kg
Ref: 205139



Hampton™ 220 Blue

Lofty and luxurious with a soft, comforting flannel lining and large dimensions for a great night's sleep.

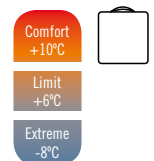
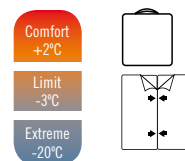
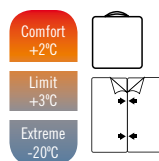
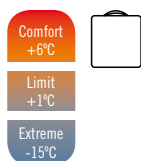
Shell: Cotton
Lining: Flannel
Insulation: Single layer,
1 x 300 g/m² Coletherm®
Size: 220 x 100 cm
Pack size: 46 x 36 x 18 cm
Weight: 2.75 kg
Ref: 205138



Hampton™ Junior

For younger campers who enjoy the comfort of a rectangular sleeping bag.

Shell: Cotton
Lining: Flannel
Insulation: Single layer,
1 x 200 g/m² Coletherm®
Size: 190 x 80 cm
Pack size: 38 x 34 x 16 cm
Weight: 1.7 kg
Ref: 205137



HUDSON™

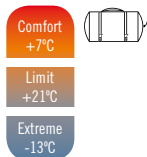
The Hudson™ range consists of 4 ultra-comfortable sleeping bags with wide dimensions, large hood, flannel lining and very convenient integrated pillow pocket.



Hudson™ Double

Luxuriate in this supersoft cotton flannel lined sleeping bag. This extra spacious bag is designed with couples in mind and is ideal for camping, caravanning or when entertaining guests at home.

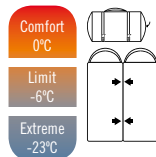
Shell: Soft polyester
Lining: Flannel
Insulation: Single layer,
1 x 300 g/m² Coletherm®
Size: 235 x 150 cm
Pack size: 48 x 38 cm Ø
Weight: 3.7 kg
Ref: 205144



Hudson™ 235 Comfort

A plush and stylish, high performance cowl bag. Comfort is maximised thanks the deep fill Coletherm® insulation that is unique to Coleman® products.

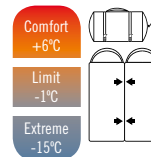
Shell: Soft polyester
Lining: Flannel
Insulation: Single layer,
1 x 450 g/m² Coletherm®
Size: 235 x 90 cm
Pack size: 40 x 35 cm Ø
Weight: 2.7 kg
Ref: 205143



Hudson™ 235

Large, ultra-comfortable cowl sleeping bag with lofty insulation. The contemporary design makes this bag a must-have.

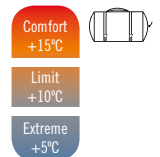
Shell: Soft polyester
Lining: Flannel
Insulation: Single layer,
1 x 300 g/m² Coletherm®
Size: 235 x 90 cm
Pack size: 43 x 30 cm Ø
Weight: 2.2 kg
Ref: 205142



Hudson™ Junior

Designed for younger campers, the Hudson™ Junior sleeping bag is stylish and seriously comfortable, promoting a deeper sleep.

Shell: Soft polyester
Lining: Flannel
Insulation: Single layer,
1 x 200 g/m² Coletherm®
Size: 170 x 70 cm
Pack size: 33 x 22 cm Ø
Weight: 1.1 kg
Ref: 205141



COMFORT CONTROL

A sleeping bag that allows the camper to regulate their temperature throughout the night, taking them from too hot or cold, to the perfect temperature without stepping out of the bag.



Comfort Cuff

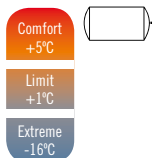
(excluding the Big Game)



Comfort Control 220

Designed for maximum comfort; larger dimensions and the option of full temperature control create perfect conditions in an instant.

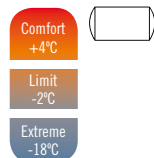
Shell: 210T polyester
Lining: 190T poly pongee
Insulation: Single layer,
1 x 400 g/m² polyester fibre
Size: 220 x 100 cm
Pack size: 46 x 36 x 22 cm
Weight: 3.15 kg
Ref: 205469



Comfort Control 205

The integrated liner allows the user to adjust the internal temperature, maintaining a maximum comfort level throughout the night.

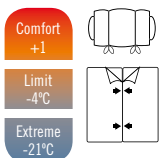
Shell: 210T polyester
Lining: 190T poly pongee
Insulation: Single layer,
1 x 430 g/m² polyester fibre
Size: 205 x 85 cm
Pack size: 46 x 36 x 22 cm
Weight: 2.80 kg
Ref: 205468



Big Game

Maximum size, maximum comfort. This lofty, over-sized sleeping bag will induce a deep sleep on any camping trip with the soft flannel lining, deep-fill insulation and cosy Comfort Cuff.

Shell: Cotton
Lining: Flannel
Insulation: Single layer,
1 x 660 g/m² Coletherm®
Size: 215 x 100 cm
Pack size: 55 x 30 cm Ø
Weight: 5.1 kg
Ref: 203124



ATLANTIC™

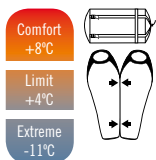
A comfortable range of mummy bags that look great and feature improved hood adjustability so that the hood nestles around the face to retain warmth in the bag. A ripstop outer and lofty, warm insulation add to comfort.



Atlantic™ 220 Comfort

Large dimensions and deep-fill insulation combine for maximum comfort and great sleeping conditions. The adjustable hood adds to the warmth and cosy feel.

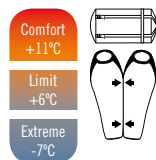
Shell: Diamond ripstop and 210T polyester
Lining: Polycotton
Insulation: Single layer, 1 x 300 g/m² polyester fibre
Size: 220 x 80/55 cm
Pack size: 49 x 26 cm Ø
Weight: 1.6 kg
Ref: 205466



Atlantic™ 220

The long dimension increases comfort for taller campers, this attractive bag has a durable shell and a fully adjustable hood for comfort.

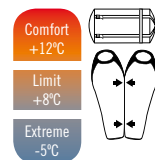
Shell: Diamond ripstop and 210T polyester
Lining: Polycotton
Insulation: Single layer, 1 x 200 g/m² polyester fibre
Size: 220 x 80/55 cm
Pack size: 44 x 20.5 cm Ø
Weight: 1.25 kg
Ref: 205465



Atlantic™ 205

A cosy mummy bag with a fully adjustable hood to retain warmth in the head and shoulder area, it features durable, comfortable materials to last.

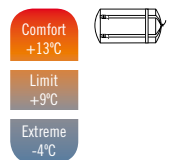
Shell: Diamond ripstop and 210T polyester
Lining: Polycotton
Insulation: Single layer, 1 x 200 g/m² polyester fibre
Size: 205 x 80/55 cm
Pack size: 37 x 19 cm Ø
Weight: 1.06 kg
Ref: 205464



Atlantic™ Junior

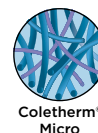
A junior sized mummy bag with a durable and strong construction including a tough, resilient shell designed to cope with the exertion of an active teen.

Shell: Diamond ripstop and 210T polyester
Lining: Polycotton
Insulation: Single layer, 1 x 200 g/m² polyester fibre
Size: 180 x 80/55 cm
Pack size: 36 x 18.5 cm Ø
Weight: 0.95 kg
Ref: 205467



LITE™

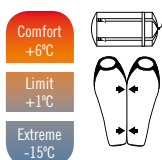
The Lite range consists of 3 lightweight mummy sleeping bags that are compact and yet very efficient in terms of insulation thanks to the Coletherm® Micro filling and loose shell construction.



Lite™ 1620

A trusted companion in lower temperatures, this lightweight sleeping bag features high performance Coletherm® Micro insulation which offers a great weight to heat ratio. It is also incredibly compactable for a small pack size and features a 4-way compression stuff sack to reduce the size further once packed.

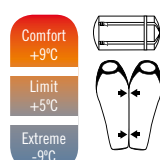
Shell: Polyester diamond ripstop
Lining: Soft polyester
Insulation: Single layer,
1 x 300 g/m² Coletherm® Micro
Size: 220 x 80/55 cm
Pack size: 41 x 23 cm Ø
Weight: 1.65 kg
Ref: 204374



Lite™ 1240

As one of the most important components of an active camper's kit, this durable sleeping bag offers a lightweight solution providing comfort for a more relaxing night's sleep. Use of hi-tech insulation Coletherm® Micro ensures the bag is not just lightweight but incredibly compact too.

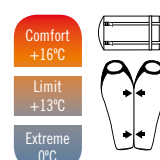
Shell: Polyester diamond ripstop
Lining: Soft polyester
Insulation: Single layer,
1 x 200 g/m² Coletherm® Micro
Size: 220 x 80/55 cm
Pack size: 40 x 20 cm Ø
Weight: 1.25 kg
Ref: 204373



Lite™ 910

As the name suggests, this sleeping bag offers a comfortable, lightweight solution for active campers who require great performance as standard. Less than 1 kg, this bag includes Coletherm® Micro insulation offering incredibly good insulation performance at a very light weight.

Shell: Polyester diamond ripstop
Lining: Soft polyester
Insulation: Single layer,
1 x 100 g/m² Coletherm® Micro
Size: 220 x 80/55 cm
Pack size: 30 x 17 cm Ø
Weight: 0.91 kg
Ref: 204372



XYLO™

Ideal for backpacking or quick getaways, Xylo™ bags are light and designed for mid-range temperatures.



Xylo™ Red

Ideal for backpacking or getaways.

Shell: Polyester ripstop and polyester

Lining: Polyester

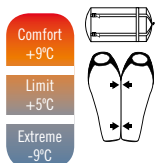
Insulation: Double layer,
2 x 125 g/m² Coletherm®

Size: 220 x 80/55 cm

Pack size: 37 x 22.5 cm Ø

Weight: 1.5 kg

Ref: 202932



Xylo™ Blue

Ideal for backpacking or getaways.

Shell: Polyester ripstop and polyester

Lining: Polyester

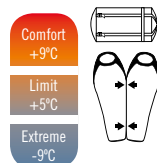
Insulation: Double layer,
2 x 125 g/m² Coletherm®

Size: 220 x 80/55 cm

Pack size: 37 x 22.5 cm Ø

Weight: 1.5 kg

Ref: 202931



Fold'n Go™ Pillow

Large comfortable pillow that conveniently packs into itself for compact storage.

Fabric: Cotton flannel

Open dimensions: 45 x 56 cm

Folded dimensions: 45 x 28 cm

Insulation: Hollow fibre

Weight: 300 g

Ref: 203918



Compact Pillow

A soft hollow fibre pillow which stuffs into its own pocket. Extremely lightweight and compact.

Fabric: Polycotton and nylon

Dimensions: 28 x 40 cm

Insulation: Hollow fibre

Stuff sack dimensions: 15 x 28 cm


Weight: 180 g

Ref: 200842



AIRBEDS AND INFLATABLES

Coleman



Advanced Double Lock™ valve:

Our advanced Double Lock™ valve locks in air two ways and makes inflation and deflation fast and simple.



Durable: Our heavy-duty PVC formula is extra-durable and has a high puncture resistance.



Coil structure: Internal coil structure provides comfort, strength and firmness.

Guaranteed not to leak

Whether at the beach, in a tent, or at home, our range of inflatables offers convenience, durability and quality. Our Airtight® system, advanced Double-Lock™ valve and heavy-duty construction guarantees Coleman® inflatables will not leak, ensuring peace of mind.



RAISED QUICKBED™ AND COMFORT BEDS

Coleman® airbeds combine extra comfort with reliability thanks to the Coleman® advanced Airtight® system with a Double Lock™ valve. These airbeds are guaranteed not to leak. The coil structure and large dimensions enhance comfort.

Raised Quickbed™ Queen Airbed

Double high for double comfort, the Raised Quickbed™ Queen is perfect for two people.

Airtight® system: Double Lock™ valve locks in air two ways
 Exclusive Wrap'N'Roll™ system ensures the bed is easy to roll, fold and store in its integrated carry bag
 PVC thickness: 0.4mm (bottom) and 0.6mm (flocked on top)
 Double high foundation (height: 47cm)
 Dimensions: 213 x 168 x 47 cm
 Weight: 7.25 kg
 Ref: 205080



Comfort Bed Double

This clever double airbed features the Dual Chamber offering two separate air chambers so that each user can define their own level of comfort.

Airtight® system: Double Lock™ valve locks in air two ways
 Carry bag and repair kit included
 PVC thickness: 0.4mm (bottom) and 0.6mm (flocked on top)
 Dimensions: 188 x 137 x 22 cm
 Weight: 3.5 kg
 Ref: 205237



Comfort Bed Single

This single airbed combines comfort with safe durability for peace of mind.

Airtight® system: Double Lock™ valve locks in air two ways
 Carry bag and repair kit included
 PVC thickness: 0.4mm (bottom) and 0.6mm (flocked on top)
 Dimensions: 188 x 85 x 22 cm
 Weight: 2.3 kg
 Ref: 205073



LOVESEAT™, U CHAIR™ AND PUMPS

Featuring the Airtight® system, Coleman® inflatable furniture offers reliability and comfort at the campsite or simply in the garden.



U Chair™

Comfort and convenience combine in the U Chair™. With a full width backrest and two armrests, this chair has everything to offer for the campsite, home and garden.

Airtight® system: Double Lock™ valve locks in air two ways
Capacity: 1 person
1 cup holder
Dimensions: 67 x 83 x 72 cm
Weight: 2 kg
Ref: 203294

Rechargeable Quickpump™ Airpump

Inflates and deflates airbeds very rapidly.

2 separate functions: inflates and deflates
Charger 230 Vac and 12 Vdc included
Hose included
Double Lock™ valve, Boston valve and pinch valve adapters
Ergonomic design
Running time: 20 minutes or more (fully charged)
Air flow: 600 litres per minute
Head pressure: 39 mbar
Carry bag included
Weight: 1.8 kg
Ref: 204476



Loveseat™

Perfect for two people thanks to its large dimensions and good back support, it even features two separate cup holders so that each user can sit back and unwind whilst always having a drink close at hand. The inflatable structure offers stability so that each user can sit comfortably.

Airtight® system: Double Lock™ valve locks in air two ways
Capacity: 2 people
Dual cup holder
Dimensions: 71 x 129 x 72 cm
Weight: 2.8 kg
Ref: 203295

12V Quickpump™ Airpump

Dual function pump: Inflates and deflates.

Can be used on 12Vdc car battery only
Hose included
Double Lock™ valve, Boston valve and pinch valve adapters
Carry bag included for easy carrying and storage
This pump can inflate or deflate a Quickbed® Double in less than 1 minute
Ref: 204547





FURNITURE



There's no need to forego the comforts of home when venturing into the great outdoors. Coleman's extensive range of furniture will take care of a multitude of needs, whether it's relaxing in one of our chairs or sharing a meal at the camp table. All products are designed for maximum comfort, functionality and portability.



FOLDING CAMP TABLES

Maximum convenience, maximum portability. Our range of folding camp tables offers a solution to various campsite requirements from a family meal, a bedside table or a place for the kids to play.

6 in 1 Camping Table

One table, endless options; it is a versatile, multi-configuration table, designed to fit with any outdoor lifestyle. Perfect for camping or it works equally well for a gathering in the garden. Bringing the stove up to the perfect cooking height, there's no need to stoop.

Frame: Aluminium

Open size (W x D x H):

80 x 40 x 37/70/80 cm for each table

Folded size (W x D x H):

80 x 40 x 7 cm for 2 tables together


Aluminium leg tube

Adjustable leg height

Carry handle

Weight: 5.8 kg

Ref: 205479



Folding Table For 8

A camping essential for any family, this folding table is large enough to seat up to 8 adults. Ideal for transporting, it folds down compactly to form a slim carry case. Constructed from heavy duty materials, it is built to last with a hardboard top that resists moisture and a durable and tough aluminium frame.

Frame: Aluminium

Open size (W x D x H): 152 x 76 x 71 cm

Folded size (W x D x H): 76 x 76 x 8 cm

Capacity: 80 kg

Braced U-legs for increased stability

Sandbar leg design distributes weight evenly over soft surfaces

Collapsible legs nest inside the folded table

Luggage-style carry handle

Weight: 5.7 kg

Ref: 204394



Mini Camp Table

Perfect for an intimate dinner for two at the campsite, this compact table is multi-featured for convenience, it includes a mesh stow shelf for essentials, in addition to adjustable height legs for uneven terrain. This durable aluminium frame table packs down compactly for transportation.

Frame: Aluminium

Open size (W x D x H): 80 x 40 x 55 cm

Folded size (W x D x H): 40 x 42.5 x 8 cm

Capacity: 30 kg

Adjustable leg height

Mesh shelf underneath the table

Carry handles

Weight: 3.2 kg

Ref: 204395



PACK-AWAY™ DINING

Small on pack size, big on convenience. Our lightweight Pack-Away™ sets are essentials on any camping trip. They take up minimum space when travelling and then simply fold out to the ideal dining set.

Pack-Away™ Table For 4

Ideal for family holidays, this lightweight dining set for 4 is quick to set-up and pack away.

Table for 4 with
2 bench seats
Frame: Aluminium
Table size (W x D x H):
Open: 90 x 60 x 70 cm
Folded: 90 x 30 x 11 cm
Bench size (W x D x H):
88 x 25 x 41 cm
Bench seats fold and store inside the table
Weight: TBC
Ref: 203841



Pack-Away™ Table For 2

Packs down very neatly, the chairs packing inside the table for convenient transport and storage.

Table for 2 with 2 stools
Frame: Aluminium
Plated steel hardware
Table size (W x D x H):
Open: 82 x 61 x 66 cm
Folded: 41 x 61 x 11 cm
Stool size (W x D x H):
30 x 28 x 41 cm
Adjustable table height
Stools fold flat and store inside folded table
Auto-lock securing
Carry handles
Weight: 6.5 kg
Ref: 203840



SLING CHAIRS

Our extensive range of Sling Chairs really has something to offer any camper and are also ideal for the garden. Lightweight, compact, they all come with a carry bag for extra convenience when transporting and storing.

Summer Sling Chair

Beautifully designed, comfortable chair ideal for relaxing. High grade aluminium frame is ultra slim but extremely strong. Folds up into a very compact unit and stores in the carry bag provided.

Fabric: Polyester with PVC coating
 Frame: Aluminium
 Open size (W x D x H): 58 x 61 x 94 cm
 Folded size (W x D x H): 12 x 15 x 113 cm
 Capacity: 113 kg (17 stone 11 lbs)
 High back support for head
 Curved armrests
 Sit side rails for support
 Carry bag included
 Weight: 2.8 kg
 Ref: 205147



Sling Chair Cover

A cotton chair cover perfectly suited for sling chairs and summer sling chairs. Provides warmth during cold weather yet increased breathability during warm weather.

Fabric: Cotton
 Dimensions: 157 x 53 cm
 Weight: 350 g
 2 pockets on the back
 Ref: 205157



Sling Chair

Ergonomically designed chair that reduces back pressure with its inclined position, supporting the neck.

Fabric: 600D Polyester Oxford
 Frame: Aluminium
 Open size (W x D x H): 58 x 61 x 94 cm
 Folded size (W x D x H): 12 x 15 x 113 cm
 Capacity: 113 kg (17 stone 11lbs)
 High back support for head
 Curved armrests
 Sit side rails for support
 Carry bag included
 Weight: 3.2 kg
 Ref: 204067 (khaki)
 Ref: 205474 (green)



Standard Sling Chair

Experience the benefits of the ergonomically designed chair that reduces back pressure with its inclined position, with the useful addition of two cup holders.

Fabric: 600D Polyester Oxford
 Frame: Steel
 Open size (W x D x H): 62 x 70 x 96 cm
 Folded size (W x D x H): 13 x 13 x 110 cm
 Capacity: 113 kg (17 stone 11lbs)
 High back support for head
 Mesh back for better breathability
 Integrated cup holder
 Carry bag included
 Weight: 4 kg
 Ref: 205149 (khaki)
 Ref: 205472 (green)



QUAD CHAIRS

Our compact, sturdy and comfortable Quad Chair is ideal for family camping. Designed for easy storage and transport, it is also perfect for any outdoor activity.

Standard Quad Chair

Perfect for travellers with restricted storage space thanks to the compact pack-down design.

Fabric: 600D Polyester with PVC coating

Frame: Steel

Open size (W x D x H): 93 x 50 x 90 cm

Folded size (W x D x H): 22 x 16 x 94 cm

Capacity: 113 kg (17 stone 11lbs)

Integrated cup holder

Carry bag included

Weight: 3.3 kg

Ref: 204068 (khaki)

Ref: 205475 (green)



DECK CHAIRS & PORTABLE CHAIRS

Quality is the key to this range of chairs, constructed from heavy-duty fabrics and durable components, they are built to last. Designed to offer complete comfort, the supportive structures work with the body.

Deck Chair with Table

Convenient deck chair that allows the user to keep all their essentials nearby thanks to the amply proportioned side table with handy cup holder.

Fabric: 600D Polyester Oxford

Frame: Aluminium

Open size (W x D x H): 89 x 78 x 53 cm

Folded size (W x D x H): 15 x 53 x 78 cm

Table size (W x D): 28 x 42 cm

Capacity: 113 kg (17 stone 11lbs)

Convertible table with side cup holder

Padded back and seat

Foam armrests

Built in carry straps

Weight: 3.46 kg

Ref: 204066 (khaki)

Ref: 205471 (green)



Deck Chair

Heavy-duty folding deck chair that is compact when folded for easy transport and storage.

Fabric: 600D Polyester Oxford

Frame: Aluminium

Open size (W x D x H): 62 x 53 x 78 cm

Folded size (W x D x H): 13 x 53 x 75 cm

Capacity: 113 kg (17 stone 11lbs)

Padded back and seat

Foam armrests

Built in carry straps

Weight: 2.6 kg

Ref: 204065 (khaki)

Ref: 205470 (green)



Woodsmen Chair

Lightweight and practical chair with wide support for increased comfort. Packs down neatly for ease of transport and storage.

Fabric: 300D Polyester

Frame: Aluminium

Open size (W x D x H): 45 x 40 x 72 cm

Folded size (W x D x H): 45 x 16 x 55 cm

Capacity: 90 kg (14 stone 2lbs)

Wide back

Weight: 1.3 kg

Ref: 205477 (green)



Stool

Ultra-lightweight, folding stool including carry bag with belt loop for extra convenience.

Fabric: 600D Polyester with

PVC coating

Frame: Lightweight aluminum

Open size (W x D x H): 26 x 26 x 36 cm

Folded size (W x D x H): 7 x 6 x 32 cm


Capacity: 80 kg (12 stone 8lbs)

4 legs

Carry bag included

Weight: 0.49 kg

Ref: 203835





STOVES AND APPLIANCES



Built to last a generation..., or two

Coleman® camp stoves, grills and lanterns are designed with the differing requirements of consumers in mind, and are all amazingly easy to use. We never stop thinking up ways to make campsite food the best it can be, the lighting brighter and the whole camping experience more fun for everyone.

F1 APPLIANCES

Our F1 appliances are incredibly lightweight and made with technically advanced materials to ensure maximum performance time and time again. These products are the perfect companions on any lightweight trek when every gramme counts.



F1 Lite® Stove

One of the lightest stoves on the market at 77g, the F1 Lite® is compact with three pan supports that can be folded and detached. The pilot light burner system prevents strong winds from extinguishing the flame.

Operates off Coleman® resealable gas cartridges
 Power: 4800W
 Boil time: 3min
 Lightweight and compact textile carry pouch (11g)
 Size (arms detached): 4.3 x 8 x 5 cm
 Weight: 77 g
 Ref: 68178



F1 Power® PZ

Ultra-light stove with a high power of 7000W. Ideal for hikers, trekkers and backpackers. It features four foldable pan supports, an integrated arm locking ring for added safety and piezo ignition. It has a great wind resistance.

Operates off Coleman® resealable gas cartridges
 Power: 7000W
 Boil time: 2min 30sec
 Lightweight carry pouch included
 Size: 9 x 12 x 7 cm
 Weight: 153 g
 Ref: 202662

F1 Lite® Lantern

One of the lightest lanterns on the market. It has been designed for trekking where every gramme counts. The textile carry pouch incorporates a lightweight protection cylinder for added convenience. Easy access to mantle with detachable mesh globe.

Operates off Coleman® resealable gas cartridges
 Wire knob for easier handling (with gloves)
 Light cable handle (only 4.1g)
 Lightweight carry pouch included
 Size: 5 x 5 x 10.5 cm
 Weight: 88 g
 Ref: 69188



COOK KITS

Hard-wearing, easy-clean cook sets that complement our range of stoves.



Mini Cook Kit

Ultra-compact cook kit, constructed with durable and strong, hard anodised materials for high performance in the extremes.

Includes: 2 pans and 2 pots with capacity from 350ml to 940ml

Durable hard-anodised aluminium set

Convenient handles fold flat for easy packing

Stuff sack included

Weight: 515 g

Ref: 204028



Non Stick Cook Kit

Non stick compact and lightweight cook kit specially designed for backpackers needs

Includes: large litre pot, small litre pot lid that fits on both pots and removable pot gripper
Pots feature grooved bottoms to keep them centred on the stove

Lid features a silicone heat pad that helps prevent the flip top handle from getting too hot

Non stick, hard anodised aluminium

Nylon stuff sack included for easy carrying and storage

Weight: 425 g

Ref: 204026



Non Stick Cook Kit Plus

Compact and lightweight, it is ideal for backpackers.

Includes: 3 litre pot, 2.5 litre pot, 2 lids, 1 skillet, 1 pot gripper

Non stick, hard-anodised aluminium

Pots have a grooved base to keep centred on the stove

Lid features a silicon heat pad

Nylon stuff sack included

Weight: 985 g

Ref: 204027



Family Cook Set

Ideal cook set for family campers.

Includes: frying pan/large pot with lid/
saucepan with lid

Heavy duty steel

Riveted, plated steel handle

Non-stick surfaces

Detachable handle fits to frying pan and saucepan

Ref: 204057

UNLEADED STOVES

Coleman® Liquid Fuel stoves are ideal for camping, fishing trips and expeditions anywhere in the world. Strong, reliable and economical to run, they all operate from Coleman® Liquid Fuel and unleaded petrol.



Unleaded 2-Burner Stove

Rugged and tough 2-burner Dual Fuel™ stove with large pan supports and effective windshields, perfect for a family or group camp. When the cooking is over, it conveniently packs away into its self-contained carry case.

Operates off unleaded petrol or Coleman® Fuel
 Power: 4225W
 Runtime: Up to 2h
 Size: 46 x 29 x 12 cm
 Boil time: 4min
 Weight: 5.3 kg
 Ref: 39213



Unleaded Sportster™ II

Built to stand the test of time, this durable, Dual Fuel™ single burner stove is economical, rugged and easy to use.

Power: 2500W
 Runtime: Up to 8h 30min
 Size: 15 x 12 cm
 Boil time: 4min 58sec
 Weight: 1.185 kg
 Ref: 200016



UNLEADED LANTERNS

Bright, economical to run for many hours and exceptionally rugged, Coleman® Liquid Fuel lanterns are ideal for camping, fishing or any expeditions anywhere in the world. Strong and reliable, they all operate from Coleman® Liquid Fuel and unleaded petrol.

Northstar™ Lantern

The famous Coleman® Northstar™ Lantern runs on Coleman® Liquid Fuel or unleaded petrol, making it economical to run for long periods of time. It is exceptionally bright and easy-to-use, perfect when camping or on a fishing trip.

Operates off unleaded petrol or Coleman® Fuel
Filter funnel included
Electronic ignition
Runtime: Up to 14h
Height: 36cm
Power: 220W
Weight: 1.8 kg
Ref: 200022



1 Mantle Lantern

Economical lantern with hanging/carrying handle. Adjustable brightness.

Operates off unleaded petrol or Coleman® Fuel
Filter funnel included
Runtime: Up to 14h
Height: 32cm
Power: 125W
Weight: 1.3 kg
Ref: 39219



Powerhouse™ 2 Mantle Lantern

The Powerhouse™ 2 Mantle Lantern is easy to use and economical. It features a brass burner tube and adjustable light output.

Operates off unleaded petrol or Coleman® Fuel
Filter funnel included
Runtime: Up to 14h
Height: 36cm
Power: 200W
Weight: 1.62 kg
Ref: 200024

PROPANE STOVES

100% Propane is an exceptionally efficient fuel source that is ideal for family or adventure camping, packing in maximum performance in a convenient, compact cylinder. Its ability to cope effortlessly at extremely low temperatures and at altitude makes it the ideal fuel source for any adventure.



Fold'n Go™

The ultimate stove for cooking on the go thanks to its foldable design with locking handle for easy transport and storage.

Includes: PerfectFlow® technology, InstaStart™ ignition, 2 independently adjustable burners, aluminised steel cooking grate
Operates off 100% Propane cylinders
Power: 5540W
Runtime: 1hr 10min on high
Boil time: 6min 10sec
Weight: 3.65 kg
Ref: 205163



PerfectFlow™ 2 Burner

Enjoy family mealtimes, cooking sumptuous feasts on this high powered 2 burner stove, operating off 100% Propane cylinders.

Includes: PerfectFlow® technology, InstaStart™ ignition, 2 independently adjustable burners, aluminised steel cooking top and the WindBlock™ system
Operates off 100% Propane cylinders
Power: 6480W
Runtime: 1hr on high
Boil time: 4min 55sec
Weight: 5 kg
Ref: 205166



PerfectFlow™ Grill

Family mealtimes just got a little quicker and more creative thanks to this stove and grill, both operating simultaneously for ultimate cooking flexibility.

Includes: PerfectFlow® technology, InstaStart™ ignition, independently adjustable grill and burner, aluminised steel cooking top on the stove, removable die-cast aluminium grill, easy clean grease management area for the grill and the WindBlock™ system
Operates off 100% Propane cylinders
Power: 5540W
Runtime: 1hr 10min on high
Boil time: 5min 50sec
Weight: 5.86 kg
Ref: 205165

PROPANE APPLIANCES

Coleman® 100% Propane appliances are easy-to-use and all feature the PerfectFlow® system, an integrated regulator that provides consistent performance, there's no need for additional tubing or a regulator.



PerfectFlow™ 1 Burner

Efficient and sturdy, single burner, 100% Propane stove with a large cooking surface and a stable base. The intelligent bowl design protects the burner in windy conditions and features a ridged pan support system that evenly distributes the heat across the surface of the pan for faster cooking times.

Includes: PerfectFlow® technology, 20cm bowl with pan supports, adjustable burner, wide base with fold out feet for stability
Operates off 100% Propane cylinders

Power: 3150W

Runtime: 2hr on high

Boil time: 4min 15sec

Weight: 810 g

Ref: 205167



Power Pack™ 1 Burner

Low profile, single burner, 100% Propane stove which is incredibly compact for storage and offers a sturdy, stable base whilst at the same time coping effortlessly with large based saucepans.

Includes: PerfectFlow® technology, large pan support, adjustable burner

Operates off 100% Propane cylinders

Power: 2200W

Runtime: 3hr on high

Boil time: 6min 20sec

Weight: 1.48 kg

Ref: 205168



Northstar™ Lantern Propane

The brightest star, this lantern offers unparalleled luminosity. A thoroughly rugged design, it comes with a convenient carry case. The stability foot secures the lantern on uneven terrain, whilst PerfectFlow® technology ensures constant lighting for the cylinder life and regardless of the conditions.

Includes: PerfectFlow® technology, InstaStart™ ignition, foot base with foldable legs, a porcelain ventilator, globe protection, effortless to change Insta-Clip® mantle and a soft carry case

Operates off 100% Propane cylinders

Power: 170W

Runtime: 4hr 30min on high

Weight: 1.77 kg

Ref: 205164



Blackcat™ Propane Heater

The perfect companion in lower temperatures thanks to the use of propane, this heater integrates the PerfectTemp™ catalytic process which is platinum catalytic technology for a flameless, more stable heat. Additionally, it features the PerfectFlow® system for a regulated fuel stream, particularly effective in low temperatures or variable altitudes, providing constant performance for the life of the cylinder.

Includes: PerfectFlow® technology, InstaStart™ ignition, PerfectTemp™ catalytic process

Operates off 100% Propane cylinders

Power: 870W

Runtime: 7hr 30min on high

Weight: 1.56 kg

Ref: 205162

COLEMAN® GAS AND FUEL

Safe, reliable and easy-to-use, Coleman® energy offers efficient fuel sources that you can trust. 100% Propane cartridges are characterised by their exceptional efficiency, high-octane performance and ability to operate in extreme cold conditions and at altitude. Coleman® gas cartridges feature a butane/propane mix for increased performance in lower temperatures and Coleman® Fuel offers the reassurance of a very pure and refined form of unleaded petrol.



100% Propane Cylinder Twin Pack

Each Coleman® 100% Propane cylinder contains 465g of propane. Thanks to the physical properties of propane, every last gramme of gas in the cylinder is used. It is also a cleaner combusting fuel, producing less carbon dioxide and as a result, less pollution.

Pack of 2 100% Propane cylinders
465g of propane per cylinder
Size: 19.5 x 10 cm
Weight: 935 g
Ref: 204488



Coleman® Fuel 1 Litre

1 litre of liquid fuel for use in all Coleman® unleaded appliances.

1 litre liquid fuel
Size: 26.5 x 9 cm
Weight: 1.058 kg
Ref: 39252



Coleman® 500

445g butane/propane mix, valved cartridge.

Size: 10.5 x 16 cm
Weight: 598 g
Ref: 203088



Coleman® 250

220g butane/propane mix, valved cartridge.

Size: 10.5 x 9 cm
Weight: 345 g
Ref: 203086



Coleman® 100

97g butane/propane mix, valved cartridge.

Size: 9 x 7 cm
Weight: 175 g
Ref: 200760





BATTERY LIGHTS



Brilliance comes as standard

The Coleman® range of battery lights shines a light for campers and adventurers the world over. From compact headlamps, perfect for high-energy adventures or large, rechargeable lanterns for family reassurance on the campsite, we have a battery light to suit.

HEADLAMPS

Compact, lightweight and exceptionally bright. These headlamps are the perfect partners on fast-paced adventures or when backpacking.



Mini Led Headlamp

Compact and exceptionally lightweight, even with batteries the Mini Headlamp weighs only 34g making it perfect for fast and light adventures.

Includes: Adjustable head strap

Bulb: 3 bright 5mm white LEDs

Runtime: 8 hours

Operates off: two CR2032 batteries (not included)

Weight: 28g (without batteries)

Ref: 205101



Axis High Power LED Headlamp

Ultra-bright headlamp with patent-pending axis positioning pivot head with easy access push button.

Bulb: Cree® XP-C LED

Light output: 75 lumens

Beam distance: 43m

Runtime: 11 hours high, 55 hours low

Operates off: 3AAA batteries

Ref: 205461



Axis LED Headlamp

Ultra-bright headlamp with patent-pending axis positioning pivot head with easy access push button.

Bulbs: 3 Nichia 5mm LEDs

Light output: 33 lumens

Beam distance: 22m

Runtime: 25 hours high, 66 hours low

Operates off: 3AAA batteries

Ref: 205462

RECHARGEABLE LANTERNS

Our rechargeable lanterns offer effective area lighting, perfect for family camping. They charge from 230 Vac or 12 Vdc for maximum convenience and feature rugged housing for durability.

Classic Rechargeable LED Lantern

This charming lantern is rechargeable from either 12Vdc or 230Vac.

Positions: On / Off

Charges from 230 Vac or 12 Vdc (both chargers included)

12 Vdc charger can be stored in lantern base

Weather resistant

Light output: 64 lumens

Beam distance: 6m

Runtime: 12 hours

Dimensions: 33.5 x 18 cm ø

Weight: 2.8 kg

Ref: 205458



Rugged Rechargeable Lantern

Rugged rechargeable lantern with tough and durable construction to cope with heavy usage. Perfect for the campsite, both chargers can be stored inside the base. It also includes a nightlight which makes it an ideal lantern for families.

Bulbs: One 9 watt fluorescent U-tube

Light output: 165 lumens high

Runtime: 6 hours high, 9 hours low

Positions: High / Low / Off

Charges from 230 Vac or 12 Vdc (both chargers included)

Chargers can be stored in lantern base

Weather resistant

Dimensions: 33 x 19 cm ø

Weight: 1.8 kg (with chargers in the base)

Ref: 204613



Retro Rechargeable Lantern

Taking its charm from yesteryear, this retro design bears all the hallmarks of an old favourite with an injection of today's rechargeable technology. It has an integrated nightlight, making kids feel more secure at night.

Bulbs: One 11 watt spiral fluorescent U-tube

Light output: 280 lumens high

Runtime: 6 hours high, 9 hours low

Positions: High / Low / Off

Charges from 230 Vac or 12 Vdc (both chargers included)

12 Vdc charger can be stored in lantern base

Weather resistant

Dimensions: 33.5 x 18 cm ø

Weight: 2.8 kg (with chargers in the base)

Ref: 204612



LED Rechargeable Lantern

Ultra Bright Cree XR-E LED rechargeable lantern, with adjustable brightness and integrated nightlight. Recharge at home or in the car with the 230V or 12V adaptors which conveniently store inside the lantern base.

Bulbs: One CREE® XR-E LED

Light output: 125 lumens high, 80 lumens low

Beam distance: 7.5 m

Runtime: 10 hours low, 5 hours high

Positions: High / Low / Nightlight / Off

230V and 12V adaptors included and store inside base of lantern

Emergency ON operation

Dimensions: 30 x 18.5 cm ø

Weight: 2.2 kg (with chargers in the base)

Ref: 205097



LED BATTERY LANTERNS

Extremely bright range of lanterns featuring LED bulbs. Ideal companions on any camping trip with rugged components.



4AA LED Camp Lantern

Compact lantern now with LED bulbs for increased luminosity.

Bulbs: 5 Nichia 5mm LEDs
 Light output: 44 lumens
 Beam distance: 6m (+20%, previously 5m)
 Run time: 16 hours
 (previously 3 hours 30 min)
 Operates off: 4AA batteries
 Weight: 292 g (with batteries)
 Ref: 205459



4D LED Camp Lantern

Large, family-sized lantern now with LED bulbs for increased brightness.

Bulbs: 5 Nichia 5mm LEDs
 Light output: 54 lumens
 Beam distance: 6m (+20%, previously 5m)
 Run time: 175 hours
 (previously 14 hours)
 Operates off: 4D batteries
 Weight: 866 g (with batteries)
 Ref: 205460



4D LED Pack-Away™ Lantern

A super-bright lantern that features the Coleman® Pack-Away™ design. Shuts off automatically as soon as the lantern is packed away.

Bulbs: One CREE® XR-E LED
 Light output: 140 lumens high, 95 lumens low
 Beam distance: 7 m
 Runtime: 18 hours high, 40 hours low
 Positions: High / Low / Nightlight / Off
 Patented Pack-Away™ feature
 Chrome plated carry handle
 LED keeps lantern cool while running
 Weather resistant
 Dimensions: 24 x 15.7 x 13.6 cm
 Operates off: 4D (not included)
 Weight: 1.2 kg with batteries
 Ref: 204414



4D LED Lantern

A super-bright personal lantern that uses ultra-powerful Cree® XR-E LEDs for intense luminosity.

Bulbs: One CREE® XR-E LED
 Light output: 125 lumens high, 80 lumens low
 Beam distance: 7.5 m
 Runtime: 10 hours low, 5 hours high
 Positions: High / Low / Nightlight / Off
 LED keeps lantern cool while running
 Weather resistant
 Dimensions: 24 x 13.5 cm ø
 Operates off: 4D (not included)
 Weight: 1.2 kg with batteries
 Ref: 204412

BATTERY LANTERNS

Functional and fun lanterns for all the family.



Collapsible Lantern

An ingenious patented design with a collapsible globe for protection and compact storage.

Bulbs: One krypton
 Dimensions: 25 x 12 cm ø
 Operates off: 4D (not included)
 Weight: 1.5 kg with batteries
 Ref: 200489



4AA Camp Lantern™ Mixed Colours

Fun and colourful personal lantern, kids will love the 3 candy colours available. The Krypton bulb is both bright and long-lasting.

Bulbs: One krypton
 Low output: 29 lumens
 Beam distance: 5m
 Runtime: 3 hours 30 mins
 ABS housing
 Weather resistant
 Mixed pack of four colours (2 blue, 2 pink, 2 green)
 Dimensions: 18 x 8 cm ø
 Operates off: 4AA (not included)
 Weight: 200 g with batteries
 Ref: 204411





COOLERS



An essential part of every summer

On a camping or fishing trip, at a barbecue or on the beach, coolers are an essential element of summer living. Coleman® has an extensive range of high performance coolers to keep drinks and food cold, even when the weather gets hot.

XTREME® COOLERS

Coolers that provide superior cold retention thanks to their thick-wall, high performance PU insulation, you can keep ice cold for up to 5 days, even when temperatures soar as high as 32°C. Perfect for a family at the campsite, these coolers are in it for the long haul and are also ideal companions should a party run a little longer than intended!



50-Quart Xtreme® Wheeled cooler

Capacity: 48L
 Hinged lid with deep beverage holders
 Lid takes elastic cords for additional dry storage
 Rustproof, leak-resistant channel drain for no-tilt draining
 Moulded handles for easier lifting and storing
 Telescopic handle
 Large wheels for easy manoeuvrability
 Cooling performance: 5 days
 Dimensions: 66 x 42 x 47.5 cm
 Holds: 72 cans
 Ref: 205236



36-Quart Xtreme® Cooler

Capacity: 34L
 Hinged lid with deep beverage holders
 Lid takes elastic cords for additional dry storage
 Rustproof, leak-resistant channel drain for no-tilt draining
 Two-way handles for easier lifting and storing
 Cooling performance: 5 days
 Dimensions: 66 x 36.8 x 36.8 cm
 Holds: 46 cans
 Ref: 202415



70-Quart Xtreme® Cooler

Capacity: 66.2L
 Hinged lid with deep beverage holders
 Lid takes elastic cords for additional dry storage
 Rustproof, leak-resistant channel drain for no-tilt draining
 Two-way handles for easier lifting and storing
 Cooling performance: 5 days
 Dimensions: 80 x 46.4 x 40.6 cm
 Holds: 98 cans
 Ref: 202424



100-Quart Xtreme® Cooler

Capacity: 94L
 Hinged lid with deep beverage holders
 Lid takes elastic cords for additional dry storage
 Rustproof, leak-resistant channel drain for no-tilt draining
 Two-way handles for easier lifting and storing
 Cooling performance: 5 days
 Dimensions: 92.1 x 41.3 x 43.8 cm
 Holds: 130 cans
 Ref: 202571



PARTY STACKER™ COOLERS

These clever coolers have been specifically designed for optimum use of space. They stack onto each other with an interlocking base and lid, making it easy to store multiple items. Available in 3 different sizes.

18-Quart Party Stacker™ Cooler

Capacity: 17L

Hinged lid

Bail handle for easier lifting and storing

Dimensions: 26.6 x 38 x 38 cm

Holds: 20 cans

Ref: 205232



25-Quart Party Stacker™ Cooler

Capacity: 24L

Large moulded handles for easier lifting and storing

Dimensions: 21 x 56 x 34 cm

Holds: 24 cans

Ref: 205233



34-Quart Party Stacker™ Cooler

Capacity: 32L

Large moulded handles for easier lifting and storing

Dimensions: 30 x 56 x 34 cm

Holds: 48 cans

Ref: 205235



25-Quart Party Stacker™ Cooler Display

Includes x6 25-Quart Party Stacker™ Coolers

Unit dimensions: 116 x 58 x 35 cm

Available in red

Ref: 205234



EXCURSION™ COOLERS

Perfect for the family, these coolers are reliable companions on any trip. Durable sturdy and robust, they integrate practical features for added convenience, in addition to the highly effective PU foam insulation.

5-Quart FlipLid™ Cooler

Capacity: 4.7L
 FlipLid™ cooler that is strong enough to be used as a seat
 Reversible lid that can be used as a tray
 2 can recesses
 Safety locking system
 Textured exterior resists scuffs and scratches
 Cooling performance: 9h
 (tested with Freez'Pack® units (sold separately))
 Dimensions: 26 x 19 x 18 cm
 Holds: 6 x 330ml cans
 Ref: 200895



9-Quart Excursion™

Capacity: 8.5L
 Cooler is strong enough to be used as a seat
 Textured exterior resists scuffs and scratches
 Internal divider can be used vertically or horizontally
 Hinged lid and comfortable handle
 Cooling performance: 16h 25min
 (tested with Freez'Pack® units (sold separately))
 Dimensions: 32.2 x 28.8 x 24.8 cm
 Holds: 6 x 0.5L bottles
 Ref: 200789



16-Quart Excursion™

Capacity: 15L
 Cooler is strong enough to be used as a seat
 Textured exterior resists scuffs and scratches
 Hinged lid and comfortable handle
 Cooling performance: 21h 25min
 (tested with Freez'Pack® units (sold separately))
 Dimensions: 38.1 x 35.6 x 24.1 cm
 Holds: 10 x 0.5L bottles
 Ref: 200791



36-Quart Excursion™

Capacity: 34L
 Cooler is strong enough to be used as a seat
 Textured exterior resists scuffs and scratches
 Multi-functional lid with cup holders
 Fish measuring scale and bungee tie-down holes
 Moulded handles for carrying comfort
 Cooling performance: 26h 40min
 (tested with Freez'Pack® units (sold separately))
 Dimensions: 57.6 x 37.5 x 34 cm
 Holds: 9 x 1.5L bottles
 Ref: 200794



COMBO™ COOLER

Everything in one pack - perfect for a family camping trip. The PU foam insulation provides effective cooling in warm temperatures while the swing handles allows for comfortable carrying even when full.



48-Quart Combo™

A combo pack including:

Large Chest Cooler:

Capacity: 45.7L

Impact-resistant storage tray, leak-resistant drain and swing handles

Cooling performance: 32h (tested with Freez'Pack® units (sold separately))

Dimensions: 64 x 37 x 34 cm

Holds: 9 x 1.5L bottles

FlipLid™ Cooler:

Capacity: 4.7L

FlipLid™ cooler that is strong enough to be used as a seat

Reversible lid that can be used as a tray

2 can recesses

Safety locking system

Cooling performance: 9h (tested with Freez'Pack® units (sold separately))

Dimensions: 26 x 19 x 18 cm

Holds: 6 x 330ml cans

Jug:

1.26L (1/3gal) jug with large bale handle

Leak-free flip top spout

Ref: 202356



