


MISSION FULL RANGE



MISSION

MISSION





CONTENTS

HISTORY 04

PILASTRO 06

E SERIES 10

E8 12

E5 14

E3 16

M SERIES 18

M3i 20

M5i 22

M6i 24

M CUBE 26

7 SERIES 30

STANDS 34

TECHNOLOGY 36



HISTORY

Since its foundation in 1977, Mission has been seen as one of the leading lights in the development of acoustic engineering and in applying new technologies to create some of the most exciting and rewarding loudspeaker systems in every sector of the market.

In 1978, Mission Electronics launched the 770 loudspeaker. This revolutionary product featured the world's first commercially realistic polypropylene drive unit. After this swiftly followed the

'Engineered without compromise'

Throughout the 1970s and 1980s, development continued with an emphasis on materials technology. As polymer chemistry advanced, more advanced materials and composites became available. Experiments on these materials yielded significant advances in acoustic engineering; the lighter, stronger materials more able to track small signal changes.

Into the 1990s, Mission became a force to be reckoned with. The name spread internationally, and became synonymous with high

quality audio around the world. As sales grew, investment in development continued creating the 75 series; the 78 series; and in 2001, the 'Pilastro' was launched.

Pilastro was the culmination of all those years' knowledge. Engineered without compromise, it represents an ideal in loudspeaker development – a statement product that is, without doubt, one of the finest loudspeakers in audio history.


Mission 700 in 1979 – the first loudspeaker to use the now famous 'inverted driver array'.



“one of the finest loudspeakers in audio history”

Many of the acoustic advances achieved through the Pilaastro project have since been implemented in our newer loudspeaker ranges. The new E-series loudspeakers all share the secrets of drive unit technology and cabinet construction from their illustrious predecessor and likewise, the M-series loudspeakers and even the new 790 series all owe a great deal to the research that was undertaken for that project.

Through an engineering-led approach to product development, Mission remains today a standard by which other loudspeaker companies are measured. With huge investment and with group resources that include the ability to manufacture every single component of every product, you can be sure that Mission will continue to define loudspeaker reproduction standards.





pilaStro




PILASTRO

A combination of advanced technological innovation in acoustic design and fine craftsmanship has won the plaudits of many critics and consumers alike. Mission's flagship loudspeaker Pilastro exemplifies this commitment to sonic perfection. Over two years of research, design and development has resulted in an outstanding loudspeaker that effortlessly fills any room with supreme sound quality. The Pilastro is a true work of art and a statement of all that is best in British design.

***“The Pilastro
is a true work
of art”***





Pilastro is one of an elite group of loudspeakers in the world, which can truly be referred to as 'superspeakers'. Their breathtaking looks and superlative build, barely do justice to their high sensitivity, huge bandwidth and explosive dynamic range.

Features include a unique 'ring-dome' tweeter unit, natural hemp mid-range driver and 'balanced force equilibrium' bass drivers, all optimised to create a frequency bandwidth from 20Hz to 56kHz, all within 3dB of mean. Dispersion is optimised through a symmetrical driver arrangement – perfectly time and phase aligned.

Cabinet construction is equally impressive. A new material, 'Granitech', has been employed for the first time in a loudspeaker structure - virtually eliminating resonance and producing sensational transient attack and rhythm.

The crossover uses silver wiring, hardwired between the very finest audiophile components available, all built into a separate enclosure in the plinth.

“the very finest audiophile components available”



pilaStro


PILASTRO

Enclosure Type	3-way ABR loaded floor standing tower
Frequency Response ±3dB	25 Hz - 48kHz
Sensitivity SPL/m @ 2.83V	95 dB
Volume	82 litres
Impedance	6 Ohms
Recommended Amplifier	15 - 500W
Dimensions(H x W x D): mm	1460 x 309 x 510
Package Quantity	Single

Cabinet Finishes (to order)	Silver / Pear Piano Black
-----------------------------	------------------------------



TECHNOLOGIES



Please refer to symbol reference, pages 36-38





ee SERIES



E SERIES

Mission's E-series consists of three unique loudspeaker systems, carefully sculptured and acoustically engineered by Mission's highly acclaimed R&D team. Featuring striking good looks and a performance to match, each system has been designed to perform as well in multi-channel as it does in two-channel stereo. Mission's constant pursuit of excellence has resulted in close attention being made not only to the acoustic performance, but also to the styling of the product. The cabinet design is directly derived from the research into Mission's flagship model, Pilastro. A curved profile to each of the cabinets optimises dispersion and greatly reduces resonance, with each range using a multi-layer laminate for an impressively robust construction.

“striking good looks and a performance to match”





E8

The top of the E-series range, the E8 or Elegante system offers an astonishing performance in both home cinema and stereo configurations. Mission's fastidious attention to detail has been applied to the build and finish as well as to the award-winning acoustics of this series. All models are offered in a choice of high quality piano lacquered paint finishes.

All systems are available as stereo pairs, or in a 5.1 home theatre set-up with the option to upgrade to 6.1. Comprising of six elegantly profiled loudspeakers and powerful subwoofer, each Elegante system will effortlessly deliver all the thrills, excitement and emotion accompanying the latest DVD or DVD-A releases.

TECHNOLOGIES



Please refer to symbol reference, pages 10-11



Hi Gloss Black



Hi Gloss Silver



Anthracite



e8 *elegante*

	E80	E81	E82	E83	E8C	E8AS1	E8AS2
Enclosure Type	2-way sealed box	2-way sealed box	3-way reflex loaded	2-way ABR loaded	2-way sealed box	ABR loaded	sealed box
Frequency Response ±3dB	80 Hz - 30 kHz	80 Hz - 30 kHz	48 Hz - 30 kHz	44 Hz - 30 kHz	80 Hz - 30 kHz	36 Hz - 150 Hz	28 Hz - 280 Hz
Sensitivity SPL/m @ 2.83V	85 dB	90 dB	90 dB	90 dB	90 dB	-	-
Volume	3.75 litres	5.75 litres	23 litres	40 litres	6.5 litres	30 litres	46 litres
Impedance	8 Ohms compatible	8 Ohms compatible	8 Ohms compatible	8 Ohms compatible	8 Ohms compatible	-	-
Recommended Amplifier	50 - 150 W	50 - 150 W	50 - 150 W	50 - 200 W	50 - 150 W	Integrated 350 W	Integrated 500 W
Dimensions (H x W x D) mm	284 x 160 x 250	403 x 160 x 250	956 x 300 x 334	1108 x 330 x 360	172 x 443 x 250	416 x 365 x 400	430 x 400 x 560
High Gloss Cabinet Finishes	Anthracite	Anthracite	Anthracite	Anthracite	Anthracite	Anthracite	Anthracite
	Hi Gloss Silver	Hi Gloss Silver	Hi Gloss Silver	Hi Gloss Silver	Hi Gloss Silver	Hi Gloss Silver	Hi Gloss Silver
	Hi Gloss Black	Hi Gloss Black	Hi Gloss Black	Hi Gloss Black	Hi Gloss Black	Hi Gloss Black	Hi Gloss Black
Included Accessories	Wall Bracket	Wall Bracket			Wall Bracket		
					Plinth		
Optional Accessories	E8 Stand (pr)	E8 Stand (pr)					

E5

Mission's new E5 series is a superlative stereo and home cinema loudspeaker system for the discerning listener. The E5 is designed along the E-series aesthetic and uses a complement of high quality drive units and crossover components, finished in a choice of real wood veneers, with a high quality satin lacquer finish.

The genetic lineage is self-evident, with our E5 range sharing many design features with the flagship Pilastro and Elegante series loudspeakers. Under the lustrous surface, audiophile tweaks such as an alloy drive unit chassis and high power magnet system work to great effect.

The reproduction of music from the E5 is remarkable. The perfectly integrated mid-range is fluid and lucid, with pin-sharp detail, and a bass dynamic that belies its slender profile.

TECHNOLOGIES



Please refer to symbol reference, pages 10-11





	E50	E52	E54	E5C	E5DS	E5AS
Enclosure Type	2-way sealed box	2-way reflex	2-way ABR loaded floor stand	2-way sealed box	2-way reflex	sealed box
Frequency Response ± 3dB	75 Hz - 30 kHz	60 Hz - 30 kHz	45 Hz - 30 kHz	60 Hz - 30 kHz	75 Hz - 20 kHz	25 Hz - 95kHz
Sensitivity SPL/m @ 2.83V	87 dB	87 dB	90 dB	91 dB	87 dB	113db av mx o/p@1M
Volume	2.5 litres	5.2 litres	19 litres	4.9 litres	4.5 litres	42 litres
Impedance	8 Ohms compatible	8 Ohms compatible	8 Ohms compatible	8 Ohms compatible	8 Ohms compatible	-
Recommended Amplifier	50 - 100W	50 - 100W	50 - 100W	50 - 100W	25 - 100W	Integrated 300W amplifier
Dimensions(H x W x D) mm	259 x 139 x 242	323 x 165 x 305	956 x 350 x 334	139 x 461 x 242	230 x 360 x 110	465 x 524 x 475
Package Quantity	Single	Single	Single	Single	Pair	Single
Gloss Cabinet Finishes	Hi Gloss Walnut	Hi Gloss Walnut	Hi Gloss Walnut	Hi Gloss Walnut	Hi Gloss Silver	Hi Gloss Silver
	Hi Gloss Black	Hi Gloss Black	Hi Gloss Black	Hi Gloss Black	Hi Gloss Black	Hi Gloss Black
Real wood Veneer Finishes	Cherry	Cherry	Cherry	Cherry	-	Cherry
	Beech	Beech	Beech	Beech	-	Beech
	Rosewood	Rosewood	Rosewood	Rosewood	-	Rosewood
Included Accessories	-	-	-	Table Stand	Wall fixing	Remote Controller
Optional Accessories	E5 Floor Stand (Pr) Wall Bracket (Pr)	E5 Floor Stand (Pr)				





E3

Fiercely independent, the E3 is a collision of traditional and contemporary design – a modern interpretation of the classic Mission aesthetic.

Sensational in its poise and steadfast in its presentation it is, above all else, a genuine expression of a passion for performance.

A range of models has been developed including bookshelf, wall mount, floorstanding, centre channel, subwoofer and surround speakers. E3 is a complete solution for the stereo and the home cinema enthusiast alike. Moreover, it has been engineered to reproduce the very best from any music or surround sound source.

The cabinet construction is shared with the E5 to ensure a clean, superbly detailed dynamic sound with not only the lowest distortion in its class, but a wide dispersion for a flat in-room frequency response.



Hi Gloss Black



Hi Gloss Silver



Hi Gloss Walnut



Cherry



Beech

TECHNOLOGIES



Please refer to symbol reference, pages 10-11



	E30	E32	E34	E3C	E3DS	E3ASR	E3AS
Enclosure Type	2-way sealed box	2-way reflex	2-way ABR loaded	2-way sealed box	2-way reflex	sealed box	Sealed box
Frequency Response ± 3dB	78 Hz - 30 kHz	62 Hz - 30 kHz	48 Hz - 30 kHz	65 Hz - 30 kHz	75 Hz - 20 kHz	32 Hz -130 Hz	32Hz - 200 Hz
Sensitivity SPL/m @ 2.83V	85 dB	86 dB	88 dB	90 dB	87 dB	250mV for 100W	250mV for 100W
Volume	2.5 litres	5.2 litres	18 litres	4.9 litres	4.5 litres	26 litres	26 litres
Impedance	8 Ohms compatible	8 Ohms compatible	8 Ohms compatible	8 Ohms compatible	8 Ohms compatible		
Recommended Amplifier	50 - 100W	50 - 100W	50 - 100W	50 - 100W	25 - 100W	Integrated 300W amplifier	Integrated 150W amplifier
Dimensions(H x W x D) mm	259 x 139 x 242	323 x 165 x 305	956 x 350 x 334	139 x 461 x 242	230 x 360 x 110	425 x 385 x 435	425 x 385 x 415
Package Quantity	Pair	Pair	Single	Single	Pair	Single	Single
Wood Effect Finishes	Graphite Black Satin Silver Beech Walnut Cherry	Graphite Black Satin Silver Beech Walnut Cherry	Graphite Black Satin Silver Beech Walnut Cherry	Graphite Black Satin Silver Beech Walnut Cherry	Graphite Black Satin Silver Beech Walnut Cherry	Graphite Black Satin Silver Beech Walnut Cherry	Graphite Black Satin Silver Beech Walnut Cherry
Included Accessories				Table Stand	Wall Fixing	Remote Controller	Rear controls
Optional Accessories	E3 Stand (Pair) Wall Bracket (Pair)	E3 Stand (Pair)					



	EH3 CENTRE	EH3 SURROUND	EH3 SYSTEM
Enclosure Type	2-way reflex	sealed bi-pole	comprising
Frequency Response ± 3dB	80 Hz - 30kHz	110 Hz - 20 kHz	1 x eh3 centre
Sensitivity SPL/m @ 2.83V	88 dB	87dB	2 x eh3 surround
Volume	3.2 litres	2.3 litres	
Impedance	8 Ohms compatible	8 Ohms compatible	
Recommended Amplifier	25 - 100W	25 - 100W	
Dimensions(H x W x D) mm	130 x 330 x 130	130 x 300 x 140	
Package Quantity	Single	Pair	3 pcs Set
Wood Effect Finishes	Graphite Black Satin Silver Beech Walnut Cherry	Graphite Black Satin Silver Beech Walnut Cherry	Graphite Black Satin Silver Beech Walnut Cherry
Included Accessories		Wall Fixing	



ms

EMERSON

EMERSON

EMERSON

EMERSON

SERIES

M SERIES



M-SERIES

Mission's M-series comprises two complete ranges of loudspeakers designed exclusively for the music enthusiast. The beauty and purity of each performance is conveyed through a starkly realistic, chillingly accurate and spectacularly powerful presentation of emotion.

Although remarkable value for money, Mission M-series speakers are constructed using state-of-the-art materials and advanced acoustic design. Mission's 'Diadrive' bass units and 'Viotex' fabric dome treble units, used throughout the M-series, are capable of exceptional performance and integrate seamlessly for an astonishingly realistic vocal and mid-range performance.

“state-of-the-art materials and advanced acoustic design”





M3i

M3i offers startling performance through highly advanced drive units and an innovative cabinet design. Suitable for stereo and home cinema applications, every speaker in the range is fully magnetically shielded.

Viotex fabric dome tweeters, used throughout the range, are capable of remarkable detail and resolution. Voices are natural and unstrained. Mission's DiaDrive bass units provide remarkable bass performance and a harmonious natural mid-range. A new crossover design derived from the highly acclaimed Elegante series has been applied to the M3i series. In addition, crossovers are now wired to the drivers using Mission's special high purity oxygen free cables. The result is that all the speakers in the M3i series, whether used in a stereo or home theatre system, exhibit a lively and musical performance with enhanced rhythm and timing.

“startling performance through highly advanced drive units”

Technologies



Please refer to symbol reference, pages 36-38

	M30i	M31i	M32i	M33i	M34i	M35i	M3c1i	M3c2i	M3dsi	M3as
Enclosure Type	2-way reflex	★★★★★ 2-way reflex	2-way reflex	★★★★★ 2-way reflex	★★★★ 2-way reflex	3-way reflex	★★★★★ 2-way reflex	2-way reflex	2-way reflex	reflex
Frequency Response ±3dB	68 Hz - 20 kHz	65 Hz - 20 kHz	52 Hz - 20 kHz	44 Hz - 20 kHz	44 Hz - 20 kHz	40 Hz - 20 kHz	75 Hz - 20 kHz	56Hz - 20kHz	75 Hz - 20 kHz	30Hz - 165 kHz
Sensitivity SPL/m @ 2.83V	86 dB	88 dB	90 dB	90 dB	92 dB	92 dB	89 dB	91 dB	89 dB	-
Volume	3.4 litres	7 litres	12.4 litres	12.4 litres	35.7 litres	47.7 litres	5.2 litres	9.7 litres	4.5 litres	35 litres
Impedance	8 Ohms compatible	8 Ohms compatible	8 Ohms compatible	8 Ohms compatible	8 Ohms compatible	8 Ohms compatible	8 Ohms compatible	8 Ohms compatible	8 Ohms compatible	8 Ohms compatible
Recommended Amplifier	15 - 75 W	25 - 75 W	25 - 100 W	25 - 100 W	25 - 150 W	25 - 150 W	25 - 150 W	25 - 125 W	25 - 100 W	Integrated 150W amp
Dimensions (H x W x D): mm	220 x 145 x 190	255 x 170 x 280	320 x 200 x 325	850 x 200 x 325	950 x 200 x 330	1030 x 260 x 375	135 x 500 x 130	165 x 430 x 230	230 x 360 x 110	410 x 280 x 500
Cabinet Finishes	Graphite Black	Graphite Black	Graphite Black	Graphite Black	Graphite Black	Graphite Black	Graphite Black	Graphite Black	Graphite Black	Graphite Black
Wood Effect	Beech	Beech	Beech	Beech	Beech	Beech	Satin Silver	Beech		Beech
	Cherry	Cherry	Cherry	Cherry	Cherry	Cherry		Cherry		Cherry
	Satin Silver	Satin Silver	Satin Silver	Satin Silver	Satin Silver	Satin Silver		Satin silver	Satin Silver	Satin silver
Package Quantity	Pair	Pair	Pair	Single	Single	Single	Single	Single	Pair	Single
Included Accessories							Wall fixing		Wall fixing	
Optional Accessories	Wall Bracket(pair)	Stancette (pair)	Stancette (pair)							



	MH-3c	MH-3s	MH-3sys	CINEMA 30
Enclosure Type	2-way reflex	sealed bipole	comprising	comprising
Frequency Response ±3dB	80 Hz - 20 kHz	110 Hz - 20 kHz	1 x mh3 centre	4 x m30i
Sensitivity SPL/M @ 2.83V	88 dB	87 dB	2 x mh3 surround	1 x m3c1i
Volume	3.2 litres	2.3litres		1 x m3as
Impedance	8 Ohms compatible	8 Ohms compatible		
Recommended Amplifier	25 - 100W	25 - 100 W		
Dimensions (H x W x D): mm	120 x 330 x 130	130 x 300 x 125		
Cabinet Finishes	Graphite Black	Graphite Black	Graphite Black	Graphite Black
Wood Effect	Beech	Beech	Beech	Beech
	Cherry	Cherry	Cherry	Cherry
	Satin Silver	Satin Silver	Satin Silver	Satin Silver
Package Quantity	single	Pair	3 pcs set	set
Included Accessories				
Optional Accessories	Wall fixing	Wall fixing		



M5i

For twenty five years Mission loudspeakers have been renowned world-wide for their combination of advanced technology and fine craftsmanship. Mission's M5i series reflects that pedigree and commitment to excellence in every aspect of its build, quality and performance. The best result is a new generation of loudspeakers that combine gracious styling with beautifully finished real wood veneers and entrancing sound quality.

Every speaker in the M5i series has been fine-tuned by our engineers to meet the challenging demands of the modern range of AV, DVD and music formats. Whether your interest is in stereo music reproduction or multi-channel movie surround sound, any combination of M5i series speakers will delight your aural senses. Their special combination of wide bandwidth and stunning dynamic range bring both music sources and movie soundtracks to life, allowing you to wallow in the passion, drama and excitement recorded on CD and DVD.

Unrestrained sound quality and fine furniture looks, these loudspeakers will gratify the senses and are a natural choice for connoisseurs of music and movies.



TECHNOLOGIES



Please refer to symbol reference, pages 36-38



	M50i	M52i	M54i	M56i	M5ci	M5DSi	M5ASi
Enclosure Type	2-way reflex	2-way reflex	2-way reflex	2-way reflex	2-way reflex	2-way reflex	reflex
Frequency Response \pm 3dB	64 Hz - 20 kHz	58 Hz - 20 kHz	52 Hz - 20 kHz	44 Hz - 20 kHz	65 Hz - 20 kHz	68 Hz - 20 kHz	28 Hz - 110Hz
Sensitivity SPL/M @ 2.83V	86 dB	87 dB	88 dB	89 dB	87 dB	87 dB	n/a
Volume	4.5 litres	10.3 litres	16 litres	30 litres	8.3 litres	4 litres	52 litres
Impedance	8 Ohms compatible	8 Ohms compatible	8 Ohms compatible	8 Ohms compatible	8 Ohms compatible	8 Ohms compatible	8 Ohms compatible
Recommended Amplifier	25 - 100W	25 - 100W	25 - 100W	25 - 150W	25 - 100W	25 - 100W	n/a
Dimensions(H x W x D): mm	220 x 140 x 225	315 x 205 x 345	893 x 205 x 345	973 x 205 x 360	165 x 480 x 265	266 x 335 x 120	580 x 350 x 520
Package Quantity	Pair	Pair	Single	Single	Single	Pair	Single
Cabinet Finishes	Black ash Silver	Black ash Silver	Black ash Silver	Black ash Silver	Black ash Silver	Black ash Silver	Black ash Silver
Included Accessories	Wall Bracket (Pr)		Stance (Pr)	Stance (Pr)		Wall Fixing	Remote Controller
Optional Accessories	Stance(pair) Wall Bracket(pair)	Stance(pair)					of filters, 6 x 10Hz Volume Phase, 4 preset memories Cabinet, Status Display



M6i

M6i offers the ultimate in high power performance. Highly efficient drive units mean more output per Watt of input power, ideally suited to the demands of modern music and home cinema.

An innovative new cabinet construction is used (TFCT) to construct a 38mm thick front baffle, coupled to a curved cabinet construction. This creates an inert structure with excellent acoustic properties – lowering cabinet response and reducing resonance.

The 'Paramid' bass driver has a 32mm voice coil mounted on a high temperature former suspended in a massive, shielded, magnet system. It has a fast, dynamic response – damped to produce a smooth and natural mid-range performance – yet capable of explosive bass delivery.

TECHNOLOGIES



Please refer to symbol reference, pages 36-38



	M60i	M62i	M64i	M66i	M6ci	M6dsi	M6As
Enclosure Type	2-way reflex	2-way reflex	2-way reflex	2-way reflex	2-way reflex	2-way reflex	sealed box
Frequency Response ± 3dB	60 Hz - 20 kHz	58 Hz - 20 kHz	52 Hz - 20 kHz	44 Hz - 20 kHz	65 Hz - 20 kHz	75 Hz - 20 kHz	28 Hz - 110Hz
Sensitivity SPL/m @ 2.83V	86 dB	87 dB	88 dB	89 dB	87 dB	89 dB	250mV for 200W
Volume	6.5 litres	10.3 litres	16 litres	30 litres	8.7 litres	4.5 litres	30 litres
Impedance	8 Ohms compatible	8 Ohms compatible	8 Ohms compatible	8 Ohms compatible	8 Ohms compatible	8 Ohms compatible	-
Recommended Amplifier	25 - 100W	25 - 100W	25 - 100W	25 - 150W	25 - 100W	25 - 100W	Integrated 350W amp
Dimensions(H x W x D): mm	305 x 180 x 240	319 x 205 x 330	893 x 205 x 330	968 x 205 x 330	178 x 480 x 251	230 x 360 x 110	500 x 320 x 430
Package Quantity	Pair	Pair	Single	Single	Single	Pair	Single
Cabinet Finishes	Graphite Black	Graphite Black	Graphite Black	Graphite Black	Graphite Black	Black	Graphite Black
Wood Effect	Beech	Beech	Beech	Beech	Beech	Silver	Beech
	Cherry	Cherry	Cherry	Cherry	Cherry	-	Cherry
	Satin Silver	Satin Silver	Satin Silver	Satin Silver	Satin Silver	-	Satin Silver
Included Accessories						Wall Fixing	Remote Controller
Optional Accessories	Wall Bracket (Pr)						
	Stance (Pr)	Stance (Pr)					



	MH-6	MH-6c	MH-6s
Enclosure Type	comprising	2-way reflex	sealed bi-pole
Frequency Response ± 3dB	1 x mh6 centre	80 Hz - 20kHz	110 Hz - 20 kHz
Sensitivity SPL/m @ 2.83V	2 x mh6 surround	88 dB	87dB
Volume	-	3.2 litres	2.3 litres
Impedance	-	8 Ohms compatible	8 Ohms compatible
Recommended Amplifier	-	25 - 100W	25 - 100W
Dimensions(H x W x D): mm	-	130 x 330 x 130	130 x 330 x 130
Package Quantity	3 pcs	Single	Pair
Wood Effect	Graphite Black	Graphite Black	Graphite Black
	Beech	Beech	Beech
	Cherry	Cherry	
	Satin Silver	Satin Silver	
Included Accessories		Wall Fixing	





M-CUBE

M-CUBE



Understated and tiny in proportion, the new M-Cube is a revolutionary 5.1 home theatre system for the discerning listener who desires sound quality and discreet style in equal combination.

Just 9cm in size, the satellites can be wall or stand mounted, and due to their use of radical new NXT technology, they can be placed at different distances and angles from the listener – wherever is convenient – without disrupting their spectacular performance.

“no lightweight when it comes to delivering power”

The rich and spacious sound belies the size of the satellites and makes watching movies and listening to music an irresistible pleasure. A powerful 250 Watt amplified subwoofer is included in the package – no lightweight when it comes to delivering power, but as precise and articulate as any, with quality stereo music.

M-cube is simple to set-up and install. Five fully adjustable wall brackets with cables are supplied, plus a selection of Alternative ‘Skins’ to customise your taste.



FEATURES



DML (Distributed Mode loudspeaker) drivers

Supplied as 5.1 system (upgradable to 6.1)

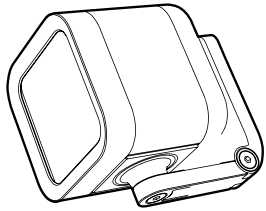
250W powered subwoofer

*NXT is a registered trademark of New Transducers Ltd

All brackets and cables supplied

Supplied with a choice of ‘skins’





M-CUBE

M-CUBE SYSTEMS

Components	Satellite	Subwoofer		Wall bracket	Floorstand
Enclosure Type	DML in infinite baffle	Electronically assisted, sealedbox	Construction	Die cast aluminium	Steel and high impact polymer
Frequency Response ± 3dB	280 Hz - 20kHz	LF: 28 Hz - 40Hz (adjustable) HF: 250 Hz - 300 Hz (adjustable)	Weight	0.08kg	32.5kg
Sensitivity SPL/m @ 2.83V	85 dB	-	Dimensions(H x W x D): mm	100 x 24 x 93	900 x 180 x 180 (excluding spikes)
Impedance	8 Ohms compatible	-	Package Quantity	-	Pair
			Finishes	Ivory	Ivory
Recommended Amplifier	30 - 150W	Integrated 250 W		Midnight	Midnight
Dimensions(H x W x D): mm	90 x 90 x 90	322 x 322 x 322			
Finish Colours	Ivory	Ivory			
	Midnight	Midnight			
Supplied Satellite Colours (Can be changed)	Ruby	Ruby			
	Umber	Umber			
	Olive	Olive			
System with Included Accessories	5 Satellites + 1 Subwoofer				
	Accessory Cables				
	5 Wall Brackets				
Optional Accessories	Additional Floorstands (Pair)				



7 SERIES

7 SERIES

Mission's 7-series is at the very forefront of acoustic development. An example of excellence in British acoustic engineering, it is a integration of high-tech construction and material science with a styling and grace developed over numerous previous generations.

Market forces require excellence now through a number of disciplines, including traditional stereo, multi-channel music and home theatre. Absolute performance often plays second fiddle to convenience and style – not so with Mission's 7 series. At the heart of every loudspeaker beats a rhythm and passion for music unsurpassed in hi-fi.

“integration of high-tech construction”



790 SERIES

Mission's 790 series is the de-facto standard by which competitors are measured. The Mission 790 speakers are exquisite pieces of furniture for the more discerning audiophile. Behind the beauty of the superbly styled and crafted cabinetry lies the result of much skilful and creative engineering. The design solutions employed within the 790 series are novel, while the manufacturing techniques are among the most advanced in the world. The overall result is a speaker system with unrivalled performance capabilities for its size.

Third generation transverse-folded cabinet technology (TFCT), made possible by Mission's high-tech precision CNC manufacturing capability, provides new levels of enclosure integrity and rigidity.

TECHNOLOGIES



Please refer to symbol reference, pages 36-38





	790	792	794	796	79c	79Ds	79AS
Enclosure Type	2-way reflex	2-way reflex	3-way reflex	3-way reflex	2-way sealed	2-way reflex	sealed box
Frequency Response + 3dB	65 Hz - 20 kHz	58 Hz - 20 kHz	48 Hz - 20 kHz	38 Hz - 20 kHz	75 Hz -20 kHz	92 Hz - 20kHz	25 Hz - 110Hz
Sensitivity SPL/M @ 2.83V	87 dB	88 dB	89 dB	90 dB	87 dB	87dB	250mV for 100W
Volume	7 litres	11 litres	19 litres	32 litres	7.2 litres	4.5 litres	42 litres
Impedance	8 Ohms compatible	8 Ohms compatible	8 Ohms compatible	8 Ohms compatible	8 Ohms compatible	8 Ohms compatible	-
Recommended Amplifier	50 - 150W	50 - 175W	50 - 200W	50 - 200W	50 - 200W	25 - 100W	Integrated 300W amplifier
Dimensions(H x W x D): mm	300 x 170 x 270	360 x 206 x 318	795 x 165 x 295	998 x 206 x 318	170 x 450 x 270	220 x 260 x 125	460 x 500 x 390
Package Quantity	Pair	Pair	Single	Single	Single	Pair	Single
High Gloss Cabinet Finishes	Black Silver	Black Silver	Black Silver	Black Silver	Black Silver	Black Silver	Black Silver
Real Wood Cabinet Finishes	Black Ash Beech Cherry Rosewood	Black Ash Beech Cherry Rosewood	Black Ash Beech Cherry Rosewood	Black Ash Beech Cherry Rosewood	Black Ash Beech Cherry Rosewood	Black Ash Beech Cherry Rosewood	Black Ash Beech Cherry Rosewood
Included Accessories					Table Stand		Remote Controller
Optional Accessories	Wall Bracket (Pair)						
	Stand (Pair)	Stand (Pair)					



STANDS

Mission supply a range of stands ideally suited as supports to mission products. An advanced carbon steel construction with hardened spikes provides superb mechanical damping of vibration, improving the dynamic attack and detailed resolution of any standmount loudspeakers.

All stands are supplied complete with spikes and full assembly documentation.ing resonance.



	STANCETTE	STANCE	STANDARD
Finishes	Silver	Anthracite Platinum	Black Silver
Measurements			
Height (excluding spikes): mm	572	572	582
Top Plate (W x D): mm	225 x 305	210 x 281	225 x 363
Materials			
Columns, Top and Base Plate	High Carbon Steel	High Carbon Steel	High Carbon Steel
Base Spikes	Hardened High Carbon Steel	Hardened High Carbon Steel	Hardened High Carbon Steel
Package Quantity	Pair	Pair	Pair
Optional For	m31i, m32i	m60, 790	m62, 792

TECHNOLOGY

TFCT (Transverse folded cabinet technology)



For our loudspeakers we use two u-shaped sections bonded into each other to form a box, creating a structure that is much stronger and more rigid than alternative methods.

The U-coupled front and rear baffle greatly reduces cabinet vibration and hence colouration.

Keraform (Ceramic matrix cone)



'Keraform' ceramic matrix drivers are a Mission first. Unlike the so-called 'ceramic-hardening' applied to aluminium cones, 'Keraform' is a true ceramic material impregnated into a fibre matrix and then oven cured. Having a greater stiffness to mass ratio than any previous drive unit material, performance parameters for midrange performance, transient attack and detail resolution are exceptional, and set new standards in their class.

Paramid



Mission's 'Paramid' driver is formed using a sandwich structure. Aramid polymer fibres with incredible tensile strength are sandwiched between two stiffer pulp layers. This creates a cone which is very light and stiff, yet has superb internal damping. The internal damping drastically reduces cone-induced distortion by absorbing the transverse waves that travel through a cone following an impulse.

Viotex



Viotex is an extremely fine weave material which is both incredibly light and, when woven into a matrix and impregnated, is also very strong. Capable of moving at incredibly high speeds with minimal inertia, Viotex not only

improves the upper frequency response band limit and improves the detail resolution, it is incredibly natural and relaxed in performance.

Hemp fibre cone



For the flagship Pilastro project, Mission have developed a new generation of hemp driver. Hemp is a natural fibre with higher tensile strength than steel, yet superb internal damping characteristics. Completely linear and pistonic, even with fast transients, it is relaxed and natural in presentation.

By controlling cone resonances with a double roll-surround, each musical note starts and stops precisely with no overhang or blurring of the musical message - a natural material for a natural sound that brings an uncanny realism to vocals and instruments.

Symmetrical driver array



A symmetrical configuration of drivers is used to improve dispersion and to improve imaging. Placed equidistant above and below the high-frequency driver, mid-range and bass drivers create an even horizontal dispersion and a controlled dispersion on the vertical plane.

Having the treble unit centrally placed enhances the imaging by mimicking a point-source dispersion. Interference patterns when a stereo pair of speakers are used create an almost holographic sense of presence with the listener able to discern the exact location of instruments and voices within the sound stage.

Ring dome treble unit



Mission's exclusive 'ring dome' treble unit uses a woven textile material formed in a double ring arrangement. The combination of textile dome and multi-ring surround applies optimum stiffness to the maximum radiating area. The dome and ring have a double suspension with the voice-coil attached at the junction between them.

The voice-coil sees minimum mass, yet the radiating area is large for greater efficiency. The result is high sensitivity and a

wide bandwidth from 3kHz to 56kHz.

Equilibrium balanced bass drivers



Decoupling bass vibrations from a cabinet has for many years been a core objective of loudspeaker design. Such vibrations can cause driver intermodulation as well as cabinet resonance.

As part of the Pilastro project Mission has developed a new system where side mounted bass drivers are arranged directly opposite each other - each one connected to its counterpart using a force pipe. In this way, opposing vibrations generated by the drivers are self cancelling.

The result is that all the drive unit energy is concentrated on moving the cone. Transient attack is sensational and rhythmic timing is precise. Cabinet colouration and resonance are entirely eliminated leaving only the drivers as providers of acoustic output.

IDG (Inverted Driver Geometry)



Mission has pioneered the use of inverted driver geometry. By placing the treble unit below the bass or mid-range driver, the length of path is equalised so the waves coincide at the listener's head-height. This principle is known as 'time-alignment'.

Granitech cabinet construction



Formulated to provide the best combination of rigidity, damping and acoustic isolation, 'Granitech' is a stone-like material with a granulated structure that breaks up sound-wave energy and provides an ultra-quiet structure.

Audiophile grade crossover



Mission use advanced computer modelling to produce an optimum response and minimum phase shift through each crossover point. This is then refined through critical listening tests and panel evaluation to produce an ideal performance. Our audiophile crossovers include components to reduce the

effects of driver impedance peaks which would otherwise cause unwanted phase shifts through the crossover region. Crossover components are chosen for their specific audio qualities, mounted on custom designed PCBs for minimum interaction and mounted using soft resin to dampen any mechanical interference.

Side facing driver



On large floorstanding loudspeakers, it is often desirable to use a sideways facing driver. In small rooms, these should be positioned facing inwards to create a taut, controlled bass, free of room gain and boom. In larger rooms they can be switched to face outwards, improving presence and extending the lower frequency response.

Heatsink cooled treble unit



Maintaining a low temperature in a treble unit is essential for a consistent performance, especially at high volume levels. Heat is generated by current within the voice-coil and this needs to be controlled to avoid compression and even damage to the unit.

Mission's new heatsink coupled treble units conduct heat away from the treble unit very effectively, keeping control and maintaining a consistently high standard of dynamic performance.

Viscous laminated treble unit



The viscous laminated high frequency dome treble unit offers exceptionally smooth high-frequency performance with a superior off-axis response. The ferro-fluid cooled voice-coil design is optimised to provide minimal compression at high volume levels with an ultra-fast transient response.

Tri-wire terminals



Tri-wire terminals are used to allow the bass, mid-range and high frequency sections of a loudspeaker to be wired independently as with bi-wiring. It is also possible to join ei-

ther the bass and mid, or the mid and treble and bi-wire the speakers. (see bi-wiring)

Magnetically shielded



All our magnetically shielded loudspeakers are ideal for use in close proximity to all television sets or wherever magnetic interference is an issue.

Direct Coupled Crossover



The objective of any internal loudspeaker design is to transmit as much of the music as possible to the drivers with the fewest possible components in the way, degrading the signal. By mounting the crossover section directly to the rear loudspeaker terminals, the signal path is shortened and number of internal connections reduced.

D²IS (Damped driver isolation system)



The unique D²IS system is designed to reduce the effect of front baffle vibrations on the h.f. unit's output. A low profile neodymium magnet enables the treble unit housing to be fully contained within the front baffle, mounted in a resiliently damped, compliant cradle. This increases the internal volume available to the bass unit and, by effectively decoupling the treble and bass units, eliminates virtually all unwanted mechanical interaction between them. The improvement in clarity and definition, particularly through the vital crossover region is considerable.

Kapton voice-coil former



Kapton is a polyimide film with both excellent electrical insulation and thermal dissipation properties. Both qualities are essential for developing a loudspeaker that can play with minimal distortion at louder volume settings.

Gold-plated connections



Gold has both exceptional electrical conductivity and is also

relatively malleable. When used for electrical connections, it creates a larger contact area and a lower resistance – ideal for preserving the optimum signal quality.

Bi-wire terminals



Bi-wire terminals are used to allow the bass and high frequency sections of a loudspeaker to be wired independently. All bi-wireable loudspeakers are supplied with 'bridging' clips, so that a single wire can be used if desired.

Although the maximum benefit of bi-wiring is achieved through using two sets of amplifiers with different channels driving the bass and treble frequencies, there are still significant acoustic advantages to running two sets of cable (or a specialist bi-wire cable) from a single set of amplifier outputs. When bi-amping (using two stereo amplifiers) with bi-wire speakers, it is recommended for each amplifier to be driving a bass and treble unit of one speaker, rather than having one amplifier driving both treble units and the other both bass units.

High grade OFC (Oxygen free copper)



Copper is an excellent electrical conductor; however, oxygen impurities within the crystalline structure can adversely affect that conductivity. By refining the copper to a much higher grade of purity, electrical conductivity can be improved and hence signal quality.

Real wood veneer



Mission uses only real veneers cut from renewable sources. Other manufacturers often use reformed wood pulp mashed and dyed to create the impression of exotic woods, whereas all Mission veneered loudspeakers use book matched pairs (consecutive slices) mirrored in the left and right speakers for a perfect match) of the original, unprocessed wood.

Mission believes a quality loudspeaker should not only sound natural and realistic, but also look and feel like a craftsman-built piece of quality furniture.

Bi-pole dispersion



A 'bi-polar' dispersion is ideal for surround channels in a multi-channel system. With all drivers firing in-phase, they produce a 180 degree hemisphere of sound with none of the destructive interference obtained at low frequencies using 'di-pole' speakers.

Positioned either on a rear or side wall, with one set of drivers pointing towards the listener and the other toward the wall, 'bi-polar' loudspeakers produce a direct sensation of the surround effect, but also a superb sense of atmosphere and involvement.

Ferrofluid cooling



Treble voice-coils are fine wires and tend to get very hot when used for a long time, or at high volumes. This can cause distortion and compression if the excess heat cannot be removed. Ferrofluids are used in treble drive units to sink heat between the voice-coil and the magnet assembly. They also passively damp the movement of the cone. They reside in what would normally be the air gap around the voice-coil, held in place by the speaker's magnet.

Neodymium



Neodymium magnets (NdFeB) are one of a class known as 'rare earth' magnets. They are also sometimes known as 'super magnets' because of their unbelievable strength and small size.

They are ideally suited to audiophile loudspeaker applications because of their strength, low weight, small size and their thermal stability.

Die-cast Chassis



Die-cast chassis are a huge improvement over plastic or even pressed steel units. Because of the manufacturing technique used, they can have a more complex three dimensional shape hence are much stronger. Because of

their higher strength, they can be manufactured with an open frame design. This allows air moving backward from the cone to flow and be absorbed within the cabinet rather than being reflected back through the cone. There is an obvious improvement to mid-range clarity and timing.

DiaDrive bass driver



A natural mid-range quality is produced by a seam-free curvilinear cone formulated from a mixture of soft pulp and acrylic fibre specifically designed for midband clarity and lucidity. Backing this with a stiff, conical support with increased area of contact with the voice coil for outstanding transient impact.



MISSION



IAG
International Audio Group

www.mission.co.uk

IAG House, Sovereign Court, Ermine Business Park, Huntingdon, Cambridgeshire, PE29 6XU,
Tel 01480 447700 Fax 01480 431767