


# *The Tachinid Times*

ISSUE 22  
February 2009



Jim O'Hara, editor  
Invertebrate Biodiversity  
Agriculture & Agri-Food Canada  
C.E.F., Ottawa, Ontario, Canada, K1A 0C6  
Correspondence: james.ohara@agr.gc.ca or oharaje@hotmail.com

Last year's issue of **The Tachinid Times** was dedicated to Professor Chien-ming Chao of China, who passed away in March 2007. Sadly, the year 2008 was similarly marked by the passing of a famous tachinidologist, Dr. José Henrique Guimarães, formerly of the Museu de Zoologia da Universidade de São Paulo (MZSP), São Paulo, Brazil. Dr. Guimarães died on 14 October 2008, just days after his 71th birthday. He was a world authority on the Neotropical Tachinidae and also published on the Calliphoridae, Oestridae, Muscidae, and a few other families of Diptera. This issue of **The Tachinid Times** is respectfully dedicated to his memory. A brief biography of Dr. Guimarães was published by R. Toma and S.S. Nihei several years ago in their paper on the type material of Tachinidae in MZSP (2006, *Revista Brasileira de Entomologia* **50**: 240–256). Dr. Nelson Papavero, a colleague and personal friend of Dr. Guimarães, will publish a post-humous biography of Dr. Guimarães in an upcoming issue of *Revista Brasileira de Entomologia*.

**The Tachinid Times** is primarily an online newsletter but continues to be offered in hardcopy to provide a permanent record of all issues in a few libraries around the world, and to comply with the wishes of those persons who prefer to receive a print copy for their own files. Both versions are based on the same PDF original and have the same pagination and appearance. The online version of this issue is available as a PDF file (ca. 3 MB in size) on the North American Dipterists Society (NADS) website at: <http://www.nadsdiptera.org/Tach/TTimes/TThome.htm>.

If you wish to contribute to **The Tachinid Times** next year, then please send me your article, note or announcement before the end of January 2010. This newsletter accepts submissions on all aspects of tachinid biology and systematics, but please keep in mind that this is not a peer-reviewed journal and is mainly intended for shorter news

items that are of special interest to persons involved in tachinid research. Student submissions are particularly welcome, especially abstracts from theses and accounts of studies in progress or about to begin. I encourage authors to illustrate their articles with colour images, since these add to the visual appeal of the newsletter and are easily incorporated into the final PDF document. Please send images as separate files apart from the text.

## **A preliminary study of the diversity and temporal patterns of abundance of Tachinidae in Southwestern Ohio (by D.J. Inclan and J.O. Stireman III)**

Although tachinids are one of the most diverse families of Diptera (Irwin *et al.* 2003) and represent the largest group of non-hymenopteran parasitoids (Belshaw 1994), the ecology of most species in the family is poorly known. Most of the studies that have focused on tachinids are related to taxonomic descriptions. Currently, our knowledge is very limited in terms of the diversity and distribution of populations across time and space, especially in the Nearctic and Neotropical Regions (Stireman 2008). There have been a number of recent studies focused on diversity and temporal distributions of tachinids in the Palaearctic Region such as Ford and Shaw (1991, 2000), Avci and Kara (2002) and Richter (2005), but there are relatively few similar studies for specific areas of the Nearctic Region (though see O'Hara 1999, 2002; Tooker *et al.* 2006; Stireman 2008). The present study provides some initial data on the diversity and temporal distribution of Tachinidae in Southwestern Ohio, USA.

Tachinid specimens were collected in a single Malaise trap located in Greene County, Southwestern Ohio in the Huffman Metropark (39°48'27.91"N 84°05'35.58"W, ~250m in elevation). The trap was placed in a narrow grass and forb dominated field in a powerline right-of-way that is periodically mowed (ca. once every two to three

years) (Fig. 1). The plant community in the immediate vicinity of the trap was dominated primarily by Asteraceae (e.g., *Solidago*, *Symphotrichum*) and Poaceae (e.g., *Sorghastrum*). The narrow field was bordered by second growth deciduous forest consisting largely of maples (*Acer* spp.), ashes (*Fraxinus* spp.), hickory (*Carya*) and honeysuckle (*Lonicera*). The trap was set up perpendicular to the forest edge in the middle of the field on 25 June 2008 and it was periodically checked once or twice per week until 17 November 2008. Potassium cyanide was used as the killing agent in the dry head of the trap. All the material collected in the trap was taken to a laboratory at Wright State University, where specimens were sorted, pinned, and identified using Wood (1987) and comparison with specimens in the Wright State University insect collection.

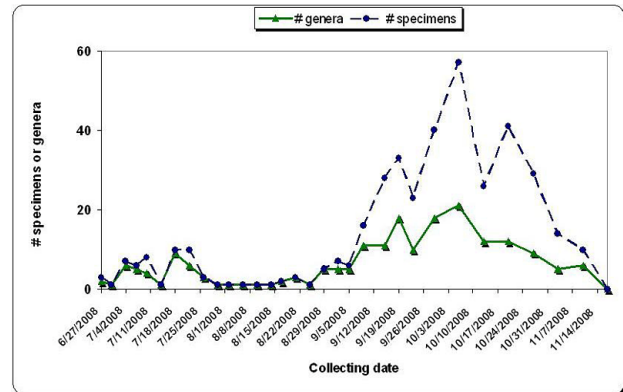


**Figure 1.** Aerial photograph of Huffman Metropark. The location of the Malaise trap is indicated by a red oval, inside the power line right of way (blue lines). Huffman Metropark, Greene County, Ohio, USA.

Over the summer and fall season of 2008, in 146 days of collecting material, 368 tachinid specimens were collected. A total of 54 genera were identified (~17% of all the genera described for the Nearctic Region (O’Hara 2008)). The subfamily Exoristinae comprised 54% of all the specimens collected, followed by Tachininae, Dexiinae, and Phasiinae with 22, 20, and 4% respectively. Likewise, only four tribes represented 68% of the total specimens collected (Blondeliini 29%, Campylochetai 14%, Leskiini 14%, and Eryciini 11%) (Table 1; Figs. 3–5). Identification of species is still in progress.

The distribution of tachinid abundance over the sampling period appears to be bimodal (Fig. 2). The early summer mode, however, is relatively small and most of the specimens were collected between late summer and fall (Fig. 2). An ongoing inventory of caterpillars in the same geographic area indicates that the temporal distribution of larval stages of Lepidoptera is also bimodal, with an early

spring peak (April – May) and late summer-early fall peak (mid August to September) (Stireman, unpub. data). The temporal distribution of tachinid abundance and diversity reported here appears to follow this pattern, although further sampling in the spring months is needed to evaluate this correlation.



**Figure 2.** Numbers of genera and individuals over the summer fall season of 2008, Huffman Metropark, Ohio, USA.

Twenty-four percent of the identified genera are represented by only a single specimen. This percentage is likely to increase if evaluated at the species level. This makes it difficult to accurately assess the seasonality of particular genera and species. However, some patterns are suggested by these data. First, genera that were found in multiple, disparate seasons are likely to complete several generations per year (e.g., *Aplomya*, *Thelaira*, *Campylocheta*, *Actia*, *Exorista*), or they consist of species that are active in different seasons (e.g., *Lespesia*, *Lixophaga*, *Myiopharus*, *Winthemia*). Conversely, those genera represented by appreciable numbers of individuals that were only captured in a single sampling period or across two neighboring sampling periods, are likely to be univoltine (e.g., *Genea* (Fig. 4), *Kirbya*, *Medina*). Of course, these patterns could also reflect changes in habitat use (e.g., attraction to floral resources), and must be interpreted with caution. Some specimens in the genera *Admontia*, *Blondelia*, *Campylocheta*, *Lixophaga*, *Medina*, and *Strongygaster* exhibited unexpected patterns in their temporal distribution, with relatively large numbers being collected late in the season when temperatures were falling below 0°C. It would seem that this late in the season, time for development and availability of hosts is likely to be limited.

In order to better understand these patterns of activity and their relationship to voltinism, seasonal fluctuations of available hosts, and temperature, a broader sampling period (summer, fall, and spring), and additional replicate traps will be needed. In addition, trapping in other nearby habitats (e.g., forest interior and canopy, see Cerretti *et al.*

2004; Stireman 2008), would provide valuable information on the habitat specificity of the tachinid community and the effect of habitat structure on their seasonal patterns of abundance and diversity.

**Acknowledgments**

We would like to thank the Five-Rivers Metroparks of Dayton for permission to sample Tachinidae at Huffman Metropark, J. Heath for assistance with the Malaise trap, and H. Devlin for reviewing this contribution.



**Figure 3.** A specimen of *Belvosia* (probably *B. unifasciata* (Rob.-Des.)) collected in the Malaise trap on September 15, 2008. This species was relatively common throughout the summer months. Huffman Metropark, Ohio, USA. (photo by D.J. Inclan)

**Table 1.** List of identified genera and their seasonality over summer and fall of 2008, Huffman Metropark, Ohio, USA.

Subfam/Tribe/Genus	Seasonality**
<b>EXORISTINAE</b>	
<b>BLONDELINI</b>	
<i>Admontia</i> (36)*	LS, F
<i>Blondelia</i> (5)	ES, LS
<i>Celatoria</i> (10)	ES, LS, F
<i>Chaetostigma</i> (2)	F
<i>Cryptomeigenia</i> (1)	LS
<i>Eucelatoria</i> (2)	MS, LS
<i>Lixophaga</i> (15)	ES, LS, F
<i>Medina</i> (14)	F
<i>Myiopharus</i> (12)	ES, LS, F
<i>Oxynops</i> (8)	LS, F
<b>ERYCIINI</b>	
<i>Aplomya</i> (16)	ES, LS, F
<i>Buquetia</i> (1)	ES
<i>Carcelia</i> (4)	MS, LS, F
<i>Drino</i> (1)	ES
<i>Lespesia</i> (8)	MS, LS, F
<i>Nilea</i> (4)	LS

<i>Prooppia</i> (1)	LS
<i>Siphosturmia</i> (6)	MS, LS, F
<b>EXORISTINI</b>	
<i>Chetogena</i> (1)	LS
<i>Exorista</i> (4)	ES, MS, F
<i>Tachinomyia</i> (3)	F
<b>GONIINI</b>	
<i>Belvosia</i> (13)	ES, MS, LS
<i>Leschenaultia</i> (2)	F
<i>Platymya</i> (3)	LS
<b>MASIPHYINI</b>	
<i>Masiphya</i> (4)	ES, MS
<b>WINTHEMIINI</b>	
<i>Hemisturmia</i> (1)	LS
<i>Winthemia</i> (21)	ES, LS, F
<b>DEXIINAE</b>	
<b>CAMPYLOCHETINI</b>	
<i>Campylocheta</i> (51)	ES, LS, F
<b>DEXIINI</b>	
<i>Zelia</i> (1)	LS
<b>THELAIRINI</b>	
<i>Spathidexia</i> (5)	MS, LS, F
<i>Thelaira</i> (4)	MS, LS, F
<b>VORIINI</b>	
<i>Eulasiona</i> (3)	LS, F
<i>Kirbya</i> (7)	ES
<b>PHASIINAE</b>	
<b>CATHAROSIINI</b>	
<i>Catharosia</i> (2)	F
<b>CYLINDROMYIINI</b>	
<i>Cylindromyia</i> (4)	MS, LS
<i>Gymnocyttia</i> (1)	ES
<b>PHASIINI</b>	
<i>Phasia</i> (2)	F
<b>TRICHOPODINI</b>	
<i>Xanthomelanodes</i> (6)	F
<b>TACHININAE</b>	
<b>ACEMYINI</b>	
<i>Ceracia</i> (10)	LS, F
<b>ERNESTIINI</b>	
<i>Gymnocheta</i> (1)	F
<i>Linnaemya</i> (2)	F
<b>EUTHELAIRINI</b>	
<i>Neomintho</i> (1)	MS
<b>LESKIINI</b>	
<i>Clausicella</i> (2)	F
<i>Genea</i> (46)	LS, F
<i>Ginglymia</i> (1)	F
<i>Leskia</i> (3)	LS, F
<b>MINTHOINI</b>	
<i>Paradidyma</i> (11)	MS, LS, F
<b>MYIOPHASIINI</b>	
<i>Cholomyia</i> (1)	F

<i>Gnadochaeta</i> (3)	ES, LS
<b>POLIDEINI</b>	
<i>Lypha</i> (1)	LS
<b>SIPHONINI</b>	
<i>Actia</i> (3)	ES, F
<b>STRONGYGASTRINI</b>	
<i>Strongygaster</i> (8)	LS, F
<b>TACHININI</b>	
<i>Archytas</i> (1)	LS
<i>Deopalpus</i> (1)	LS

\* Numbers between parentheses indicate the number of specimens collected for each genus.

\*\* Seasonality is indicated by ES, Early Summer (Jun/21-Jul/22); MS, Middle Summer (Jul/23-Aug/21); LS, Late Summer (Aug/22-Sep/21); and F, Fall (Sep/22-Nov/10).



**Figures 4–5. Figure 4.** A specimen of *Genea* collected in the Malaise trap on 6 October 2008. This was one of the most abundant tachinids collected in the late Summer and Fall. **Figure 5.** A specimen of *Ceracia dentata* (Coquillett) collected in the Malaise trap on 9 September 2008. This species appears to be abundant across North America except at high latitudes. Both specimens from Huffman Metropark, Ohio, USA. (Photos by D.J. Inclan.)

#### References

- Avci, M. and Kara, K. 2002. Tachinidae parasitoids of *Traumatocampa ispartaensis* from Turkey. *Phytoparasitica* **30**: 361–364.
- Belshaw, R. 1994. Life history characteristics of Tachinidae (Diptera) and their effect on polyphagy. Pp. 145–162. *In*: Hawkins, B. and Sheehan, W., eds., *Parasitoid community ecology*. Oxford University Press.
- Cerretti, P., Whitmore, D., Mason, F. and Vigna Taglianti, A. 2004. Survey on the spatio-temporal distribution of tachinid flies – using Malaise traps (Diptera, Tachinidae). Pp. 229–256. *In*: Cerretti, P., Hardersen, S., Mason, F., Nardi, G., Tisato, M. and Zapparoli, M., eds., *Invertebrati di una foresta della Pianura Padana, Bosco della Fontana. Secondo contributo. Conservazione Habitat Invertebrati*, 3. Cierre Grafica Editore, Verona. 303 pp.
- Ford, T.H. and Shaw, M.R. 1991. Host records of some West Palearctic Tachinidae (Diptera). *Entomologist's Record and*

- Journal of Variation* **103**: 23–38.
- Ford, T.H., Shaw M.R. and Robertson, D.M. 2000. Further host records of some West Palearctic Tachinidae (Diptera). *Entomologist's Record and Journal of Variation* **112**: 25–36.
- Irwin, M.E., Schlinger, E.I. and Thompson, F.C. 2003. Diptera, true flies. Pp. 692–702. *In*: Goodman, S.M. and Benstead, J.P., eds., *The Natural History of Madagascar*. University of Chicago Press, Chicago and London. 1728 pp.
- O'Hara, J.E. 1999. Tachinidae (Diptera) parasitoids of bertha armyworm (Lepidoptera: Noctuidae). *Canadian Entomologist* **131**: 11–28.
- O'Hara, J.E. 2002. Spring collecting in the Sonoran desert. *Tachinid Times* **15**: 3–4.
- O'Hara, J.E. 2008. World genera of the Tachinidae (Diptera) and their regional occurrence. Version 4.0. PDF document, 71 pp. Available from: [http://www.nadsdiptera.org/Tach/Genera/Gentach ver4.pdf](http://www.nadsdiptera.org/Tach/Genera/Gentach_ver4.pdf) (accessed 9 January 2009).
- Richter, V.A. 2005. New data on the biology and distribution of Palearctic tachinids (Diptera, Tachinidae). [In Russian.] *Entomologicheskoe Obozrenie* **84**: 911–915. [English translation in *Entomological Review* **85**: 1227–1230, 2005.]
- Stireman, J.O., III. 2008.  $\alpha$  and  $\beta$  diversity of a tachinid parasitoid community over space and time. *Annals of the Entomological Society of America* **101**: 362–370.
- Tooker, J.F., Hauser, M. and Hanks, L.M. 2006. Floral host plants of Syrphidae and Tachinidae (Diptera) of Central Illinois. *Annals of the Entomological Society of America* **99**: 96–112.
- Wood, D.M. 1987. Chapter 110. Tachinidae. Pp. 1193–1269. *In*: McAlpine, J.F., Peterson, B.V., Shewell, G.E., Teskey, H.J., Vockeroth, J.R. and Wood, D.M., eds., *Manual of Nearctic Diptera*. Vol. 2. Agriculture Canada Monograph **28**. iv + 675–1332 pp.

#### Notes on the Tachinidae of Kyrgyzstan (by T. Zeegers)

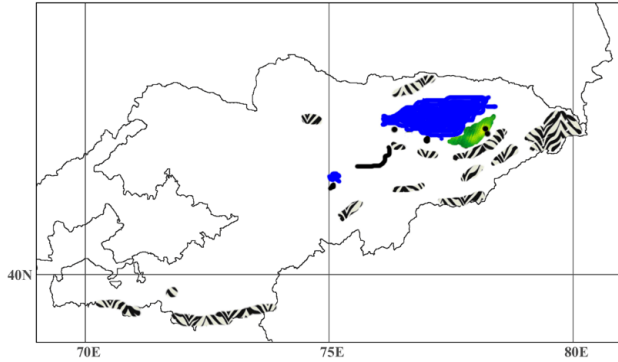
##### Introduction

In 2008, I had the opportunity to visit the central Asian state of Kyrgyzstan. My main interest for visiting Kyrgyzstan was the presence of coniferous forest in the east of the country. This forest can be seen as the southernmost extension of the Siberian taiga, which I had visited in 2006. I had some opportunity to collect flies, though restricted in intensity and only by traditional netting. Collecting took place between June 17th and July 10th, 2008.

##### Landscape

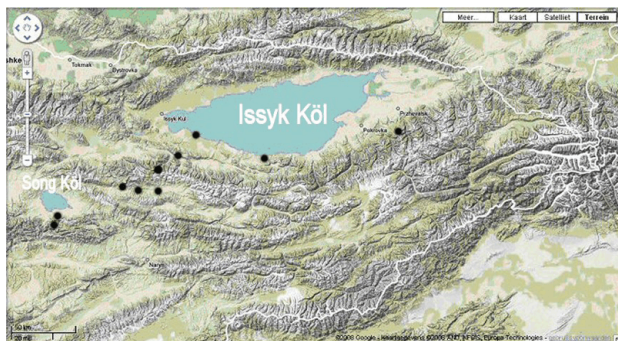
Kyrgyzstan is a former Soviet Republic located in Central Asia, neighbored by Kazakhstan in the north, Uzbekistan in the west, Tadzikistan in the south and China in the east. Though often referred to as one of the steppe

states, the country is very mountainous, with more than 90% of its area above 1500m. Two major mountain chains meet in the eastern part of the country, the Pamir running southeast to Pakistan and the Tien Shan running northeast to China. Both mountain ranges have the highest peaks above 7000m. Altitudes above 4000m are indicated in Fig. 1.



**Figure 1.** Map of Kyrgyzstan. Blue: great lakes. Black and white: high altitudes, above 4000m. Green: forested area (taiga). Black dots: visited locations. Black drawn line: itinerary by foot.


Some parts of eastern Kyrgyzstan are forested. The forested area (Figs. 1, 3) is limited to the northern slopes of the central Tien Shan. The high altitude and relatively dry climate makes it difficult for forest to occur. Most of the country is treeless, varying from semi-desert in the driest parts (Fig. 4) to tundra high up in the mountains (above 3000m) (Fig. 5). The locations visited are depicted in Figs. 1–2. Figure 2 gives a close-up of eastern Kyrgyzstan, showing the general west-east orientation of the mountain ranges.



**Figure 2.** Close-up of eastern Kyrgyzstan (GoogleEarth) with indication of lakes, rivers and mountains. Black spots: collecting localities.

The area is dominated by two large lakes, Issyk K l at an altitude of 1600m and Song K l at 3100m. The taiga region, semi-desert (at Issyk K l) and tundra (Song K l) (Fig. 6) were visited. The highest altitude reached was

3800m. In between there are alpine meadows, most of them over-grazed by cattle. Meadows with many flowers are restricted to high altitudes (above 3000m, often even above 3400m) and marshy places.



**Figure 3.** Coniferous forest in the mountains at Jeti Oguz, just west of Karakol (previously Przhevalsk), 3200m.



**Figure 4.** Semi-desert at the south bank of Issyk K l (Karaa-Tala, east of Balykchy), 1600m.

## Results

Table 1 gives an overview of the Tachinidae recorded. As can be seen, the tachinid fauna of the taiga area is completely different from that of the treeless areas.

**Table 1.** Records of Tachinidae in Kyrgyzstan by the author in 2008, with indication of general distribution (x = present).

Species	Forest	Steppe/ tundra	Known distribution (Herting, 1984)
<i>Admontia nr. cepelaki</i> (Mesnil, 1961)	X		
<i>Cnephaotachina spectanda</i> (Villeneuve, 1930)	X		SE Kazakhstan, S Siberia, N China, Mongolia, Primorye
<i>Cylindromyia intermedia</i> (Meigen, 1824)		X	Europe, Transcaucasia, Uzbekistan, Tadjikistan, S Siberia, Mongolia, Primorye
<i>Dinera grisescens</i> (Fallén, 1817)		X	Europe, Transcaucasia, Central Asia, S Siberia, Mongolia, N China
<i>Dinera xuei</i> Zhang & Shima, 2006		X	China
<i>Erycia furibunda</i> (Zetterstedt, 1844)		X	Europe, Transcaucasia, S Siberia, Mongolia
<i>Estheria nr. pallidicornis</i> (Loew, 1873)		X	
<i>Estheria petiolata</i> (Bonsdorff, 1866)	X		Europe, Transcaucasia, Central Asia
<i>Eurithia vivida</i> (Zetterstedt, 1838)		X	Europe, Transcaucasia, Tadjikistan, S Siberia, Mongolia
<i>Macquartia tessellum</i> (Meigen, 1824)		X	Europe, Transcaucasia, Tadjikistan; Nepal (pers. obs.)
<i>Meigenia dorsalis</i> (Meigen, 1824)	X		Europe, Transcaucasia, S Siberia
<i>Nowickia atripalpis</i> (Robineau-Desvoidy, 1863)		X	Europe, Caucasus, Ural, South Siberia, Pamir, Mongolia, Szechuan, Primorye
<i>Nowickia strobili</i> (Rondani, 1865)		X	Alps, Ural, Uzbekistan, S Siberia, Mongolia
<i>Peleteria prompta</i> (Meigen, 1824)		X	Alps
<i>Phasia pusilla</i> Meigen, 1824		X	Europe, Transcaucasia, Kazakhstan, S Siberia, Mongolia, Primorye, Japan
<i>Tachina albidopilosa</i> (Porschinsky, 1882)		X	Turkmenistan, Uzbekistan, S Kazakhstan, N China, Mongolia
<i>Thelaira haematodes</i> (Meigen, 1824)		X	Europe, S Siberia, Mongolia
<i>Winthemia quadripustula</i> (Fabricius, 1794)	X		Europe, Transcaucasia, Central Asia, S Siberia, Mongolia
<i>Zeuxia ??montivaga</i> Kolomiets, 1971		X	<i>Z. montivaga</i> is only known from Kyrgyzstan



**Figure 5.** Alpine region near pass at 3500m.



**Figure 6.** Tundra at the south bank of Song Köl, 3150m.

### Notes on species

*Admontia* sp. (Fig. 7)

This species has been recorded as *cepelaki* (Mesnil, 1961). I am, however, not completely confident that this species is conspecific with its European counterpart.

*Dinera griseescens*

The colouration of the legs is more variable than indicated in the literature (Zhang & Shima, 2006).

*Dinera xuei*

Only recently described from China (Zhang & Shima, 2006).

*Estheria* nr. *pallidicornis*

The specimen differs from my material from the Altaj, south Siberia.

*Eurithia vivida*

Very common in the higher taiga-zone in the Altaj (pers. obs., 2006).

*Macquartia tessellum*

Has been recorded from India by Crosskey (1976) and by myself from Nepal.

*Peleteria prompta*

Apparently first recorded for Asia (Zimin, 1961), hilltopping.

*Thelaira haematodes*

Caught hilltopping. This behaviour is also known from Europe (pers. obs., Spanish Pyrenees). The specimens do not belong to *Th. medvedevi* Richter, 2004.



**Figure 7.** Male of *Admontia* sp. on a yurt.

### Acknowledgments

I thank Hiroshi Shima (Fukuoka) and Vera Richter (St. Petersburg) for helping me find the relevant literature on *Dinera* and *Thelaira*, respectively.

### References

- Crosskey, R.W. 1976. A taxonomic conspectus of the Tachinidae (Diptera) of the Oriental Region. Bulletin of the British Museum (Natural History). Entomology Supplement **26**. 357 pp.
- Herting, B. 1984. Catalogue of Palearctic Tachinidae (Diptera). Stuttgarter Beiträge zur Naturkunde. Serie A (Biologie) **369**: 1–228.
- Richter, V.A. 2004. A new species of the tachinid genus *Thelaira* Rob.-Desv. (Diptera, Tachinidae) from Tajikistan. [In Russian.] Entomologicheskoe Obozrenie **83**: 905–908. [English translation in Entomological Review **84**: 946–948, 2004.]
- Zimin, L.S. 1961. A review of the Palaearctic genera and species of the subtribe Peletieriina (Diptera, Larvaevoridae). [In Russian.] Trudy Vsesoyuznogo Entomologicheskogo Obshchestva [Horae Societatis Entomologicae Unionis Sovieticae] **48**: 230–334.
- Zhang, C.-t. and Shima, H. 2006. A systematic study of the genus *Dinera* Robineau-Desvoidy from the Palaearctic and Oriental Regions (Diptera: Tachinidae). Zootaxa **1243**: 1–60.

### ***Tlephusa cincinna* (Diptera: Tachinidae), a parasitoid of fritillaries (Lepidoptera: Nymphalidae, Argynnini) (by J. Pohjoismäki and C. Bergström)**

*Tlephusa cincinna* (Rondani) is a fairly common tachinid fly in the Nordic countries, inhabiting warm forest margins, clear-cuts and mires. Despite its abundance, there have been only a few host records and at least the old records from *Sphinx pinastri* (Lepidoptera: Sphingidae) and *Melanchra persicariae* (Lepidoptera: Noctuidae) are erroneous (Herting 1960, Belshaw 1993, Tschorsnig and Herting 1994). The only published record that is considered reliable (Ford *et al.* 2000) is based on one male reared from the pupa of a fritillary, *Argynnis aglaja* (Lepidoptera: Nymphalidae) from Lapinjärvi, Finland (A. Komonen and J. Paukkunen leg, H.-P. Tschorsnig det.), June 1996. As further support for this finding, we have recently identified two more *T. cincinna* specimens reared from fritillary pupae: one old record that originates from Norway and the 19th Century is available in the Naturhistoriska Riksmuseet, Stockholm [NHRS] (C. Bergström det.). This specimen is mounted on an old pin together with its puparium. It bears two labels, the first

reading Nv.m. (meaning *Norvegica meridionalis* = southern Norway) and the second handwritten label reading in Swedish “kläckt ur en puppa af *Arg. pales* (= emerged from a pupa of *Arg. pales*” (= *Boloria napaea*)). The other record is from Riihimäki, Finland, June 1979, from the pupa of *Boloria euphrosyne* (M. Raekunnas leg, J. Pohjoismäki det.).

Judged from the flight time, in the Nordic countries from mid June to late August and host biology, it is likely that *T. cincinna* parasitizes young larvae in the late summer. The parasitized host larva overwinters and is ready to pupate in spring or early summer. The tachinid larva then finishes its development, finally killing the host and the full-grown larva exits the host pupa to pupate. A plausible conclusion is that *T. cincinna* is a specialized parasitoid of fritillary larvae. However, further studies on the host-species preference and biology is needed but could prove to be interesting.

#### References

- Belshaw, R. 1993. Tachinid flies. Diptera: Tachinidae. Handbooks for the Identification of British Insects 10, Part 4a(i). Royal Entomological Society, London. 169 pp.
- Ford, T.H., Shaw, M.R. and Robertson, D.M. 2000. Further host records of some West Palaearctic Tachinidae (Diptera). *Entomologist's Record and Journal of Variation* **112**: 25–36.
- Herting, B. 1960. Biologie der westpaläarktischen Raupenfliegen (Dipt., Tachinidae). Monographien zur angewandten Entomologie **16**. 188 pp.
- Tschorsnig, H.-P. and Herting, B. 1994. Die Raupenfliegen (Diptera: Tachinidae) Mitteleuropas: Bestimmungstabellen und Angaben zur Verbreitung und Ökologie der einzelnen Arten. *Stuttgarter Beiträge zur Naturkunde. Serie A (Biologie)* **506**: 1–170.

#### **New host records for *Nemorilla maculosa* (Diptera: Tachinidae) from Finland (J. Pohjoismäki and C. Bergström)**

*Nemorilla maculosa* (Meigen) is a rather rare tachinid in Northern Europe and previously considered to be mostly associated with microlepidopteran hosts (Tschorsnig and Herting 1994). In May 2008, J. Pohjoismäki managed to rear six males and six females of *N. maculosa* from the pupae of *Gynaephora selenitica* (Lepidoptera: Lymantriidae), which is a previously unpublished host species. However, in the collection of Helsinki Zoological Museum (MZH) there are several specimens of *N. maculosa* reared from this host species (C. Bergström det.) (Table 1).

The *G. selenitica* larvae were collected on 26th of

April from V (=Varsinais-Suomi): Lieto, Nautelanrahka (60°30'15"N 22°27'30"E) by Mr. Manu Soininmäki. The habitat is a typical Southern-Finnish mire with an open center with *Sphagnum* mosses and low, peatland-specific plants, bordered by low pine trees and *Vaccinium uliginosum*, *Betula nana*, *Ledum palustre* and *Calluna vulgaris* shrubs.

The seemingly normal, full grown host larvae were found hiding under the leaves of *Rubus chamaemorus*. The parasitized host larvae managed to spin a cocoon and to pupate apparently normally before the tachinid larvae emerged. One host could harbor one to four parasitoid larvae and the overall parasitism rate was approximately 60%. *Nemorilla maculosa* was also the only encountered parasitoid. This observation together with the historical findings (Table 1), indicate that *N. maculosa* is an important parasitoid of *G. selenitica*, at least regionally. Some *Phragmatobia fuliginosa* (Lepidoptera: Arctiidae) larvae that were collected from the same location on the same day, produced only the common and expected tachinid *Hubneria affinis* (Fallén). Both moth species have hairy larvae which live on low growing plants and overwinter as larvae and pupate the following spring.

It is, based on the host records and flight-time observations, in the Nordic countries the end of May to early September, tempting to suggest that *N. maculosa* has two generations with different host preferences. The spring generation might prefer smaller, often microlepidopteran hosts and the autumn generation larger hosts that provide a more favorable overwintering environment. Similar host preference differences between generations are known among other tachinids, such as *Actia resinellae* (Schrank) (Andersen 1996). *Gynaephora selenitica* seems to be the preferred host for the assumed polyphagous parasitoid, although other apparently possible hosts are available in the same habitat. This raises further interesting questions about the key factors affecting host selection in Tachinidae.

#### References

- Andersen, S. 1996. The Siphonini (Diptera: Tachinidae) of Europe. *Fauna Entomologica Scandinavica* **33**: 1–146.
- Tschorsnig, H.-P. and Herting, B. 1994. Die Raupenfliegen (Diptera: Tachinidae) Mitteleuropas: Bestimmungstabellen und Angaben zur Verbreitung und Ökologie der einzelnen Arten. *Stuttgarter Beiträge zur Naturkunde. Serie A (Biologie)* **506**: 1–170.



**Table 1.** Host records for *Nemorilla maculosa* in the HZM collection.

Host	exx	Province	Location	Date	Collector
<i>Anarta myrtilli</i> (Lep: Noctuidae)	1	Uusimaa	Tvärminne	1923	Kanerva
<i>Exapate congelatella</i> (Lep: Tortricidae)	1	Uusimaa	Tvärminne	VII-1926	Nordman
<i>Eupithecia nanata</i> (Lep: Geometridae)	1	Uusimaa	Tvärminne	VII-1933	Nordman
<i>Gynaeophora selenitica</i> (Lep: Lymantriidae)	1	Varsinais-Suomi	Vihti	4-II-1939	O. Peltonen
<i>Gynaeophora selenitica</i> (Lep: Lymantriidae)	1	Varsinais-Suomi	Vihti	14-II-1939	O. Peltonen
<i>Gynaeophora selenitica</i> (Lep: Lymantriidae)	4	Varsinais-Suomi	Vihti	21-II-1939	O. Peltonen
<i>Gynaeophora selenitica</i> (Lep: Lymantriidae)	1	Varsinais-Suomi	Vihti	22-II-1939	O. Peltonen
<i>Gynaeophora selenitica</i> (Lep: Lymantriidae)	1	Varsinais-Suomi	Vihti	27-II-1939	O. Peltonen
<i>Gynaeophora selenitica</i> (Lep: Lymantriidae)	1	Varsinais-Suomi	Vihti	28-II-1939	O. Peltonen
<i>Gynaeophora selenitica</i> (Lep: Lymantriidae)	2	Varsinais-Suomi	Vihti	1-III-1939	O. Peltonen
<i>Acrobasis consociella</i> (Lep: Pyralidae)	3	Ahvenanmaa	Föglö	20-VII-1939	Nordman
<i>Depressaria heraclei</i> (Lep: Oecophoridae)	1	Uusimaa	Helsinki	22-VIII-1941	J. Grönvall
<i>Lacanobia oleracea</i> (Lep: Noctuidae)	1	Uusimaa	Sipoo	22-IX-1947	Nordman
<i>Gynaeophora selenitica</i> (Lep: Lymantriidae)	1	Etelä-Häme	Forssa	1945/46	Hellman
<i>Athetis lepigone</i> (Lep: Noctuidae)	1	Uusimaa	Tvärminne	?	Kanerva
<i>Scythris noricella</i> (Lep: Scythridae)	2	Uusimaa	Tvärminne	?	Nordman

**Updated checklist of the Tachinidae of Israel (by P. Cerretti and A. Freidberg)**

**Introduction**

During a recent visit to Tel Aviv (March 2007) by the senior author, we took the occasion to re-examine part of the vast tachinid collection held in the Zoological Collections of Tel Aviv University (TAU). From the point of view of faunistics, the material kept at TAU is outstanding. Indeed, the specimens, collected from throughout most of Israel, cover a continuous period of about 50 years. A large part of the material collected up to

the early 1980s was studied and published by the late Prof. J. Kugler (cf. Kugler 1961, 1963, 1966a, 1966b, 1968, 1971, 1972, 1974, 1977, 1978a, 1978b, 1980; Kugler & Nitzan 1977).

In the months following that visit we decided to contribute further to the considerable tachinid heritage of this collection and the excellent work of Prof. Kugler (part of which remains unpublished), by planning, over a period of three years (2009–2011), a volume for the series Fauna Palaestina. The first stage of the project has been to compile a preliminary checklist based on data in the literature and several new records. We consider *The*

*Tachinid Times* to be the appropriate venue in which to present this list, in order to make it immediately available to the scientific community, and in the hope that we will receive useful suggestions, and possibly also additional material, over the coming three years.

#### Methods

The list, unless otherwise indicated, was compiled essentially from the two important Palaearctic catalogues (Herting 1984; Herting & Dely-Draskovits 1993). Most of the species listed in the catalogues were confirmed by a study of the specimens held at TAU. This list, of 299 species, comprises 33 newly recorded species resulting from the study of over 2,000 specimens from the TAU miscellanea. Each new record is followed by the label data of the examined specimens. The systematic arrangement essentially follows that suggested by Herting (1984). All the specimens examined are preserved in TAU.

#### Abbreviations:

AF = Amnon Freidberg

B&B = Brauer and Bergenstamm

R-D = Robineau-Desvoidy

TAU = Museum of Zoology, Tel Aviv University, Tel Aviv, Israel

#### DEXIINAE

##### DEXIINI

*Billaea* R-D, 1830

*adelpha* (Loew, 1873)

*biserialis* (Portschinsky, 1881)

*intermedia* (Portschinsky, 1881)

*maritima* (Schiner, 1862)

*pectinata* (Meigen, 1826)

*Estheria* R-D, 1830

*nigripes* (Villeneuve, 1920)

*Trixiceps* Villeneuve, 1936

*russea* Mesnil, 1980

*Zeuxia* Meigen, 1826

*aberrans* (Loew, 1847)

*cinerea* Meigen, 1826

*subapennina* (Rondani, 1862)

*tricolor* (Portschinsky, 1881) (Bystrowski & Zeegers 2008)

##### DUFOURIINI

*Dufouria* R-D, 1830

*chalybeata* (Meigen, 1824)

*nigrita* (Fallén, 1810)

*Microsoma* Macquart, 1855

*exiguum* (Meigen, 1824)

*Pandelleia* Villeneuve, 1907

*albipennis* Villeneuve, 1934

*sexpunctata* (Pandellé, 1896). **New record.** 1♀, Haifa, 2.IV.1977, AF leg.

*Rondania* R-D, 1850

*dispar* (Dufour, 1851)

##### VORIINI

*Athrycia* R-D, 1830

The genus is being revised by Bergström & Cerretti (in prep.)

#### Undescribed species

*Campylocheta* Rondani, 1859

*inepta* (Meigen, 1824). **New record.** 1♂, Nahal Oren, #4, 30.V.1998, AF leg.

*Cyrtophleba* Rondani, 1856

*ruricola* (Meigen, 1824)

*Egeddia* Kugler, 1977

*multisetosa* Kugler, 1977

*Eriothrix* Meigen, 1803

*apennina* (Rondani, 1862)

*argyrea* (Meigen, 1824). **New record.** 1♀, Mt. Hermon, 2000 m, 6.VII.1987, I. Nussbaum leg.; 1♀, Mt. Dov, 8.VII.1987, I. Nussbaum leg.

*rufomaculata* (DeGeer, 1776)

*Hyleorus* Aldrich, 1926

*nudinerva* (Villeneuve, 1920)

*Hypovoria* Villeneuve, 1912

*hilaris* (Villeneuve 1913)

*pilibasis* (Villeneuve, 1922)

*Periscepsia* Gistel, 1848 subg. *Periscepsia*

*carbonaria* (Panzer, 1798)

*handlirschi* (B&B, 1891)

*Periscepsia* subg. *Ramonda* R-D, 1863

*cleui* Herting, 1980. **New record.** 1♂, Lifta, 2.V.1982, I Nussbaum.

*plorans* (Rondani, 1861)

*prunicia* (Herting, 1969)

*Plagiomima* B&B, 1891

*sinaica* (Villeneuve in Hermann & Villeneuve, 1909)

*Uclesia* Girschner, 1901

*brevinervis* Mesnil, 1974

*melancholica* (Mesnil, 1953)

*nigrescens* (Mesnil, 1953)

*simyrae* Herting, 1966

*Stomina* R-D, 1830

*angustifrons* Kugler, 1968

*caliendrata* (Rondani, 1862)

*iners* (Meigen, 1838)

*kugleri* Mesnil, 1975

*tachinoides* (Fallén, 1817)

*Voria* R-D, 1830

*ruralis* (Fallén, 1810)

*Wagneria* R-D, 1830

*albifrons* Kugler, 1977

*cunctans* (Meigen, 1824)

*dilatata* Kugler, 1977

*theodori* Mesnil, 1974

#### EXORISTINAE

##### ACEMYINI

*Acemya* R-D, 1830

*fishelsoni* Kugler, 1968

*Ceracia* Rondani, 1865

*mucronifera* Rondani, 1865

*Metacemya* Herting, 1969

*aartseni* Zeegers, 2007 (Bystrowski & Zeegers 2008)  
*calloti* (Séguy, 1936)

**BLONDELIINI**

*Bampura* Tschorsnig, 1983  
*angustigena* Tschorsnig, 1983. **New record.** 1♀, Zomet Zohar, 4.IV.1998, AF leg.  
*Belida* R-D, 1863  
*angelicae* (Meigen, 1824)  
*Compsilura* Bouché, 1834  
*concinata* (Meigen, 1824)  
*Erynniopsis* Townsend, 1926  
*antennata* (Rondani, 1861)  
*Gastrolepta* Rondani, 1862  
*anthracina* (Meigen, 1826). **New record.** 2♂♂, Majdal Shams, 12.V.1998, AF leg.  
*Istocheta* Rondani, 1859  
*cinerea* (Macquart, 1850)  
*Ligeria* R-D, 1863  
*angusticornis* (Loew, 1847)  
*Lomachantha* Rondani, 1859  
*rufitarsis* Villeneuve, 1912  
*Meigenia* R-D, 1830  
*dorsalis* (Meigen, 1824). **New record.** 3♂♂, Golan, Ani'am, 18.V.1983, F. Kaplan leg.; 5♂♂, Qasabiya, 30.XII.1983, 22.I.1984, 17.II.1984, I. Nussbaum leg.; 1♂, Judean Desert, W[adi] Qilt 1 Km E Qilt, 16.I.1984, D.G. Furth leg.; 1♂, Qazrin, 21.V.2002, L. Friedman leg.  
*incana* (Fallén, 1810). **New record.** 1♀, Rosh Zuqim, 23.XII.2002, AF leg.; 1♀, Zefat, 10.VI.1982, AF leg.  
*mutabilis* (Fallén, 1810)  
*simplex* Tschorsnig & Herting, 1998. **New record.** 1♂, Azor, 5.V.1992. 1♂, Devira, 14.IV.2003, AF leg.  
*Picconia* R-D, 1863  
*incurva* (Zetterstedt, 1844)  
*Rioteria* Herting, 1973  
*submacula* Herting, 1973  
*Steleoneura* Stein, 1924  
*czernyi* Stein, 1924  
*Zaira* R-D, 1830  
*cinerea* (Fallén, 1810)

**ERYCIINI**

*Alsomyia* B&B, 1891  
*capillata* (Rondani, 1859)  
sp. nr. *olfaciens* Pandellé, 1896  
*Amelibaea* Mesnil, 1955  
*?signifera* (Villeneuve, 1929). Material examined: 1♂, Ein-Zivan, 15.IV.1982, I. Nussbaum leg.; 3♂♂, 2♀♀, Golan, 5 Km S Quneitra, 15.IV.1982, F. Kaplan leg.; 1♀, Tel Aviv, dunes, 9.III.2002, AF leg.  
Remarks. The identity of this species is not clear since the male holotype is apparently lost. All the specimens examined correspond well to the original description (Villeneuve 1929) and are surely congeneric with *A. tultschensis* (B&B) by having the compound eye covered with long ommatrichia, postpronotum with only 3 setae arranged in a triangle and very similar shape of male

terminalia. *Amelibaea "signifera"* differs from *A. tultschensis* as follow: i) having occiput without black setulae behind postocular row, and ii) scutum with 4 postsutural dorsocentral setae. *Amelibaea tultschensis* has black setulae behind the postocular row, and the scutum with 3 postsutural dorsocentral setae.

*tultschensis* (B&B, 1891)  
*Amphicestonia* Villeneuve, 1939  
*dispar* Villeneuve, 1939  
*Aplomya* R-D, 1830  
*confinis* (Fallén, 1820)  
*metallica* (Wiedemann, 1824)  
*Buquetia* R-D, 1847  
*musca* R-D, 1847  
*Cadurciella* Villeneuve, 1927  
*rufipalpis* Villeneuve, 1927  
*Carcelia* R-D, 1830 subg. *Carcelia*  
*lucorum* (Meigen, 1824)  
*rasa* (Macquart, 1849)  
*Carcelia* subg. *Carcelita* Mesnil, 1976  
Remarks: new record of the subgenus for the Palaearctic Region.

**Undescribed species**

*Carcelia* subg. *Euryclea* R-D, 1863  
*falenaria* (Rondani, 1859)  
*Cestonia* Rondani, 1861  
*canariensis* Villeneuve, 1936  
*cineraria* Rondani, 1861  
*grisella* Mesnil, 1963 (Bystrowski & Zeegers 2008)  
*Cestonionerva* Villeneuve, 1929  
*petiolata* (Villeneuve, 1910)  
*punctata* Kugler, 1980  
*Cestonioptera* Villeneuve, 1939  
*mesnili* Villeneuve, 1939 (Bystrowski & Zeegers 2008)  
*Chetina* Rondani, 1856  
*longicauda* Kugler, 1974  
*setigena* (Rondani, 1861)  
*Drino* R-D, 1863  
*atropivora* (R-D, 1830)  
*imberbis* (Wiedemann, 1830)  
Remarks: citations of *D. imberbis* for Israel, as well as for Egypt, probably refer to *D. zonata* (cf. Crosskey 1967, as *Palexorista*).  
*zonata* (Curran, 1927). **New record.** 1♂, Nahal Qetura, 2.V.1986, F. Kaplan leg.; 2♂♂, Nahal Zenifim, 3.V.1986, F. Kaplan leg.  
Doubtful species: *monosetosa* Kugler, 1963. *Nomen nudum.*  
*Erycesta* Herting, 1967  
*caudigera* (Rondani, 1861)  
*Erycia* R-D, 1830  
*fasciata* Villeneuve, 1924  
Doubtful species: *hierosolymitana* Kugler, 1963. *Nomen nudum.*  
*Gymnophryxe* Villeneuve, 1922  
*nudigena* (Villeneuve, 1922)  
*theodori* (Kugler, 1968)

*Lydella* R-D, 1830  
*grisescens* R-D, 1830  
*Phryxe* R-D, 1830  
*prima* (B&B, 1889)  
*vulgaris* (Fallén, 1810)  
*Pseudoperichaeta* B&B, 1889  
*palesioidea* R-D, 1830  
*Ptesiomyia* B&B, 1893  
*longicornis* Kugler, 1980  
*Sturmiopsis* Townsend, 1916  
*emdeni* Mesnil, 1952  
*Thelyconychia* B&B, 1889  
*solivaga* (Rondani, 1861)  
*Wardarina* Mesnil, 1953  
*melancholica* Mesnil, 1956

#### ETHILLINI

*Amnonia* Kugler, 1971  
*carmelitana* Kugler, 1971  
*Atylomyia* Brauer, 1898  
*albifrons* Villeneuve, 1911  
*loewii* Brauer, 1898  
*Ethilla* R-D, 1863  
*aemula* (Meigen, 1824)  
*Paratryphera* B&B, 1891  
*barbatula* (Rondani, 1859)  
*mesnili* Herting, 1977

#### EXORISTINI

*Alloprosopaea* Villeneuve, 1923  
*efflatouni* Villeneuve, 1923  
*Bessa* R-D, 1863  
*selecta* (Meigen, 1824). **New record.** 1 ♀, Zikhorn Ya'aqov, 1.IV.1998. AF leg.  
*Chetogena* Rondani, 1856  
*acuminata* Rondani, 1859  
*aegyptiaca* (Villeneuve, 1923)  
*cercosa* Kugler, 1980  
*nigrofasciata* (Strobl, 1902) [= *repanda* (Mesnil, 1939)]  
*obliquata* (Fallén, 1810)  
*siciliensis* (Villeneuve, 1924)  
*Crassicornia* Kugler, 1980  
*pilosa* (Kugler, 1980)  
*Exorista* Meigen, 1803 subg. *Exorista*  
*larvarum* (Linnaeus, 1758)  
*segregata* (Rondani, 1859)  
*Exorista* subg. *Adenia* R-D, 1863  
*cuneata* Herting, 1971. **New record.** 2 ♂♂, N[ahā]. Tut, 18.V.1982, I. Nussbaum leg.  
*lactepennis* Mesnil, 1970  
*mimula* (Meigen, 1824)  
*rustica* (Fallén, 1810)  
*Exorista* subg. *Podotachina* B&B, 1891  
*longicercus* Kugler, 1980  
*sorbillans* (Wiedemann, 1830)  
*tesselans* Mesnil, 1939  
*Exorista* subg. *Ptilotachina* B&B, 1891  
*deligata* Pandellé, 1896

*ebneri* Villeneuve, 1922  
*kugleri* Mesnil, 1960  
*xanthaspis* (Wiedemann, 1830)  
*Phorocera* R-D, 1830  
*grandis* (Rondani, 1859)  
 Doubtful species: *carmelitana* Kugler, 1963. *Nomen nudum.*

#### GONINI

*Baumhaueria* Meigen, 1838  
*goniaeformis* (Meigen, 1824)  
*Blepharipa* Rondani, 1856  
*pratensis* (Meigen, 1824)  
*Brachychaeta* Rondani, 1861  
*petiolata* Mesnil, 1953  
*Ceratochaetops* Mesnil, 1954  
*triseta* (Villeneuve, 1922)  
 Doubtful species: *emdeni* (Kugler, 1963) *Nomen nudum.*  
*Clemelis* R-D, 1863  
*gymnops* Herting, 1975  
*massilia* Herting, 1977. **New record.** 1 ♂, 'Arad, 1.V.1997, AF leg.; 1 ♂, Har Horesha, 900-1000 m, 18.IV.1998, AF leg.  
*pullata* (Meigen, 1824)  
*Crapivnicia* Richter, 1995  
 Remarks: the genus was recently moved from Eryciini to Goniini by Richter (2007).  
*blaptis* (Kugler, 1971)  
*Datvia* Richter, 1972  
*deserticola* Richter, 1972. **New record.** 2 ♂♂, Jericho, 7.IV.1970, 29.IV.1971, J. Kugler leg.; 1 ♂, 'Arad, 6.V.1971, J. Kugler leg.; 1 ♂, Lower Wadi Faria, 28.IV.1976, M. Kaplan leg.  
*Dolichocolon* B&B, 1889  
*paradoxum* B&B, 1889  
*Elodia* R-D, 1863  
*ambulatoria* (Meigen, 1824)  
*atricans* (Herting, 1975)  
*Eumeella* Mesnil, 1939  
*perdives* (Villeneuve, 1926)  
*Gaedia* Meigen, 1838  
 Unidentified sp.  
*Gonia* Meigen, 1803  
*atrata* Bischof, 1906  
*bimaculata* Wiedemann, 1819  
*foersteri* Meigen, 1838  
*maculipennis* Egger, 1862  
*olgae* (Rohdendorf, 1927). **New record.** 1 ♀, Bor Mashash, 22.IV.1986, F. Kaplan leg.  
*ornata* Meigen, 1826  
*picea* (R-D, 1830)  
*umbripennis* Herting, 1958  
*Goniophthalmus* Villeneuve, 1910  
*halli* Mesnil, 1956  
*Mendelssohnia* Kugler, 1971  
*sinaica* Kugler, 1971. **New record.** 1 ♀, Nahal Raham, 300 m, 8.IV.1997, A Freidberg leg.; 1 ♂, Ramon-HaMeshar,

25.III.1993, AF leg.)  
*Ocytata* Gistel, 1848  
*pallipes* (Fallén, 1820)  
*Pales* R-D, 1830  
*abdita* Cerretti, 2005. **New record.** 1♂, Baniass, 13.VI.1982, AF leg.; 1♂, 1♀, Baniass, 12.IV.1983, AF leg.; 4♂♂, Carmel, 6.xi.1980 and 30.IX.1981, AF leg.; 1♂, 'En Zetim, 21.V.1997, AF leg.; 1♂, Montfort, 17.III.1983, AF leg.; 1♂, Nahal Oren, 26.IV.1999, AF leg.; 1♀, Park HaYarden, 20.VI.1982, AF leg.  
*latifrons* Kugler, 1980  
*pavida* (Meigen, 1824)  
*Palesisa* Villeneuve, 1929  
*aureola* Richter, 1974  
 Remarks: all the specimens in TAU were misidentified as *P. nudiculata* Villeneuve, 1929.  
 [*Palesisa nudiculata*: Kugler 1980: 49.]  
*maculosa* (Villeneuve, 1936) (probable junior synonym of *P. deserticola* (Rohdendorf, 1931)).  
*Parapexopsis* Mesnil, 1953  
*cephalotes* Mesnil, 1953  
*Platymya* R-D, 1830  
*antennata* (B&B, 1891)  
*fimbriata* (Meigen, 1824)  
*Prosopaea* Rondani, 1861  
*nigricans* (Egger, 1861)  
*Pseudogonia* B&B, 1889  
*rufifrons* (Wiedemann, 1830)  
*Ramonella* Kugler, 1980  
*mesnili* (Kugler, 1980)  
*Rhynchogonia* B&B, 1893  
*algerica* B&B, 1893  
*Schembria* Rondani, 1861  
*meridionalis* Rondani, 1861  
*Simoma* Aldrich, 1926  
*grahami* Aldrich, 1926  
*Spallanzania* R-D, 1830  
*hebes* (Fallén 1820) **New record.** 1♂, Bor Mashash, 21.VII.1986, AF leg.  
*rectistylum* (Macquart, 1847)  
*Sturmia* R-D, 1830  
*bella* (Meigen, 1824)

#### THRIXIONINI

*Thrixion* B&B, 1889  
*aberrans* (Schiner, 1862)

#### WINTHEMIINI

*Nemorilla* Rondani, 1856  
*maculosa* (Meigen, 1824)

#### PHASIINAE

##### CATHAROSIINI

*Catharosia* Rondani, 1868  
*albisquama* (Villeneuve, 1932)  
*claripennis* Kugler, 1977  
*flavicornis* (Zetterstedt, 1859)  
*pygmaea* (Fallén, 1815)

##### CYLINDROMYIINI

*Besseria* R-D, 1830  
*lateritia* (Meigen, 1824)  
*nuditibia* Kugler, 1977  
*zonaria* (Loew, 1847). **New record.** 1♂, Eshkolot, 29.V.2002, AF leg.  
*Cylindromyia* Meigen, 1803 subg. *Plesiocyptera* B&B, 1893  
*rubida* (Loew, 1854)  
*Cylindromyia* subg. *Cylindromyia* Meigen, 1803  
*brassicaria* (Fabricius, 1775)  
*montana* Kugler, 1974  
*pilipes* (Loew, 1844)  
*Cylindromyia* subg. *Calocyptera* Herting, 1983  
*intermedia* (Meigen, 1824)  
*Cylindromyia* subg. *Conopisoma* Speiser, 1910  
*rufipes* (Meigen, 1824). **New record.** 2♂♂, Nahal Hiyon Rt. 40 nr. Ne'ot Semader, 13.X.1997, AF leg.; 1♂, En Gev, 2.IV.1998, AF leg.  
*Cylindromyia* subg. *Dupuisia* Lehrer, 1973  
*crassa* (Loew, 1845)  
*Cylindromyia* subg. *Eucylindromyia* Herting, 1983  
*theodori* Kugler, 1974  
*Cylindromyia* subg. *Neocyptera* Townsend, 1916  
*auriceps* (Meigen, 1838)  
*hermonensis* Kugler, 1974  
*Cylindromyia* subg. *Ocypterula* Rondani, 1856  
*pusilla* (Meigen, 1824)  
*Phania* Meigen, 1824  
*albisquama* (Villeneuve, 1924)

##### LEUCOSTOMATINI

*Clairvillia* R-D, 1830  
*biguttata* (Meigen, 1824)  
*pninae* Kugler, 1971  
*Dionaea* R-D, 1830  
*aurifrons* (Meigen, 1824)  
*Dionomelia* Kugler, 1978  
*hennigi* Kugler, 1978  
*Eulabidogaster* Belanovsky, 1951  
*setifacies* (Rondani, 1861)  
*Labigastera* Macquart, 1834  
*nitidula* (Meigen, 1824)  
*Leucostoma* Meigen, 1803  
*abbreviatum* Herting, 1971  
*crassum* Kugler, 1966  
*edentatum* Kugler, 1978  
*engeddense* Kugler, 1966  
*obsidianum* (Wiedemann, 1830)  
*Oblitoneura* Mesnil, 1975  
*agromyzina* Mesnil, 1975  
*Weberia* R-D, 1830  
*digamma* (Meigen, 1824)

##### PHASIINI

*Clytiomya* Rondani, 1861  
*dupuisi* Kugler, 1971  
*mesnili* Kugler, 1968  
*sola* (Rondani, 1861)

*Ectophasia* Townsend, 1912  
*crassipennis* (Fabricius, 1794)  
*oblonga* (R-D, 1830)  
*Eliozeta* Rondani, 1856  
*helluo* (Fabricius, 1805)  
*Elomya* R-D, 1830  
*lateralis* (Meigen, 1824)  
*Gymnosoma* Meigen, 1803  
*acrosterni* Kugler, 1971  
*clavatum* (Rohdendorf, 1947)  
*nudifrons* Herting, 1966. **New record.** 2♂♂, Zomet  
 Ha'Amaqim (Jalame), 26-30.V.1993. AF leg.  
*Opesia* R-D, 1863  
*grandis* (Egger, 1860) (Bystrowski & Zeegers 2008)  
*Phasia* Latreille, 1804 subg. *Phasia*  
*obesa* (Fabricius, 1798)  
*subcoleoprata* (Linne, 1767)  
*Phasia* subg. *Hyalomya* R-D, 1830  
*mesnili* (Draber-Monko, 1965) [= *theodori* (Draber-Monko,  
 1965)]  
*pusilla* Meigen, 1824  
*Xysta* Meigen, 1824  
*holosericea* (Fabricius, 1805)

**TACHININAE**  
**BIGONICHETINI**  
*Triarthria* Stephens, 1829  
*setipennis* (Fallén, 1810)  
*Trichactia* Stein, 1924  
*pictiventris*, Zetterstedt, 1852

**BRACHYMERINI**  
*Neoemdenia* Mesnil, 1953  
*mirabilis* Mesnil, 1953

**ERNESTIINI**  
*Erebiomima* Mesnil, 1953  
*hertingi* Kugler, 1968  
*luteisquama* Mesnil, 1953  
*Gymnochaeta* R-D, 1830  
*viridis* (Fallén, 1810). **New record.** 8♂♂, Mt. Hermon,  
 1600 m, 23.IV.1982, AF leg.  
*Linnaemya* R-D, 1830 subg. *Linnaemya*  
*neavei* Curran, 1934  
*soror* Zimin, 1954  
*Linnaemya* subg. *Homoeonychia* B&B, 1889  
*frater* (Rondani, 1859)  
*lithosiophaga* (Rondani, 1859)  
*Linnaemya* subg. *Ophina* R-D, 1863  
*dumonti* Mesnil, 1971. **New record.** 1♂, 1♀, Zomet  
 Ha'Arava, 5 Km S, 2.III.1994, AF leg.  
*petiolata* Kugler, 1971. **New record.** 1♂, Ziqim, 10.i.1998,  
 AF leg.  
*setifrons* Zimin, 1954  
*Loewia* Egger, 1856  
*crassipes* (Mesnil, 1953)  
*Microcerophina* Kugler, 1977  
*planifacies* Kugler, 1977

*Panzeria* R-D, 1830  
*castellana* (Strobl, 1906) (= *Eurithia* R-D)  
*longiventris* (Kugler, 1971) (= *Ernestia* R-D)

**GERMARIINI**  
*Germaria* R-D, 1830  
*hermonensis* Kugler, 1980  
*ruficeps* (Fallén, 1820)

**GRAPHOGASTRINI**  
*Graphogaster* Rondani, 1868  
*dispar* (B&B, 1889) (Bystrowski & Zeegers 2008)  
*parvipalpis* Kugler, 1974  
*vestita* Rondani, 1868  
*Heraultia* Villeneuve, 1920  
*albipennis* Villeneuve, 1920  
*Neaera* R-D, 1830  
*atra* R-D, 1850  
*laticornis* (Meigen, 1824). **New record.** 1♂, 1♀, Mt.  
 Hermon, 1400 m, 9.VI.1983, Y. Zuila [?] leg.; 5♂♂, 1♀,  
 Mt Hermon, 21.V.1986, AF leg.  
*Phytomyptera* Rondani, 1845  
*lacteipennis* Villeneuve, 1934. **New record.** 1♀, Nahal  
 Kasuy, 2.V.1986, AF leg.; 1♂, Nahal Raham, 200 m,  
 6.IV.1997, AF leg.; 1♀, 'En Hazeva, 4.IV.1998, AF leg.;  
 2♂♂, 1♀, Elot, 26.III.1993, AF leg.  
*nigrina* (Meigen, 1824)

**LESKIINI**  
*Aphria* R-D, 1830  
*longirostris* (Meigen, 1824)  
*Bithia* R-D, 1863  
*acanthophora* (Rondani, 1861). **New record.** 1♂, Mt.  
 Hermon, 1600 m, 19.V.1983, AF leg.  
*golanensis* (Kugler, 1971)  
*hermonensis* Kugler, 1977  
*modesta* (Meigen, 1824)  
*pauciseta* Kugler, 1974  
*setulosa* (Kugler, 1968)  
*Clausicella* Rondani, 1856  
*puella* (Rondani, 1861)  
*suturata* Rondani, 1859  
*triangulifera* Mesnil, 1963  
*Fischeria* R-D, 1830  
*bicolor* R-D, 1830  
*Leskia* R-D, 1830  
*erevanica* Richter, 1974. **New record.** 1♂, Mt. Hermon,  
 1600 m, 31.VIII.1984, AF leg.  
*Prodemoticus* Villeneuve, 1919  
*moderatus* Kugler, 1980  
*orientalis* Villeneuve, 1919

**MACQUARTIINI**  
*Macquartia* R-D, 1830  
*praefica* (Meigen, 1824)  
*tenebricosa* (Meigen, 1824)  
*tessellum* (Meigen, 1824)

**MINTHOINI**  
*Mintho* R-D, 1830

*compressa* (Fabricius, 1787)  
*rufiventris* (Fallén, 1817)  
*Minthodes* B&B, 1889  
*latifacies* Herting, 1983  
 [pictipennis: Kugler 1980, misidentification.]  
*Palmonia* Kugler, 1972  
*hermonensis* Kugler, 1972  
*Plesina* Meigen, 1838  
*claripennis* Mesnil, 1953  
*deserticola* Kugler, 1978. **New record.** 1♀, En Mor, 23-24.VIII.1990, AF leg.; 1♂, N[ahal] Ye'elim, 2 Km E Arad, 28.IV.1988, AF leg.  
*Pseudomintho* B&B, 1889  
*atra* Kugler, 1971  
*diversipes* (Strobl, 1899)  
*Rossimylops* Mesnil, 1953 [= *Mesnilomyia* Kugler, 1972 (cf. Cerretti et al. 2009)]  
*achilleae* (Kugler, 1972)  
*longicornis* (Kugler, 1972)  
*magnificus* (Kugler, 1972)  
*subapertus* (Herting, 1983)  
*Ziminia* Mesnil, 1963  
*masiceraeformis* (Portschinsky, 1881)

#### SIPHONINI

*Actia* R-D, 1830  
*infantula* (Zetterstedt, 1844)  
*Peribaea* R-D, 1863  
*apicalis* R-D, 1863. **New record.** 1♂, Zikhron Ya'aqov, 1.V.1998, AF leg. [= *minuta*: Andersen 1996.]  
*orbata* (Wiedemann, 1830)  
*palaestina* (Villeneuve, 1934)  
*tibialis* (R-D, 1851)  
*Siphona* Meigen, 1803  
*efflatouni* Mesnil, 1960  
*geniculata* (De Geer, 1776). **New record.** 1♂, 1♀, Hadéra, Berekhat Atta, 1.V.1998, AF leg.; 1♀, Qasabiya, 20.III.1984, I. Nussbaum leg.  
*griseola* Mesnil, 1970  
*variata* Andersen, 1982 (cf. Andersen 1996)

#### TACHININI

*Laufferiella* Villeneuve, 1929  
*elegans* Villeneuve, 1929  
*Peleteria* R-D, 1830  
*iavana* (Wiedemann, 1819) [= *varia* (Fabricius, 1794), junior primary homonym]  
*meridionalis* (R-D, 1830)  
*rubescens* (R-D, 1830)  
*ruficornis* (Macquart, 1835)  
*Tachina* Meigen, 1803 subg. *Eudoromyia* Bezzi, 1906  
*fera* (Linnaeus, 1761)  
*magnicornis* (Zetterstedt, 1844)  
*Tachina* subg. *Echinogaster* Lioy, 1864  
*praeceps* Meigen, 1824  
*Tachina* subg. *Servillia* R-D, 1830  
*lurida* (Fabricius, 1781)

#### Acknowledgements

The project on Tachinidae of Fauna Palaestina is supported by the Israel Academy of Sciences and Humanities.

#### References

- Andersen, S. 1996. The Siphonini (Diptera: Tachinidae) of Europe. *Fauna Entomologica Scandinavica* **33**: 1–148.
- Bystrowski, C. and Zeegers, T. 2008. Some interesting Tachinidae from Israel. *The Tachinid Times* **21**: 16–17.
- Cerretti P., De Biase, A. and Freidberg, A. 2009. Systematic study of the genus *Rossimylops* Mesnil (Diptera, Tachinidae). *Zootaxa* **1984**: 31–56.
- Crosskey, R.W. 1967. A revision of the Oriental species of *Palexorista* Townsend (Diptera: Tachinidae, Sturmiini). *Bulletin of the British Museum (Natural History). Entomology* **21**: 35–97.
- Herting, B. 1984. Catalogue of Palearctic Tachinidae (Diptera). *Stuttgarter Beiträge zur Naturkunde (A)* **369**: 1–228.
- Herting, B. and Dely-Draskovits, Á. 1993. Family Tachinidae. Pp. 118–458. *In*: Soós, Á & Papp, L., eds., *Catalogue of Palearctic Diptera. Volume 13. Anthomyiidae – Tachinidae*. Hungarian Natural History Museum, Budapest. 624 pp.
- Kugler, J. 1961. *Orgyia dubia* Tausch. and its parasites in Israel. *The Bulletin of the Research Council of Israel (B)* **10**: 62–72.
- Kugler, J. 1963. Tachinidae of Israel. I. General part. *Israel Journal of Zoology* **12**: 25–34.
- Kugler, J. 1966a. A list of parasites of Lepidoptera from Israel. *Israel Journal of Entomology* **1**: 75–88.
- Kugler, J. 1966b. Species of the genus *Leucostoma* (Tachinidae, Phasiinae) in Israel. *Israel Journal of Zoology* **15**: 173–182.
- Kugler, J. 1968. Tachinidae of Israel III. Description of six new species. *Israel Journal of Entomology* **3**: 59–68.
- Kugler, J. 1971. Tachinidae of Israel IV. Description of ten new species. *Israel Journal of Zoology* **20**: 69–88.
- Kugler, J. 1972. Tachinidae of Israel V. *Mesnilomyia* and *Palmonia*, two new genera of Tachinidae (Diptera). *Israel Journal of Zoology* **21**: 103–112.
- Kugler, J. 1974. Tachinidae (Diptera) from Mt. Hermon, with the description of six new species. *Israel Journal of Entomology* **9**: 109–131.
- Kugler, J. 1977. Neue Tachinidae aus Israel (Diptera). *Stuttgarter Beiträge zur Naturkunde (A)* **301**: 14 pp.
- Kugler, J. 1978a. A revision of the tachinid fly genus *Plesina* (Diptera, Tachinidae). *Entomologica Germanica* **4**: 84–96.
- Kugler, J. 1978b. *Leucostoma edentata* n. sp. and *Dionomelia hennigi* n. gen., n. sp., two new Leucostomatini from Israel (Dipt.: Tachinidae, Phasiinae). *Entomologica Germanica* **4**: 344–348.
- Kugler, J. 1980. New taxa of Tachinidae (Diptera) with a list of the species from Israel and adjacent territories. *Israel Journal of Entomology* **13**: 27–60.
- Kugler, J. and Nitzan, Y. 1977. Biology of *Clausicella suturata* (Dipt., Tachinidae) a parasite of *Ectomyeloidis*

*ceratoniae* (Lep., Phycitidae). *Entomophaga* **22**: 93–105.  
 Richter, V.A. 2007. On the tachinid fauna (Diptera, Tachinidae) of the southeast of European Russia. [In Russian.] *Entomologicheskoe Obozrenie* **86**: 905–917.  
 Villeneuve, J. 1929. Descriptions de Diptères égyptiens. *Bulletin de la Société Royale Entomologique d’Égypte* **1928**: 43–46.

## TACHINID BIBLIOGRAPHY

Included here are references on the Tachinidae that have been found during the past year and have not appeared in past issues of this newsletter. This list has been generated from an EndNote® ‘library’ and is based on online searches of literature databases, perusal of journals, and reprints or citations sent to me by colleagues. The complete bibliography, incorporating all the references published in past issues of **The Tachinid Times** and covering the period from 1980 to the present is available online at: <http://www.nadsdiptera.org/Tach/Bib/biblio.htm>. Articles from **The Tachinid Times** are now included in this tachinid bibliography. I would be grateful if omissions or errors could be brought to my attention.

Please note that citations in the online [Tachinid Bibliography](#) are updated when errors are found or new information becomes available, whereas citations in this newsletter are never changed. Therefore, the most reliable source for citations is the online [Tachinid Bibliography](#).

I am grateful to Shannon Mahony for maintaining our EndNote® libraries of tachinid literature and for performing the online searches that contributed most of the titles given below.

Abbasipour, H. and Tschorsnig, H.-P. 2008. Report of parasitoid flies, *Compsilura concinnata* and *Peribaea tibialis* (Dip.: Tachinidae) on the rice armyworm from Iran. [In Farsi.] *Journal of Entomological Society of Iran* **27** (2), Supplement: 3–6.  
 Bailey, N.W. and Zuk, M. 2008. Changes in immune effort of male field crickets infested with mobile parasitoid larvae. *Journal of Insect Physiology* **54**: 96–104.  
 Bergström, C. 2008. The identity of *Myxexoristops arctica* (Zetterstedt), with notes on some other *Myxexoristops* (Diptera: Tachinidae). *Stuttgarter Beiträge zur Naturkunde A, New Ser.* **1**: 435–444.  
 Bergström, C. and Hall, K. 2008. De första fynden av parasitflugan *Ectophasia crassipennis* (Fabricius, 1794) (Diptera, Tachinidae) från Norden. *Entomologisk Tidskrift* **129**: 95–98.  
 Caron, V., Janmaat, A.F., Ericsson, J.D. and Myers, J.H. 2008. Avoidance of the host immune response by a generalist parasitoid, *Compsilura concinnata* Meigen. *Ecological Entomology* **33**: 517–522.  
 Caron, V., Myers, J.H. and Gillespie, D.R. 2008. Fitness-related traits in a parasitoid fly are mediated by effects of plants on its host. *Journal of Applied Entomology* **132**: 663–667.  
 Cerretti, P., Biase, A. de and Freidberg, A. 2009. Systematic

study of the genus *Rossimylops* Mesnil (Diptera: Tachinidae). *Zootaxa* **1984**: 31–56.  
 Cerretti, P. and Tschorsnig, H.-P. 2007. Two new species of *Siphona* Meigen (Diptera: Tachinidae) from Sardinia and Morocco. *Stuttgarter Beiträge zur Naturkunde. Serie A (Biologie)* **704**: 1–7.  
 Cerretti, P. and Tschorsnig, H.-P. 2008. A new species of *Plesina* Meigen (Diptera: Tachinidae) from the Mediterranean. *Stuttgarter Beiträge zur Naturkunde A, New Ser.* **1**: 445–450.  
 Chen, H.-x. and Luo, L.-z. 2007. Host species, instar and position preference of a tachinid parasitoid, *Nemorilla maculosa* (Diptera: Tachinidae). [In Chinese.] *Acta Entomologica Sinica* **50**: 1129–1134.  
 Cossentine, J., Bennett, A., Goulet, H. and O’Hara, J. 2007. Parasitism of the spring leafroller (Lepidoptera: Tortricidae) complex in organically managed apple orchards in the north Okanagan valley of British Columbia. *Pan-Pacific Entomologist* **83**: 276–284.  
 Cui, J.-z., Bai, M., Wu, H. and Ji, L.-q. 2007. Catalogue of the insect type specimens deposited in China. Vol. 1. [In Chinese.] China Forestry Publishing House, Beijing. 2 + 10 + 792 pp.  
 Delfin-González, H., Bojórquez-Acevedo, M. and Manrique-Saide, P. 2007. Parasitoids of fall armyworm (Lepidoptera: Noctuidae) from a traditional maize crop in the Mexican state of Yucatan. *Florida Entomologist* **90**: 759–761.  
 Easton, E.R. 2007. Exploits of some famous entomologists of the Hawaiian Entomological Society. *Proceedings of the Hawaiian Entomological Society* **39**: 153–156.  
 Evenhuis, N.L. and O’Hara, J.E. 2008. The status of Mesnil’s 1949 *Die Fliegen* genus-group names (Diptera: Tachinidae). *Zootaxa* **1827**: 65–68.  
 Evenhuis, N.L., Pape, T. and Pont, A.C. 2008. The problems of subsequent typification in genus-group names and use of the *Zoological Record*: a study of selected post-1930 Diptera genus-group names without type species designations. *Zootaxa* **1912**: 1–44.  
 Furlong, M.J., Ju, K.H., Su, P.W., Chol, J.K., II, R.C. and Zalucki, M.P. 2008. Integration of endemic natural enemies and *Bacillus thuringiensis* to manage insect pests of *Brassica* crops in North Korea. *Agriculture Ecosystems and Environment* **125**: 223–238.  
 Ghahari, H., Hayat, R., Chao, C.-m. and Ostovan, H. 2008. A contribution to the dipteran parasitoids and predators in Iranian cotton fields and surrounding grasslands. *Munis Entomology & Zoology* **3**: 699–706.  
 Gordeeva, T.V. 2007. Unusual features of bionomy and distribution of *Ivela ochropoda* Eversmann, 1847 (Lepidoptera, Lymantriidae) in Siberia. [In Russian.] *Evraziatskii Entomologicheskii Zhurnal* **6**: 327–336 + vi.  
 Gordún, E. and Tschorsnig, H.-P. 2008. Wirtsbefunde von Phasiinae (Diptera: Tachinidae) aus Wanzen (Hemiptera: Pentatomidae und Scutelleridae) in Nordost-Spanien. *Mitteilungen Entomologischer Verein Stuttgart* **43**: 41–42.  
 Groot, M. de, Virant-Doberlet, M. and Zunic, A. 2007. *Trichopoda pennipes* F. (Diptera, Tachinidae): a new natural enemy of *Nezara viridula* (L.) in Slovenia – short communication. *Agricultura Slovenia* **5**: 25–26.



- Hao, J., Yao, Z.-y. and Zhang, C.-t. 2008. Research progress on the genus *Tachina* Meigen of China (Diptera: Tachinidae). Pp. 469–473. In: Shen, X.-c., Zhang, R.-z. and Ren, Y.-d., eds., Classification and distribution of insects in China. [In Chinese.] Chinese Agricultural Science and Technology Press, Beijing. 3 + 583 pp.
- Hao, J., Zhang, C.-t. and Chi, Y. 2008. Taxonomic study of subgenus *Tachina* Meigen (Diptera, Tachinidae) from North China. [In Chinese with English summary.] Journal of Shenyang Normal University (Natural Science) **26**: 476–479.
- Hao, J., Zhi, Y. and Zhang, C.-t. 2008. A list of Dexiini (Diptera, Tachinidae) from Shanghai Entomological Museum, CAS. [In Chinese with English summary.] Journal of Shenyang Normal University (Natural Science) **26**: 98–101.
- Hubenov, Z. 2008. Composition and zoogeographical characteristics of the family Tachinidae (Insecta: Diptera) in the Balkan countries. Acta Zoologica Bulgarica **60**: 243–265.
- Ichiki, R.T., Kainoh, Y., Kugimiya, S., Takabayashi, J. and Nakamura, S. 2008. Attraction to herbivore-induced plant volatiles by the host-foraging parasitoid fly *Exorista japonica*. Journal of Chemical Ecology **34**: 614–621.
- Jagtap, C.R., Shetgar, S.S. and Nalwandikar, P.K. 2008. Key mortality factors of *Earias vittella* (Fabricius) and *Helicoverpa armigera* (Hubner) infesting okra. Journal of Maharashtra Agricultural Universities **33**: 195–200.
- Jamalahmad, M. and Zaki, F.A. 2008. Natural parasitism of the rice skipper, *Parnara guttata* (Bremer and Grey) (Lepidoptera: Hesperidae) infesting paddy at Anantnag, Kashmir. Journal of Biological Control **22**: 113–117.
- Kara, K. and Aksu, S. 2008. Contributions to the Turkish Tachinidae (Diptera) fauna. Turkish Journal of Zoology **32**: 227–228.
- Kot, I. 2007. Parasitic entomofauna of leaf tortricids (Lepidoptera: Tortricidae) occurring in apple orchards. Electronic Journal of Polish Agricultural Universities **10** (1), Art. 27: <http://www.ejpau.media.pl/volume10/issue1/art-27.html>.
- Kowalczyk, J.K. and Kurzac, T. 2007. Protected, threatened and rare species of insects in the "Polana Siwica" nature reserve in the Bolimow Landscape Park (C Poland). [In Polish.] Chronmy Przyrode Ojczysta **63**: 60–69.
- Kueppers, P.V. and Janikorn, L. 2007. Anmerkungen zu einigen Nachtfalterarten aus S-Thailand. (Lepidoptera, Heterocera: Limacodidae, Saturniidae, Sphingidae, Arctiidae et Noctuidae). Atalanta **38**: 335–341.
- Kueppers, P.V. and Janikorn, L. 2007. Anmerkungen zu zwei thailändischen Amathusien-Arten. (Lepidoptera, Morphinae Newman, 1834). Atalanta **38**: 329–334.
- Kurahashi, H. and Leh, M.U. 2007. The flies from Sarawak, East Malaysia (Diptera: Muscidae, Calliphoridae, Sarcophagidae and Tachinidae). Medical Entomology and Zoology **58**: 261–273.
- Laccone, G. 2007. Control of the grape berry moth based on active substances. [In Italian.] Informatore Agrario **63**: 67–69.
- Lafranchis, T., Gil-T., F. and Lafranchis, A. 2007. New data on the ecology of 8 taxa of *Agrodiatus* Hubner, 1822 from Greece and Spain: hostplants, associated ants and parasitoids (Lepidoptera, Lycaenidae, Hymenoptera, Diptera). Atalanta **38**: 189–197, 313.
- Lakes-Harlan, R., Jacobs, K. and Allen, G.R. 2007. Comparison of auditory sense organs in parasitoid Tachinidae (Diptera) hosted by Tettigoniidae (Orthoptera) and homologous structures in a non-hearing Phoridae (Diptera). Zoo-morphology **126**: 229–243.
- Lee, H.-s. and Han, H.-y. 2008. A taxonomic study of the genus *Frontina* Meigen (Diptera: Tachinidae) in Korea. Journal of Asia-Pacific Entomology **11**: 137–143.
- Li, H. and Luo, L.-z. 2007. The tachinids parasitizing on the meadow moth, *Loxostege sticticalis* (Lepidoptera: Pyralidae): species, types of parasitism and their roles in controlling the host population. [In Chinese.] Acta Entomologica Sinica **50**: 840–849.
- Liu, J.-y., Ni, Y.-q. and Zhang, C.-t. 2008. Catalogue of the tribe Blondeliini of the Northeast China (Diptera: Tachinidae). Pp. 117–123. In: Shen, X.-c., Zhang, R.-z. and Ren, Y.-d., eds., Classification and distribution of insects in China. [In Chinese.] Chinese Agricultural Science and Technology Press, Beijing. 3 + 583 pp.
- Lo Verde, G. and Massa, B. 2007. Observations on red palm weevil [weevil] *Rhynchophorus ferrugineus* in Sicily. [In Italian.] Bollettino di Zoologia Agraria e di Bachicoltura **39**: 131–149.
- Loehr, P.-W. 2008. Fliegen aus einem Garten im Vorderen Vogelsberg. Hessische Faunistische Briefe **27**: 10–14.
- Mamlayya, A.B., Aland, S.R., Kumbhar, V.J. and Bhawane, G.P. 2008. Incidence of uzi fly, *Blepharipa zebina*, on tropical tasar silkworm, *Antheraea mylitta*, from Amba Reserved Forest, Maharashtra. Bionotes **10**: 61.
- Marconato, G., Dias, M.M. and Penteado-Dias, A.M. 2008. Larvas de Geometridae (Lepidoptera) e seus parasitoides, associadas a *Erythroxylum microphyllum* St.-Hilaire (Erythroxylaceae). Revista Brasileira de Entomologia **52**: 296–299.
- Matama-Kauma, T., Schulthess, F., Le Rü, B.P., Mueke, J., Ogwang, J.A. and Omwega, C.O. 2008. Abundance and diversity of lepidopteran stemborers and their parasitoids on selected wild grasses in Uganda. Crop Protection **27**: 505–513.
- Mazzeo, G., Longo, S., Seminara, A., Bella, S. and Ferrauto, G. 2007. Preliminary observations on anthophilous insects and foraging behaviour of *Apis mellifera* L. in a protected area of the Etna Park. Redia **90**: 109–113.
- Menéndez, R., González-Megías, A., Lewis, O.T., Shaw, M.R. and Thomas, C.D. 2008. Escape from natural enemies during climate-driven range expansion: a case study. Ecological Entomology **33**: 413–421.
- Merz, B., Bächli, G. and Haenni, J.-P. 2006. Zweiter nachtrag zur checkliste der Diptera der Schweiz. Mitteilungen der Entomologischen Gesellschaft Basel **56**: 135–165.
- Nahrung, H.F., Duffy, M.P., Lawson, S.A. and Clarke, A.R. 2008. Natural enemies of *Paropsis atomaria* Olivier (Coleoptera: Chrysomelidae) in south-eastern Queensland eucalypt plantations. Australian Journal of Entomology **47**: 188–194.
- Ndemah, R., Schulthess, F., Le Rü, B. and Bame, I. 2007. Lepidopteran cereal stemborers and associated natural

- enemies on maize and wild grass hosts in Cameroon. *Journal of Applied Entomology* **131**: 658–668.
- O'Hara, J.E. 2008. Tachinid flies (Diptera: Tachinidae). Pp. 3675–3686. *In*: Capinera, J.L., ed., *Encyclopedia of Entomology*. Second Edition. Vol. 4, S–Z. Springer, Dordrecht. Ixiii + 3225–4346 pp.
- O'Hara, J.E. 2008. World genera of the Tachinidae (Diptera) and their regional occurrence. Version 4.0. PDF document, 71 pp. Online at <http://www.nadsdiptera.org/Tach/General/generahome.htm>.
- O'Hara, J.E. 2009. Resurrection of the name *Pachycheta* Portschinsky for a genus of Tachinidae (Diptera). *Zootaxa* **1989**: 66–68.
- Oliver, J.C. and Prudic, K.L. 2007. Parasitism rates in larval *Lycaena xanthoides* (Godart) (Lepidoptera: Lycaenidae) and a new host record for *Cotesia theclae* (Riley) (Hymenoptera: Braconidae). *Pan-Pacific Entomologist* **83**: 262–264.
- Perez, M., Lopez, C. and Eizaguirre, M. 2008. Effect of the photoperiod in the diapause termination in larvae of *Sesamia nonagrioides* and *Ostrinia nubilalis* developed in different varieties of transgenic maize and the corresponding isogenics. [In Spanish.] *Boletín de Sanidad Vegetal, Plagas* **34**: 257–266.
- Perez-Gelabert, D.E. 2008. Arthropods of Hispaniola (Dominican Republic and Haiti): a checklist and bibliography. *Zootaxa* **1831**: 1–530.
- Prasad, K.S., Aruna, A.S., Vinod, K and Kariappa, B.K. 2007. Feasibility of mass production of *Tetrastichus howardii* (Olliff), a parasitoid of leaf roller (*Diaphania pulverulentalis*), on *Musca domestica* (L.). *Indian Journal of Sericulture* **46**: 89–91.
- Prischmann, D.A. and Dashiell, K.E. 2008. Parasitism of northern corn rootworms (Chrysomelidae: *Diabrotica barberi*) by *Celatoria diabroticae* (Tachinidae) in South Dakota: new geographic record. *Journal of the Kansas Entomological Society* **81**: 392–393.
- Richter, V.A. 2008. *Calozenillia tamara*. [In Russian.] *Krasnaya Kniga Krasnodarskogo Kraja (zhivotnye)* [Red data book of Krasnodar Territory (animals)] **2007**: 238–239.
- Richter, V.A. 2008. New data on the tachinid fauna of the Southeast of European Russia (Diptera: Tachinidae). *International Journal of Dipterological Research* **19**: 11–12.
- Richter, V.A. 2008. A new genus and a new species of tachinids (Diptera, Tachinidae) from deserts of Middle Asia. [In Russian.] *Entomologicheskoe Obozrenie* **87**: 663–667. [English translation in *Entomological Review* **88**: 727–729, 2008.]
- Richter, V.A. 2008. On the autumnal aspect of the tachinid fauna in Talysh (Diptera: Tachinidae). *International Journal of Dipterological Research* **19**: 13–15.
- Richter, V.A. 2008. On the tachinid fauna of Tuva (Diptera: Tachinidae). *International Journal of Dipterological Research* **19**: 75–78.
- Richter, V.A. 2008. On the type specimens of two specimens of *Gymnosoma* Meigen, 1803 described by B.B. Rohdendorf in the collection of the Zoological Institute, St. Petersburg (Diptera: Tachinidae). *Zoosystematica Rossica* **17**: 109–110.
- Richter, V.A. 2008. Tachinids from the northern European part of Russia (Diptera: Tachinidae). *International Journal of Dipterological Research* **19**: 141–143.
- Richter, V.A. 2008. Tachinids from the Polar Urals and the lower reaches of the Ob River (Diptera: Tachinidae). *International Journal of Dipterological Research* **19**: 137–140.
- Safaralizadeh, M.H. and Karimpour, Y. 2007. Some biological characteristics of *Nyssia graecarius* (Lepidoptera: Geometridae) in Urmia Region. *Journal of the Entomological Research Society* **9**: 1–6.
- Sarma, A.K. and Gupta, M.K. 2008. Effectiveness of some traditional and non-traditional protection measures on the recovery of uzi-infested eri silkworm. *Journal of Biological Control* **22**: 231–234.
- Sehgal, J., Rose, H.S. and Sidhu, A.K. 2007. Studies on the life cycle of *Pelopidas mathias* (Fabricius), the small branded swift. *Himalayan Journal of Environment and Zoology* **21**: 177–182.
- Selfridge, J.A., Parry, D. and Boettner, G.H. 2007. Parasitism of barrens buck moth *Hemileuca maia* Drury in early and late successional pine barrens habitats. *Journal of the Lepidopterists' Society* **61**: 213–221.
- Shima, H. and Tachi, T. 2008. New species of the genus *Paravibrissina* Shima (Diptera: Tachinidae) from Southeast Asia and South Pacific. *Zootaxa* **1870**: 43–60.
- Siqueira, K.M.M. de, Kiill, L.H.P., Martins, C.F., Lemos, I.B., Monteiro, S.P. and Feitoza, E. de A. 2008. Estudo comparativo da polinização de *Mangifera indica* L. em cultivo convencional e orgânico na região do Vale do Submédio do São Francisco. *Revista Brasileira de Fruticultura* **30**: 303–310.
- Stireman, J.O., III. 2008.  $\alpha$  and  $\beta$  diversity of a tachinid parasitoid community over space and time. *Annals of the Entomological Society of America* **101**: 362–370.
- Suazo, A., Cave, R.D. and Frank, J.H. 2008. Reproductive biology and development of *Lixadmontia franki* (Diptera: Tachinidae), a parasitoid of bromeliad-eating weevils. *Florida Entomologist* **91**: 453–459.
- Sujii, E.R., Beserra, V.A., Ribeiro, P.H., da Silva-Santos, P.V., Pires, C.S.S., Schmidt, F.G.V., Fontes, E.M.G. and Laumann, R.A. 2007. Comunidade de inimigos naturais e controle biológico natural do pulgão, *Aphis gossypii* Glover (Hemiptera: Aphididae) e do curuquerê, *Alabama argillacea* Huebner (Lepidoptera: Noctuidae) na cultura do algodoeiro no Distrito Federal. *Arquivos do Instituto Biológico* **74**: 329–336.
- Szpila, K., Bystrowski, C. and Kowalczyk, J.K. 2007. *Brullaea ocypteroidea* Robineau-Desvoidy, 1863 (Diptera: Tachinidae) – new to the Polish fauna. [In Polish.] *Wiadomosci Entomologiczne* **26**: 41–47.
- Tachi, T. and Shima, H. 2006. Review of genera *Entomophaga* and *Proceromyia* (Diptera: Tachinidae). *Annals of the Entomological Society of America* **99**: 41–57.
- Tachi, T. and Shima, H. 2008. Phylogenetic relationships of subgenera of the genus *Exorista* Meigen, with a revision of the Japanese species (Diptera: Tachinidae). *Entomological Science* **11**: 419–448.
- Takahashi, J.-i., Okamoto, A. and Ono, M. 2008. New host records for *Euvespivora decipiens* Walker (Diptera: Tachinidae). [In Japanese.] *Japanese Journal of Entomology* (New

- Series) **11**: 32–33.
- Tillman, G. 2008. Populations of stink bugs (Heteroptera: Pentatomidae) and their natural enemies in peanuts. *Journal of Entomological Science* **43**: 191–207.
- Toepfer, S., Walsh, G.C., Eben, A., Alvarez-Zagoya, R., Haye, T., Zhang, F. and Kuhlmann, U. 2008. A critical evaluation of host ranges of parasitoids of the subtribe Diabroticina (Coleoptera: Chrysomelidae: Galerucinae: Luperini) using field and laboratory host records. *Biocontrol Science and Technology* **18**: 483–504.
- Toma, R. 2008. A new species of *Leschenaultia* Robineau-Desvoidy (Diptera, Tachinidae) from Venezuela and new geographical records. *Revista Brasileira de Entomologia* **52**: 353–354.
- Tovar Hernández, H., Bautista Martínez, N., Vera Graziano, J., Suárez Vargas, A.D. and Ramírez Alarcón, S. 2007. Population fluctuation and parasitism of larvae of *Copitarsia decolora* Guenée, *Plutella xylostella* L. and *Trichoplusia ni* Hübner (Lepidoptera) in *Brassica oleracea* L. [In Spanish.] *Acta Zoologica Mexicana, New Ser.* **23**: 183–196.
- Tozlu, G. and Kara, K. 2007. The first host record for *Zeuxia zejana* Kolomiets, 1971 (Diptera: Tachinidae) from Turkey. *Turkish Journal of Zoology* **31**: 357–358.
- Urban, J. 2007. Occurrence, biology and harmfulness of *Galerucella lineola* (F.) (Coleoptera, Chrysomelidae) – Part 2. Larvae and this year's beetles. *Journal of Forest Science (Prague)* **53**: 424–444.
- Veena, N. and Manjunath, D. 2007. Impact of female overcrowding on the offspring fitness of *Trichopria* sp. at fixed host resources. *Indian Journal of Sericulture* **46**: 146–152.
- Veena, N. and Manjunath, D. 2007. Influence of host size on the reproductive performance and morphometric traits of *Trichopria* sp. *Indian Journal of Sericulture* **46**: 140–145.
- Veenakumari, K., Ramani, S. and Rabindra, R.J. 2008. Additions to the natural enemy complex of the red hairy caterpillar, *Amsacta albistriga* (Walker) (Lepidoptera: Arctiidae). *Journal of Biological Control* **22**: 203–204.
- Veldtman, R., McGeoch, M.A. and Scholtz, C.H. 2007. Can life-history and defence traits predict the population dynamics and natural enemy responses of insect herbivores? *Ecological Entomology* **32**: 662–673.
- Wagner, W.E., Jr. and Basolo, A.L. 2007. Host preferences in a phonotactic parasitoid of field crickets: the relative importance of host song characters. *Ecological Entomology* **32**: 478–484.
- Weir, E.H., Contreras, W. and Weir, K.G. de. 2007. Biological control of *Diatraea* spp. (Lepidoptera: Pyralidae) in sugarcane crops in central Venezuela. *Revista de Biología Tropical* **55**: 655–658.
- Woodley, N.E. 2007. A new species of *Jurinella* (Diptera: Tachinidae) from the Dominican Republic with a key to the genera of the tribe Tachinini from the Caribbean. *Proceedings of the Entomological Society of Washington* **109**: 856–862.
- Woodley, N.E. and Arnaud, P.H., Jr. 2008. *Eulobomyia*, a new replacement name for *Lobomyia* Woodley & Arnaud (Diptera: Tachinidae). *Zootaxa* **1856**: 67.
- Woodley, N.E. and Arnaud, P.H., Jr. 2008. *Lobomyia neo-*  
*tropica*, a new genus and species of Tachinidae (Diptera) from the Neotropical Region. *Zootaxa* **1783**: 31–39.
- Yang, Z.-q., Wang, X.-y., Wei, J.-r., Qu, H.-r. and Qiao, X.-r. 2008. Survey of the native insect natural enemies of *Hyphantria cunea* (Drury) (Lepidoptera: Arctiidae) in China. *Bulletin of Entomological Research* **98**: 293–302.
- Yao, Z.-y., Chi, Y. and Zhang, C.-t. 2008. New distributions of Chinese Exoristini (Diptera, Tachinidae). Pp. 405–407. *In*: Shen, X.-c., Zhang, R.-z. and Ren, Y.-d., eds., Classification and distribution of insects in China. [In Chinese.] Chinese Agricultural Science and Technology Science, Beijing. 3 + 583 pp.
- Yao, Z.-y. and Zhang, C.-t. 2009. A taxonomic study on the genus *Phorocera* from China (Diptera, Tachinidae). *Acta Zootaxonomica Sinica* **34**: 62–68.
- Zhang, C.-t., Liu, J.-y. and Yao, Z.-y. 2008. One new species and two new record species of Blondeliini (Diptera, Tachinidae) from China. *Acta Zootaxonomica Sinica* **33**: 532–536.
- Zhi, Y., Ge, Z.-p., Chi, Y. and Zhang, C.-t. 2008. Extraction of genome DNA from dried specimens from tachinid flies and amplification of ND5 gene fragment by PCR. Pp. 495–498. *In*: Shen, X.-c., Zhang, R.-z. and Ren, Y.-d., eds., Classification and distribution of insects in China. [In Chinese.] Chinese Agricultural Science and Technology Press, Beijing. 3 + 583 pp.
- Ziegler, J., ed. 2008. *Diptera Stelvia*. A dipterological perspective on a changing alpine landscape. Results from a survey of the biodiversity of Diptera (Insecta) in the Stiflserjoch National Park (Italy). Vol. 1. *Studia dipterologica. Supplement* **16**: 1–395 + 4 maps.
- Ziegler, J. and Lange, C. 2007. Raupenfliegen (Diptera: Tachinidae) aus dem Nationalpark Stiflserjoch (Norditalien): Teil 2. *Forest observer* **2/3** (2006): 169–204.

## MAILING LIST

Telephone numbers, FAX numbers and E-mail addresses are included where known.

- Acquisitions Section, Department of Library Services, Natural History Museum, Cromwell Road, London, SW7 5BD, UK
- Entomology Library, Peabody Museum, Yale University, New Haven, Connecticut 06511, USA
- Dr. Peter Adler, Department of Entomology, Clemson University, Long Hall, Box 340365, Clemson, South Carolina 29634-0365, USA [Tel: 864-656-5044, ext. 5070; Fax: 864-656-5069; E-mail: padler@clemson.edu]
- Dr. Paul H. Arnaud, Jr., Curator Emeritus, Department of Entomology, California Academy of Sciences, Golden Gate Park, San Francisco, California 94118, USA [Tel: 415-750-7233; Fax: 415-750-7106; E-mail: parnaud@calacademy.org]
- Prof. Piero Baronio, Dipartimento di Scienze e Tecnologie Agroambientali, Viale Fanin, 42, I-40127 Bologna, ITALY [Tel: +39 051 2096702; Fax: +39 051 2096281; E-mail: piero.baronio.unibo.it]
- Dr. David Barraclough, School of Biological and Conservation Sciences, George Campbell Building, University of KwaZulu-Natal, Durban 4041, SOUTH AFRICA [Tel: 031-260-1612; E-mail: barracloughd@ukzn.ac.za]
- Dr. Robert Belshaw, Department of Biology, Imperial College at

- Silwood Park, Ascot, Berks SL5 7PY, UK [Tel: +44 (0)20 7594 2367; Fax: +44 (0)20 7594 2339; E-mail: r.belshaw@ic.ac.uk]
- Mr. Christer Bergström, Säves väg 10, S-752 63 Uppsala, SWEDEN [E-mail: christer.bergstrom@zeta.telenordia.se]
- Mr. Jeff Boettner, Department of Plant, Soil and Insect Sciences, Fernald Hall, University of Massachusetts, Amherst, Massachusetts 01003, USA [E-mail: boettner@psis.umass.edu]
- Karel Bolckmans, International Production and R&D Manager, Koppert Biological Systems, P.O. Box 155, Veilingweg 17, 2650 AD, THE NETHERLANDS [Tel: +31-10-514.04.44; E-mail: kbolckmans@koppert.nl]
- Prof. Valerie K. Brown, Director, Centre for Agri-Environmental Research (CAER), Department of Agriculture, The University of Reading, Earley Gate, PO Box 236, Reading RG6 6AT, UK [Tel: +44 (0)118 931 6535; Fax: +44 (0)118 935 2421; E-mail: v.k.brown@reading.ac.uk]
- Hye-Woo Byun, Department of Life Science, Yonsei University, 234 Maeji-ri, Wonju-si, Gangwon-do 220-710, KOREA [E-mail: hwbyun@yonsei.ac.kr]
- Mr. Cezary Bystrowski, Forest Research Institute, ul. Bitwy Warszawskiej 1920 r. nr 3, 00-973 Warsaw, POLAND [E-mail: C.Bystrowski@ibles.waw.pl]
- Dr. Bryan K. Cantrell, 3 Wingarra Street, Yeerongpilly, Queensland, 4105 AUSTRALIA [Tel: 61 7 3848 7904; E-mail: bjkcantrell@zemail.com.au]
- Dr. Ronald D. Cave, Indian River Research & Education Center, University of Florida, 2199 South Rock Road, Ft. Pierce, Florida 34945, USA [Tel: 772-468-3922 x 145; Fax: 772-460-3673; E-mail: rdcave@ifas.ufl.edu]
- Dr. Pierfilippo Cerretti, Dipartimento di Biologia Animale e dell'Uomo, Università degli Studi di Roma "La Sapienza", Viale dell'Università, 32, 00185, Roma, ITALY [E-mail: pierfilippo.cerretti@yahoo.it]
- Dr. D.E. Conlong, SASA Experiment Station, Private Bag X02, Mount Edgecombe, 4300, Natal, SOUTH AFRICA [Tel: (031) 593205; Fax: (031) 595406; E-mail: xentdc@sugar.org.za or conlong@iafrica.com]
- Dr. Joan Cossentine, Summerland Research Centre, Agriculture and Agri-Food Canada, Highway 97, Summerland, British Columbia VOH 1Z0, CANADA [E-mail: joan.cossentine@agr.gc.ca]
- Dr. Roger W. Crosskey, Department of Entomology, Natural History Museum, Cromwell Road, London, SW7 5BD, UK [Tel: 071-938-9123; Fax: 071-938-8937; E-mail: rwc@nhm.ac.uk]
- Dr. Michael L. Cox, CAB International Institute of Entomology, c/o Department of Entomology, Natural History Museum, Cromwell Road, London, SW7 5BD, UK
- Dr. Maria Luisa Dindo, Dipartimento di Scienze e Tecnologie, Agroambientali, via Fanin, 42, 40127 Bologna, ITALY [Tel: +39 051 2096280 2096288; Fax: +51 051 2096281; E-mail: marialuisa.dindo@unibo.it]
- Dr. Agnieszka Draber-Monko, Instytut Zoologii, Polska Akademia Nauk, 00-679 Warszawa, ul. Wilcza 64, P.O. Box 1007, POLAND [Tel: 29-32-21; E-mail: draber@miiz.waw.pl]
- Mr. John S. Dugdale, c/o Landcare Research, Private Bag 6, Nelson, NEW ZEALAND 7001 [Tel: 03 54 50 676; Fax: 03 54 50 671; E-mail: dugdalej@landcare.cri.nz]
- Professeur Claude Dupuis, Entomologie, Muséum National d'Histoire Naturelle, 45, rue de Buffon, 75005 Paris, FRANCE [Tel: 40.79.34.05]
- Dr. Astrid Eben, Departamento de Ecología Vegetal, Instituto de Ecología, A.C., Km 2.5 carretera antigua a Coatepec, Apartado Postal 63, 91000 Xalapa, Veracruz, MEXICO [Tel: +52 / 28 / 42 18 00 ext. 3503; Fax: +52 / 28 / 18 78 09; E-mail: astrid@ecologia.edu.mx]
- Ms. Stephanie Erb, Lethbridge Research Centre, Agriculture and Agri-Food Canada, P.O. Box 3000, Lethbridge, Alberta T1J 4B1, CANADA [E-mail: stephanie.erb@agr.gc.ca]
- Dr. Neal L. Evenhuis, Chairman, Department of Natural Sciences, Bishop Museum, 1525 Bernice Street, Honolulu, Hawaii 96817-2704, USA [Tel: 808-848-4138; Fax: 808-847-8252; E-mail: neale@bishopmuseum.org]
- Dr. Sheila Fitzpatrick, Agriculture and Agri-Food Canada Research Station, 6660 N.W. Marine Drive, Vancouver, British Columbia, V6T 1X2, CANADA [Tel: 604-224-4355; Fax: 604-666-4994; E-mail: sheila.fitzpatrick@agr.gc.ca]
- Mr. John P. Flynn, 274 Hainton Avenue, Grimsby, North East Lincolnshire, DN32 9LS, UNITED KINGDOM [E-mail: jpf@sheltie.co.uk]
- Dr. Amnon Freidberg, Department of Zoology, The George S. Wise Faculty of Life Sciences, Tel Aviv University, Tel Aviv 69978, ISRAEL [Tel: +972-3-640-8660; E-mail: afdipter@post.tau.ac.il]
- Dr. Serge Gaponov, Voronezh State University, Universitetskaya pl. 1, 394000 Voronezh, RUSSIA [Tel: (0732) 566595; Fax: (0732) 566551; E-mail: gaponovs@hotmail.com]
- Mr. David J. Girling, Information Officer, IIBC, Silwood Park, Buckhurst Road, Ascot, Berks SL5 7TA, UK
- Dr. Simon Grenier, 6 rue des Mésanges, 69680 Chassieu, FRANCE [Tel: (0)4 78 90 46 51; E-mail: simon-grenier@orange.fr]
- Dr. Horacio Grillo Ravelo, Laboratorio de Taxonomía, Centro de Investigaciones Agropecuarias, Universidad Central de Las Villas, Santa Clara, Villa Clara, CUBA [Tel: 53 042 281520; E-mail: hgrillo@agronet.uclv.edu.cu]
- Dr. Ho-Yeon Han, Department of Life Science, Yonsei University, 234 Maeji-ri, Wonju-si, Gangwon-do 220-710, KOREA [E-mail: hyhan@yonsei.ac.kr]
- Mr. Daniel E. Hansen, Minneapolis, Minnesota, USA [E-mail: genbirch@aol.com]
- Dr. Zdravko Hubenov, Institute of Zoology, Bulgarian Academy of Sciences, Boul. "Tsar Osvoboditel" 1, 1000 Sofia, BULGARIA [E-mail: zhubenov@zoology.bas.bg]
- Dr. Ryoko Ichiki, Japan International Research Center for Agricultural Sciences, 1-1, Ohwashi, Tsukuba, Ibaraki 305-8686, JAPAN [E-mail: richiki@jircas.affrc.go.jp]
- Mr. Diego J. Inclan, Department of Biological Sciences, 3640 Colonel Glenn Highway, 235A, BH, Wright State University, Dayton, Ohio 45435, USA [E-mail: inclanluna.2@wright.edu]
- Dr. Daniel H. Janzen, Department of Biology, University of Pennsylvania, Philadelphia, PA 19104, USA [Tel: 215-898-5636; Fax 215-898-8780; E-mail: djanzen@sas.upenn.edu]. When in Costa Rica, Dan can be reached at Guanacaste Conservation Area: tel and Fax 506-695-5598, best to call at night or on weekends.
- Dr. Kenan Kara, Gazi Osman Pasa University, Ziraat Fakültesi Bitki, Koruma Bölümü, Tokat, TURKEY [E-mail: kkara@gop.edu.tr]
- Dr. Ulrich Kuhlmann, Head Agricultural Pest Research, CABI Bioscience Centre Switzerland, Rue des Grillons 1, CH-2800 Delémont, SWITZERLAND [Tel: +41-32-421 4882; Fax: +41-32-421 4871; E-mail: u.kuhlmann@cabi.org]
- Mr. A.R. Lahiri, Asst. Zoologist, Diptera Section, Zoological Survey of India, Prani Vigyan Bhavan, 'M' Block, New Alipur, Calcutta - 700 053, INDIA
- Dr. Gerlind U.C. Lehmann, Freie Universität Berlin, Institut für Zoologie, Königin-Luise-Straße 1-3, D-14195 Berlin, GERMANY [E-mail: gerlind.lehmann@t-online.de]

- Dr. Gerardo Liljeström, Museo de La Plata, Paseo del Bosque S/N, 1900 La Plata, ARGENTINA [E-mail: gerardo@cepave.edu.ar]
- Dr. John T. Lill, George Washington University, Department of Biological Sciences, 2023 G Street, NW, Suite 340, Washington, DC 20052, USA [Tel: 202-994-6989; Fax: 202-994-6100; E-mail: lillj@gwu.edu]
- Dr. Richard L. Lindroth, Department of Entomology, 1630 Linden Drive, University of Wisconsin, Madison, Wisconsin 53706, USA [Tel: 608-263-6277; Fax: 608-262-3322 [E-mail: lindroth@entomology.wisc.edu]
- Dr. Jean-Michel Maes, Museo Entomologico, AP 527, Leon, NICARAGUA [Tel: 505-3116586; Fax: 505-3110126; E-mail: jmmaes@ibw.com.ni]
- Shannon Mahony, Invertebrate Biodiversity, Agriculture and Agri-Food Canada, 960 Carling Avenue, Ottawa, Ontario K1A 0C6, CANADA [Tel: 613-759-1794; Fax: 613-759-1927; E-mail: shannon.mahony@agr.gc.ca]
- Dr. Steve Marshall, Department of Environmental Biology, University of Guelph, Guelph, Ontario N1G 2W1, CANADA [Tel: 519-824-4120, ext. 2720; Fax: 519-837-0442; E-mail: samarsha@uoguelph.ca]
- Dr. Peter G. Mason, Invertebrate Biodiversity, Agriculture and Agri-Food Canada, 960 Carling Avenue, Ottawa, Ontario K1A 0C6, CANADA [Tel: 613-759-1908; Fax: 613-759-1927; E-mail: peter.mason@agr.gc.ca]
- Dr. Bernhard Merz, Département d'Entomologie, Muséum d'Histoire naturelle, C.P. 6434, CH-1211 Genève 6, SWITZERLAND [Tel: ++41 (0)22 418 6312; Fax: ++41 (0)22 418 6301; E-mail: bernhard.merz@ville-ge.ch]
- Dr. Andrew Mitchell, Agricultural Scientific Collections Unit, OAI, NSW Department of Primary Industries, Forest Road, Orange, New South Wales 2800, AUSTRALIA [Tel: +61 (0)2 6391 3848; Fax: +61 (0)2 6391 3899; E-mail: andrew.mitchell@dpi.nsw.gov.au]
- Dr. Kevin Moulton, Department of Entomology and Plant Pathology, University of Tennessee, 2431 Joe Johnson Drive, 205 Ellington Plant Sciences Bldg., Knoxville, Tennessee 37996-4560, USA [Tel: 865-974-7950; Fax: 865-974-4744; E-mail: jmoulton@utk.edu]
- Dr. Satoshi Nakamura, Japan International Research Centre for Agricultural Sciences, 1-2 Ohwashi, Tukuba, Ibaraki, 305, JAPAN [Tel: 0298-38-8318; Fax: 0298-38-6316; E-mail: tachinid@jircas.affrc.go.jp]
- Dr. Vincent Nealis, Pacific Forestry Centre, Forestry Canada, 506 West Burnside Road, Victoria, British Columbia V8Z 1M5, CANADA [Tel: 250-363-0663; Fax: 250-363-0775; E-mail: vnealis@pfc.cfs.nrcan.gc.ca]
- Dr. Fathi H. Negm, Plant Protection Research Institute, Nadi El Seid St., Dokki-Giza, EGYPT
- Dr. William C. Nettles, Jr., 25 Admiral Lane, Salem, South Carolina 29676, USA [Tel: 864-944-8401; E-mail: bill29676net@yahoo.com or wcnettles@earthlink.net]
- Dr. Silvio S. Nihei, Departamento de Zoologia, Instituto de Biociências, Universidade de São Paulo, Rua do Matão, trav. 14, nº 321, Cidade Universitária, São Paulo-SP, CEP 05508-900, BRAZIL [E-mail: silvionihei@gmail.com]
- Mr. Enio Nunez, Departamento de Entomologia, Museu Nacional do Rio de Janeiro, 20940-040, Rio de Janeiro, BRAZIL [E-mail: enionunez@mn.ufrj.br]
- Dr. James E. O'Hara, Invertebrate Biodiversity, Agriculture and Agri-Food Canada, 960 Carling Avenue, Ottawa, Ontario K1A 0C6, CANADA [Tel: 613-759-1795; Fax: 613-759-1927; E-mail: james.ohara@agr.gc.ca]
- Dr. Michael Orazé, National Biological Control Institute, USDA, APHIS, OA, 4700 River Road, Unit 5, Riverdale, Maryland 20737-1229, USA [Tel: 301-734-4329; E-mail: moraze@aphis.usda.gov]
- Dr. Imre Otvos, Pacific Forestry Centre, Forestry Canada, 506 West Burnside Road, Victoria, British Columbia V8Z 1M5, CANADA [Tel: 250-363-0620; Fax: 250-363-0775; E-mail: iotvos@pfc.cfs.nrcan.gc.ca]
- Marcelo Pansonato, Coleção de Entomologia – Diptera, Museu de Zoologia, Universidade de São Paulo, Avenida Nazaré, 481, Ipiranga, São Paulo-SP, CEP 04263-000, BRAZIL [E-mail: marcelopansonato@hotmail.com]
- Dr. Thomas Pape, Entomology Department, Zoological Museum, Universitetsparken 15, DK-2100 Copenhagen Ø, DENMARK [Tel: +45 3532 1106; Fax: +45 3532 1010; E-mail: tpape@snm.ku.dk]
- Dr. Jaakko Pohjoismäki, Department of Forensic Medicine, B-Building, Room C1245, Medical School, University of Tampere, FIN33014, FINLAND [Tel: +358 3 3551 6880; Fax: +358 3 3551 6170; GSM: +358 50 5744745; E-mail: jaakko.pohjoismaki@uta.fi]
- Dr. Hosagavi P. Puttaraju, Professor in Sericulture, Department of Sericulture, Bangalore University, Bangalore-560 056, INDIA [Tel/Fax: 0091-80-3301238; E-mail: puttarajuhp@hotmail.com]
- Dr. F. Wolfgang Quednau, Laurentian Forestry Centre, P.O. Box 3800, 1055 PEPS Street, Sainte-Foy, Quebec G1V 4C7, CANADA [Tel: 418-648-5804; Fax: 418-648-5849; E-mail: fquednau@exchange.cfl.forestry.ca]
- Dr. S. Ramani, Project Directorate of Biological Control, Hebbal, Bangalore - 560 024, INDIA [Tel: 3511982; Fax: 341 1961; E-mail: s\_ramani@vsnl.net]
- Mr. Chris Raper, c/o Tachinid Recording Group, <http://tachinidae.org.uk/> [E-mail: chris.raper@tachinidae.org.uk]
- Dr. Stuart Reitz, USDA-ARS Center for Biological Control, Florida A&M University, Tallahassee, Florida 32307, USA [Tel: 850-412-7062; Fax: 850-412-7263; E-mail: sreitz@nettally.com]
- Mr. Anthony Rice, CRC For Sustainable Production Forestry, GPO Box 252-12, Hobart, Tasmania 7109, AUSTRALIA [E-mail: anthony.rice@ffp.csiro.au]
- Dr. Vera A. Richter, Zoological Institute, Russian Academy of Sciences, St. Petersburg, 199034, RUSSIA [Tel: 812 218 0011; Fax: 7 812 1140444; E-mail: ciala@zin.ru]
- Dr. Knut Rognes, Havørnbrautene 7a, N-4049 Hafsløfjord, NORWAY [Home tel: (+47) 51 59 06 96; Home E-mail: knut@rognes.no; Office tel: (+47) 51 83 35 43; Office Fax: (+47) 51 83 35 50; Office E-mail: knut.rognes@uis.no]
- Dr. Jens Roland, Department of Biological Sciences, University of Alberta, Edmonton, Alberta T6G 2E9, CANADA [Tel: 403-492-1180; Fax: 403-492-9234; E-mail: jroland@gpu.srv.ualberta.ca]
- Luiz Antonio B. Salles, EMBRAPA, Centro de Pesquisa Agropecuária de Clima Temperado, Caixa Postal 403, CEP 96001-970 Pelotas, RS, BRASIL [Tel: (0532) 212122; Fax: (0532) 212121]
- Dr. Vicente Sánchez, USDA, Center for Biological Control of Northeastern Forest Insects and Diseases, Northern Research Station, 51 Mill Pond Road, Hamden, CT 06514, USA [Tel: 203-773-2021; Fax: 203-773-2183]
- Mr. Rudi Schnitzler, Plants Risk Analysis, MAF Biosecurity New Zealand, Level 13, Wellington – Pastoral House, 25 The Terrace, PO Box 2526, Wellington, NEW ZEALAND [DDI: +64 (04) 894 0311; Fax: +64 (04) 894 0733; E-mail: Rudi.Schnitzler@maf.govt.nz]
- Prof. Dr. Ulrich Schulz, Fachhochschule Eberswalde, Fachbereich

- Landschaftsnutzung und Naturschutz, Fachgebiet Angewandte Tierökologie und Zoologie, Friedrich Ebertstr. 28, 16225 Eberswalde, GERMANY [E-mail: usschulz@fh-eberswalde.de]
- Mr. Peter Sehnal, Internationales Forschungsinstitut für Insektenkunde, Naturhistorisches Museum Wien, Burgring 7, A-1014 Wien, AUSTRIA [E-mail: peter.sehnal@nhm-wien.ac.at]
- Ms. Lorraine Seymour, Department of Plant, Soil and Entomological Sciences, University of Idaho, PO Box 442339, Moscow, ID 83844-2339, USA [Tel: 208-885-5637; E-mail: seym6131@uidaho.edu]
- Dr. Hiroshi Shima, 2-11-1-406 Kusagae, Chuo-ku, Fukuoka, 810-0045, JAPAN [E-mail: shimarcb@kyudai.jp]
- Mr. Liekele E.N. Sijstermans, Poppelenburgerstraat 7, NL-4191 ZS Geldermalsen, THE NETHERLANDS [E-mail: liekele@wx.nl]
- Dr. Ana Maria M. Ávila Simões, Departamento de Ciências Agrárias, Secção da Protecção das Plantas, Terra-Chã, 9702 Angra, Terceira, PORTUGAL [Tel: 351 95 31111; Fax: 351 95 32605; E-mail: asimoes@angra.uac.pt]
- Dr. Mike Singer, Department of Biology, Wesleyan University, Hall-Atwater Labs, Rm.259, Middletown, Connecticut 06459, USA [Tel: 860-685-2548; E-mail: msinger@wesleyan.edu]
- Dr. Jeffrey Skevington, Invertebrate Biodiversity, Agriculture and Agri-Food Canada, 960 Carling Avenue, Agriculture and Agri-Food Canada, Ottawa, Ontario K1A 0C6, CANADA [Tel: 613-759-1647. Fax: 613-759-1927; E-mail: jeffrey.skevington@agr.gc.ca]
- Dr. Cecil L. Smith, Museum of Natural History, University of Georgia, Athens, Georgia 30602, USA [E-mail: clsmith@arches.uga.edu]
- Mr. Matthew Smith, 24 Allnatt Avenue, Winnersh, Berks RG41 5AU, UK; also Tachinid Recording Group, <http://tachinidae.org.uk/> [Tel: 0118 979 4313; E-mail: matt.smith@tachinidae.org.uk]
- Dr. John O. Stireman III, Assistant Professor, Department of Biological Sciences, 3640 Colonel Glenn Highway, 235A, BH, Wright State University, Dayton, Ohio 45435, USA [Tel: 937-775-3192; E-mail: john.stireman@wright.edu]
- Dr. John Strazanac, Plant and Soil Sci. / Entomology, West Virginia University, P.O. Box 6108, Morgantown, West Virginia 26506-6108, USA [Tel: 304-293-6023, ext. 4345; Fax: 304-293-2960; E-mail: jstrazan@wvu.edu]
- Dr. Xuekui Sun, 26 Courtney Cres, Richmond Hill, Ontario L4E 4B9, CANADA [Tel: 905-237-0240; E-mail: xuekuisun@hotmail.com]
- Dr. Takuji Tachi, The Hokkaido University Museum, Hokkaido University, N10 W8, Sapporo, 060-0810, JAPAN [Tel: +81-11-706-2653; Fax: +81-11-706-4029; E-mail: tachi@museum.hokudai.ac.jp]
- Dr. Ronaldo Toma, Museu de Zoologia, Universidade de São Paulo, Caixa Postal 42694, Cep 04299-970, São Paulo, SP, BRASIL [E-mail: rtkuna@hotmail.com]
- Dr. Hans-Peter Tschorsnig, Staatliches Museum für Naturkunde, Rosenstein 1, D-70191 Stuttgart, GERMANY [Tel: (0711) 8 93 60; Fax: 49 711 8936100; E-mail: tschorsnig.smns@naturkundemuseum-bw.de]
- Mr. Godard Tweehuysen, Librarian, Library Netherlands Entomological Society, Plantage Middenlaan 64, NL-1018 DH Amsterdam, THE NETHERLANDS [Tel: + 31(0)20 5256246; Fax: + 31(0)20 5256528; E-mail: biblionev@science.uva.nl]
- Dr. Jaromir Vanhara, Department of Zoology and Ecology, Faculty of Science, Masaryk University, Kotlářská 2, 611 37 Brno, CZECH REPUBLIC [Tel: 420 549 497 979; Fax: 420 541 211 214; E-mail: vanhara@sci.muni.cz]
- Dr. Philippe Vernon, UMR 6553, CNRS, Université de Rennes 1, Station Biologique, 35380, Paimpont, FRANCE [Tel: +33 (0)2.99.61.81.69; Fax: +33 (0)2.99.61.81.87; E-mail: philippe.vernon@univ-rennes1.fr]
- Dr. Thomas J. Walker, Department of Entomology & Nematology, University of Florida, Gainesville, Florida 32611-0620, USA [Tel: 904-392-1901; Fax: 904-392-0190; E-mail: tjw@gnv.ifas.ufl.edu]
- Dr. Robert A. Wharton, Department of Entomology, Texas A&M University, College Station, Texas 77843-2475, USA [Tel: 409-845-7972; Fax: 409-845-7977; E-mail: rawbaw2@tamu.edu]
- Dr. Terry A. Wheeler, Department of Natural Resource Sciences, McGill University, Macdonald Campus, Ste-Anne-de-Bellevue, Quebec H9X 3V9, CANADA [Tel: 514-398-7937; Fax: 514-398-7990; E-mail: terry.wheeler@mcgill.ca]
- Mr. Nik Wiman, Department of Entomology, Washington State University, Tree Fruit Research and Extension Center, 1100 N. Western Ave, Wenatchee, Washington 98801, USA [Tel: 509-663-8181, ext. 277; E-mail: nwiman@wsu.edu]
- Dr. D. Monty Wood, Invertebrate Biodiversity, Agriculture and Agri-Food Canada, 960 Carling Avenue Agriculture and Agri-Food Canada, Ottawa, Ontario K1A 0C6, CANADA [Tel: 613-996-1665; Fax: 613-947-5974; E-mail: mgwood@mac.com]
- Dr. Norman E. Woodley, Systematic Entomology Laboratory, SEA, U.S. Department of Agriculture, c/o U.S. National Museum NHB 168, Washington, D.C. 20560, USA [Tel: 202-382-1802; Fax: 202-786-9422; E-mail: norman.woodley@ars.usda.gov]
- Mr. Nigel Wyatt, Department of Entomology, Natural History Museum, Cromwell Road, London, SW7 5BD, UK [Tel: 071-938-9123; Fax: 071-938-8937; E-mail: npw@nhm.ac.uk]
- Dr. Erick Yabar L., P.O. Box 115, Cusco, PERU [E-mail: e\_yabar@yahoo.com]
- Dr. Stephen P. Yanoviak, Department of Biology, University of Arkansas at Little Rock, 2801 S. University Avenue, Little Rock, AR 72204-1099, USA [Tel: 501.569.8342; Fax: 501.569.3271; E-mail: spyanoviak@ualr.edu]
- Mr. Dekang You, No. 58 North Yellow River Street, Shenyang, 110034, P.R. CHINA [Tel: 0086 24 6800330]
- José Cola Zanuncio, Pró-Reitor de Planejamento e Orçamento, Universidade Federal de Viçosa, 36571-000 Viçosa - Minas Gerais, BRAZIL [Tel: OXX 31 3899 2140/1476; E-mail: zanuncio@ufv.br]
- Mr. Theo Zeegers, Eikenlaan 24, NL 3768 EV Soest, THE NETHERLANDS [Tel: + 35 5885858; E-mail: th.zeegers@xs4all.nl]
- Dr. Chuntian Zhang, Liaoning Key Laboratory of Evolution and Biodiversity, Shenyang Normal University, 253 North Huanghe Street, Shenyang 110034, P.R. CHINA [Tel: 86 (24) 86578950; Fax: 86 (24) 86579052; E-mail: zhangct2003@yahoo.com.cn]
- Dr. Joachim Ziegler, Humboldt-Universität zu Berlin, Museum für Naturkunde, Institut für Systematische Zoologie, Invalidenstrasse 43, 10115 Berlin, GERMANY [Tel: 049 / (0)30 / 2093-8509; E-mail: joachim.ziegler@museum.hu-berlin.de]
- Mr. Manuel A. Zumbado, Unidad de Atrópodos, Instituto Nacional de Biodiversidad (INBio), 22-3100, Santo Domingo, Heredia, COSTA RICA. [Tel: 506-507-8222; Fax: 506-507-8274; E-mail: mzumbado@inbio.ac.cr]