



TG/LYCIUM_BAR(proj.3)

ORIGINAL: English

DATE: 2023-05-19

INTERNATIONAL UNION FOR THE PROTECTION OF NEW VARIETIES OF PLANTS

Geneva

DRAFT**GOJI**

UPOV Code(s): LYCIU_BAR; LYCIU_CHI;
LYCIU_CYL; LYCIU_DAS; LYCIU_RUT;
LYCIU_TRU; LYCIU_YUN

Lycium barbarum L.;
Lycium chinense Mill.;
Lycium cylindricum Kuang & A. M. Lu;
Lycium dasystemum Pojark.;
Lycium ruthenicum Murray;
Lycium truncatum Y. C. Wang;
Lycium yunnanense Kuang & A. M. Lu

GUIDELINES**FOR THE CONDUCT OF TESTS****FOR DISTINCTNESS, UNIFORMITY AND STABILITY**

*prepared by experts from China
to be considered by the
Technical Working Party for Fruit Crops
at its fifty-fourth session, to be held in Nîmes, France,
from 2023-07-03 to 2023-07-07*

Disclaimer: this document does not represent UPOV policies or guidance

* These names were correct at the time of the introduction of these Test Guidelines but may be revised or updated. [Readers are advised to consult the UPOV Code, which can be found on the UPOV Website (www.upov.int), for the latest information.]

Alternative names:*

<i>Botanical name</i>	<i>English</i>	<i>French</i>	<i>German</i>	<i>Spanish</i>
<i>Lycium barbarum</i> L., <i>Lycium halimifolium</i> Mill., <i>Lycium vulgare</i> Dunal	Barbary matrimony- vine, Chinese boxthorn, Chinese wolfberry, Duke of Argyll's teaplant, Duke of Argyll's teatree, Himalayan goji, Tibetan goji, goji-berry, Matrimony-vine		Bocksdom	
<i>Lycium chinense</i> Mill.	Chinese Boxthorn, Chinese Matrimony- vine, Chinese Wolfberry, Duke of Argyle's Tea Tree, Wolfberry	Lyciet de Chine	Chinesischer Bocksdom	
<i>Lycium cylindricum</i> Kuang & A. M. Lu				
<i>Lycium dasystemum</i> Pojark.				
<i>Lycium ruthenicum</i> Murray				
<i>Lycium truncatum</i> Y. C. Wang				
<i>Lycium yunnanense</i> Kuang & A. M. Lu				

The purpose of these guidelines ("Test Guidelines") is to elaborate the principles contained in the General Introduction (document TG/1/3), and its associated TGP documents, into detailed practical guidance for the harmonized examination of distinctness, uniformity and stability (DUS) and, in particular, to identify appropriate characteristics for the examination of DUS and production of harmonized variety descriptions.

ASSOCIATED DOCUMENTS

These Test Guidelines should be read in conjunction with the General Introduction and its associated TGP documents.

* These names were correct at the time of the introduction of these Test Guidelines but may be revised or updated. [Readers are advised to consult the UPOV Code, which can be found on the UPOV Website (www.upov.int), for the latest information.]

TABLE OF CONTENTS	PAGE
1. SUBJECT OF THESE TEST GUIDELINES.....	4
2. MATERIAL REQUIRED.....	4
3. METHOD OF EXAMINATION.....	4
3.1 Number of Growing Cycles.....	4
3.2 Testing Place.....	4
3.3 Conditions for Conducting the Examination.....	5
3.4 Test Design.....	6
3.5 Additional Tests.....	6
4. ASSESSMENT OF DISTINCTNESS, UNIFORMITY AND STABILITY.....	6
4.1 Distinctness.....	6
4.2 Uniformity.....	7
4.3 Stability.....	7
5. GROUPING OF VARIETIES AND ORGANIZATION OF THE GROWING TRIAL.....	8
6. INTRODUCTION TO THE TABLE OF CHARACTERISTICS.....	8
6.1 Categories of Characteristics.....	8
6.2 States of Expression and Corresponding Notes.....	8
6.3 Types of Expression.....	8
6.4 Example Varieties.....	8
6.5 Legend.....	9
7. TABLE OF CHARACTERISTICS/TABLEAU DES CARACTÈRES/MERKMALSTABELLE/TABLA DE CARACTERES.....	10
8. EXPLANATIONS ON THE TABLE OF CHARACTERISTICS.....	18
8.1 Explanations covering several characteristics.....	18
8.2 Explanations for individual characteristics.....	19
9. LITERATURE.....	24
10 TECHNICAL QUESTIONNAIRE.....	25

1. Subject of these Test Guidelines

These Test Guidelines apply to all varieties of *Lycium barbarum* L., *Lycium chinense* Mill., *Lycium cylindricum* Kuang & A. M. Lu, *Lycium dasystemum* Pojark., *Lycium ruthenicum* Murray, *Lycium truncatum* Y. C. Wang and *Lycium yunnanense* Kuang & A. M. Lu.

2. Material Required

- 2.1 The competent authorities decide on the quantity and quality of the plant material required for testing the variety and when and where it is to be delivered. Applicants submitting material from a State other than that in which the testing takes place must ensure that all customs formalities and phytosanitary requirements are complied with.
- 2.2 The material is to be supplied in the form of rooted cuttings.
- 2.3 The minimum quantity of plant material, to be supplied by the applicant, should be:
vegetatively propagated varieties: 5 rooted plants.
- 2.4 The plant material supplied should be visibly healthy, not lacking in vigor, nor affected by any important pest or disease.
- 2.5 The plant material should not have undergone any treatment which would affect the expression of the characteristics of the variety, unless the competent authorities allow or request such treatment. If it has been treated, full details of the treatment must be given.

3. Method of Examination

3.1 *Number of Growing Cycles*

- 3.1.1 The minimum duration of tests should normally be two independent growing cycles.
- 3.1.2 The two independent growing cycles may be observed from a single planting, examined in two separate growing cycles.
- 3.1.3 In particular, it is essential that the plants produce a satisfactory crop of fruit in each of the two growing cycles.
- 3.1.4 The growing cycle is considered to be the duration of a single growing season, beginning with bud burst (flowering and/or vegetative), flowering and fruit harvest and concluding when the following dormant period ends with the swelling of new season buds.
- 3.1.5 The testing of a variety may be concluded when the competent authority can determine with certainty the outcome of the test.

3.2 *Testing Place*

Tests are normally conducted at one place. In the case of tests conducted at more than one place, guidance is provided in TGP/9 "Examining Distinctness".

3.3 *Conditions for Conducting the Examination*

The tests should be carried out under conditions ensuring satisfactory growth for the expression of the relevant characteristics of the variety and for the conduct of the examination.

3.4 *Test Design*

- 3.4.1 Each test should be designed to result in a total of at least 5 plants.
- 3.4.2 The design of the tests should be such that plants or parts of plants may be removed for measurement or counting without prejudice to the observations which must be made up to the end of the growing cycle.

3.5 *Additional Tests*

Additional tests, for examining relevant characteristics, may be established.

4. Assessment of Distinctness, Uniformity and Stability

4.1 *Distinctness*

4.1.1 General Recommendations

It is of particular importance for users of these Test Guidelines to consult the General Introduction prior to making decisions regarding distinctness. However, the following points are provided for elaboration or emphasis in these Test Guidelines.

4.1.2 Consistent Differences

The differences observed between varieties may be so clear that more than one growing cycle is not necessary. In addition, in some circumstances, the influence of the environment is not such that more than a single growing cycle is required to provide assurance that the differences observed between varieties are sufficiently consistent. One means of ensuring that a difference in a characteristic, observed in a growing trial, is sufficiently consistent is to examine the characteristic in at least two independent growing cycles.

4.1.3 Clear Differences

Determining whether a difference between two varieties is clear depends on many factors, and should consider, in particular, the type of expression of the characteristic being examined, i.e. whether it is expressed in a qualitative, quantitative, or pseudo-qualitative manner. Therefore, it is important that users of these Test Guidelines are familiar with the recommendations contained in the General Introduction prior to making decisions regarding distinctness.

4.1.4 Number of Plants or Parts of Plants to be Examined

Unless otherwise indicated, for the purposes of distinctness, all observations on single plants should be made on 5 plants or parts of plants taken from each of 5 plants and any other observations made on all plants in the test, disregarding any off-type plants.

In the case of observations of parts taken from single plants, the number of parts to be taken from each of the plants should be 2.

4.1.5 Method of Observation

The recommended method of observing the characteristic for the purposes of distinctness is indicated by the following key in the Table of Characteristics (see document TGP/9 "Examining Distinctness", Section 4 "Observation of characteristics"):

MG: single measurement of a group of plants or parts of plants

MS: measurement of a number of individual plants or parts of plants

VG: visual assessment by a single observation of a group of plants or parts of plants

VS: visual assessment by observation of individual plants or parts of plants

Type of observation: visual (V) or measurement (M)

"Visual" observation (V) is an observation made on the basis of the expert's judgment. For the purposes of this document, "visual" observation refers to the sensory observations of the experts and, therefore, also includes smell, taste and touch. Visual observation includes observations where the expert uses reference points (e.g. diagrams, example varieties, side-by-side comparison) or non-linear charts (e.g. color charts). Measurement (M) is an objective observation against a calibrated, linear scale e.g. using a ruler, weighing scales, colorimeter, dates, counts, etc.

Type of record: for a group of plants (G) or for single, individual plants (S)

For the purposes of distinctness, observations may be recorded as a single record for a group of plants or parts of plants (G), or may be recorded as records for a number of single, individual plants or parts of plants (S). In most cases, "G" provides a single record per variety and it is not possible or necessary to apply statistical methods in a plant-by-plant analysis for the assessment of distinctness.

In cases where more than one method of observing the characteristic is indicated in the Table of Characteristics (e.g. VG/MG), guidance on selecting an appropriate method is provided in document TGP/9, Section 4.2.

4.2 *Uniformity*

4.2.1 It is of particular importance for users of these Test Guidelines to consult the General Introduction prior to making decisions regarding uniformity. However, the following points are provided for elaboration or emphasis in these Test Guidelines:

4.2.2 These Test Guidelines have been developed for the examination of vegetatively propagated varieties. For varieties with other types of propagation, the recommendations in the General Introduction and document TGP/13 "Guidance for new types and species" Section 4.5 "Testing Uniformity" should be followed.

4.2.3 For the assessment of uniformity of vegetatively propagated varieties, a population standard of 1% and an acceptance probability of at least 95% should be applied. In the case of a sample size of 5 plants, no off-types are allowed.

4.3 *Stability*

4.3.1 In practice, it is not usual to perform tests of stability that produce results as certain as those of the testing of distinctness and uniformity. However, experience has demonstrated that, for many types of variety, when a variety has been shown to be uniform, it can also be considered to be stable.

4.3.2 Where appropriate, or in cases of doubt, stability may be further examined by testing a new plant stock to ensure that it exhibits the same characteristics as those shown by the initial material supplied.

5. Grouping of Varieties and Organization of the Growing Trial

5.1 The selection of varieties of common knowledge to be grown in the trial with the candidate varieties and the way in which these varieties are divided into groups to facilitate the assessment of distinctness are aided by the use of grouping characteristics.

5.2 Grouping characteristics are those in which the documented states of expression, even where produced at different locations, can be used, either individually or in combination with other such characteristics: (a) to select varieties of common knowledge that can be excluded from the growing trial used for examination of distinctness; and (b) to organize the growing trial so that similar varieties are grouped together.

5.3 The following have been agreed as useful grouping characteristics:

- (a) Leaf: shape (characteristic 12)
- (b) Fruit: shape in lateral view (characteristic 22)
- (c) Fruit: color (characteristic 23)

5.4 Guidance for the use of grouping characteristics, in the process of examining distinctness, is provided through the General Introduction and document TGP/9 "Examining Distinctness".

6. Introduction to the Table of Characteristics

6.1 *Categories of Characteristics*

6.1.1 Standard Test Guidelines Characteristics

Standard Test Guidelines characteristics are those which are approved by UPOV for examination of DUS and from which members of the Union can select those suitable for their particular circumstances.

6.1.2 Asterisked Characteristics

Asterisked characteristics (denoted by *) are those included in the Test Guidelines which are important for the international harmonization of variety descriptions and should always be examined for DUS and included in the variety description by all members of the Union, except when the state of expression of a preceding characteristic or regional environmental conditions render this inappropriate.

6.2 States of Expression and Corresponding Notes

6.2.1 States of expression are given for each characteristic to define the characteristic and to harmonize descriptions. Each state of expression is allocated a corresponding numerical note for ease of recording of data and for the production and exchange of the description.

6.2.2 All relevant states of expression are presented in the characteristic.

6.2.3 Further explanation of the presentation of states of expression and notes is provided in document TGP/7 "Development of Test Guidelines".

6.3 Types of Expression

An explanation of the types of expression of characteristics (qualitative, quantitative and pseudo-qualitative) is provided in the General Introduction.

6.4 Example Varieties

Where appropriate, example varieties are provided to clarify the states of expression of each characteristic.

6.5 Legend

English		français		deutsch		español		Example Varieties Exemples Beispielssorten Variedades ejemplo	Note/ Nota
1	2	3	4	5	6	7			
Name of characteristics in English		Nom du caractère en français		Name des Merkmals auf Deutsch		Nombre del carácter en español			
states of expression		types d'expression		Ausprägungsstufen		tipos de expresión			

- | | | | |
|---|---|---|---------------------|
| 1 | Characteristic number | | |
| 2 | (*) | Asterisked characteristic | – see Chapter 6.1.2 |
| 3 | Type of expression | | |
| | QL | Qualitative characteristic | – see Chapter 6.3 |
| | QN | Quantitative characteristic | – see Chapter 6.3 |
| | PQ | Pseudo-qualitative characteristic | – see Chapter 6.3 |
| 4 | Method of observation (and type of plot, if applicable) | | |
| | MG, MS, VG, VS | | – see Chapter 4.1.5 |
| 5 | (+) | See Explanations on the Table of Characteristics in Chapter 8.2 | |
| 6 | (a)-(e) | See Explanations on the Table of Characteristics in Chapter 8.1 | |
| 7 | Not applicable | | |

7. Table of Characteristics/Tableau des caractères/Merkmalstabelle/Tabla de caracteres

	English		français		deutsch	español	Example Varieties Exemples Beispielssorten Variedades ejemplo	Note/ Nota
1. (*)	PQ	VG	(+)	(a)				
	Plant: growth habit							
	upright							1
	upright to spreading							2
	spreading							3
2.	QN	VG	(+)	(a)				
	Plant: number of basal shoots							
	few							1
	medium							2
	many							3
3. (*)	QN	MG/VG	(+)					
	Current-year shoot: length							
	very short							1
	short							2
	medium					Ningqi 5 Hao, Ningqi 7 Hao		3
	long							4
	very long					Keqi 6081		5
4. (*)	QN	MG/VG		(b)				
	Current-year shoot: length of internode							
	very short					Jin mo zhu		1
	short							2
	medium					Ningnongqi 9 Hao		3
	long							4
	very long					Ningqi 7 Hao		5
5. (*)	QN	VG	(+)	(b)				
	Current-year shoot: density of fruits							
	very sparse							1
	sparse							2
	medium							3
	dense							4
	very dense							5

	English	français	deutsch	español	Example Varieties Exemples Beispielssorten Variedades ejemplo	Note/ Nota
6.	(*)	QL	VG	(b)		
		Current-year shoot: presence of spines				
		absent				1
		present				9
7.		QN	MG/VG	(b)		
		Only for varieties with present spines: Current-year shoot: length of spines				
		short			Ningqi 8 Hao	1
		medium				2
		long			Ningqi 7 Hao	3
8.		PQ	VG	(+)		
		Bark: color				
		yellow brown			Ningqi 7 Hao	1
		light brown			Ningqi 5 Hao	2
		dark brown			Ningqi 1 Hao	3
		grey brown			Ningnongqi 9 Hao	4
9.		QN	MG/VG	(+)		
		One-year-old shoot: thickness				
		thin				1
		medium			Ningqi 1 Hao	2
		thick			Mengqi 1 Hao	3
10.	(*)	QN	MG/VG	(+)	(c)	
		Leaf: length				
		very short			Ningqi 5 Hao	1
		short				2
		medium			Ningnongqi 6 Hao, Ningnongqi 7 Hao	3
		long			Ningqi 2 Hao	4
		very long				5

	English		français		deutsch	español	Example Varieties Exemples Beispielssorten Variedades ejemplo	Note/ Nota
11. (*)	QN	MG/VG	(+)	(c)				
	Leaf: width							
	very narrow						Jin mo zhu	1
	narrow							2
	medium						Ningnongqi 7 Hao, Ningnongqi 8 Hao	3
	broad						Keqi 6082	4
	very broad							5
12. (*)	PQ	VG	(+)	(c)				
	Leaf: shape							
	linear							1
	lanceolate						Ningqi 7 Hao	2
	ovate							3
13	QN	MG/VG		(c)				
	Leaf: ratio length/width							
	very low						Jin mo zhu	1
	low							2
	medium						Ningqi 7 Hao	3
	high						Ningqi 6 Hao	4
	very high						Ningqicai 1 Hao	5
14.	PQ	VG		(c)				
	Leaf: color on upper side							
	light green						Mengqi 1 Hao	1
	medium green						Ningqi 1 Hao	2
	dark green						Ningqicai 1 Hao	3
	yellow green							4
15.	PQ	VG	(+)	(c)				
	Leaf: shape of apex							
	narrow acute						Ningqi 5 Hao	1
	medium acute						Ningqi 1 Hao	2
	obtuse						Ningqi 7 Hao	3
	rounded							4

	English	français	deutsch	español	Example Varieties Exemples Beispielssorten Variedades ejemplo	Note/ Nota
16.	QN	MG/VG	(+)	(d)		
	Corolla: diameter					
	small					1
	medium				Ningnongqi 5 Hao	2
	large				Ningnongqi 2 Hao	3
17.	QL	VG		(d)		
	Corolla: color of lobe					
	white				Ningnongqi 6 Hao	1
	purple				Ningqicai 1 Hao	2
18.	QN	MG/VG	(+)	(d)		
	Corolla: length of tube					
	short				Ningqi 7 Hao	1
	medium					2
	long				Keqi 6082	3
19.	QL	VG	(+)	(e)		
	Calyx: attachment					
	mostly erect					1
	equally erect and semi-erect					2
	mostly semi-erect					3
20. (*)	QN	MG/VG	(+)	(e)		
	Fruit: length					
	very short				Ningqicai 1 Hao	1
	short					2
	medium				Ningnongqi 1 Hao	3
	long					4
	very long				Ningnongqi 7 Hao	5
21. (*)	QN	MG/VG	(+)	(e)		
	Fruit: width					
	narrow				Ningqi 9 Hao	1
	medium					2
	broad				Ningqicai 1 Hao	3

	English		français		deutsch	español	Example Varieties Exemples Beispielssorten Variedades ejemplo	Note/ Nota
22. (*)	PQ	VG	(+)	(e)				
	Fruit: shape in lateral view							
	ovate							1
	oblate							2
	circular							3
	rhombic							4
	elliptic							5
	obovate							6
23. (*)	PQ	VG		(e)				
	Fruit: color							
	white							1
	yellow							2
	yellow orange							3
	orange							4
	orange red							5
	red							6
	purple red						Qixin 3 Hao	7
	dark purple							8
24.	QN	VG	(+)	(e)				
	Fruit: length of stalk							
	short						Ningnongqi 8 Hao	1
	medium							2
	long						Ningqi 6 Hao	3
25.	PQ	VG		(e)				
	Fruit: color of stalk (including calyx)							
	only green							1
	only bluish green							2
	green & purple							3
	only blue							4
26. (*)	QN	MG/VG						
	Time of beginning of first fruit maturity							
	early							1
	medium						Ningqi 1 Hao	2
	late							3

8. Explanations on the Table of Characteristics

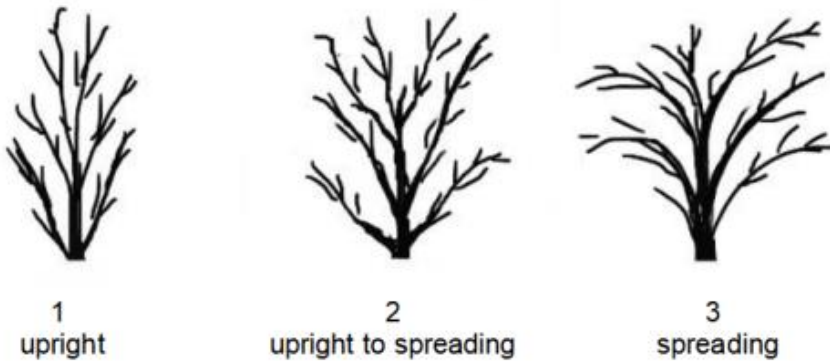
8.1 *Explanations covering several characteristics*

Characteristics containing the following key in the Table of Characteristics should be examined as indicated below:

- (a) Observations should be made on dormant plants.
- (b) Observations should be made on the middle third of a current-year's fruiting shoot, when the fruits have ripened in summer.
- (c) Observations should be made on the fully developed leaves taken from the middle third of a current-year's fruiting shoot.
- (d) Observations should be made on the fully ripened fruits taken from the middle third of a current-year's fruiting shoot
- (e) Observations should be made on the fully ripened fruits taken from the middle third of a current-year's fruiting shoot.

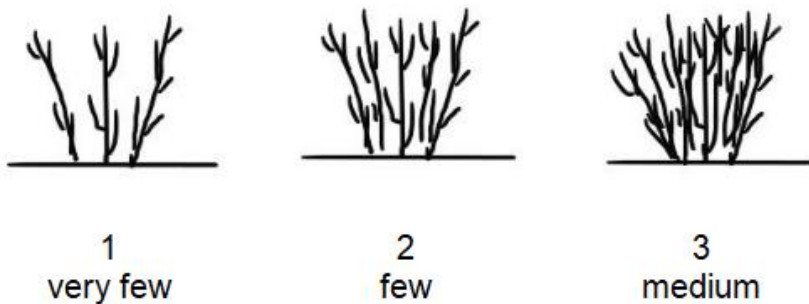
8.2 *Explanations for individual characteristics*

Ad. 1: Plant: growth habit



Observations should be made on the main branches, excluding the fruiting shoots.

Ad. 2: Plant: number of basal shoots



Ad. 3: Current-year shoot: length

Observations should be made on the current-year fruiting shoot, when the fruits have ripened in summer.

Ad. 5: Current-year shoot: density of fruits



1
very sparse



2
sparse



3
medium



4
dense



5
very dense

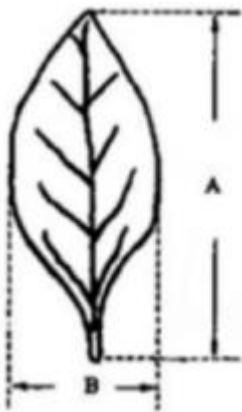
Ad. 8: Bark: color

Observations should be made at the middle third of three-year-old shoot in the dormant period.

Ad. 9: One-year-old shoot: thickness

Observations should be made at the middle third of one-year-old shoot in the dormant period.

Ad. 10: Leaf: length



A=Leaf: length
B=Leaf: width

Ad. 11: Leaf: width

See Ad. 10.

Ad. 12: Leaf: shape



1
linear

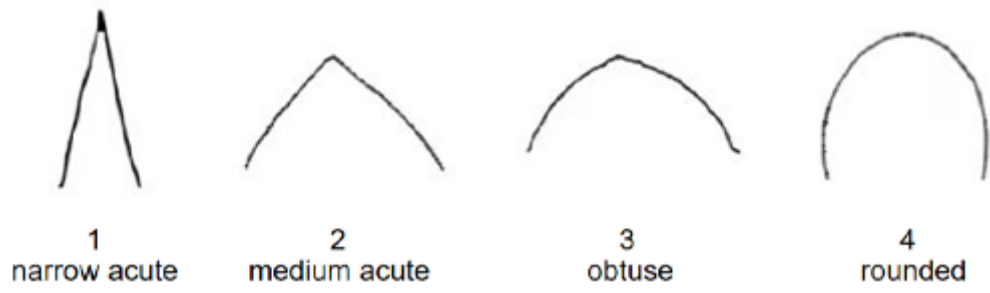


2
lanceolate

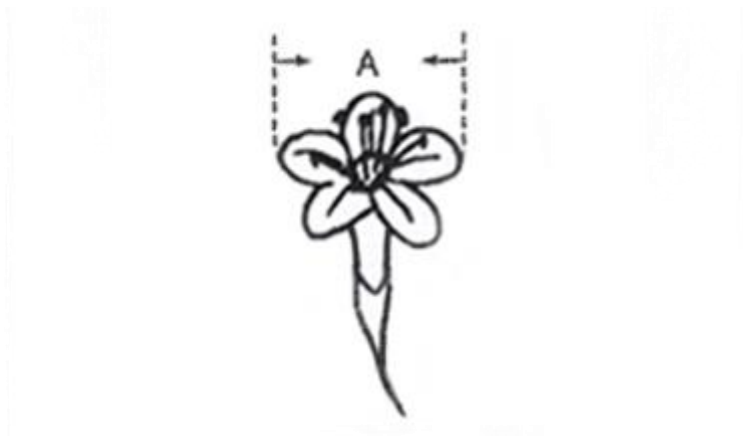


3
ovate

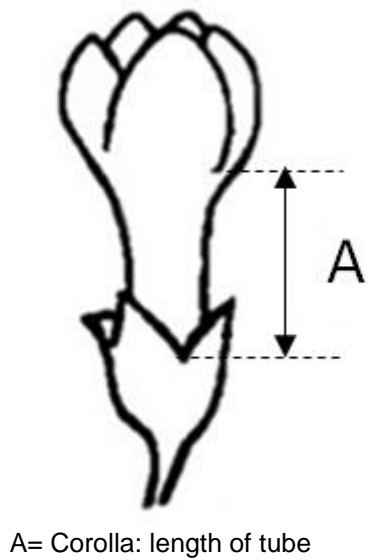
Ad. 15: Leaf: shape of apex



Ad. 16: Corolla: diameter



Ad. 18: Corolla: length of tube



Ad. 19: Calyx: attachment



erect



semi-erect



1
mostly erect

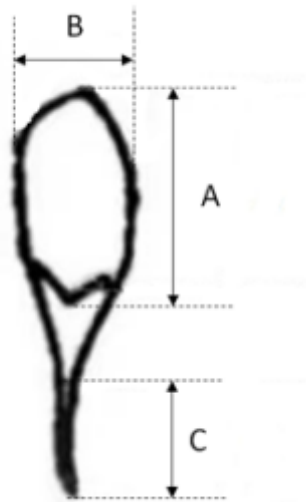


2
equally erect and semi-erect



3
mostly semi-erect

Ad. 20: Fruit: length









A=Fruit: length
B=Fruit: width
C=Fruit: length of stalk

Ad. 21: Fruit: width

See Ad. 20.

Ad. 22: Fruit: shape in lateral view

		← broadest part →	
		(below middle)	(at middle)
broad (low) ← width (ratio length/width) → narrow (high)		 5 elliptic	 6 obovate
	 1 ovate	  3 4 circular rhombic	
		 2 oblate	

Ad. 24: Fruit: length of stalk

See Ad. 20.

9. Literature

Zhi-gang S., Hui-ying D., Huiqin M., 2012: Description specification and data standard of germplasm resources for *Lycium* L. China forestry publishing house. Beijing, CN

10. Technical Questionnaire

TECHNICAL QUESTIONNAIRE	Page {x} of {y}	Reference Number:
-------------------------	-----------------	-------------------

	Application date: (not to be filled in by the applicant)
--	---

TECHNICAL QUESTIONNAIRE
to be completed in connection with an application for plant breeders' rights

1. Subject of the Technical Questionnaire	
1.1.1 Botanical name	<input type="text" value="Lycium barbarum L."/> []
1.1.2 Common name	<input type="text" value="Barbary matrimony-vine, Chinese boxthorn, Chinese wolfberry, Duke of Argyll's teaplant, Duke of Argyll's teatree, Himalayan goji, Tibetan goji, goji-berry, Matrimony-vine"/>
1.2.1 Botanical name	<input type="text" value="Lycium chinense Mill."/> []
1.2.2 Common name	<input type="text" value="Chinese Boxthorn, Chinese Matrimony-vine, Chinese Wolfberry, Duke of Argyle's Tea Tree, Wolfberry"/>
1.3.1 Botanical name	<input type="text" value="Lycium cylindricum Kuang & A. M. Lu"/> []
1.3.2 Common name	<input type="text"/>
1.4.1 Botanical name	<input type="text" value="Lycium dasystemum Pojark."/> []
1.4.2 Common name	<input type="text"/>
1.5.1 Botanical name	<input type="text" value="Lycium ruthenicum Murray"/> []
1.5.2 Common name	<input type="text"/>
1.6.1 Botanical name	<input type="text" value="Lycium truncatum Y. C. Wang"/> []
1.6.2 Common name	<input type="text"/>
1.7.1 Botanical name	<input type="text" value="Lycium yunnanense Kuang & A. M. Lu"/> []
1.7.2 Common name	<input type="text"/>

TECHNICAL QUESTIONNAIRE	Page {x} of {y}	Reference Number:
-------------------------	-----------------	-------------------

2.	Applicant	
	Name	<input type="text"/>
	Address	<input type="text"/>
	Telephone No.	<input type="text"/>
	Fax No.	<input type="text"/>
	E-mail address	<input type="text"/>
	Breeder (if different from applicant)	<input type="text"/>
3.	Proposed denomination and breeder's reference	
	Proposed denomination (if available)	<input type="text"/>
	Breeder's reference	<input type="text"/>

#4. Information on the breeding scheme and propagation of the variety

4.1 Breeding scheme

Variety resulting from:

4.1.1 Crossing

(a) controlled cross []
(please state parent variety)
(.....) x (.....)
female parent male parent

(b) partially known cross []
(please state known parent variety(ies))
(.....) x (.....)
female parent male parent

(c) unknown cross []

4.1.2 Mutation []
(please state parent variety)

4.1.3 Discovery and development []
(please state where and when discovered and how developed)

4.1.4 Other []
(Please provide details)

Authorities may allow certain of this information to be provided in a confidential section of the Technical Questionnaire.

TECHNICAL QUESTIONNAIRE	Page {x} of {y}	Reference Number:
-------------------------	-----------------	-------------------

4.2	Method of propagating the variety	
4.2.1	Vegetative propagation	
(a)	Cuttings	[]
(b)	Other (state method)	[]
	<input type="text"/>	
4.2.2	Other (Please provide details)	[]
	<input type="text"/>	

TECHNICAL QUESTIONNAIRE	Page {x} of {y}	Reference Number:
-------------------------	-----------------	-------------------

5. Characteristics of the variety to be indicated (the number in brackets refers to the corresponding characteristic in Test Guidelines; please mark the note which best corresponds).

Characteristics	Example Varieties	Note
5.1 Plant: growth habit (1)		
upright		1 []
upright to spreading		2 []
spreading		3 []
5.2 Current-year shoot: length (3)		
very short		1 []
short		2 []
medium	Ningqi 5 Hao, Ningqi 7 Hao	3 []
long		4 []
very long	Keqi 6081	5 []
5.3 Current-year shoot: length of internode (4)		
very short	Jin mo zhu	1 []
short		2 []
medium	Ningnongqi 9 Hao	3 []
long		4 []
very long	Ningqi 7 Hao	5 []
5.4 Current-year shoot: density of fruits (5)		
very sparse		1 []
sparse		2 []
medium		3 []
dense		4 []
very dense		5 []
5.5 Current-year shoot: presence of spines (6)		
absent		1 []
present		9 []

Characteristics	Example Varieties	Note
5.6 Leaf: length (10)		
very short	Ningqi 5 Hao	1 []
short		2 []
medium	Ningnongqi 6 Hao, Ningnongqi 7 Hao	3 []
long	Ningqi 2 Hao	4 []
very long		5 []
5.7 Leaf: width (11)		
very narrow	Jin mo zhu	1 []
narrow		2 []
medium	Ningnongqi 7 Hao, Ningnongqi 8 Hao	3 []
broad	Keqi 6082	4 []
very broad		5 []
5.8 Leaf: shape (12)		
linear		1 []
lanceolate	Ningqi 7 Hao	2 []
ovate		3 []
5.9 Fruit: length (20)		
very short	Ningqicai 1 Hao	1 []
short		2 []
medium	Ningnongqi 1 Hao	3 []
long		4 []
very long	Ningnongqi 7 Hao	5 []
5.10 Fruit: width (21)		
narrow	Ningqi 9 Hao	1 []
medium		2 []
broad	Ningqicai 1 Hao	3 []
5.11 Fruit: shape in lateral view (22)		
ovate		1 []
oblate		2 []
circular		3 []
rhombic		4 []
elliptic		5 []
obovate		6 []

Characteristics	Example Varieties	Note
5.12 Fruit: color (23)		
white		1 []
yellow		2 []
yellow orange		3 []
orange		4 []
orange red		5 []
red		6 []
purple red	Qixin 3 Hao	7 []
dark purple		8 []
5.13 Time of beginning of first fruit maturity (26)		
early		1 []
medium	Ningqi 1 Hao	2 []
late		3 []
5.14 Fruit: color		
white		1 []
red		2 []
yellow		3 []
purple		4 []

TECHNICAL QUESTIONNAIRE	Page {x} of {y}	Reference Number:
-------------------------	-----------------	-------------------

6. Similar varieties and differences from these varieties

Please use the following table and box for comments to provide information on how your candidate variety differs from the variety (or varieties) which, to the best of your knowledge, is (or are) most similar. This information may help the examination authority to conduct its examination of distinctness in a more efficient way.

Denomination(s) of variety(ies) similar to your candidate variety	Characteristic(s) in which your candidate variety differs from the similar variety(ies)	Describe the expression of the characteristic(s) for the similar variety(ies)	Describe the expression of the characteristic(s) for your candidate variety
<i>Example</i>	<i>current-year shoot: presence of spines</i>	<i>present</i>	<i>absent</i>

--

--

Comments:

--

TECHNICAL QUESTIONNAIRE	Page {x} of {y}	Reference Number:
-------------------------	-----------------	-------------------

#7. Additional information which may help in the examination of the variety

7.1 In addition to the information provided in sections 5 and 6, are there any additional characteristics which may help to distinguish the variety?

Yes No

(If yes, please provide details)

7.2 Are there any special conditions for growing the variety or conducting the examination?

Yes No

(If yes, please provide details)

7.3 Other information

A representative color photograph of the variety displaying its main distinguishing feature(s), should accompany the Technical Questionnaire. The photograph will provide a visual illustration of the candidate variety which supplements the information provided in the Technical Questionnaire.

The key points to consider when taking a photograph of the candidate variety are:

- Indication of the date and geographic location
- Correct labeling (breeder's reference)
- Good quality printed photograph (minimum 10 cm x 15 cm) and/or sufficient resolution electronic format version (minimum 960 x 1280 pixels)

Further guidance on providing photographs with the Technical Questionnaire is available in document TGP/7 "Development of Test Guidelines", Guidance Note 35 (<http://www.upov.int/tgp/en/>).

[The link provided may be deleted by members of the Union when developing authorities' own test guidelines.]

TECHNICAL QUESTIONNAIRE	Page {x} of {y}	Reference Number:
-------------------------	-----------------	-------------------

8. Authorization for release

(a) Does the variety require prior authorization for release under legislation concerning the protection of the environment, human and animal health?

Yes [] No []

(b) Has such authorization been obtained?

Yes [] No []

If the answer to (b) is yes, please attach a copy of the authorization.

9. Information on plant material to be examined or submitted for examination

9.1 The expression of a characteristic or several characteristics of a variety may be affected by factors, such as pests and disease, chemical treatment (e.g. growth retardants or pesticides), effects of tissue culture, different rootstocks, scions taken from different growth phases of a tree, etc.

9.2 The plant material should not have undergone any treatment which would affect the expression of the characteristics of the variety, unless the competent authorities allow or request such treatment. If the plant material has undergone such treatment, full details of the treatment must be given. In this respect, please indicate below, to the best of your knowledge, if the plant material to be examined has been subjected to:

(a) Microorganisms (e.g. virus, bacteria, phytoplasma)	Yes []	No []
(b) Chemical treatment (e.g. growth retardant, pesticide)	Yes []	No []
(c) Tissue culture	Yes []	No []
(d) Other factors	Yes []	No []

Please provide details for where you have indicated "yes".

.....

10. I hereby declare that, to the best of my knowledge, the information provided in this form is correct:

Applicant's name

Signature Date

[End of document]