



BIKE COMPUTERS
LIGHTING SYSTEMS
WEARABLES

PRODUCT CATALOG 2021/22

 **SIGMA**®



In 1982, the German electronics pioneer Klaus-Peter Schendel launched the first-ever digital bike computer: the Cyclecoach. Almost 40 years later, SIGMA continues to offer cyclists ground breaking products like its GPS bike computers, smartphone apps and lighting.

The introduction of a new brand logo in early 2021 signalled the beginning of a number of activities aimed at strengthening the company's future position and actively helping to design the mobility revolution. Proof of this are the three new GPS bike computers launched from the ROX family this year and the "EOX VIEW 1300" e-bike display is now available from dealers.

This is just the beginning; Starting autumn 2021, new lighting systems will ensure more safety and visibility on and off the street and the new SIGMA ORIGINALS will reenergize the bike computer market.

Partner with us in outfitting your customer's bikes with our ground breaking technology. Let's enjoy the ride together!

Your SIGMA team



CONTENTS

2 COMPANY

- 4 New products
- 6 Service
- 7 Online Support
- 8 Quality assurance
- 9 POS Material

10 BIKE COMPUTERS

- 12 PURE 1 / ATS
- 13 SIGMA ORIGINALS
- 20 ORIGINALS & PURE 1/ATS function overview
- 22 ROX
- 32 ROX function overview

34 LIGHTING SYSTEMS

- 36 Bicycle lights
- 38 Front lights AURA Series
- 46 Power lights BUSTER Series
- 58 Rear lights
- 66 Sport lights
- 67 Lighting systems Function overview

68 EOX® E-Bike Series

- 70 EOX® VIEW 1300

72 WEARABLES

- 73 Heart rate monitor PC 15.11
- 74 iD.SERIES
- 78 Wearables functional overview

80 POCKET TOOLS

- 80 POCKET TOOL SMALL, MEDIUM, LARGE

82 DATA WORLD

- 84 SIGMA RIDE
- 86 SIGMA EOX®
- 88 SIGMA LINK
- 90 DATA CENTER

92 ACCESSORIES

- 92 Accessories SIGMA Originals
- 93 Accessories Bike Computer
- 94 Accessories ROX
- 95 Accessories Lighting Systems
- 96 Accessories EOX®
- 97 Accessories Wearables

NEW PRODUCTS 2021

SIGMA ORIGINALS

Page 13



AURA 100 / BLAZE LINK SET

Page 44



ROX SERIES

Page 22



BUSTER SERIES

Page 46



EOX VIEW 1300

Page 70





A TRADITION OF SERVICE EXCELLENCE

“We are passionate about customer satisfaction”



Consistent and goal-oriented: SIGMA is applying the knowledge it has gained over almost 40 years of research and development not only to its products, but also to customer service. A passion for sport and mobility, feedback from professional athletes, and proactive cooperation with distributors and customers is our highest priority.

Proven diligence and a consistently friendly, professional approach to customer service requests are part of our core values and guarantee our continued success. These are the very values that our customer service embodies every day.

Our customer service consists of a young, dedicated team based in Neustadt an der Weinstraße, Germany that processes customer queries from a number of countries around the world.

Many of our service team staff have combined their hobby with their career and spend many hours each week outdoors biking and running. Our passion and knowledge of sports and technology enables us to offer you expert level service.

Great service also means that we are prepared for as many questions as possible and always ready to listen to our cyclists and dealers. Our service hotline is available during open hours, and we will be happy to help you with whatever questions you may have:

Hotline: +49 (0) 6321 9120 118
Monday-Thursday 8 AM to 4 PM
Friday from 8 AM to 2 PM

You can, of course, write us an e-mail at any time:

service@sigmasport.com



Dennis Glas, Customer Service Team Leader
“We always aim to support every SIGMA user and our dealer to the best of our ability each and every day – we are passionate about customer satisfaction!”
dennis.glas@sigmasport.com

ONLINE SUPPORT

To us, „excellent service“ means being prepared to answer any question that a customer may have as well as designing our devices to be as user-friendly as possible. The SIGMA homepage provides a link to a „Frequently Asked Questions“ section for almost every product. You can find comprehensive video footage covering installation and operation on our YouTube channel.



bit.ly/3jrzL10

WE ARE HAPPY TO RECEIVE FEEDBACK ON OUR SOCIAL MEDIA CHANNELS SUCH AS FACEBOOK, YOUTUBE AND INSTAGRAM.



QUALITY ASSURANCE TO MEET EXTREMELY HIGH STANDARDS

We hold our products to high standards. In order to claim the leading market position for bike computers and lighting systems, SIGMA SPORT puts its own devices to the test. SIGMA product managers test their prototypes in the course of extended tours in the Palatinate Forest.

But we don't just rely on the experience of our employee; we also ask our customers for their opinion as early as the development phase. Voluntary product testers work with our user experience team to subject the prototypes to a practical reality check. Thanks to their helpful feedback, which is directly made use of in the further development of products, they help us to make our products even more user-friendly.

But a few trips through the woods are not enough to take our products to their limits. A vibration machine takes the stress test to the maximum. The impacts normally withstood over the course of an entire year are simulated within one hour. The lifetime of bike computers or lights is also tested for regular use under extreme conditions.

Extreme conditions are also adjusted in the climatic chamber. In addition to cold, heat and moisture, all of our products are subjected to simulated changes in weather conditions. While it goes without saying that all of our products are also tested for their functions, aesthetic appearances and power consumption, it is worth mentioning that our lights undergo additional testing for illumination and run time.

Mass production only begins once all the tests have been passed. Before the goods are packaged by hand and sent to customers all over the world, quality assurance employees test random samples from each production batch.



SALES TOOLS FOR POINT OF SALE PROMOTION



SALES CHARTS

The laminated sales charts are a great sales tools that be fixed easily to the store shelf with the integrated chain. Providing customers with a quick overview of the many SIGMA models. Just let your your sales representative know that you need them.

AURA HANGTAGS

These point of sale hangtags are a great way to promote SIGMA front lights – compliant with German road traffic regulations (StVZO). The easy to follow icons will help your customers quickly and clearly identify the most important light features. Order our hangtags at no additional cost and let them increase your lights sales!

UFSB

The Universal Fast Setting Box (UFSB) enables you to set you customer data (age, body size, weight, bike size, etc.) in a matter of minutes and then transfer it to the bike computer wirelessly or via a cable.

The box can also simulate various computer situations, so it can be used to display the SIGMA bike computer graphically in a sales presentation.

The fifth-generation UFSB can be used to adjust and test the following models: SIGMA ORIGINALS, TOPLINE 2016 and 2012, and VDO series 2021.



BIKE COMPUTERS



FUNCTIONS:

- Current speed
- Distance
- Total distance
- Ride time
- Total ride time

FEATURES:

- Automatic start / stop*
- Watertight in accordance with IPX8
- Tool-free mounting
- UFSB-compatible

*PURE 1 ATS: 2 hours in stand-by mode.

PURE 1 / ATS

Finally, an easy to use computer that does not look like a toy! The PURE 1 not only looks great, but it is easy to read and even easier to use. The extra large display shows the 3 most important cycling functions (speed, trip distance, trip time) at the same time. Press the button once to see total value.



Item no. 03100

PURE 1 contents:

Bike computer (incl. battery), bracket for cable models, magnet, mounting material, operating instructions

Item no. 03102

PURE 1 ATS contents:

Bike computer (incl. battery), bracket for wireless models, ATS speed transmitter (incl. battery), magnet, mounting material, operating instructions

SIGMA ORIGINALS

From the compact BC 5.0 for the occasional cyclist to the BC 14.0 for the ambitious rider, the easy-to-install SIGMA Originals have the right bike computer for anyone. Long rides are no problem thanks to the extended battery life.



ACCESSORIES

PURE 1			
00201 CABLE KIT 2032 (90 CM)		00207 CABLE BRACKET 2032 (90 CM)	
00537 MAGNET		00342 LITHIUM BATTERY CR 2032 Individual	
00210 CABLE BRACKET 2032 (150 CM)		00349 LITHIUM BATTERY CR 2032 10 per blister	
PURE 1 ATS			
00160 ATS SPEED TRANSMITTER		00203 ATS TRANSMITTER KIT	
00208 ATS HANDLEBAR BRACKET 2032		00342 LITHIUM BATTERY CR 2032 Individual	
		00538 POWER MAGNET	
		00349 LITHIUM BATTERY CR 2032 10 per blister	





BC 5.0 WR / WL

Both the wired (WR) version and the wireless (WL) version of the BC 5.0 offer the five most important functions in a very small space. Despite the compact format, the bike computer's display is large and therefore easy to read with multiple functions displayed as symbols or icons. The large button makes switching among the data quick and easy, even while riding.

FUNCTIONS:

- Current Speed
- Distance
- Total Distance
- Ride Time
- Clock (12/24h)

FEATURES:

- Displays functions using icons
- Predefined tire sizes
- Ride Time up to 100 h
- Adjustable scan mode
- Automatic start/stop
- Watertight in accordance with IPX8
- UFSB-compatible



Item no. 05210

BC 5.0 WR contents:

Bike computer (incl. battery), bracket for cable models, magnet, mounting material, operating instructions

Item no. 05211

BC 5.0 WL contents:

Bike computer (incl. battery), bracket for wireless models, ATS speed transmitter (incl. battery), magnet, mounting material, operating instructions

ACCESSORIES

BC 5.0 WR

00530 CABLE BRACKET 2032 (90 cm)		00532 CABLE BRACKET 2032 (150 cm)		00536 CABLE KIT 2032 (90 cm)		00537 MAGNET	
00342 LITHIUM BATTERY CR 2032 Individual		00349 LITHIUM BATTERY CR 2032 10 per blister					

BC 5.0 WL

00534 ATS HANDLEBAR BRACKET 2032		00538 POWER MAGNET		00540 ATS SPEED TRANSMITTER		00543 ATS BIKE 2 KIT 2032	
00342 LITHIUM BATTERY CR 2032 Individual		00349 LITHIUM BATTERY CR 2032 10 per blister					



FUNCTIONS:

- Current speed
- Average speed
- Comparison of cur./avg. speed
- Distance
- Total distance
- Ride time
- Total ride time
- Clock (12/24h)

FEATURES:

- Full text display with seven available languages
- Predefined tire sizes
- Automatic start/stop
- Watertight in accordance with IPX8
- UFSB-compatible
- Service interval adjustable via UFSB

BC 8.0 WR / WL

The BC 8.0 is a low-cost starter model available in both a wired version (WR) and a wireless ATS version. For cyclists who want the basic functions plus total ride time and average speed displayed on a large display, this model is the ideal companion.



Item no. 08210

BC 8.0 WR contents:
Bike computer (incl. battery), bracket for cable models, magnet, mounting material, operating instructions



Item no. 08211

BC 8.0 WL contents:
Bike computer (incl. battery), bracket for wireless models, ATS speed transmitter (incl. battery), magnet, mounting material, operating instructions

BC 10.0 WR / WL

With ten functions, the BC 10.0 measures the maximum speed and is therefore an invaluable companion for everyone who likes to occasionally live life in the fast lane. The temperature display is a bonus feature! The BC 10.0 is available as a wireless (WL) or wired (WR) bicycle speedometer.



Item no. 10210

BC 10.0 WR contents:
Bike computer (incl. battery), bracket for cable models, magnet, mounting material, operating instructions



Item no. 10211

BC 10.0 WL contents:
Bike computer (incl. battery), bracket for wireless models, ATS speed transmitter (incl. battery), magnet, mounting material, operating instructions

FUNCTIONS:

- Current speed
- Average speed
- Comparison of cur./avg. speed
- Maximum speed
- Distance
- Total distance
- Ride time
- Total ride time
- Clock (12/24h)
- Current temperature

FEATURES:

- Full text display with seven available languages
- Predefined tire sizes
- Automatic start/stop
- Data retention when batteries are replaced (settings and total values)
- Watertight in accordance with IPX8
- UFSB-compatible
- Service interval adjustable via UFSB

ACCESSORIES

BC 8.0 WR / BC 10.0 WR

00530
CABLE BRACKET
2032
(90 cm)

00532
CABLE BRACKET
2032
(150 cm)

00536
CABLE KIT 2032
(90 cm)

00537
MAGNET

00342
LITHIUM BATTERY
CR 2032
Individual

00349
LITHIUM BATTERY
CR 2032
10 per blister

BC 8.0 WL / BC 10.0 WL

00534
ATS
HANDLEBAR
BRACKET
2032

00538
POWER MAGNET

00540
ATS
SPEED TRANSMITTER

00543
ATS BIKE 2 KIT
2032

00342
LITHIUM BATTERY
CR 2032
Individual

00349
LITHIUM BATTERY
CR 2032
10 per blister

FUNCTIONS:

- Current speed
- Average speed
- Comparison of cur./avg. speed
- Maximum speed
- Distance
- Total distance (Bike 1/Bike 2)
- Ride time
- Total ride time (Bike 1/Bike 2)
- Clock (12/24h)
- Current temperature

CADENCE

- Current cadence*

FEATURES:

- Full text display with seven available languages
- Predefined tire sizes
- Can be used for two bikes
- Automatic start/stop
- Data retention when batteries are replaced (settings and total values)
- Battery status indicator (computer head + transmitter)
- Workout statistics for 12 months
- Automatic bike recognition (only BC 12.0 WL, BC 12.0 WL CAD)
- Automatic pairing
- Backlight
- Watertight in accordance with IPX8
- UFSB-compatible
- Service interval adjustable via UFSB

* BC 12.0 WL CAD, optional BC 12.0 WL

BC 12.0 WR / WL / WL CAD

A special feature of the BC 12.0 is that it can be used for two bicycles. Another practical feature is the monthly summary of the totals so the rider can review their training over the year. The BC 12.0 is available as a wireless (WL) or wired (WR) version. If you want to display cadence, choose the BC 12.0 WL CAD.



BC 14.0 WR / WL / WL CAD

With its performance design, the BC 14.0 WR / WL / WL CAD is the ideal companion for the ambitious cyclist. The expanded altitude measurement functions include current altitude, altitude uphill, total altitude uphill, and maximum altitude. Two different bicycle profiles and the backlight illumination are additional features.



FUNCTIONS:

- Current speed
- Average speed
- Comparison of cur./avg. speed
- Maximum speed
- Distance
- Total distance (Bike 1/Bike 2)
- Ride time
- Total ride time (Bike 1/Bike 2)
- Clock (12/24h)
- Current temperature

ALTITUDE

- Current altitude
- Current gradient
- Trip altitude uphill
- Maximum trip altitude
- Total altitude uphill (Bike 1/Bike 2)

CADENCE

- Current cadence*

FEATURES:

- Full text display with seven available languages
- Predefined tire sizes
- Can be used for two bikes
- Automatic start/stop
- Data retention when batteries are replaced (settings and total values)
- Battery status indicator (computer head + transmitter)
- Workout statistics for 12 months
- Automatic bike recognition (only BC 14.0 WL, BC 14.0 WL CAD)
- Automatic pairing
- Backlight
- Watertight in accordance with IPX8
- UFSB-compatible
- Service interval adjustable via UFSB

* BC 14.0 WL CAD, optional BC 14.0 WL



Item no. 12210

BC 12.0 WR contents:

Bike computer (incl. battery), bracket for cable models, magnet, mounting material, operating instructions



Item no. 12211

BC 12.0 WL contents:

Bike computer (incl. battery), bracket for wireless models, STS speed transmitter (incl. battery), magnet, mounting material, operating instructions

Item no. 12212

BC 12.0 WL CAD contents:

Contents BC 12.0 WL + STS cadence transmitter + cadence magnet



Item no. 14210

BC 14.0 WR contents:

Bike computer (incl. battery), bracket for cable models, magnet, mounting material, operating instructions



Item no. 14211

BC 14.0 WL contents:

Bike computer (incl. battery), bracket for wireless models, STS speed transmitter (incl. battery), magnet, mounting material, operating instructions

Item no. 14212

BC 14.0 WL CAD contents:

Contents BC 14.0 WL + STS cadence transmitter + cadence magnet

ACCESSORIES

BC 12.0 WR / BC 14.0 WR

00531
BRACKET
CABLE 2450
(90 cm)



00533
BRACKET
CABLE 2450
(150 cm)



00544
CABLE KIT 2450
(90 cm)



00502
OVERCLAMP BUTLER
2450 WL/WR



00473
LONG BUTLER
2450 WL/WR



00537
MAGNET



20316
LITHIUM BATTERY
CR 2450
Individual



BC 12.0 WL / BC 12.0 WL CAD / BC 14.0 WL / BC 14.0 WL CAD

00545
STS BIKE 2 KIT
2450



00535
STS HANDLEBAR
BRACKET
2450



00502
OVERCLAMP BUTLER
2450 WL/WR



00473
LONG BUTLER
2450 WL/WR



00541
STS SPEED
TRANSMITTER



00542
STS CADENCE
TRANSMITTER



00546
STS CADENCE
TRANSMITTER
KIT



00538
POWER
MAGNET



00539
CADENCE
MAGNET



00342
LITHIUM BATTERY
CR 2032
Individual



00349
LITHIUM BATTERY
CR 2032
10 per blister



10 X

20316
LITHIUM BATTERY
CR 2450
Individual



ORIGINALS & PURE 1/ATS FUNCTION OVERVIEW



	BC 5.0 WR	BC 5.0 WL	BC 8.0 WR	BC 8.0 WL	BC 10.0 WR	BC 10.0 WL	BC 12.0 WR	BC 12.0 WL	BC 12.0 WL CAD	BC 14.0 WR	BC 14.0 WL	BC 14.0 WL CAD	PURE 1	PURE 1 ATS
BIKE FUNCTIONS														
Current speed	●	●	●	●	●	●	●	●	●	●	●	●	●	●
Average speed	-	-	●	●	●	●	●	●	●	●	●	●	-	-
Maximum speed	-	-	-	-	●	●	●	●	●	●	●	●	-	-
Comparison of cur. / avg. speed	-	-	●	●	●	●	●	●	●	●	●	●	-	-
Distance	●	●	●	●	●	●	●	●	●	●	●	●	●	●
Total distance	●	●	●	●	●	●	●	●	●	●	●	●	●	●
Ride time	●	●	●	●	●	●	●	●	●	●	●	●	●	●
Total ride time	-	-	●	●	●	●	●	●	●	●	●	●	●	●
12h /24h clock	●	●	●	●	●	●	●	●	●	●	●	●	-	-
Temperature	-	-	-	-	●	●	●	●	●	●	●	●	-	-
Cadence	-	-	-	-	-	-	-	opt.	●	-	opt.	●	-	-
ALTITUDE FUNCTIONS														
Current altitude	-	-	-	-	-	-	-	-	-	●	●	●	-	-
Current gradient	-	-	-	-	-	-	-	-	-	●	●	●	-	-
Altitude uphill	-	-	-	-	-	-	-	-	-	●	●	●	-	-
Total altitude uphill	-	-	-	-	-	-	-	-	-	●	●	●	-	-
Maximum altitude	-	-	-	-	-	-	-	-	-	●	●	●	-	-

FEATURES

	BC 5.0 WR	BC 5.0 WL	BC 8.0 WR	BC 8.0 WL	BC 10.0 WR	BC 10.0 WL	BC 12.0 WR	BC 12.0 WL	BC 12.0 WL CAD	BC 14.0 WR	BC 14.0 WL	BC 14.0 WL CAD	PURE 1	PURE 1 ATS
Can be used for 2 bikes	-	-	-	-	-	-	●	●	●	●	●	●	-	-
ATS coded wireless transmission (up to 70 cm)*	-	●	-	●	-	●	-	-	-	-	-	-	-	●
STS coded wireless transmission (up to 90 cm)*	-	-	-	-	-	-	●	●	-	●	●	●	-	-
Available languages: DE-EN-FR-IT-ES-NL-PL	-	-	●	●	●	●	●	●	●	●	●	●	-	-
Functions displayed with icons	●	●	-	-	-	-	-	-	-	-	-	-	●	●
Programmable based on tire selection	●	●	●	●	●	●	●	●	●	●	●	●	●	●
Backlight	-	-	-	-	-	-	●	●	●	●	●	●	-	-
12 months of workout statistics	-	-	-	-	-	-	●	●	●	●	●	●	-	-
Data retention when batteries are replaced (settings and total values)	-	-	-	-	●	●	●	●	●	●	●	●	-	-
Low battery indicator – computer head	-	-	-	-	-	-	●	●	●	●	●	●	-	-
Low battery indicator – transmitter	-	-	-	-	-	-	-	●	●	-	●	●	-	-
Service interval adjustable (by the retailer)	-	-	●	●	●	●	●	●	●	●	●	●	-	-
Automatic start/stop unlimited	●	-	●	-	●	-	●	●	●	●	●	●	●	-
Automatic start / stop with a time limit of 1 hours	-	●	-	●	-	●	-	-	-	-	-	-	-	●
Automatic pairing	-	-	-	-	-	-	●	●	-	●	●	●	-	-
Automatic bike recognition (Bike 1 / Bike 2)	-	-	-	-	-	-	●	●	-	●	●	●	-	-
Adjustable start altitude	-	-	-	-	-	-	-	-	-	●	●	●	-	-

* Range between transmitter and bike computer

ROX

DIFFERENT CHARACTERS. ONE FAMILY.

SIGMA is adding three new models to its range of ROX GPS bike computers. **ROX 2.0**, **ROX 4.0**, and **ROX 11.1 EVO** all feature a number of functions to support recreational and professional cyclists while touring or training.

ROX 2.0 and ROX 4.0 are equipped with an extra-large, easy-to-read display that enables recreational cyclists to focus on the main thing: having fun cycling. The ROX 11.1 EVO bike computer provides navigation and support to athletes in training with more than 150 functions, making it a perfect training partner for indoor and outdoor bike training. Data analysis on each device is very easy with the SIGMA RIDE app.



ROX 2.0



ROX 4.0



ROX 11.1 EVO



ROX 2.0

The ROX 2.0 bike computer can be positioned on the handlebars in a few easy steps. There is no need to mount cables or sensors.

Using GPS and GLONASS technology, ROX 2.0 locates the cyclist's position in seconds. Along with the two button, user-friendly operation, it allows a bike tour to be started immediately.



Item no. 01050

ROX 2.0 BLACK contents:
Bike computer, GPS mount, attachment material, USB-C cable, quick-start instructions

Item no. 01052

ROX 2.0 TOP MOUNT SET BLACK contents:
Bike computer, USB-C cable, OVERCLAMP BUTLER GPS, quick start guide

Item no. 01051

ROX 2.0 WHITE contents:
Bike computer, GPS mount, attachment material, USB-C cable, quick-start instructions

Item no. 01053

ROX 2.0 TOP MOUNT SET WHITE contents:
Bike computer, USB-C cable, OVERCLAMP BUTLER GPS, quick start guide



SIMPLE NAVIGATION

The ROX 2.0 bike computer can be connected to the komoot app on a smart phone. Turn-by-turn instructions can be shown as an arrow on the display or inside the Red Circle. This circle on the display is highlighted in color and shows the distance to the next turn-off as a colored bar.



ACCESSORIES

ROX 2.0

00463
GPS MOUNT



00500
OVERCLAMP BUTLER GPS

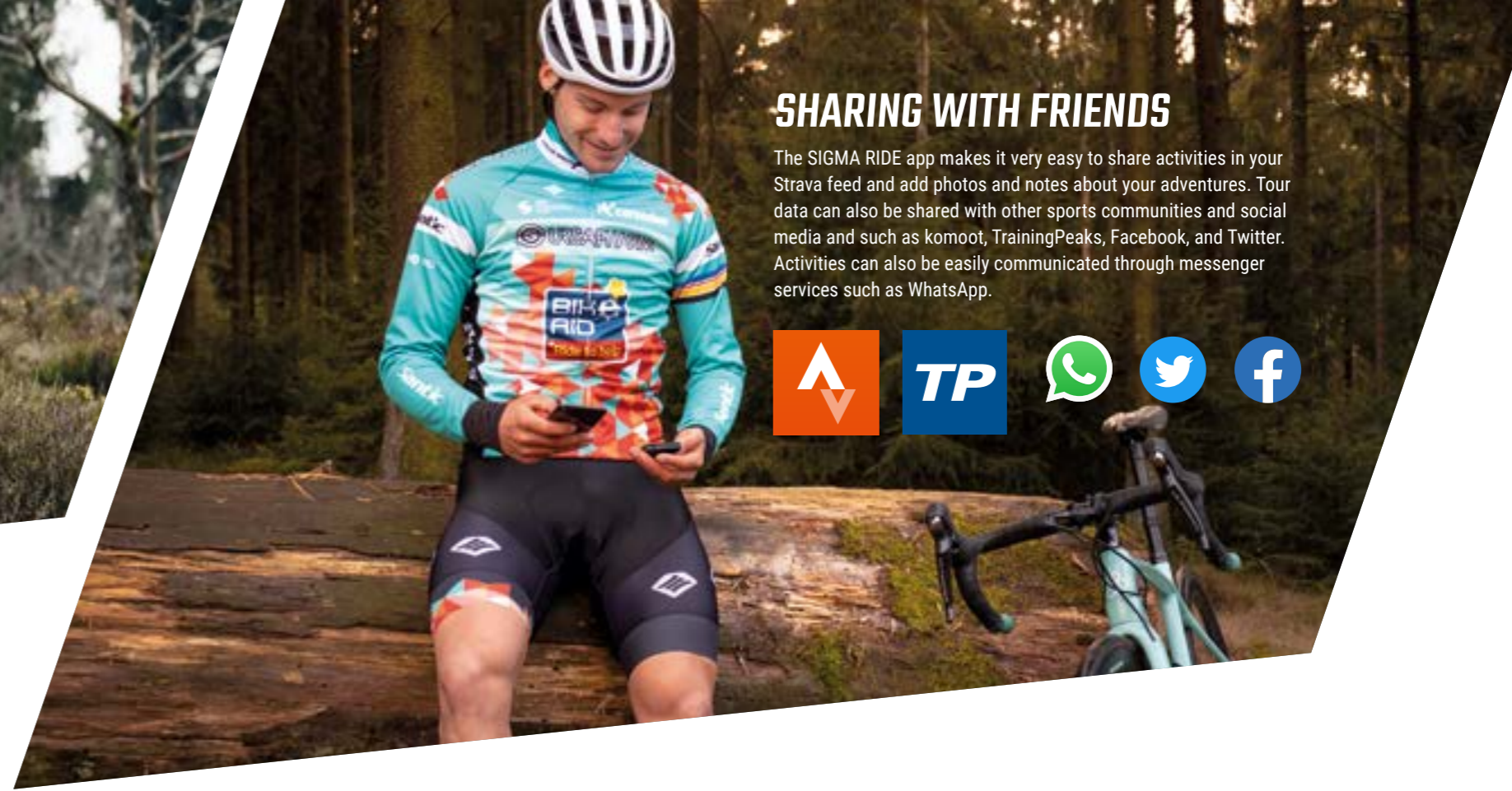


18460
USB-C CABLE



SHARING WITH FRIENDS

The SIGMA RIDE app makes it very easy to share activities in your Strava feed and add photos and notes about your adventures. Tour data can also be shared with other sports communities and social media and such as komoot, TrainingPeaks, Facebook, and Twitter. Activities can also be easily communicated through messenger services such as WhatsApp.



LARGE DISPLAY

The ROX 2.0's high-contrast display with its 2.0-inch diagonal and extra-large numbers make it easy to read, even during a ride. With the free SIGMA RIDE app, the computer can be used to set customized display views in just a few clicks.



SMART NOTIFICATIONS

Smart notifications connect bikers to the outside world even during bike tours. Information about incoming calls and messages to the smart phone appear on the display.

E-BIKE READY

The ROX 2.0 is e-bike-ready and can be easily connected to many e-bikes. The GPS bike computer establishes a connection with the compatible e-bike system and shows the current assist mode, battery status, and light and other data on the display. A compatibility list can be found by following the link on page 62.

ROX 4.0

The ROX 4.0's high-contrast display with its 2.4-inch diagonal and extra-large numbers make it easy to read, even during a ride. With the free SIGMA RIDE app for smart phones, the computer can be used to set individualized display views in just a few clicks – up to six screens can be configured, each with three values. Current speed and time are shown continuously on the display.



Item no. 01060

ROX 4.0 BLACK contents:
Bike computer, GPS mount, attachment material, USB-C cable, quick-start instructions

Item no. 01062

ROX 4.0 HR SET BLACK contents:
Bike computer, USB-C cable, quick-start guide, R1 DUO transmitter and chest strap, Overclamp Butler GPS

Item no. 01064

ROX 4.0 SENSOR SET BLACK contents:
Bike computer, USB-C cable, quick-start guide, R1 DUO transmitter and chest strap, Overclamp Butler GPS, DUO MAGNETLESS SPEED, DUO MAGNETLESS CADENCE

Item no. 01061

ROX 4.0 WHITE contents:
Bike computer, GPS mount, attachment material, USB-C cable, quick-start instructions

Item no. 01063

ROX 4.0 HR SET WHITE contents:
Bike computer, USB-C cable, quick-start guide, R1 DUO transmitter and chest strap, Overclamp Butler GPS

Item no. 01065

ROX 4.0 SENSOR SET WHITE contents:
Bike computer, USB-C cable, quick-start guide, R1 DUO transmitter and chest strap, Overclamp Butler GPS, DUO MAGNETLESS SPEED, DUO MAGNETLESS CADENCE




SIMPLE NAVIGATION

The ROX 4.0 bike computer can be connected to the komoot app on a smart phone. Turn-by-turn instructions can be shown either as an arrow on the display or inside the Red Circle. This circle on the display is highlighted in color and shows the distance to the next turn-off as a colored bar.



UP WHERE THE AIR IS CLEAR

A true highlight of the ROX 4.0 is the integrated air pressure sensor. It uses barometric readings to provide bikers with reliable information about altitude and to determine inclines and declines, allowing the track to be recorded precisely. The ROX 4.0 can also call up a graphical altitude profile. The home altitude at the beginning of the tour can be calibrated automatically from GPS or set manually.



BEST MEASUREMENTS

External sensors such as speed, heart, and cadence sensors can also be connected to the ROX 4.0, so those who want even more data and greater precision can keep an eye on all of them if they wish. ANT+ or BLE is used to ensure maximum compatibility with all sensors.



E-BIKE READY

The ROX 4.0 is e-bike-ready and can be easily connected to many e-bikes. The GPS bike computer establishes a connection with the compatible e-bike system and shows the current assist mode, battery status, and light and other data on the display. A compatibility list can be found by following the link on page 62.

SHARE ACTIVITIES

The SIGMA RIDE app acts as an interface between bike computer and smart phone. BLE allows very fast transmission of ride data, which can then be read out in a clear format with the app and conveniently assessed. Activities can also be easily communicated through messenger services.

ACCESSORIES

<p>ROX 4.0</p> <p>00463 GPS MOUNT</p> 	<p>00500 OVERCLAMP BUTLER GPS</p> 	<p>20331 R1 DUO HR TRANSMITTER</p> 	<p>20318 COMFOTEX+ CHEST BELT</p> 	<p>20332 R1 DUO TRANSMITTER + CHEST STRAP</p> 	<p>20335 DUO MAGNETLESS SPEED</p> 	<p>20336 DUO MAGNETLESS CADENCE</p> 	<p>18460 USB-C CABLE</p> 
--	---	---	---	---	---	---	--

ROX 11.1 EVO

The bike computer's 150 functions support and guide athletes during training and leisure. The ROX 11.1 EVO delivers all data reliably and in real time. Its scope of function includes tracking speed and distance with GPS, measuring barometric altitude, navigating and completing workouts with Track or komoot, and compatibility with e-bikes, smart trainers, and external sensors. The integrated Crash Alert feature uses an app to send a notification to emergency contacts if the rider falls. Smart notifications inform the rider of incoming calls and messages during the ride.



Item no. 01030

ROX 11.1 EVO BLACK contents:
Bike computer, GPS mount, attachment material, USB-C cable, quick-start instructions

Item no. 01032

ROX 11.1 EVO HR SET BLACK contents:
Bike computer, USB-C cable, quick-start guide, R1 DUO transmitter and chest strap, SHORT BUTLER GPS

Item no. 01034

ROX 11.1 EVO SENSOR SET BLACK contents:
Bike computer, USB-C cable, quick-start guide, R1 DUO transmitter and chest strap, Short Butler GPS, DUO MAGNETLESS SPEED, DUO MAGNETLESS CADENCE

Item no. 01031

ROX 11.1 EVO WHITE contents:
Bike computer, GPS mount, attachment material, USB-C cable, quick-start instructions

Item no. 01033

ROX 11.1 EVO HR SET WHITE contents:
Bike computer, USB-C cable, quick-start guide, R1 DUO transmitter and chest strap, Short Butler GPS


Item no. 01035

ROX 11.1 EVO SENSOR SET WHITE contents:
Bike computer, USB-C cable, quick-start guide, R1 DUO transmitter and chest strap, Short Butler GPS, DUO MAGNETLESS SPEED, DUO MAGNETLESS CADENCE

PERSONALIZED TRAINING VIEWS

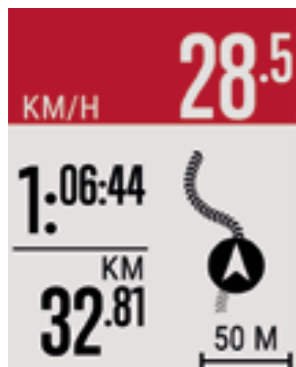
Four of up to 20 possible sport profiles are already pre-installed on the ROX 11.1 EVO. Cyclists can also create their own sport profiles and use the ROX 11.1 EVO on different bikes.

Six different training views with one to six data fields can be individually configured with the SIGMA RIDE app. Other screens for workouts, tracks, and navigation with komoot are also installed. An additional data page can be called up for connected FE-C smart trainers. The individual data fields can be highlighted in up to eight different colors, allowing a better overview and quicker readability for the individual ride data.




HIGH-CONTRAST COLOR DISPLAY

Navigation information and ride data can be read very easily on the 1.77-inch transmissive color display thanks to its outstanding contrast. The display is continuously lit and adjusts automatically to various lighting conditions thanks to its ambient light sensor. The display can be set to ten different brightness levels as the situation requires.



Navigation with a track



Navigation with the komoot app



ARRIVE SAFELY

Athletes can navigate simply on the ROX 11.1 EVO with Track or the komoot app, leaving their smart phones in their pockets. komoot navigation instructions are shown on the ROX 11.1 EVO display as arrows. During the Track navigation, waypoints can be set to mark important locations.

COMPREHENSIVE DATA ANALYSIS

How long, how fast, how high? Up to 100 hours of riding time can be stored on the ROX 11.1 EVO. Training data can be called up quickly at any time on the ROX 11.1 EVO, the SIGMA RIDE app or, after training, on a PC or MAC in the SIGMA DATA CENTER. This provides a perfect overview of training values and progress. The SIGMA RIDE app's sharing options enable athletes to let friends and teammates know about their successes.



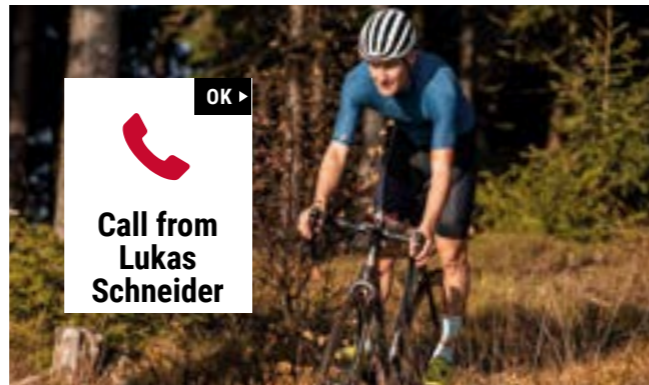
E-BIKE READY

The ROX 11.1 EVO is e-bike-ready and can be easily connected to many e-bikes. The GPS bike computer establishes a connection with the compatible e-bike system and shows the current assist mode, battery status, and light and other data on the display. A compatibility list can be found by following the link on page 62.



SAFETY FIRST

The Crash Alert built into the ROX 11.1 EVO automatically detects a fall and gives the rider 30 seconds to confirm that everything is OK. If there is no confirmation, the SIGMA RIDE app automatically sends an SMS to previously selected emergency contacts and gives them the relevant GPS data.



STAY CONNECTED

Smart notifications connect bikers to the outside world even during bike tours. Notifications of incoming calls, messages, and e-mails appear automatically on the display. Short messages can even be read directly on the ROX 11.1 EVO.

ACCESSORIES

ROX 11.1 EVO

00463
GPS MOUNT



00475
SHORT BUTLER
GPS



00500
OVERCLAMP
BUTLER GPS



20331
R1 DUO
HR
TRANSMITTER



20318
COMFORTEX+
CHEST BELT



20332
R1 DUO
TRANSMITTER
+ CHEST STRAP



20335
DUO
MAGNETLESS
SPEED



20336
DUO
MAGNETLESS
CADENCE



18460
USB-C CABLE



INDOOR CYCLING TREND

The ROX 11.1 EVO is a real pro during indoor training as well. The bike computer can be easily connected to the smart trainer. This allows full use of the numerous training computer features. Trainer resistance can also be adjusted with the ROX 11.1 EVO.



EASY COUPLING

BLE and ANT+ make it extremely easy to combine sensors that measure speed, cadence, and pulse. The set contains the ROX 11.1 EVO with the new magnet-free speed and cadence sensors. The ROX 11.1 EVO allows coupling with the power meter and electronic shifting.

Speed measurement	SRAM-eTap-compatible
Cadence measurement	Shimano-Di2-compatible
Heart rate measurement	Smart Trainer (ANT+)
Watt measurement with power meter	



SHARING WITH FRIENDS

The SIGMA RIDE app makes it very easy for bikers to share activities in their Strava feeds and add photos and notes about their adventures so that friends and followers can track them. Tour data can also be shared with other sports communities and social media platforms such as komoot, TrainingPeaks, Facebook, and Twitter. Activities can also be easily communicated through messenger services such as WhatsApp.



ROX FUNCTION OVERVIEW

GENERAL	ROX 2.0	ROX 4.0	ROX TI.1 EVO
Dimension (WxLxH)	44.2 x 65.9 x 17.8 mm	44.9 x 73.6 x 18.4 mm	46.8 x 66.1 x 20.8 mm
Mount compatibility	GPS Mount OVERCLAMP BUTLER	GPS Mount OVERCLAMP BUTLER	GPS Mount SHORT BUTLER OVERCLAMP BUTLER
Weight	39 g	51 g	55 g
Water resistance	IPX7	IPX7	IP67
Battery	350 mAh (Li-ion), 3.7 V	550 mAh (Li-ion), 3.7 V	1000 mAh (Li-ion), 3.7 V
Touchscreen	-	-	-
Display size	2.0"	2.4"	1.77"
Resolution (pixel)	Main display: 51x16	Main display: 59x23	128x160
Color display/Number of colors	2	2	262K colors
Display technology	Transflective	Transflective	Transmissive
Backlight	●	●	●
Typical battery life	18 hours	25 hours	18 hours
Connectivity	BLE ANT+	BLE ANT+	BLE ANT+
Smart notifications	●	●	●
Sensor technology	-	Speed, cadence, heart rate	Speed, cadence, heart rate, power meter, electronic shifting, smart trainer (FE-C)
e-bike-ready	●	●	●
NAVIGATION	-	-	-
Map navigation	-	-	-
Track navigation	-	-	●
Turning guidance	●	●	●
Number of tracks on the device	-	-	up to 36
Back to start	Arrow navigation	Arrow navigation	-
SENSORS	●	●	●
GPS	●	●	●
GLONASS	●	●	●
GALILEO	-	-	●
Barometric altitude measurement	-	●	●
Ambient light sensor	●	●	●
Acceleration sensor	-	-	●
TRAINING	1	1	4
Pre-installed sport profiles	1	1	4
Individually adjustable sport profiles	(further sport profiles can be saved in the app)	(further sport profiles can be saved in the app)	up to 20
Individually adjustable training pages	up to 6	up to 6	up to 6
Individually adjustable number of training values per page	2	3	up to 6
Templates for training views	1	1	8
Colors to highlight the training values	-	-	8
Workouts	-	-	●
Number of workouts on device	-	-	up to 36
Strava Live Segments	-	-	-
Crash alert	-	-	●
Alarms	-	-	Food, drinks, individual
Auto pause	●	●	●
Lap function	-	-	Manual, automatic (time/distance)
Target zone training	-	-	Speed, cadence, heart rate, power
DATA ANALYSIS	●	●	●
SIGMA RIDE app/SIGMA DATA CENTER	●	●	●
Memory	up to 100 h of training	up to 100 h of training	up to 100 h of training
File format	.fit	.fit	.fit
Share with Strava, komoot, TrainingPeaks, Facebook, Twitter, and messenger services	●	●	●
WORKOUT FUNCTIONS	●	●	●
BASIC FUNCTIONS	●	●	●
Speed/avg. speed/Max. speed	●	●	●
Distance	●	●	●
Training time (net)	●	●	●
Training time (gross)	-	-	●
Speed graph	-	-	●
Sigma Performance Index	-	● (SIGMA RIDE app)	●
Calories	-	●	●
Clock (12/24 hrs)	●	●	●
Date	-	-	●
ALTITUDE MEASUREMENT	-	●	●
Current altitude	-	●	●
Gradient (in %)	-	●	●
rise rate	-	-	●
Altitude graph	-	●	●
Altitude uphill	-	●	●
Max. altitude/Min. altitude	-	-	●
Avg. rise rate/Max. rise rate	-	-	●
Avg. incline/Max. incline	-	-	●
Decline altitude	-	-	●
Avg. rate of descent/Max. rate of descent	-	-	●
Avg. decline/Max. decline	-	-	●
Number of ascents/descents	-	-	●
CADENCE	-	●	●
Cadence/Avg. cadence/Max. cadence	-	●	●
Cadence graph	-	-	●

Subject to technical changes

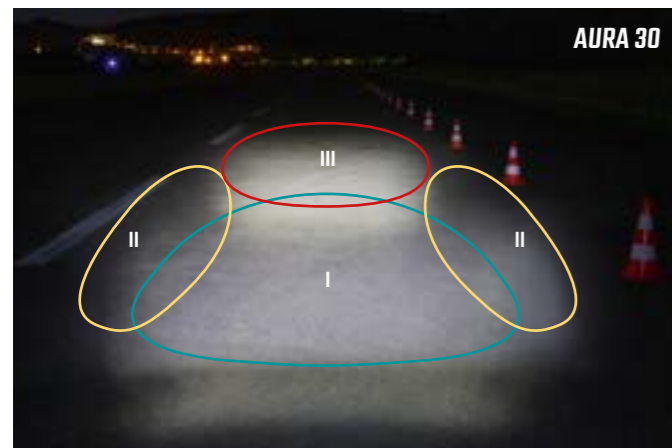
HEART RATE FUNCTIONS	-	●	●
Current heart rate/Avg. heart rate/Max. heart rate	-	●	●
Minimum heart rate	-	-	●
% max. heart rate	-	●	●
Avg. % max. heart rate	-	-	●
Target zone	-	-	●
Intensity zones	-	●	●
Heart rate graph	-	-	●
POWER FUNCTIONS	-	-	●
Balance/Avg. balance	-	-	●
Balance 3/10/30 sec. - Avg.	-	-	●
Pedal smoothness	-	-	●
Current power/Avg. power/Max. power	-	-	●
Power - %FTP	-	-	●
power 3/10/30 sec. - Avg.	-	-	●
power - Intensity Factor®	-	-	●
Power in KJ/watts/KG	-	-	●
Normalized Power®	-	-	●
Training Stress Score®	-	-	●
Power zones/power graph	-	-	●
Torque effectiveness (-%/-%)	-	-	●
E-BIKE FUNCTIONS	●	●	●
Range/e-bike battery	●	●	●
Support (watts)	-	-	●
Human power vs. motor power	●	●	●
Support level	●	●	●
Gear indicator	-	-	●
Light	●	●	●
E-bike total distance/total time	-	-	●
INDOOR TRAINER FUNCTIONS	-	-	●
Trainer resistance/mode/target power	-	-	●
AUTOMATIC LAP FUNCTIONS (TIME- OR DISTANCE-BASED)	-	-	●
Number	-	-	●
Lap time	-	-	●
Distance	-	-	●
Avg. speed/Max. speed	-	-	●
Calories	-	-	●
Avg. altitude/Max. altitude	-	-	●
Altitude uphill/downhill	-	-	●
Altitude	-	-	●
Avg. incline/decline	-	-	●
Avg. rate of ascent/descent	-	-	●
Avg. balance	-	-	●
Avg. power/Max. power	-	-	●
Normalized Power®	-	-	●
Avg. cadence/Max. cadence	-	-	●
Avg. heart rate/Max. heart rate	-	-	●
Peddalling time/Peddalling index	-	-	●
Auto lap list	-	-	●
MANUAL LAP FUNCTIONS	-	-	●
Number	-	-	●
Lap time	-	-	●
Distance	-	-	●
Avg. speed/Max. speed	-	-	●
Calories	-	-	●
Avg. altitude/Max. altitude	-	-	●
Altitude uphill/downhill	-	-	●
Avg. incline/decline	-	-	●
Avg. rate of ascent/descent	-	-	●
Avg. balance	-	-	●
Avg. power/Max. power	-	-	●
Normalized Power®	-	-	●
Avg. cadence/Max. cadence	-	-	●
Avg. heart rate/Max. heart rate	-	-	●
Peddalling time/Peddalling index	-	-	●
Lap list	-	-	●
NAVIGATION FUNCTIONS	-	-	●
Time to destination/ETA	-	-	●
Distance to destination/ Distance to the next waypoint	-	-	●
Heading/Turning guidance	●	●	●
Track navigation	-	-	●
ELECTRONIC SHIFTING	-	-	●
Battery status	-	-	●
Front gear (chain ring)	-	-	●
Gear ratio	-	-	●
Rear gear	-	-	●
Di2 shifting mode	-	-	●
STATUS FUNCTIONS	-	●	●
Current temperature	-	●	●
Min. temperature/Max. temperature	-	-	●
GPS accuracy	-	-	●
Device battery status	●	●	●
Air pressure	-	-	●
Weather trend	-	-	●
Compass	●	●	●

LIGHTING SYSTEMS
FRONT LIGHTS

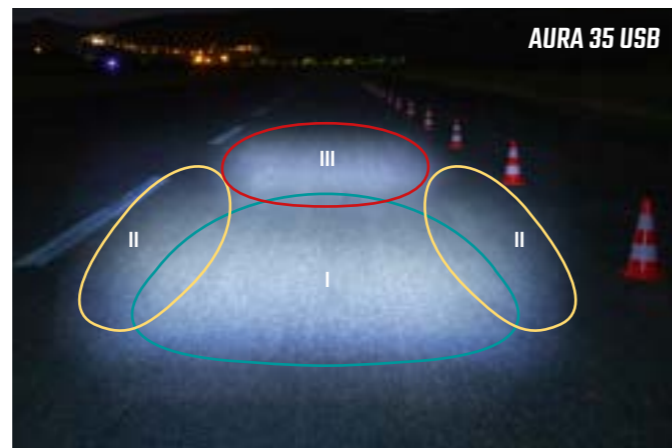


BICYCLE LIGHTS

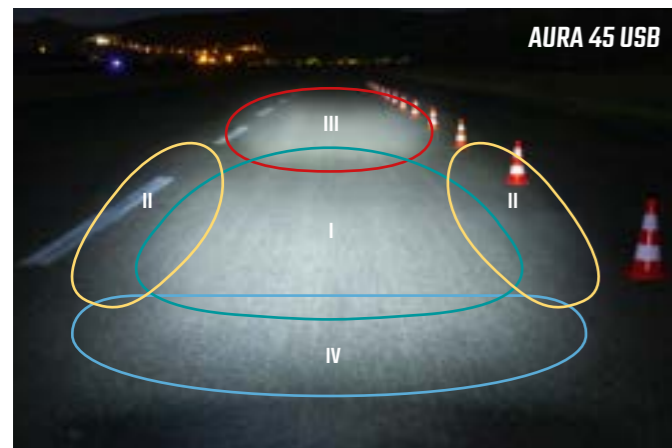
SIGMA FOUR-ZONE LIGHTING PATTERN MODEL



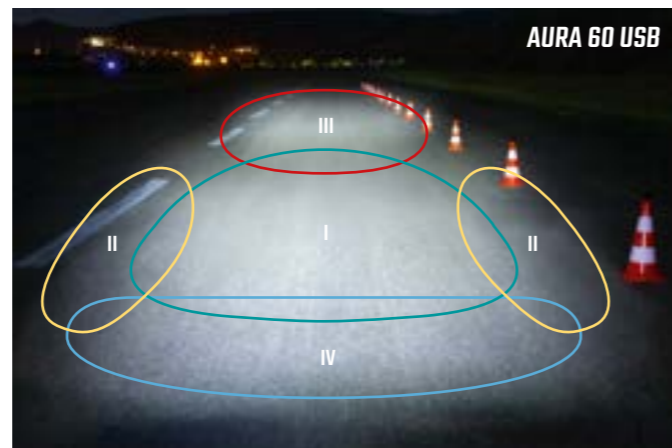
AURA 30



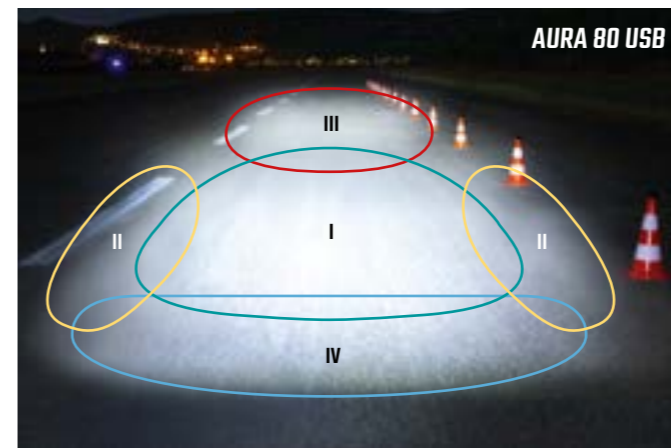
AURA 35 USB



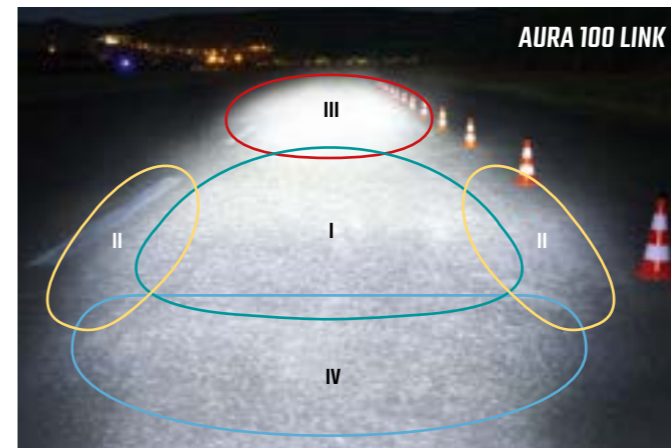
AURA 45 USB



AURA 60 USB



AURA 80 USB

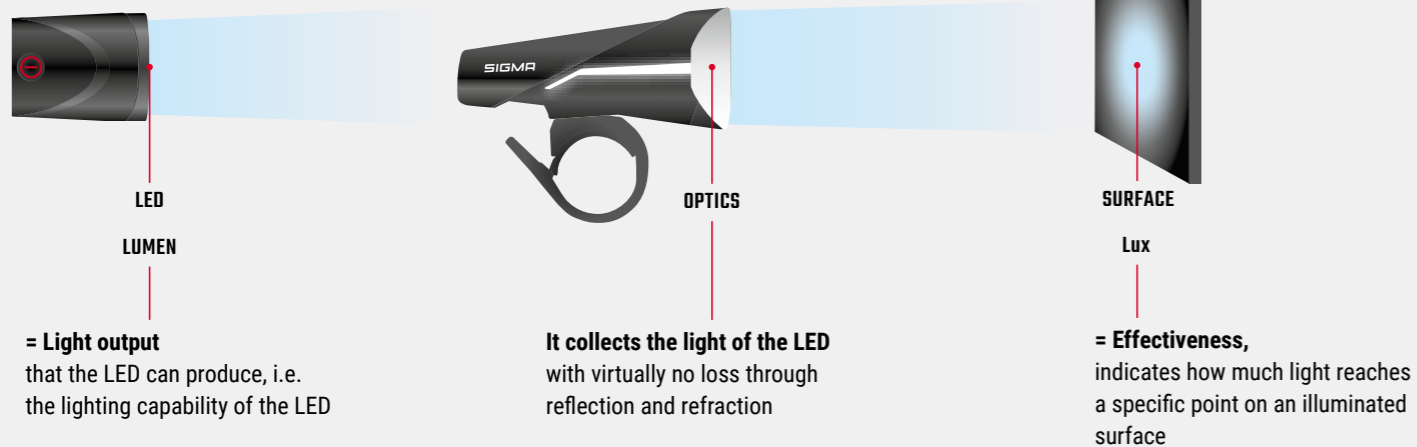


AURA 100 LINK

Paths/roads	CORE	SIDE	LONG-RANGE	CLOSE-RANGE
Roads within towns / cities	■			
Roads outside towns / cities - flat	■	■		
Paths through fields and meadows	■	■		
Roads outside towns/cities - hilly	■	■	■	
Forest paths	■	■	■	■


Zones	CORE	SIDE	LONG-RANGE	CLOSE-RANGE
AURA 30	■	■	■	
AURA 35 USB	■	■	■	
AURA 45 USB	■	■	■	■
AURA 60 USB	■	■	■	■
AURA 80 USB	■	■	■	■
AURA 100 LINK	■	■	■	■

LUMEN/OPTICS/LUX



- The higher the lumen value, the more light is provided by the lamp
- Lux values give information about the brightness of a point in the lighting pattern
- The optics determine the distribution of the light output from the LED
- The more the optics focuses the light, the greater the Lux values are
- Good optics illuminate close-range, sides and long-range areas equally well

PUBLIC ROAD TRAFFIC



SAFETY ENSURED BY AN ANTI-GLARE LIGHTING PATTERN

- The front lights of the AURA series fulfil the same requirements placed on car headlights
- They ensure maximum road safety without blinding other road users
- They offer excellent long-range, close-range and lateral visibility
- Additional safety bonus: the lights of the AURA series stand out due to their very even light distribution thanks to high performance optics



BEAM RANGE: 40 m

FEATURES

- Effectiveness: 30 lux (15 lux in Eco mode)
- Beam range: 40 m
- Run time: 5 h in Standard mode; 15 h in Eco mode
- Splash resistant in accordance with IPX4
- Tool-free mounting
- Incl. batteries (2x AA)
- Two-stage battery indicator
- Weight: 69 g (incl. bracket, without batteries)

AURA 30

The AURA 30's 30 lux and 40-metre range makes it the perfect bike light for daily use in city traffic. It has StVZO approval and two light modes. Children and those who bike only occasionally appreciate its easy handling, long run time, and simple battery replacement.



AURA 35 USB

If you are looking for a compact, rechargeable front light with a strong beam range of around 45 meters, the AURA 35 USB is ideal for use on the road. The lighting elements on the side increase the safety additionally. This makes the light ideal for use in urban environments.



BEAM RANGE: 45 m

FEATURES

- Effectiveness: 35 lux (15 lux in Eco mode)
- Beam range: 45 m
- Run time: 5 h in Standard mode; 12 h in Eco mode
- Charge time: 2.8 h
- Switch on protection (double click for ON)
- Splash resistant in accordance with IPX4
- 360° adjustable bracket
- Tool-free mounting
- Integrated Micro-USB charge function
- Two-stage battery/charge indicator
- Charging possible during operation
- Weight: 90 g (incl. bracket)
- Improved side visibility
- CREE LED



30 LUX

Item no. 15950

AURA 30 contents:
AURA 30, 2x AA batteries



Item no. 15970

AURA 30 / CURVE Complete set
AURA 30, CURVE, 2x AA, 2x AAA batteries



CREE LED 35 LUX



Item no. 17350

AURA 35 USB contents:
AURA 35 USB, Micro-USB cable



Item no. 17360

AURA 35 USB / NUGGET II Complete set
AURA 35 USB, NUGGET II, Micro-USB Kabel

ACCESSORIES

AURA 30

00455 BATTERY PACK
AA ALKALINE BATTERY,
2 PCS.



00147 SILICONE MOUNT



ACCESSORIES

AURA 35 USB

18552 CHARGER + MICRO-USB CABLE



18553 MICRO-USB CABLE



00146 SILICONE MOUNT





BEAM RANGE: 55 m

FEATURES

- Effectiveness: 45 lux (15 lux in Eco mode)
- Beam range: 55 m
- Run time: 6.5 h in Standard mode; 21 h in Eco mode
- Charge time: 2.3 h
- Brightness sensor
- Switch on protection (double click for ON)
- Splash resistant in accordance with IPX4
- 360° adjustable bracket
- Tool-free mounting
- Integrated Micro-USB charge function
- Two-stage battery/charge indicator
- Charging possible during operation
- Weight: 88 g (incl. bracket)
- Side visibility
- Osram LED

AURA 45 USB

The AURA 45 USB illuminates the four zones up to a distance of about 55 meters with a rich 45 lux and a harmonious light pattern. Safety-conscious cyclists enjoy the integrated brightness sensor, which automatically adjusts the light intensity to the ambient light. This guarantees the longest possible run time.



AURA 60 USB

The sporty AURA 60 USB features 60 lux LED technology and, with a light range of 70 meters, ensures excellent illumination of pathways and roads. The Light Guide on the longitudinal sides also increases the lateral visibility of the rider. The AURA 60 USB is therefore ideal for commuters and demanding riders.



BEAM RANGE: 70 m

FEATURES

- Effectiveness: 60 lux (30 lux in Mid mode; 18 lux in Eco mode)
- Beam range: 70 m
- Run time: 4 h in Standard mode; 7 h in Mid mode; 10 h in Eco mode
- Charge time: 3.5 h
- Switch on protection (double click for ON)
- Splash resistant in accordance with IPX4
- 360° adjustable bracket
- Tool-free mounting
- Integrated Micro-USB charge function
- Two-stage battery/charge indicator
- Charging possible during operation
- Weight: 105 g (incl. bracket)
- Light Guide for excellent side visibility
- Osram LED



45 LUX


Item no. 17450

AURA 45 USB contents:
AURA 45 USB, Micro-USB cable



Item no. 17460

AURA 45 USB / NUGGET II Complete set
AURA 45 USB, NUGGET II, Micro-USB cable



60 LUX

Item no. 17700

AURA 60 USB contents:
AURA 60 USB, Micro-USB cable



Item no. 17760

AURA 60 USB / SIGMA® INFINITY Complete set
AURA 60 USB, SIGMA® INFINITY, Micro-USB cable




Item no. 17750

AURA 60 USB / NUGGET II Complete set
AURA 60 USB, NUGGET II, Micro-USB cable



ACCESSORIES

AURA 45 USB



ACCESSORIES

AURA 60 USB





BEAM RANGE: 90 m

FEATURES

- Effectiveness: 80 lux (60 lux in Mid mode; 40 lux in Low mode; 20 lux in Eco mode)
- Beam range: 90 m
- Run time: 4 h in Standard mode; 5 h in Mid mode; 6.5 h in Low mode; 15 h in Eco mode
- Charge time: 4.5 h
- Five-stage battery indicator
- Four-stage charge-level indicator
- Modes display
- Switch on protection (double click for ON)
- Splash resistant in accordance with IPX4
- 360° adjustable bracket
- Tool-free mounting
- Integrated Micro-USB charge function
- Charging possible during operation
- Weight: 119 g (incl. bracket)
- Light Guide for excellent side visibility
- Osram LED

AURA 80 USB

With 80 lux and a powerful lighting range of over 90 metres, the AURA 80 USB front light ensures rider safety even far away from paved roads.

Thanks to its multi-level battery-charge and light-mode indicator, the rider is always able to see the remaining battery level and set light modes. This makes the AURA 80 USB a first-class companion for all ambitious riders.



80 LUX

Item no. 17800

AURA 80 USB contents:
AURA 80 USB, Micro-USB cable



Item no. 17860

AURA 80 USB / BLAZE Complete set
AURA 80 USB, BLAZE, Micro-USB cable



Item no. 17850

AURA 80 USB / NUGGET II Complete set
AURA 80 USB, NUGGET II, Micro-USB cable



Lateral visibility

The AURA 80 USB has a Light Guide on the longitudinal sides, so that cyclists are more visible from the side.



Battery charge and light mode indicator

The battery charge and light mode indicator informs easily about the remaining battery capacity and the set light modes.



Osram LED

Thanks to the high-quality LED from Osram, the AURA 80 USB achieves a very uniform light distribution across all light zones.

ACCESSORIES

AURA 80 USB

18552
CHARGER +
MICRO-USB CABLE



18553
MICRO-USB CABLE



00146
SILICONE MOUNT





BEAM RANGE: 110 m

FEATURES

AURA 100 LINK

- Effectiveness: 100 lux (75 lux in Mid mode, 50 lux in Low mode and 25 lux in Eco mode)
- Beam range: 110 m
- Run time: 3 h in Standard mode; 4 h in Mid mode; 6 h in Low mode, 12 h in Eco mode
- Charge time: 4.5 h
- 5-level battery indicator
- 4-level battery charge display
- Mode indicator for AURA 100 / BLAZE LINK
- Brightness sensor
- Switch on protection (double click for ON)
- Splash resistant in accordance with IPX4
- 360°-adjustable silicone mount with quick release
- Tool-free mounting
- Integrated Micro-USB charge function
- Charging possible during operation
- Weight: 115 g (incl. bracket)
- Light Guide for excellent side visibility
- Osram LED

BLAZE LINK

- 3 LED brake light function
- Brightness sensor
- 500 m visibility range
- Run time: 7 h
- Charge time: 3 h
- Tool-free mounting with flexible silicone mount
- Integrated micro USB charge function
- Improved side visibility
- Battery indicator
- Splash resistant in accordance with IPX4
- Weight: 22 g

AURA 100 / BLAZE LINK SET

With the AURA 100 / BLAZE LINK lighting set, the bike light can be controlled, customized and experienced in a completely new way. The highlight is that the front and rear light can be used as a connected set of lights. The AURA 100 LINK is SIGMA's most powerful StVZO front light thanks to its 100 lux brightness and 110 m beam range. In addition, the AURA 100 LINK has 4 lighting levels (25/50/75/100 lux) in manual mode, giving it a total run time of 12 hours

NEW!




100 LUX

Item no. 17950

AURA 100 / BLAZE LINK Complete set
AURA 100 LINK, BLAZE LINK, Micro-USB cable

4 modes indicator



5-level battery indicator



AURA 100 LINK

LINK
WIRELESS
CONNECTED
LIGHTS




BLAZE LINK

In addition to their basic lighting functions, the AURA 100 LINK and BLAZE LINK can be paired together as connected lights. When they are connected, every function of both the front and rear lights can be conveniently controlled via the AURA 100 LINK.



Brightness sensor

In the "Auto" lighting mode, an integrated brightness sensor automatically adjusts the light's power to the ambient light. This helps to maximize run time.



Battery indicator Mode indicator

The battery-charge and light-mode indicator provide easy-to-understand information about the remaining battery life and the light modes set on the AURA 100 LINK and the BLAZE LINK.



Three-LED brake light function

The BLAZE LINK's integrated acceleration sensor sends signals to three bright LEDs to indicate to other vehicles and bicycles on the road that the rider is braking. This feature is especially useful when a group of riders are traveling together.

ACCESSORIES

AURA 100 BLAZE LINK SET

18552 CHARGER + MICRO-USB CABLE	18553 MICRO-USB CABLE	00150 SILICONE MOUNT	00151 SCREW-BRACKET MOUNT	00481 SILICONE MOUNT
---------------------------------------	--------------------------	-------------------------	---------------------------------	-------------------------

LIGHTING SYSTEMS
POWER LIGHTS



BUSTER 150

The smallest and lightest power light from SIGMA, incl. the new silicone bracket, weighs as little as 76 grams. 150 lumens in an extremely compact design characterise the BUSTER 150 as a universal companion with an outstanding light output.

BEAM RANGE: 74 m*

FEATURES

- Maximum light output: 150 lumens
- Beam range: 74 m*
- Five light modes: High (150 lm), Mid (75 lm), Low (35 lm), Night flashing (100/40 lm), Day flashing (40 lm)
- Run time: 3 h in High mode, 7.5 h in Mid mode, 14.5 h in Low mode, 5 h in Night flashing mode, 25 h in Day flashing mode
- Charge time: 2.5 h
- 360° adjustable silicone mount with quick release
- Tool-free mounting
- Switch on protection (double click for ON)
- Splash resistant in accordance with IPX4
- SIGMA light guide for outstanding visibility
- Five pre-set mode profiles
- Mode memory function
- Short button press shows the battery status
- Integrated USB-C charge function
- Three-stage battery/charge indicator
- Charging possible during operation
- Weight: 76 g (incl. bracket)
- OSRAM LED

*Basis ANSI Nema FL1

NEW!

OSRAM
LEDs
Included



Item no. 19150

BUSTER 150 contents:
BUSTER 150, USB-C cable



Item no. 19170

BUSTER 150 / NUGGET II FLASH Complete set
BUSTER 150, NUGGET II FLASH,
USB-C cable, Micro-USB cable



5 Modes

with 5 Preset Profiles
& Mode Memory

BUSTER 150 MODES		
MODE	LUMENS	RUN TIME
High	≤ 150	≤ 3 h
Mid	≤ 75	≤ 7.5 H
Low	≤ 35	≤ 14.5 H
Night Flashing	≤ 100/40	≤ 5 H
Day Flashing	≤ 40	≤ 25 H

ACCESSORIES

BUSTER 150			
00150 SILICONE MOUNT		00151 SCREW-BRACKET MOUNT	
00154 GOPRO- AND FRONT LIGHT ADAPTER (for LONG and SHORT BUTLER)		20501 USB-C CHARGER	
		18460 USB-C-CABLE	
		00153 HELMET BRACKET SET	



Lateral visibility

The BUSTER 150 has the logo on the longitudinal sides. It functions as a light guide so that cyclists are more visible from the side.




New silicone bracket

The integrated slider can be used to quickly push the BUSTER 150 up and down on the bracket. The power light can therefore be removed from the handlebars without the bracket and securely stowed in a rucksack.



USB-C charging

Thanks to the USB-C interface, the BUSTER 150 can be charged quickly. Only 2.5 hours are needed for the entire charging process.



BUSTER 400

The BUSTER 400 is the all-rounder for every occasion. With 400 lumens and a range of 120 metres, it provides the best possible view of nearby roads and pathways. Five light modes and a memory module ensure that the right amount of light is always available. The six-level battery indicator on the upper side show the remaining battery charge exactly.



BEAM RANGE: 120 m*
FEATURES

NEW!

OSRAM
LEDs
Included



Item no. 19600

BUSTER 400 contents:
BUSTER 400, USB-C cable

- Maximum light output: 400 lumens
- Beam range: 120 m*
- Five light modes: High (400 lm), Mid (200 lm), Low (100 lm), Night flashing (300/100 lm), Day flashing (100 lm)
- Run time: 2 h in High mode, 4 h in Mid mode, 9 h in Low mode, 5 h in Night flashing mode, 30 h in Day flashing mode
- Charge time: 3 h
- 360° adjustable silicone mount with quick release
- Tool-free mounting
- Switch on protection (double click for ON)
- Splash resistant in accordance with IPX4
- SIGMA light guide for outstanding visibility
- Five pre-set mode profiles
- Mode memory function
- Short button press shows the battery status
- Integrated USB-C charge function
- Six-stage battery indicator and five-stage charge indicator
- Charging possible during operation
- Weight: 107 g (incl. bracket)
- OSRAM LED

*Basis ANSI Nema FL1

BUSTER 400 MODES

MODE	LUMENS	RUN TIME
High	≤ 400	≤ 2 h
Mid	≤ 200	≤ 4 h
Low	≤ 100	≤ 9 h
Night Flashing	≤ 300/100	≤ 5 h
Day Flashing	≤ 100	≤ 25 h



5 Modes
with 5 Preset Profiles & Mode Memory

6 level battery indicator



Lateral visibility

The BUSTER 400 has the logo on the longitudinal sides. It functions as a light guide so that cyclists are more visible from the side.



6 level battery indicator

The six-level battery indicator on the upper side of the light provides clear information about the remaining battery capacity.



USB-C charging

Thanks to the USB-C interface, the BUSTER 400 can be charged quickly. Only 3 hours are needed for the entire charging process.



Item no. 19630

BUSTER 400 / BUSTER RL 80 Complete set
BUSTER 400, BUSTER RL 80, USB-C cable



Item no. 19620

BUSTER 400 / BLAZE FLASH Complete set
BUSTER 400, BLAZE FLASH, USB-C cable, Micro-USB cable

ACCESSORIES

BUSTER 400			
00150 SILICONE MOUNT		00151 SCREW-BRACKET MOUNT	
00153 HELMET BRACKET SET		00154 GOPRO- AND FRONT LIGHT ADAPTER (for LONG and SHORT BUTLER)	
20501 USB-C CHARGER		18460 USB-C-CABLE	



BEAM RANGE: 170 m*

FEATURES

- Maximum light output: 800 lumens
- Beam range: 170 m*
- Five light modes: High (800 lm), Mid (400 lm), Low (150 lm), Night flashing (600/200 lm), Day flashing (200 lm)
- Run time: 2 h in High mode, 3 h in Mid mode, 9 h in Low mode, 5 h in Night flashing mode, 30 h in Day flashing mode
- Charge time: 4 h
- 3D adjustable Screwbracket incl. quick release
- Switch on protection (double click for ON)
- Splash resistant in accordance with IPX4
- SIGMA light guide for outstanding visibility
- Five pre-set mode profiles
- Mode memory function
- Short button press shows the battery status
- Tool-free mounting
- Integrated USB-C charge function
- Six-stage battery indicator and five-stage charge indicator
- Charging possible during operation
- Weight: 150 g (incl. bracket)
- CREE LED

* Basis ANSI Nema FL1

BUSTER 800 / HL

A whopping 800 lumens and a beam range of 170 metres make the BUSTER 800 a reliable partner for nocturnal cycling adventures. Precise LED indicators on the upper side of the power light show how much battery charge is left and which of the five light modes have been selected. There are two kinds of BUSTER 800: one can be mounted on the handlebars and one can be attached to the helmet (HL).

NEW!

CREE LEDs

Item no. 19800

BUSTER 800 contents:
BUSTER 800, USB-C cable








Item no. 19810

BUSTER 800 HL contents:
BUSTER 800, Helmet bracket, USB-C cable

ACCESSORIES

BUSTER 800 / BUSTER 800 HL

<p>00150 SILICONE MOUNT</p> 	<p>00151 SCREW-BRACKET MOUNT</p> 	<p>00153 HELMET BRACKET SET</p> 
<p>00154 GOPRO- AND FRONT LIGHT ADAPTER (for LONG and SHORT BUTLER)</p> 	<p>20501 USB-C CHARGER</p> 	<p>18460 USB-C-CABLE</p> 

5 modes indicator

with 5 Preset Profiles & Mode Memory



6 level battery indicator

BUSTER 800 MODES			
MODE	INDICATOR	LUMENS	RUN TIME
High		≤ 800	≤ 2 h
Mid		≤ 400	≤ 3 H
Low		≤ 150	≤ 9 H
Night Flashing		≤ 600/200	≤ 5 H
Day Flashing		≤ 200	≤ 30 H



Lateral visibility

The BUSTER 800 has the logo on the longitudinal sides. It functions as a light guide so that cyclists are more visible from the side.



5 modes indicator

Precise LED indicators on the upper side of the power light show exactly which of the five light modes has been selected.



USB-C charging

Thanks to the USB-C interface, the BUSTER 800 can be re-charged quickly. Only 4 hours are needed for the entire charging process.



Item no. 19830

BUSTER 800 / BUSTER RL 80 Complete set
BUSTER 800, BUSTER RL 80, USB-C cable



Item no. 19820

BUSTER 800 / BUSTER RL 150 Complete set
BUSTER 800, BUSTER RL 150, USB-C cable



BUSTER 1100 MODES			
MODE	INDICATOR	LUMENS	RUN TIME
High		≤ 1100	≤ 2 h
Mid		≤ 800	≤ 2.5 h
Low		≤ 400	≤ 5 h
Eco		≤ 150	≤ 16 h
Night Flashing		≤ 800/ 400	≤ 5 h
Day Flashing		≤ 200	≤ 50 h



6 modes indicator
with 5 Preset Profiles & Mode Memory

6 level battery indicator



Lateral visibility

The BUSTER 1100 has the logo on the longitudinal sides. It functions as a light guide so that cyclists are more visible from the side.



Double lens with OSRAM LEDs

Double lenses and twin LEDs give riders who use the BUSTER 1100 superior brightness in a unique design.



USB-C fast charging

Thanks to the new USB-C interface, the BUSTER 1100 can be re-charged very quickly. Only 3 hours are needed for the entire charging process.



Item no. 19870
BUSTER 1100 / BUSTER RL 150 Complete set
BUSTER 1100, BUSTER RL 150,
USB-C cable

BUSTER 1100 / HL

Thanks to its 1100 lumens and a beam range of 165 m, the BUSTER 1100 ensures perfectly illuminated trails. With six light modes and a run time of up to 50 hours, no night ride can be long enough. The USB-C charging function is practical and environmentally friendly at the same time. There are two kinds of power light to choose from: one for attachment to the handlebars and one for attachment to the helmet (HL).



BEAM RANGE: 165 m*

FEATURES

- Maximum light output: 1100 lumens
- Beam range: 165 m*
- Six light modes: High (1100 lm), Mid (800 lm), Low (400 lm), Eco (150 lm), Night flashing (800/400 lm), Day flashing (200 lm)
- Run time: 2 h in High mode, 2.5 h in Mid mode, 5 h in Low mode, 16 h in Eco mode, 5 h in Night flashing mode, 50 h in Day flashing mode
- Charge time: 3 h
- 3D adjustable Screwbracket incl. quick release
- Switch on protection (double click for ON)
- SIGMA light guide for outstanding visibility
- Splash resistant in accordance with IPX4
- Five pre-set mode profiles
- Mode memory function
- Short button press shows the battery status
- Tool-free mounting
- Integrated USB-C quick charge function
- Six-stage battery indicator and five-stage charge indicator
- Charging possible during operation
- Weight: 215 g (incl. bracket)
- OSRAM LED

* Basis ANSI Nema FL1

NEW!

OSRAM
LEDs
Included



Item no. 19850

BUSTER 1100 contents:
BUSTER 1100, USB-C cable quick charge



Item no. 19860

BUSTER 1100 HL contents:
BUSTER 800, Helmet bracket,
USB-C cable quick charge

ACCESSORIES

BUSTER 1100 / BUSTER 1100 HL

00150 SILICONE MOUNT		00151 SCREW-BRACKET MOUNT		00153 HELMET BRACKET SET	
00154 GOPRO- AND FRONT LIGHT ADAPTER (for LONG and SHORT BUTLER)		18461 CHARGER + USB-C-CABLE QUICK CHARGER		18462 USB-C-CABLE QUICK CHARGER	



BEAM RANGE: 200 m

FEATURES

- Maximum light output: 2000 lumens
- Beam range: 200 m
- Seven light modes: High-power mode (2000 lm), Power mode (1100 lm), Standard mode (600 lm), Eco mode (300 lm), Flashing, Pulse and SOS-flashing mode
- Run time: 2.5 h in High-power mode, 5 h in Power mode, 10 h in Standard mode, 20 h in Eco mode, 9 h in Flashing mode, 11 h in Pulsing mode, 10 h in SOS-flashing mode
- Switch on protection (double click for ON)
- Splash resistant in accordance with IP44
- Weight: 125 g

BATTERY PACK

- 6400 mAh (Panasonic cells)
- Powerbank function: USB port for charging external devices
- Power monitor: 4-stage LED capacity display
- Charge time: 5 h
- Splash resistant in accordance with IP44
- Silicone straps for scratch-proof mounting on the frame
- Weight: 344 g

REMOTE

- Large fluorescent buttons
- Tool-free mounting on the handlebar
- Switch on protection (double click for ON)
- Interference-free 2.4 GHz transmission
- Splash resistant in accordance with IP44
- Weight: 14 g



BUSTER 2000 / HL

Turn night into day using the strongest power light ever made by SIGMA. The 2000 lumens produced by 3 CREE LEDs and the ultra-powerful battery pack make the BUSTER 2000 an amazing light for night rides and races. There are two kinds of power light: one for mounting on the handlebars and one for mounting on the helmet (HL).



Item no. 17001

BUSTER 2000 HL contents:
BUSTER 2000, battery pack, extension cable, charger, screw-bracket, helmet bracket, adapter for action camera bracket, remote control



Item no. 17000

BUSTER 2000 contents:
BUSTER 2000, battery pack, extension cable, charger, screw-bracket, helmet bracket, adapter for action camera bracket, remote control



Flexible mounting

Three mounting brackets are included with the BUSTER 2000. The silicone bracket can be attached quickly and without tools. The universal helmet bracket adapts to fit all conventional helmets. There is also an adapter that can be connected to action cam brackets.



Battery Pack

In the Panasonic cells built into the battery pack ensure an output of 6,400 mAh. The current charging status of the battery can be read using the four-stage indicator. A USB port can be used to charge additional devices such as bike computers or smartphones.



Remote Control

The BUSTER 2000 comes with a wireless remote control that weighs only 14 grams. This is especially handy when using the light on your helmet. The remote control attaches to your handlebars with an o-ring and can be quickly found at night as the buttons glow in the dark. It uses an interference free 2.4 GHz transmission signal.

LIGHTING SYSTEMS
REAR LIGHTS





VISIBILITY RANGE: 400 m

FEATURES

- 400 m visibility range
- Run time: 29 h
- Tool-free mounting with flexible silicone mount
- Incl. batteries (2x AAA)
- Side visibility
- Two-stage battery/charge indicator
- Splash resistant in accordance with IPX4
- Weight: 27 g (incl. bracket, without batteries)

CURVE

A chic design at a reasonable price: the CURVE battery rear light with its extra-long run time (29 hours) has unrestricted StVZO approval and will spice up the rear of every seat post with sporty aesthetics.



NUGGET II / FLASH

Small, compact and rechargeable. NUGGET II / FLASH is the reliable and cost-efficient taillight with very good visibility all around.



VISIBILITY RANGE: 400 m

FEATURES

- 400 m visibility range
- Charge time: 2 h
- Tool-free mounting with O-ring bracket
- Integrated Micro-USB charge function
- Side visibility
- Two-stage battery/charge indicator
- Splash resistant in accordance with IPX4
- Weight: 24 g

NUGGET II

- 1 mode: standard
- Run time: 6 h

NUGGET II FLASH

- 3 modes: standard, High power and High power flashing
- Run time: 5 h (Standard mode), 2 h (High power mode), and 8 h (Flashing mode)



Item no. 15960

CURVE contents:
CURVE, 2x AAA batteries



Item no. 15050

NUGGET II
NUGGET II, Micro-USB cable, Holder with 2x O rings of different diameters

Item no. 15051

NUGGET II FLASH
NUGGET II FLASH, Micro-USB cable, Holder with 2x O rings of different diameters



Item no. 15970

AURA 30 / CURVE Complete set
AURA 30, CURVE, 2x AA, 2x AAA batteries



Item no. 17360

AURA 35 USB / NUGGET II Complete set
AURA 35 USB, NUGGET II, Micro-USB cable



Item no. 17460

AURA 45 USB / NUGGET II Complete set
AURA 40 USB, NUGGET II, Micro-USB cable



Item no. 17750

AURA 60 USB / NUGGET II Complete set
AURA 60 USB, NUGGET II, Micro-USB cable



Item no. 17850

AURA 80 USB / NUGGET II Complete set
AURA 80 USB, NUGGET II, Micro-USB cable



Item no. 19170

BUSTER 150 / NUGGET II FLASH Complete set
BUSTER 150, NUGGET II FLASH, USB-C cable, Micro-USB cable

ACCESSORIES

CURVE

00361
BATTERY PACK
AAA ALKALINE BATTERY,
2 PCS.



00481
SILICONE MOUNT



ACCESSORIES

NUGGET II / NUGGET II FLASH

18552
CHARGER +
MICRO USB CABLE



18553
MICRO-USB CABLE



00468
O-RING BRACKET





VISIBILITY RANGE: 500 m

FEATURES

- 500 m visibility range
- Run time: 16 h
- Charge time: 2.2 h
- Tool-free mounting with flexible silicone mount
- Integrated micro USB charge function
- Wide beam angle (240°)
- Two-stage battery indicator
- Splash resistant in accordance with IPX4
- Weight: 25 g

SIGMA® INFINITY

Its almost limitless energy and extremely stylish look make the SIGMA® INFINITY rear light with its extra-long run time (up to 16 hours) the perfect companion for rides after dark. The extremely slim rear light has unrestricted StVZO approval and is guaranteed to upgrade the rear of every seat post.



BLAZE / FLASH

With a light range of about 500 meters, the brake light function and the day mode, the rear light BLAZE / FLASH considerably enhances the rider's safety in road traffic. This primarily benefits frequent travelers such as commuters and athletes. In addition, the rear light inspires with an extremely low weight and sporty design.



VISIBILITY RANGE: 500 m

FEATURES

- 3 LED brake light function
- Day and night mode
- 500 m visibility range
- Charge time: 3 h
- Tool-free mounting with flexible silicone mount
- Integrated micro USB charge function
- Improved side visibility
- Battery indicator
- Splash resistant in accordance with IPX4
- Weight: 22 g

NEW!

BLAZE

- 1 mode: standard
- Run time: 7 h

BLAZE FLASH

- 4 modes: Auto, Standard, Puls flashing, Eco flashing
- Run time: 9 h (Standard), 11 h (Puls flashing), 50 h Eco flashing



Item no. 15200

SIGMA® INFINITY contents:
SIGMA® INFINITY, Micro-USB cable



Item no. 15100

BLAZE contents:
BLAZE, Micro-USB cable



Item no. 15110

BLAZE FLASH contents:
BLAZE FLASH, Micro-USB cable



Item no. 17760

AURA 60 USB / SIGMA® INFINITY Complete set
AURA 60 USB, SIGMA® INFINITY, Micro-USB cable



Item no. 17860

AURA 80 USB / BLAZE Complete set
AURA 80 USB, BLAZE, Micro-USB cable



Item no. 19620

BUSTER 400 / BLAZE FLASH Complete set
BUSTER 400, BLAZE FLASH, USB-C cable, Micro-USB cable

ACCESSORIES

SIGMA® INFINITY

18552
CHARGER +
MICRO USB CABLE



18553
MICRO-USB CABLE



00481
SILICONE MOUNT



ACCESSORIES

BLAZE / BLAZE FLASH

18552
CHARGER +
MICRO USB CABLE



18553
MICRO-USB CABLE



00481
SILICONE MOUNT





VISIBILITY RANGE: 1500 m

FEATURES

- 1500 m visibility range
- Five modes: High (25 lm), Low (5 lm), Day flashing (80 lm), Night flashing (15 lm), Eco flashing (5 lm)
- Run time: 2 h in High mode, 7 h in Low mode, 4.5 h in Day flashing mode, 6.5 h in Night flashing mode, 12 h in Eco flashing mode
- Mode memory function
- Short button press shows the battery status
- Charge time: 2 h
- Tool-free mounting with flexible silicone mount
- Integrated USB-C charge function
- 240 degree wide angle optics
- Three-stage battery indicator
- Splash resistant in accordance with IPX4
- Weight: 29 g (incl. bracket)

BUSTER RL 80

The BUSTER RL 80 provides a light output of up to 80 lumens and is therefore more than bright enough for tours during daylight hours. There are five light modes to choose from: High, Low, Day flashing, Night flashing and Eco flashing. A practical feature, especially for longer tours. Thanks to the USB-C interface, the rear light can be charged in a mere two hours.



BUSTER RL 150

With up to 150 lumens of brightness, the rear light convinces with a fantastic visibility range of 2,000 metres, the brake light function and five light modes for day and night. In the energy-saving flashing mode, the run time is a good 28 hours. The side window ensures that bike riders in city traffic are easy to see from both sides.



VISIBILITY RANGE: 2000 m

FEATURES

- 2000 m visibility range
- 2 LED brake light function
- Five modes: High (40 lm), Low (5 lm), Day flashing (150 lm), Night flashing (25 lm), Eco flashing (5 lm)
- Run time: 4 h in High mode, 20 h in Low mode, 6 h in Day flashing mode, ≤ 7 h in Night flashing mode, 20 h in Eco flashing mode
- Mode memory function
- Short button press shows the battery status
- Charge time: 3 h
- Tool-free mounting with flexible silicone mount
- Integrated USB-C charge function
- 280 degree wide angle optics
- Three-stage battery indicator
- Splash resistant in accordance with IPX4
- Weight: 38 g (incl. bracket)



NEW!

Item no. 15500

BUSTER RL 80 contents:
BUSTER RL 80, USB-C cable

NEW!



Item no. 15600

BUSTER RL 150 contents:
BUSTER RL 150, USB-C cable



Item no. 19630

BUSTER 400 / BUSTER RL 80 Complete set
BUSTER 400, BUSTER RL 80,
USB-C cable



Item no. 19830

BUSTER 800 / BUSTER RL 80 Complete set
BUSTER 800, BUSTER RL 80,
USB-C cable



Brake light

The integrated acceleration sensor enables the two bright LEDs to signal braking for others on the road.



Item no. 19820

BUSTER 800 / BUSTER RL 150 Complete set
BUSTER 800, BUSTER RL 150,
USB-C cable



Item no. 19870

BUSTER 1100 / BUSTER RL 150 Complete set
BUSTER 1100, BUSTER RL 150,
USB-C cable

ACCESSORIES

BUSTER RL 80



ACCESSORIES

BUSTER RL 150



HEADLAMP

HEADLED II

The HEADLED II is a diverse light for nearly all sports and the outdoors. The super-light and compact headlamp is rechargeable, delivering 120 lumens output and up to 35 metres of light range with a very broad lighting pattern. A boost mode provides a short-term high-power output of 180 lumens.



Item no. 18850

HEADLED II contents:
HEADLED II, headband, USB cable

ACCESSORIES

HEADLED II

18553
MICRO-USB CABLE



18552
CHARGER +
MICRO-USB CABLE



Subject to technical changes



BEAM RANGE: 35 M
FEATURES

- Integrated Li-ion rechargeable battery with MICRO-USB recharging function
- 4 modes: power (120 lm), standard (60 lm), eco (10 lm), boost (180 lm)
- Beam range: up to 35 m
- Run time: up to 2 h in Power mode, up to 5 h in Standard mode, up to 20 h in Eco mode
- Two-stage battery/charge status indicator
- Removable, washable elastic band
- Splash resistant in accordance with IP44
- Visibility: 400 m
- Weight: 57 g



Adjustable lighting angle

Adjustable for all applications and optimum lighting.

LIGHTING SYSTEMS FUNCTION OVERVIEW

	AURA 30	AURA 35 USB	AURA 45 USB	AURA 60 USB	AURA 80 USB	AURA 100 LINK	BLAZE LINK	HEADLED II
Lighting type	LED	CREE LED	Osram LED	Osram LED	Osram LED	Osram LED	LED	Samsung LED
Maximum lighting duration	15 h*	12 h	21 h	10 h	15 h	15 h	7 h	20 h
Effectiveness [lux]	≤ 30 lux	≤ 35 lux	≤ 45 lux	≤ 60 lux	≤ 80 lux	≤ 100 lux	-	-
Light output [lumens]	-	-	-	-	-	-	-	≤ 180 lumens
Energy supply	2 x AA	Integrated Li-ion rechargeable battery	Integrated Li-ion rechargeable battery	Integrated Li-ion rechargeable battery	Integrated Li-ion rechargeable battery	Integrated Li-ion rechargeable battery	Integrated Li-ion rechargeable battery	Integrated Li-ion rechargeable battery
Water resistant	IPX4	IPX4	IPX4	IPX4	IPX4	IPX4	IPX4	IP44
Tool-free mounting	●	●	●	●	●	●	●	●
Horizontally adjustable mount	●	●	●	●	●	●	-	-
Unifit 22-35 mm	●	●	●	●	●	●	-	-
Unifit 25-32 mm	-	-	-	-	-	-	●	-
Integrated charge function	-	Micro-USB	Micro-USB	Micro-USB	Micro-USB	Micro-USB	Micro-USB	Micro-USB
Special functions	-	-	Brightness sensor	Light Guide	Battery and mode indicator, Light Guide	Battery and mode indicator, Light Guide, Brightness sensor	Brake light function Wireless connected	-

	CURVE	NUGGET II / FLASH	SIGMA [®] INFINITY	BLAZE / FLASH	BUSTER RL 80	BUSTER RL 150	BUSTER 150	BUSTER 400	BUSTER 800 / HL	BUSTER 1100 / HL	BUSTER 2000 / HL
Lighting type	LED	LED	LED	LED	LED	LED	Osram LED	Osram LED	CREE LED	2 x Osram LED	3 x CREE LED
Maximum lighting duration	29 h*	6 h / 8 h	16 h	7 h / 50 h	12 h	20 h	25 h	25 h	30 h	50 h	20 h
Light output [lumens]	-	-	-	-	≤ 80 lumens	≤ 150 lumens	≤ 150 lumens	≤ 400 lumens	≤ 800 lumens	≤ 1100 lumens	≤ 2000 lumens
Energy supply	2 x AAA	Integrated Li-ion rechargeable battery	Integrated Li-ion rechargeable battery	Integrated Li-ion rechargeable battery	Integrated Li-ion rechargeable battery	Integrated Li-ion rechargeable battery	Integrated Li-ion rechargeable battery	Integrated Li-ion rechargeable battery	Integrated Li-ion rechargeable battery	Integrated Li-ion rechargeable battery	BUSTER Battery Pack
Water resistant	IPX4	IPX4	IPX4	IPX4	IPX4	IPX4	IPX4	IPX4	IPX4	IPX4	IP44
Tool-free mounting	●	●	●	●	●	●	●	●	●	●	●
Horizontally adjustable mount	-	-	-	-	-	-	●	●	●	●	●
Unifit 22-35 mm	-	-	-	-	-	-	●	●	●	●	●
Unifit 25-32 mm	●	●	●	●	●	●	-	-	-	-	-
Integrated charge function	-	Micro-USB	Micro-USB	Micro-USB	USB-C	USB-C	USB-C	USB-C	USB-C	USB-C Fast charging	●
Special functions	-	-	-	Brake light function	-	Brake light function	Light Guide	Light Guide, Battery indicator	Light Guide, Battery and mode indicator	Light Guide, Battery and mode indicator	Remote control

*Depending on the batteries



E-BIKE SERIES



E-BIKE COMPATIBILITY LIST

Information about ROX and EOX® series compatibility with many e-bike system can be found at goto.sigmasport.com/eox-ebike-comp or by scanning the QR code with a smart phone.





EOX® VIEW 1300

With its flat design, the cable-free EOX® VIEW 1300 fits discreetly into the overall image of the e-bike and ensures a clean looking cockpit. It's equipped with a long-life battery. This allows it to be rotated out of the mount like a regular bike computer. The high-performance ANT+ and Bluetooth interface ensure a secure data connection. The three buttons at the bottom make the e-bike computer easy to use. The transfective FSTN display ensures ideal readability even in direct sunlight. An integrated sensor automatically adjusts display brightness relative to the ambient light. The EOX® VIEW 1300 can communicate with the EOX® app via BLE.

HIGHLIGHTS:

- E-bike functions* (Assist Mode, range, speed, battery charge level, power produced, power comparison (power produced and motor power), cadence, light status (full/dimmed beam), gear indicator and change recommendation)
- Heart rate (with the BLE chest strap) and training indicator
- Calories burnt
- Segmented FSTN display
- Navigation with komoot turn-by-turn instructions
- E-system and smart phone connection, time, and date
- Backlight
- (optional) remote control with EOX® Remote 500
- Customization with the EOX® app

* Function availability is dependent on the e-system connected.



PRECISE POSITIONING

The OVERCLAMP BUTLER offers perfect EOX® VIEW 1300 alignment, even on short stems – then the computer head can be positioned centrally above the stem at the level of the handlebars. This maintains a clean and uncluttered cockpit. The Butler fits handlebars of 31.8 and 35 mm diameters.



EOX® APP

The EOX® VIEW 1300 can communicate with the EOX® app via BLE. The EOX® app offers analysis and customization options. The app can then be used to specify which trip data is displayed on the EOX® VIEW 1300. Numerous social media channel integrations are available, so ride data can be shared anytime, anywhere.

More information about the EOX® app can be found on page 80.



WEARABLES

PC 15.11

The circular shape says it all: the PC 15.11 not only counts calories, but also the laps that the athlete covers. At the press of a button, the intervals can also be viewed during training.



Item no. 21514

GRAY

PC 15.11 contents:
Heart rate monitor,
analogue chest belt

FUNCTIONS:

- Current, average and maximum heart rate
- Lap counter (50 laps)
- Target zone with zone indicator
- % of training time in zone
- Intensity zones
- Calorie counter
- Zone alarm
- Stop watch
- Clock
- Date

FEATURES:

- ECG-accurate*
- Backlit display
- Full text display with 5 available
- Watertight in accordance with 3 ATM**

*Compatible chest strap required
**Do not push the button under water



Item no. 21515

RED



Item no. 21516

BLUE



Item no. 21517

MINT



Item no. 21518

GRAY BLUE

ACCESSORIES

PC 15.11

20303
BRUSTGURT ANALOG
Pulsabnehmer
mit Sender
inkl. Elastikgurt



20311
ELASTIKGURT



00342
LITHIUM-BATTERIE
CR 2032
Einzel



00349
LITHIUM-BATTERIE
CR 2032
10er-Blister

10 X



FUNCTIONS:

- Heart rate
- Stop watch with display down to one tenth of a second
- Clock

FEATURES:

- ECG-accurate*
- Top button
- Watertight in accordance with 3 ATM**

* Compatible chest strap required
 ** Do not push the button under water

iD.GO

Anyone looking for an easy to use sport watch with heart rate functions should consider the iD.GO. It has an attractive design with a large display and comes with a chest strap that measures heart rate as precisely as an ECG. With only one button, the watch is extremely easy to use and is available at a very attractive price.



Item no. 24500
BLACK

iD.GO contents:
 Heart rate monitor,
 analogue chest belt



Item no. 24510
PLUM



ECG-ACCURATE HEART RATE MEASUREMENT

ACCESSORIES

iD.GO

20303
 ANALOGUE
 CHEST BELT
 Transmitter
 incl. elastic strap



00342
 LITHIUM BATTERY
 CR 2032
 Individual



iD.RUN HR

The iD.RUN HR is the ideal training companion for the recreational runner or for training for the next half marathon. Speed and distance are measured via GPS and the heart rate is measured by means of an optical sensor on the wrist. This makes a breast strap superfluous. In addition, the running clock provides an integrated activity tracker for daily motivation. A detailed evaluation of the training data is possible via the DATA CENTER or by means of NFC transmission via the SIGMA LINK app.



Item no. 24900
BLACK

iD.RUN HR contents:
 Heart rate monitor,
 USB cable,
 operating instructions



Item no. 24910
PACIFIC BLUE



Item no. 24920
ROUGE

ACCESSORIES

iD.RUN HR

18550
 CHARGER +
 MICRO USB CABLE



18551
 MICRO USB
 CABLE



FUNCTIONS:

- GPS
- Distance indicator
- Lap counter
- Monthly workout statistics
- Personal best
- Activity tracking
- HR-FUNCTIONS**
- Current/average/maximum heart rate
- Intensity zones
- Target zone

FEATURES:

- Wrist based heart rate
- Fast access to the current heart rate
- Backlit display
- Silicone wrist strap
- Mineral glass
- Watertight in accordance with IPX7*
- Compatible with the SIGMA LINK app via NFC
- Compatible with DATA CENTER via USB

* Do not push the button under water
 For a full overview of functions, see page 78



WRIST-BASED HEART RATE



SnapOn
BIKE MOUNT



WRIST-BASED
HEART RATE



SnapOn
BIKE MOUNT



WRIST-BASED
HEART RATE

iD.FREE

The iD.FREE is a versatile multi-sport watch for outdoor athletes and adventurers. It impresses with a variety of sport profiles, GPS navigation and robust design. Outdoor enthusiasts will also enjoy barometric altitude measurement, exergames and crash alert. Thus, the iD.FREE leaves nothing to be desired.



Item no. 24100
GREY

iD.FREE contents:
Heart rate monitor,
USB cable,
SnapOn Bike Mount,
operating instructions

FUNCTIONS:

- 7 Custom sport profiles
- GPS
- Smart light
- Crash alert
- Track and komoot navigation
- Target zone training
- 6 training views with up to 3 values
- Current / Avg. / Max. heart rate
- Barometric altitude measurement
- Weather trends
- Personal Best
- Connection to external sensors via Bluetooth Smart and ANT+ *
- Smart notifications
- Activity tracking including sleep analysis
- .FIT file format
- Detailed training assessment via LINK App and DATA CENTER
- Exergames including geocaching

FEATURES:

- High resolution display
- Waterproof to 5 ATM
- Wrist-based heart rate
- SnapOn Bike Mount
- Mineral glass display
- Rechargeable battery
- Interchangeable silicone wrist strap
- 3 watch faces

* Compatible sensors required
For a full overview of functions, see page 78



Item no. 24110
PLUM



Item no. 24120
GREEN



Item no. 24130
BLUE

ACCESSORIES

20334 SnapOn BIKE MOUNT	20333 CHARGING CABLE	20332 R1 DUO COMFORTX+ HR TRANSMITTER incl. textile chest belt (ANT+/Bluetooth Smart)	00462 R2 DUO COMBO speed/cadence (ANT+/Bluetooth Smart)
-------------------------------	----------------------------	---	--

iD.TRI

With its smart training system, individual competition planner and intuitive operation, the iD.TRI is the ideal companion for triathletes, beginner or professional. The flexible bike mount is very practical, with which the watch can be attached and removed from the handlebar or stem just as quickly with a simple hand movement.

FUNCTIONS:

- 4 Custom sport profiles
- GPS
- Smart light
- Crash alert
- Track and komoot navigation
- Target zone training
- 6 training views with up to 3 values
- Current / Avg. / Max. heart rate
- Barometric altitude measurement
- Weather trends
- Personal Best
- Connection to external sensors via Bluetooth Smart and ANT+*
- Smart notifications
- Activity tracking including sleep analysis
- .FIT file format
- Detailed training assessment via LINK App and DATA CENTER
- Competition mode and planner
- Special algorithms for swimming, cycling and running
- Workout function

FEATURES:

- High resolution display
- Wrist-based heart rate
- Waterproof to 5 ATM
- SnapOn Bike Mount
- Mineral glass display
- Rechargeable battery
- Interchangeable silicone wrist strap
- 3 watch faces

* Compatible sensors required
For a full overview of functions, see page 78



Item no. 24200 (Basic)
Item no. 24250 (Set)
BLACK

iD.TRI (Basic) contents:
Heart rate monitor, USB cable,
SnapOn Bike Mount,
operating instructions

iD.TRI (Set) contents:
USB cable, SnapOn Bike Mount,
R1 Blue Comfortx+, R2 DUO Combo
operating instructions



Item no. 24210 (Basic)
Item no. 24260 (Set)
NEON MINT



Item no. 24220 (Basic)
Item no. 24270 (Set)
NEON GREEN



Item no. 24230 (Basic)
Item no. 24280 (Set)
NEON RED

ACCESSORIES

20334 SnapOn BIKE MOUNT	20333 CHARGING CABLE	20332 R1 DUO COMFORTX+ HR TRANSMITTER incl. textile chest belt (ANT+/Bluetooth Smart)	00462 R2 DUO COMBO speed/cadence (ANT+/Bluetooth Smart)
-------------------------------	----------------------------	---	--

WEARABLES FUNCTION OVERVIEW

HEART RATE FUNCTIONS	PC 15.11	ID.60	ID.RUN HR	ID.FREE	ID.TRI
Heart rate	●	●	●	●	●
Average heart rate	●	-	●	●	●
Max. heart rate	●	-	●	●	●
% of the max. heart rate	-	-	●	●	●
Calorie counter	●	-	●	●	●
Intensity zones	●	-	●	●	●
% of training time in zone	●	-	●	●	●
Time in target zone	-	-	●	●	●
Target zone with zone indicator	●	-	●	●	●
Zone alarm	●	-	●	●	●
Preset training effect zones	-	-	-	●	●
Fast access to the current heart rate	-	-	●	●	●
Average heart rate/lap	-	-	●	●	●
Maximum heart rate/lap	-	-	●	●	●
Calories per lap	-	-	●	●	●
SPEED / DISTANCE					
Actual speed	-	-	●	●	●
Average speed	-	-	●	●	●
Average speed per lap	-	-	●	●	●
Total distance	-	-	●	●	●
Maximum speed	-	-	●	●	●
Lap distance	-	-	●	●	●
NAVIGATION FUNCTIONS					
Route navigation	-	-	-	●	●
Komoot navigation	-	-	-	●	●
Geocaching function	-	-	-	●	-
Preloading the satellite data for a quick training start	-	-	●	●	●
TIME FUNCTIONS					
Clock (12/24h)	●	●	●	●	●
Date	●	-	●	●	●
Training time	-	●	●	●	●
Stop watch with display down to one tenth of a second	●	●	●	-	-
Current lap time	-	-	●	●	●
Time taken for the last lap	-	-	●	●	●
Alarm	-	-	●	●	●
ACTIVITY TRACKING					
Activity tracking distance	-	-	●	●	●
Activity tracking calories	-	-	●	●	●
Activity tracking steps	-	-	●	●	●
Defined interim targets (bronze, silver, gold)	-	-	●	●	●
Individual daily target (steps)	-	-	●	●	●
Sleep tracking	-	-	-	●	●
Sleep phase detection	-	-	-	●	●
Exergames	-	-	-	●	-
RUNNING FUNCTIONS					
Current step frequency	-	-	●	●	●
Average step frequency	-	-	●	●	●
Step rate	-	-	●	●	●
Step length	-	-	●	●	●
BIKE FUNCTIONS					
Cadence	-	-	-	●	●
Watt measurement*	-	-	-	●	●
SWIMMING FUNCTIONS					
Swimming style	-	-	-	●	●
Number of lanes / Distance	-	-	-	●	●
Number of strokes per lane	-	-	-	●	●
SKI FUNCTIONS					
Number of ascents and descents	-	-	-	●	●
CONNECTIVITY					
Compatible with the SIGMA LINK app via NFC	-	-	●	-	-
Compatible with the SIGMA LINK app via Bluetooth	-	-	-	●	●
Compatible with SIGMA DATA CENTER via USB	-	-	●	●	●
Smart notifications	-	-	-	●	●
Crash alert	-	-	-	●	●

DEVICE PROPERTIES	PC 15.11	ID.60	ID.RUN HR	ID.FREE	ID.TRI
ECG-accurate heart rate measurement**	●	●	-	-	●
Automatic lap counter function	-	-	●	●	●
Auto Pause	-	-	●	●	●
Backlit display	●	-	●	●	●
Mineral glass	-	-	●	●	●
Monthly workout statistics	-	-	●	●	●
MyName function	-	-	●	-	-
Personal Best	-	-	●	●	●
Wrist-based heart rate	-	-	-	●	●
Lap View	50	-	99	●	●
Silicone wrist strap	-	-	●	●	●
Custom sport profiles	-	-	3	7	4
Tap function	-	-	-	-	-
Button lock	-	-	●	●	●
Button tones	-	-	●	-	-
Adjustable training views	-	-	●	●	●
Vibrating alarm	-	-	-	●	●
Full text display in available languages	5	-	8	8	8
Rechargeable battery	-	-	●	●	●
Summary after training	-	-	●	●	●
Competition mode / Planner	-	-	-	-	●
Smart light	-	-	-	●	●
Barometric altitude measurement	-	-	-	●	●
Workouts	-	-	-	-	●
ANT+	-	-	-	●	●
GPS	-	-	-	●	●
Bluetooth Smart	-	-	-	●	●
Digital three-axis compass	-	-	-	-	●
Water resistance	3 ATM***	3 ATM	IPX 7	5 ATM	5 ATM

* Compatible watt meter required
 ** Compatible chest strap required
 *** Do not push the button under water



POCKET TOOLS

22

POCKET TOOL LARGE

22 tools for screwdriver professionals and the all-round care package on the road.

8

POCKET TOOL SMALL

Pocket Tool Small, these are 8 tools. Small, compact and therefore ideal for the trouser or shirt pocket.



POCKET TOOL SMALL
Item no. 63000



FEATURES:

- Phillips screwdriver
- Slot screwdriver
- Spanner T25
- 2.5 / 3 / 4 / 5 / 8 mm Allen key
- Dimension: 74 x 29 x 11 mm
- Weight: 76 g

17

POCKET TOOL MEDIUM

The average size includes 17 tools and should not be missed on longer trips.



POCKET TOOL MEDIUM
Item no. 63001



FEATURES:

- Phillips screwdriver
- Slot screwdriver
- Spanner T25
- 2.5 / 3 / 4 / 5 / 8 mm Allen key
- Chain rivet
- Spoke wrench for 4 nipple sizes
- 2 Tyre levers
- Bottle opener
- Dimension: 96 x 48 x 11 mm
- Weight: 125 g



POCKET TOOL LARGE
ITEM NO. 63002



FEATURES:

- Phillips screwdriver
- Slot screwdriver
- Spanner T20 / T25
- 2.5 / 3 / 4 / 5 / 6 / 8 mm Allen key
- 8 mm hex key
- Chain rivet
- Chain holder
- Valve key
- Spoke wrench for 4 nipple sizes
- 2 Tyre levers
- Brake pad tool
- Knife
- Bottle opener
- Dimension: 86 x 47 x 21 mm
- Weight: 184 g

DATA WORLD

APPS & SOFTWARE





SIGMA RIDE

THE PERFECT COMPANION

EXPERIENCE IT LIVE

Activities are recorded with the SIGMA bike computer and can be analyzed immediately in the Live screen. The route and current GPS position can be displayed on the map. Distance travelled, training time elapsed, and metres of altitude uphill are also displayed, including an altitude profile.



CUSTOMIZING THE DISPLAY

Individual training views can be set easily during a ride or one of the pre-programmed views selected.

The SIGMA RIDE app status display provides reliable information about values such as the current bike computer battery charge and how much storage space is still available for tracks and ride data.

COMPATIBILITY

The SIGMA RIDE app is compatible with numerous SIGMA bike computers including: ROX 2.0, ROX 4.0, and ROX 11.1 EVO.

An overview of all compatible models can be found at goto.sigmasport.com/ride-app/kompatible-geraete



DOWNLOAD IT FREE!



ALL ROUTES AT A GLANCE

The SIGMA RIDE app enables cyclists to store all of their activities. The list view displays all tours with route, date, distance, ride time, and ascent/descent in an easy-to-read format. The most recent activity is always at the top of the timeline. The SIGMA PERFORMANCE INDEX can be used to visualise training intensity.

Specific details of each tour can be displayed in the activity screen. In addition to graphic profiles for each value (such as heart rate) a heat map with various colors shows performance along the route. Metainformation such as weather, temperature, and perception during the tour can be added to the activities.





FIND THE PERFECT ROUTE

SIGMA RIDE displays the best routes. They can be easily sent to the bike computer to follow immediately.

The SIGMA RIDE app can import tracks flexibly from other portals as .GPX files. SIGMA tracks, such as those created in the SIGMA DATA CENTER, can be synchronized in the SIGMA RIDE app via the SIGMA CLOUD. Tracks from third-party providers such as komoot can be made favorites in the app.

E-BIKE CONNECTIVITY

The SIGMA RIDE app is, of course, e-bike-ready. Graphic profiles and heat maps use a variety of colors to visualize how much of the route was ridden with what support level, the battery status over the course of the route, and much more.



SHARING WITH FRIENDS

The SIGMA RIDE app makes it very easy to share activities in your Strava feed add photos and notes about your adventures. Tour data can also be shared with other sports communities and social media platforms such as komoot, TrainingPeaks, Facebook, and Twitter. Activities can also be easily communicated through messenger services such as WhatsApp.





SIGMA EOX[®]

THE SIGMA EOX[®] APP IS PART OF THE SIGMA SPORT SOFTWARE WORLD AND COMPLEMENTS THE E-BIKE PRODUCTS WITH OTHER SMART FEATURES.



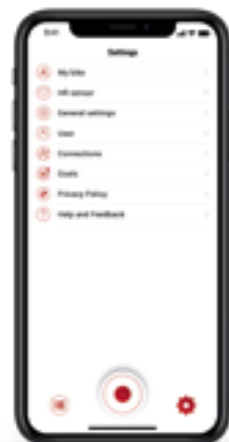
TRACK LOG

The app records all trips on the e-bike so that saved trips can be viewed and analyzed in detail.



CUSTOMISATION

The screens of the EOX[®] VIEWS can be customized with the app. Elements can also be shifted in the track log view.



SETTINGS

The EOX[®] app can be used to adjust the e-bike compatible components. In addition, the user can also set targets by distance (weekly, monthly, yearly).

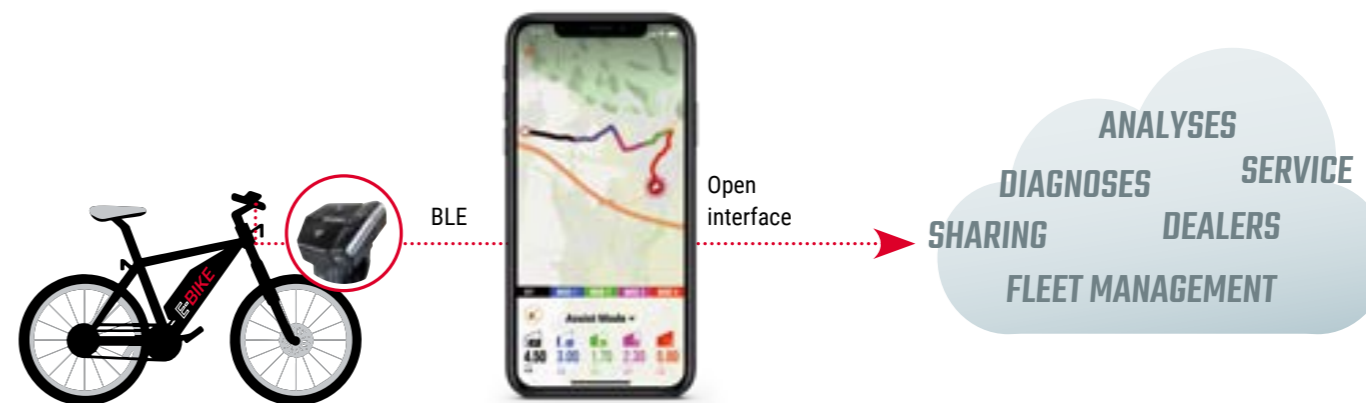


CONNECTIVITY & COMPATIBILITY

The app is compatible with all components of the EOX[®] series. In addition, a heart rate sensor can be connected via Bluetooth, and it is possible to share activities on multiple third-party portals such as Strava, Facebook and komoot.

CONNECTION TO THE DATA BACK END

The EOX[®] app can be connected to the data back end to analyze specific e-bike data, such as information on battery life, levels of support, or maintenance intervals. By cooperating with different providers, the back end can be adapted to individual customer needs.



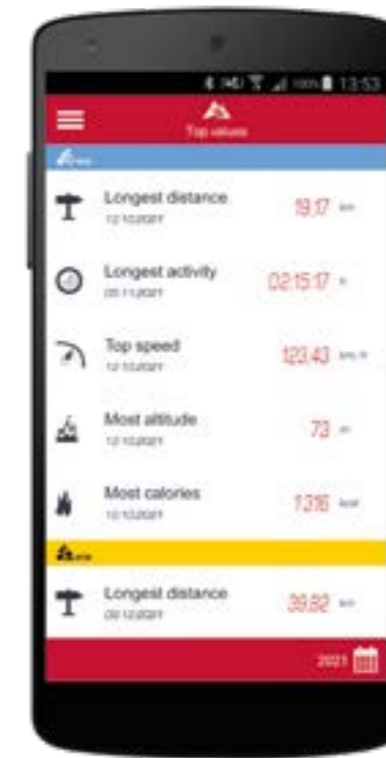
DOWNLOAD IT FREE!





SIGMA LINK

TRAINING EVALUATION ON THE ROAD



STATISTICS

Transferred training units are sorted by sport. Statistics can be displayed by week, month, and year, so that it is easy to identify periods of intense activity.

WHAT CAN THE SIGMA LINK APP DO?

With the app, trip data and device settings can be read out on the one hand and on the other, data such as settings or tracks saved in the app can be transferred to the bike computer. This works everywhere, even without data connection (map and GPS are not available offline).

Data sharing is also possible at any time. Due to the connection to various training portals like Strava, komoot, TrainingPeaks or even social networks such as Facebook and Twitter, one's own training results can be immediately shared. Planned or completed trips can be exchanged directly with komoot.

Another interesting feature is linking to Google Maps. This makes it easy and fast to navigate to the starting point of the track.



COMPATIBILITY

The SIGMA RIDE app is compatible with numerous SIGMA products including: PURE 1/ATS, ROX 12.0, iD.RUN, iD.TRI, and iD.FREE.

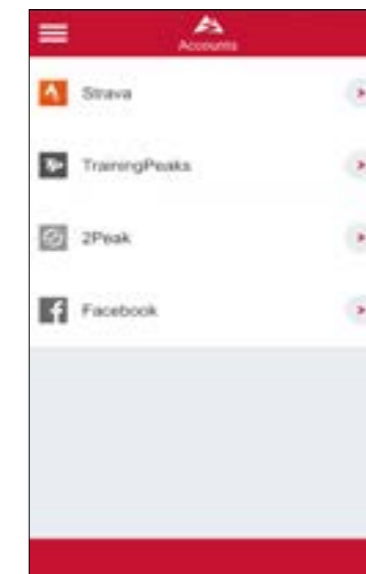
An overview of all compatible models can be found at sigma-compatibility.com

DOWNLOAD IT FREE!



TRACK VIEW

The app displays the route for each ride or run with a GPS device.



COMMUNITY

Routes and activities can be uploaded to and shared directly with third-party platforms such as Strava, TrainingPeaks, komoot, and Facebook.



DATA CENTER

SYSTEMATIC TRAINING EVALUATION AND ROUTE PLANNING FOR PC, MAC, AND TABLET




TRACKS

The DATA CENTER not only offers the tried-and-tested comprehensive training evaluation but now also comes with a map function and route planning.



DASHBOARD

The dashboard provides an overview of the connected device, the last training sessions, and statistics in extract form.



STATISTICS

Multi-device statistics give users a complete overview of all training sessions and types. Different display options and filters are possible.



ACTIVITIES

The log view shows all the training statistics at a glance, sorted by topic, and at the same time allows a graphical analysis of the training session.



CALENDAR

The calendar overview displays the training sessions from either a week or a month or a year in the classic calendar view.



SHARE

With just one click, the DATA CENTER can be used to upload activities to and share them on third-party platforms such as Strava, TrainingPeaks, komoot, and Twitter.

COMPATIBILITY

The DATA CENTER is compatible with numerous SIGMA products including: PURE 1/ATS, the ROX series, iD.RUN, iD.TRI, and iD.FREE.

An overview of all compatible models can be found at sigma-compatibility.com

DOWNLOAD IT FREE!



WWW.SIGMA-DOWNLOAD.COM

ACCESSORIES SIGMA ORIGINALS

SIGMA ORIGINALS

<p>00530 CABLE BRACKET 2032 (90 cm) For BC 5.0 WR, 8.0 WR, 10.0 WR</p> 	<p>00531 CABLE BRACKET 2450 (90 cm) For BC 12.0 WR, 14.0 WR</p> 
<p>00532 CABLE BRACKET 2032 (150 cm) For BC 5.0 WR, 8.0 WR, 10.0 WR</p> 	<p>00533 CABLE BRACKET 2450 (150 cm) For BC 12.0 WR, 14.0 WR</p> 
<p>00534 ATS HANDLEBAR BRACKET 2032 For BC 5.0 WL, 8.0 WL, 10.0 WL</p> 	<p>00535 STS HANDLEBAR BRACKET 2450 For BC 12.0 WL, 12.0 WL CAD, 14.0 WL, 14.0 WL CAD</p> 
<p>00536 CABLE KIT 2032 (90 cm) For BC 5.0 WR, 8.0 WR, 10.0 WR</p> 	<p>00537 MAGNET</p> 
<p>00538 POWER MAGNET</p> 	<p>00539 CADENCE MAGNET</p> 
<p>00540 ATS SPEED TRANSMITTER For BC 5.0 WL, 8.0 WL, 10.0 WL</p> 	<p>00541 STS SPEED TRANSMITTER For BC 12.0 WL, 12.0 WL CAD, 14.0 WL, 14.0 WL CAD</p> 
<p>00542 STS CADENCE TRANSMITTER For BC 12.0 WL CAD, 14.0 WL CAD</p> 	<p>00543 ATS BIKE 2 KIT 2032 For BC 5.0 WL, 8.0 WL, 10.0 WL</p> 
<p>00544 CABLE KIT 2450 (90 cm) For BC 12.0 WR, 14.0 WR</p> 	<p>00545 STS BIKE 2 KIT 2450 For BC 12.0 WL, 12.0 WL CAD, 14.0 WL, 14.0 WL CAD</p> 
<p>00546 STS CADENCE TRANSMITTER KIT For BC 12.0 WL CAD, 14.0 WL CAD</p> 	<p>00342 LITHIUM BATTERY CR 2032 Individual For BC 5.0 WR/WL, 8.0 WR/WL, 10.0 WR/WL, ATS SPEED TRANSMITTER, STS SPEED/CADENCE TRANSMITTER</p> 
<p>00349 LITHIUM BATTERY CR 2032 10 per blister For BC 5.0 WR/WL, 8.0 WR/WL, 10.0 WR/WL, ATS SPEED TRANSMITTER, STS SPEED/CADENCE TRANSMITTER</p> 	<p>20316 LITHIUM BATTERY CR 2450 Individual For BC 12.0 WL, 12.0 WL CAD, 14.0 WL, 14.0 WL CAD</p> 
<p>00502 OVERCLAMP BUTLER 2450 WL/WR For BC 12.0 WR, 14.0 WR, BC 12.0 WL, 12.0 WL CAD, 14.0 WL, 14.0 WL CAD</p> 	<p>00473 LONG BUTLER 2450 WL/WR For BC 12.0 WR, 14.0 WR, BC 12.0 WL, 12.0 WL CAD, 14.0 WL, 14.0 WL CAD</p> 

ACCESSORIES BIKE COMPUTER

TOPLINE 2016 AND OLDER / PURE 1/ATS

<p>00160 ATS SPEED TRANSMITTER For BC 7.16 ATS UND BC 9.16 ATS (also compatible with TOPLINE 2009 / 2012)</p> 	<p>00161 STS SPEED TRANSMITTER For BC 14.16 STS / BC 14.16 STS CAD / BC 16.16 STS / BC 16.16 STS CAD / BC 23.16 STS (also compatible with TOPLINE 2009 / 2012)</p> 
<p>00162 STS CADENCE TRANSMITTER For BC 14.16 STS / BC 14.16 STS CAD / BC 16.16 STS / BC 16.16 STS CAD / BC 23.16 STS (also compatible with TOPLINE 2009 / 2012)</p> 	<p>00164 MAGNET</p> 
<p>00165 POWER MAGNET</p> 	<p>00166 CADENCE MAGNET</p> 
<p>00201 CABLE KIT 2032 For BC 5.16 / 7.16 / 9.16 / 14.16 / 16.16</p> 	<p>00203 ATS TRANSMITTER KIT For BC 7.16 ATS / 9.16 ATS</p> 
<p>00204 STS BIKE 2 KIT 2032 For BC 14.16 STS / BC 14.16 STS CAD / BC 16.16 STS / BC 16.16 STS CAD</p> 	<p>00205 STS BIKE 2 KIT 2450 For BC 23.16 STS</p> 
<p>00206 STS CADENCE TRANSMITTER KIT Complete kit for BC 14.16 STS / BC 14.16 STS CAD / BC 16.16 STS / BC 16.16 STS CAD / BC 23.16 STS (also compatible with TOPLINE 2009 / 2012)</p> 	<p>00207 CABLE BRACKET 2032 For BC 5.16 / 7.16 / 9.16 / 14.16 / 16.16</p> 
<p>00208 ATS/STS HANDLEBAR BRACKET 2032 For BC 7.16 ATS / 9.16 ATS / 14.16 STS / 16.16 STS</p> 	<p>00209 STS HANDLEBAR BRACKET 2450 For BC 23.16 STS</p> 
<p>00342 LITHIUM BATTERY CR 2032 Individual for all BC TOPLINE 2016 (not for BC 23.16), all chest belts and transmitters</p> 	<p>00349 LITHIUM BATTERY CR 2032 10 per blister for all BC Topline 2016 (not for BC 23.16), all chest belts and transmitters</p> 
<p>00471 BUTLER III TOPLINE*</p> 	<p>20316 LITHIUM BATTERY CR 2450 For BC 23.16 STS</p> 
<p>20324 R1 STS COMFORTEX+ Textile chest belt incl. R1 STS transmitter For BC 23.16 STS</p> 	<p>20318 COMFORTEX+ ELASTIC STRAP Comfortex+ (without transmitter) only compatible with R1 and R3</p> 
<p>00210 CABLE BRACKET 2032 (150 cm)</p> 	












PURE GPS

<p>00463 GPS BRACKET</p> 	<p>00470 BUTLER II GPS</p> 
<p>18550 CHARGER + MICRO USB CABLE</p> 	<p>18551 MICRO USB CABLE</p> 
<p>20501 USB CHARGER</p> 	















*Applies to wireless TOPLINE 2016 bike computers

ACCESSORIES ROX

ROX 2.0 / ROX 4.0 / ROX 11.1 EVO

00463 GPS MOUNT For ROX 2.0, ROX 4.0, ROX 11.1 EVO		00475 SHORT BUTLER GPS For ROX 11.1 EVO	
00500 OVERCLAMP BUTLER GPS For ROX 2.0, ROX 4.0, ROX 11.1 EVO		18460 USB-C CABLE For ROX 2.0, ROX 4.0, ROX 11.1 EVO	
20318 ELASTIC BELT COMFORTEX+ For ROX 4.0, ROX 11.1 EVO		20331 R1 DUO HEART RATE TRANSMITTER For ROX 4.0, ROX 11.1 EVO	
20332 R1 DUO TRANSMITTER + CHEST BELT For ROX 4.0, ROX 11.1 EVO		20335 DUO MAGNETLESS SPEED For ROX 4.0, ROX 11.1 EVO	
20336 DUO MAGNETLESS CADENCE For ROX 4.0, ROX 11.1 EVO		00342 LITHIUM BATTERY CR 2032, Individual For DUO MAGNETLESS SPEED, DUO MAGNETLESS CADENCE	
00349 LITHIUM BATTERY CR 2032, 10 per blister For DUO MAGNETLESS SPEED, DUO MAGNETLESS CADENCE			

ROX 12.0








00165 POWER MAGNET For ROX 12.0		20520 THIN CADENCE MAGNET For ROX 12.0	
00349 LITHIUM BATTERY CR 2032 10 per blister for transmitters		00342 LITHIUM BATTERY CR 2032 Individual for transmitters	
00463 GPS BRACKET		00462 R2 DUO COMBO SPEED AND CADENCE (ANT+/Bluetooth Smart®) For ROX 12.0	
00470 BUTLER III GPS		18551 MICRO USB CABLE	
20318 ELASTIC BELT COMFORTEX+ For ROX 12.0		20331 R1 DUO HEART RATE TRANSMITTER (ANT+/Bluetooth Smart®) For ROX 12.0	
20332 R1 DUO COMFORTEX+ CHEST BELT INCLUDING TRANSMITTER (ANT+/Bluetooth Smart®) For ROX 12.0		00522 COLOURED SHELL SKY BLUE For ROX 12.0	
00523 COLOURED SHELL LIME GREEN For ROX 12.0		00524 COLOURED SHELL WILD ORANGE For ROX 12.0	

ACCESSORIES LIGHTING SYSTEMS

CURRENT PRODUCT RANGE FOR LIGHTING SYSTEMS

00146 SILICONE BRACKET For AURA 35 USB, AURA 45 USB, AURA 80 USB		00150 SILICONE BRACKET For AURA 100 LINK, BUSTER 150, 400, 800, 1100	
00147 SILICONE BRACKET For AURA 25, AURA 30		00151 SCREW-BRACKET For AURA 100 LINK BUSTER 150, 400, 800, 1100	
00154 GOPRO-AND FRONT LIGHT ADAPTER For LONG and SHORT BUTLER		00153 HELMET BRACKET SET For BUSTER 800 HL, 1100 HL	
00468 O-RING BRACKET For NUGGET II		00467 BUSTER HELMET BRACKET For BUSTER 100, 300, 700, 2000, POWERLED EVO / KARMA EVO	
00152 SILICONE MOUNT For BUSTER RL80/RL150		00481 SILICONE MOUNT For CURVE, BLAZE, SIGMA® INFINITY	
17002 BUSTER 2000 REMOTE CONTROL For BUSTER 2000 HL		17004 BUSTER BATTERY PACK For BUSTER 2000 HL / POWERLED EVO / KARMA EVO	
17005 CHARGER For BUSTER BATTERY PACK		18461 CHARGER FAST CHARGER + USB-C CABEL FAST CHARGER For BUSTER 1100 / HL	
18462 USB-C CABLE FAST CHARGER For BUSTER 1100 / HL		18553 MICRO USB CABLE For AURA 35 USB, AURA 45 USB, AURA 60 USB, AURA 80 USB, AURA 100 LINK, HEADLED II	
20501 USB-C CHARGER For BUSTER 150, BUSTER 400, BUSTER 800, BUSTER RL80, BUSTER RL150,		18460 USB-C CABLE For BUSTER 150, BUSTER 400, BUSTER 800, BUSTER RL80, BUSTER RL150,	
270310 LITHIUM BATTERY CR 2025 For BUSTER 2000 REMOTE		18552 CHARGER + MICRO USB CABLE For AURA 35 USB, AURA 45 USB, AURA 60 USB, AURA 80 USB, AURA 100 LINK, HEADLED II	
00455 BATTERY PACK TYP AA alkaline battery, 2 pcs. For AURA 30		00361 BATTERY PACK TYP AAA, alkaline battery, 2 pcs. For CURVE	

OLDER LIGHTING SYSTEM MODELS

00135 BRACKET For CUBERIDER II		00142 BRACKET For STEREO	
00347 LITHIUM BATTERY CR 1025 For BRAKELIGHT		00466 SILICONE MOUNT For CUBIC	
10341 BATTERY PACK LR1 alkaline battery, 2 pcs. For CUBERIDER and HIRO		10346 HS3 SPARE BULB For CUBELIGHT+II / VARIO, 2.4W / 6V	
18444 CHARGER For LIGHTSTER (only for use with rechargeable batteries)			

ACCESSORIES EOX®

EOX® VIEW 1300

20316
LITHIUM BATTERY CR 2450
Individual



42013
OVER CLAMP BUTLER EOX®



ACCESSORIES WEARABLES

ID.SERIES

00342
Lithium battery CR 2032
Individual,
For iD.60 and PC 15.11



20303
ANALOGUE CHEST BELT
HR transmitter incl. elastic strap
For iD.60 and PC 15.11



20311
ELASTIC STRAP
Compatible with 20303 and 20319



18551
MICRO USB CABLE
For iD.RUN/HR



20501
USB CHARGER



18550
CHARGER + MICRO USB CABLE
For iD.RUN/HR



20333
USB CABLE
For iD.FREE and iD.TRI



20334
SnapOn BIKE MOUNT
For iD.FREE and iD.TRI



OLDER SPORT WATCHES MODELS

00342
LITHIUM BATTERY CR 2032, Individual,
suitable for all heart rate monitors and SC6.12
and chest belts



00349
LITHIUM BATTERY CR 2032, 10 per blister,
suitable for all heart rate monitors and SC6.12
and chest belts



20303
ANALOGUE CHEST BELT
HR transmitter incl. elastic strap



20311
ELASTIC STRAP
Compatible with 20303 and 20319



20315
ELASTIC BELT
Compatible with STS chest belt (20330)



20316
LITHIUM BATTERY CR 2450
Suitable only for R3 transmitter



20318
COMFORTEX+ ELASTIC STRAP
Comfortex+ (without transmitter),
only compatible with R1 and R3
HR transmitter pods



20324
R1 STS COMFORTEX+
Textile chest belt incl. R1 STS transmitter,
POD compatible with PC 22.13 and PC 26.14



20330
STS CHEST BELT
Digitally encoded, HR transmitter incl.
elastic strap (compatible with PC 22.13
and PC 26.14)



18553
MICRO USB CABLE
For iD.LiFE







THE ORIGINAL SINCE 1982

SIGMA-ELEKTRO GmbH

Dr. -Julius-Leber-Straße 15
67433 Neustadt/Weinstraße
Germany

Tel. + 49 (0) 63 21-9120-0

Fax. + 49 (0) 63 21-9120-34

E-mail: info@sigmasport.com

www.sigmasport.com

