

Annotated and Illustrated Survey of the Marine Macroalgae from Motupore Island and Vicinity (Port Moresby area, Papua New Guinea).

III. Rhodophyta

Alan J. K. Millar^{A,D}, Olivier De Clerck^B, Eric Coppejans^B and Lawrence M. Liao^C

^ANational Herbarium of New South Wales, Royal Botanic Gardens Sydney, Mrs Macquaries Road, Sydney, NSW 2000, Australia.

^BVakgroep Biologie, Laboratorium Plantkunde, Universiteit Gent, K. L. Ledeganckstraat 35, B-9000 Gent, Belgium.

^CDepartment of Biology, University San Carlos, 6000 Cebu City, Philippines.

^DCorresponding author; email: alanm@rbgsyd.gov.au

Abstract

The marine benthic red algae of Motupore Island and vicinity (Port Moresby area, Papua New Guinea [PNG]) are documented and 36 of the 161 species are illustrated. All records are listed with bibliographic, biogeographic, taxonomic and nomenclatural comments. Apart from several undescribed taxa, which we are in the process of describing separately, none is endemic to the island at this stage. The discovery of the east Australian species *Gracilaria rhodymenioides* represents a substantial range extension as does *Ceramium lentiforme* from New South Wales. One species of *Gibsmithia* also represents a significant range extension from its Lord Howe Island, Norfolk Island and southern Great Barrier Reef distributions. *Platoma ardeanum* is reported from outside its Hawaiian distribution for the first time, and the Caribbean *Renouxia antillana* represents a major range extension for the Pacific. Forty-four species appear to be newly recorded for the PNG marine flora and 108 are new records for the Island itself. Because all collections were taken during the month of July, many seasonal entities may be missing from this list and the total marine flora is not yet known. Moreover, because previous records are quite detailed with respect to epiphytic and turf algae, we have not concentrated on these species. The non-geniculate coralline algae have only been collected sporadically as part of this survey.

Introduction

Knowledge of the PNG marine algal flora falls far short of that from neighbouring areas such as the Solomon Islands (Womersley and Bailey 1970), Queensland (Cribb 1983; Price and Scott 1992), New South Wales (Millar 1990), Northern Australia (Lewis 1984, 1985, 1987), Indonesia (Coppejans and Prud'homme van Reine 1991; Verheij and Prud'homme van Reine 1993), Taiwan (Lewis and Norris 1987) and the Philippines (Silva *et al.* 1987).

The series of publications listing marine algal records for Motupore Island and its vicinity has treated the benthic Chlorophyta (Coppejans *et al.* 1995a) in which 73 taxa were enumerated, the Phaeophyta (Coppejans *et al.* 1995b), which listed 42 taxa, and now concludes with this publication covering the largest and most diverse group of seaweeds, the Rhodophyta with 161 species. The published records of Heijs (1985a, 1985b), King (1990) and Ohba and Enomoto (1992) totalling 48 species are also included.

History of Marine Algal Exploration in Papua New Guinea

Collections and published records of algae from the main island of Papua New Guinea (PNG) are rather scarce, especially in comparison to neighbouring regions (The Admiralty Islands, New Britain, New Ireland and New Hanover), which were frequently visited by 19th century scientific expeditions and received much of the attention. The first algal record was that by William Dampier, who collected two drift *Sargassum* specimens in 1699 (in OXF,

Dampier 1703, Dandy 1958). Several French expeditions [*l'Uranie* and *la Physicienne* (1817–1820), *la Coquille* (1822–1825), *l'Astrolabe* (1826–1829) and *l'Astrolabe* and *la Zélée* (1837–1840)] visited the Admiralty Islands, New Ireland, New Britain and the north coast of PNG and these resulted in the description of *Halymenia durvillaei* Bory de Saint-Vincent, *Sargassum pacificum* Bory de Saint-Vincent and *Sargassum hombrosianum* Montagne (Quoy and Gaimard 1824, Gaudichaud 1826, Bory de Saint-Vincent 1827–1829, Montagne 1845). The English *Challenger Expedition* (1872–1876), visited Torres Strait and the Admiralty Islands, and the botanist on board, Moseley, gave his collections to Dickie (1876a, 1876b, 1877). Separate publications from this expedition also resulted in lists and monographs by Hemsley (1884), Barton (1891) and Weber-van Bosse (1898). The German *Gazelle* (1874–1876) expedition visited New Ireland and New Hanover with the algae being collected by Naumann and published by Askenasy (1888). Solitary German collectors included Kärnbach (Grunow 1889; Post 1936), Lauterbach (Schmidle 1897), resulting in the description of *Dasya lauterbachii* Askenasy and Schmidle = *Bostrychia moritziana* (Sonder ex Kützing) J. Agardh, see King (1990), and Schneider and Bamler (Heydrich 1892, 1897, 1901a, 1901b, 1901c) who collected Corallinales from the Tami Islands. During this period, Reinbold (1898) published an account of the algae of New Britain collected by Dahl in 1896 and 1897. Schumann and Lauterbach (1901, 1905) later gave a detailed account of the algae from this region. The last German expedition, the *Planet* (1906–1907), visited the northern coast of PNG, the Admiralty Islands and New Britain, with the resulting publication by Schmidt (1928) also including material collected by Schoede in 1910 from the St Matthias Group and the Bismarck Archipelago.

In the middle of this century, a biological station was built on Laing Island in the Madang Province by the Belgian government. More recently, the United States of America set up a biological station near Madang, and another was placed on Motupore Island in the vicinity of Port Moresby by the University of Papua New Guinea. These areas are now receiving much more critical algal surveys, including that by Japanese phycologists of the *Keiten-maru* expeditions (Enomoto and Ajisaka 1984; Ajisaka 1990; Enomoto 1990; Enomoto and Ohba 1992; Ohba and Enomoto 1992), a Dutch team, who studied the seagrass communities and associated epiphytic flora of the Port Moresby area (Brouns and Heijs 1986; Heijs 1983, 1984, 1985a, 1985b, 1985c) and also macroalgae associated with mangroves by Australian researchers (King 1990). The Belgium influence has resulted in publications concentrated mainly on the Chlorophyta of the north coast (Coppejans and Meinesz 1988; Coppejans 1992; Leliaert *et al.* 1998), and the Port Moresby area (Coppejans *et al.* 1995a, 1995b). The islands of the Bismarck archipelago and large stretches of the PNG coastline still remain phycologically unexplored.

Survey Methods and Format

Collections resulted from two expeditions, the first in July 1986 and the second in July of 1994. Thus, many seasonal entities may be missing from the list. Moreover, because the records by Heijs (1985b) are quite detailed with respect to epiphytic and turf algae, we have not concentrated on these species, and the non-geniculate coralline algae have only been collected sporadically. Several taxa were either not identifiable to genus or are potentially new to science and are thus being studied separately and are not included in this list. A map with all collecting sites marked has been published in Coppejans *et al.* (1995a).

In total, 520 herbarium specimens have been collected (specimen numbers HEC 6271 to 6359 in 1986, HEC 10126 to 10455 and ODC 198 to 298 in 1994 (HEC = Herbarium Eric Coppejans, ODC = Olivier De Clerck). They include 105 different taxa of red macro-algae of which most are identified to species level. A number of species could not be identified with certainty and are hence only provisionally aligned with a species (as 'cf. '), while some sterile specimens could only be identified to genus. Voucher specimens of Coppejans and De Clerck, filed in GENT, are then cited along with notes regarding various aspects of taxonomy, systematics, nomenclature and distribution. Duplicates are also deposited in the herbarium of the University of Papua New Guinea, Port Moresby (UPNG) and the Royal Botanic Gardens Sydney (NSW).

The systematic arrangement of orders and families essentially follows that of Silva *et al.* (1996). For each species, references are made to publications where a description and or

illustration can be found corresponding to our specimen(s). Previous records from Motupore Island (Heijs 1985a, 1985b; Ohba and Enomoto 1992; King 1990) are then listed. We have illustrated only those species for which our specimens show some minor or major habit differences from that previously published in the literature. We also wish this publication to stand as much on its own without the need for readers to possess an extensive illustrated library. Because reliable vouchers for many records of species outside the study area are not easily confirmed, we also state the type locality for each species as at least one distributional record.

Marine Red Algae of Motupore Island and its Vicinity

Class **Rhodophyta**

Subclass **Bangiophycidae**

Order **Porphyridiales**

Family **Porphyridiaceae**

Genus *Chroodactylon* Hansgirg

Chroodactylon ornatum (C.Agardh) Basson 1979: 67

Cribb (1983: 9, pl. 1, figs 7, 8); Womersley (1994: 23, fig. 1C); Heijs (1985b: 306).

Type locality: Lake Mälaren, near Stockholm, Sweden.

Voucher: ODC 277b, 4.8.1994: Loloata Island, SE reef (epiphytic on *Dictyota* sp.).

Order **Erythropeltidales**

Family **Erythrotrichiaceae**

Genus *Erythrotrichia* Areschoug

Erythrotrichia carnea (Dillwyn) J.Agardh 1883: 15

Cribb (1983: 10, pl. 1, figs 4–6); Womersley (1994: 28, fig. 2A–D); Heijs (1985b: 306).

Type locality: near Loughor, Glamorgan, Wales.

Voucher: ODC 234b, 4.8.1994: Motupore Island, lagoon (microscopic epiphyte on *Dictyota ciliolata* Sonder ex Kützing).

Subclass **Florideophycidae**

Order **Nemaliales**

Family **Galaxauraceae**

Genus *Actinotrichia* Decaisne

Actinotrichia fragilis (Forsskål) Børgesen 1932: 6

Jaasund (1976: 65, fig. 131); Magruder & Hunt (1979: 57, fig. 2, p. 56); Tseng (1984: 58, pl. 32, fig. 1); Verheij & Prud'homme van Reine (1993: 439, pl. 14, fig. 1); Heijs (1985a: 301); Ohba & Enomoto (1992: 30).

Type locality: Mokha, Yemen.

Vouchers: HEC 6278, 4.7.1986: Motupore Island, N coast; HEC 10202, 21.7.1994: Motupore Island, S coast, centre of lagoon, close to the passage.

Genus *Galaxaura* Lamouroux

Galaxaura divaricata (Linnaeus) Huisman & Townsend 1993: 100, fig. 2

Kjellman 1900: 54, pl. 5, figs 10–18, pl. 20, fig. 10 as *G. cohaerens*; T. Tanaka (1936: 147, figs 5, 6, pl. 34, fig. 3 as *G. fasciculata*); Womersley & Bailey (1970: 303 as *G. fasciculata*); Huisman & Borowitzka (1990: 163, figs 34, 39 as *cohaerens*).

Type locality: Oceano Asiatico.

Vouchers: HEC 6289a, 4.7.1986: Motupore Island, N coast; HEC 6289b, 5.7.1986: Motupore Island, S coast; HEC 10260, 25.7.1994: Loloata Island, SE reef; HEC 10291, 28.7.1994: South Patch Reef.

Note: Ohba and Enomoto (1992: 30) record *Galaxaura fasciculata* Kjellman from this area, but that species has since been shown to be synonymous with *Galaxaura cohaerens* by Huisman and Borowitzka (1990), and still more recently Huisman and Townsend (1993) have determined that *G. divaricata* is an earlier name for this species complex.

Galaxaura marginata (Ellis & Solander) Lamouroux 1816: 264

Papenfuss *et al.* (1982: 411–415, figs 7–9, 24, 36, 37); Tseng (1984: 62, pl. 34, fig. 2, as *G. veprecula* Kjellman); Littler *et al.* (1989: 202, fig. 1, p. 203); Huisman & Borowitzka (1990: 157–161, figs 14–27); Millar (1990: 304–305, fig. 6A–G); Allen & Steene (1994: 22).

Type locality: Bahamas.

Vouchers: HEC 10163, 19.7.1994: Motupore Island, S coast, outer reef slope; HEC 10288, 28.7.1994: South Patch Reef.

Note: *Galaxaura veprecula* was reported from the area by Ohba and Enomoto (1992: 30), but is considered to be a synonym of *G. marginata* by Papenfuss *et al.* (1982: 411–415).

Galaxaura obtusata (Ellis & Solander) Lamouroux 1816: 262. (Fig. 1A)

Papenfuss *et al.* (1982: 418–421, figs 14–16, 27, 39); Huisman & Borowitzka (1990: 161–163, figs 28–38); Millar (1990: 303, fig. 5D–E); Verheij & Prud'homme van Reine (1993: 440, pl. 14, fig. 2).

Type locality: Bahamas.

Vouchers: HEC 10162, 19.7.1994: Motupore Island, S coast, outer reef slope; HEC 10228, 23.7.1994: Motupore Island, S coast, outer reef slope; HEC 10289, 28.7.1994: South Patch Reef; HEC 10356, 30.7.1994: Horse Shoe Reef, W slope.

Note: *Galaxaura robusta* Kjellman was reported from the area by Ohba and Enomoto (1992: 30), but is considered to be a synonym of *G. obtusata* by Papenfuss *et al.* (1982: 418–421).

Galaxaura rugosa (Ellis & Solander) Lamouroux 1816: 263

Magruder & Hunt (1979: 69, fig. 1, p. 68); Papenfuss *et al.* (1982: 421–424, figs 17–19, 29, 40, 41, 45); Huisman & Borowitzka (1990: 153–157, figs 1–13).

Type locality: Jamaica.

Vouchers: HEC 6311, 5.7.1986: Motupore Island, W-coast; HEC 6328; HEC 6329, 6.7.1986: Motupore Island, S coast, inner slope of fringing reef.

Note: *Galaxaura cuculligera* Kjellman and *G. subfruticulosa* Chou were reported from the area by Ohba and Enomoto (1992: 30), but are considered to be synonymous with *G. rugosa*. Heijs (1985a: 301) reported *G. elongata* and *G. subverticillata*, but these names are also generally accepted as synonyms of *G. rugosa*. For a detailed discussion on the extensive list of synonyms we refer to Papenfuss *et al.* (1982: 421–425) and Huisman and Borowitzka (1990: 153–157).

Genus ***Scinaia*** Bivona-Bernardi

Scinaia tsinglanensis Tseng 1941: 106–109, fig. 11, pl. 9. (Fig. 1B)

Tseng (1941: 106, fig. 11, pl. IX); Tseng (1984: 64, pl. 35, fig. 1); Huisman (1986: 282, 284, figs 36–47).

Type locality: Tsinglan-Kang, Hainan, China.

Voucher: HEC 10410, 4.8.1994: Loloata Island, SE reef.

Genus *Tricleocarpa* Huisman & Borowitzka

Tricleocarpa fragilis (Linnaeus) Huisman & Townsend 1993: 100, t. 2. (Fig. 1C) Magruder & Hunt (1979: 67, fig. 2, p. 66, as *G. fastigiata* Decaisne); Tseng (1984: 60, pl. 33, fig. 1, as *G. oblongata* Ellis & Solander); Huisman & Borowitzka (1990: 164–168, figs 40–45, 50–52 as *T. oblongata* (Ellis & Solander) Huisman & Borowitzka).

Type locality: [Oceano Americano] Jamaica *fide* Huisman and Townsend (1993: 99).

Vouchers: HEC 10177, 20.7.1994: Motupore Island, S coast, centre of lagoon, close to the passage; HEC 10227, 23.7.1994: Motupore Island, S coast, outer reef slope; HEC 10290, 28.7.1994: South Patch Reef; HEC 10351, HEC 10352, 30.7.1994: Horse Shoe Reef, W slope; HEC 10373, 31.7.1994: Loloata Island, W-end of the reef platform.

Note: *Galaxaura fastigiata* and *G. oblongata* were reported from the area by Heijs (1985a: 301) and Ohba and Enomoto (1992: 30) respectively, but are considered to be synonymous with *T. fragilis* (Huisman and Townsend 1993: 99).

Family *Liagoraceae*Genus *Liagora* Lamouroux

Liagora bella Børgesen 1953: 21–25, figs 5, 6, pl. 2 (lower)

Type locality: Black River, La Preneuse, Mauritius.

Voucher: HEC 10310, 28.7.1994: Loloata Island.

Liagora boergesenii Yamada 1938: 11, figs 5, 6, pl. 2

Syntype localities: various in Japan and Taiwan.

Voucher: HEC 10336, 30.7.1994: Horse Shoe Reef.

Liagora divaricata Tseng 1941: 268–271, figs 2–4
Jaasund (1976: 63, fig. 128).

Type locality: Tsinglan-Kang, Hainan, China.

Voucher: HEC 10254, 25.7.1994: Loloata Island, SE reef; HEC 10337b, 30.7.1994: Horse Shoe Reef.

Liagora valida Harvey 1853: 138, pl. 31A
Børgesen (1949: 26–29, fig. 13); Heijs (1985a: 301).

Type locality: Sand Key, Florida, USA.

Voucher: HEC 10337a, 30.7.1994: Horse Shoe Reef; HEC 10311, 28.7.1994: Loloata Island, SE reef.

Genus *Trichogloea* Kützing

Trichogloea requienii (Montagne) Kützing 1847: 54. (Fig. 1D)
Børgesen (1952: 16–21, figs 8, 9, pls I, II); Magruder & Hunt (1979: 95, fig. 3, p. 94); Cribb (1983: 23–24, pl. 47, figs 3, 4, pl. 48, fig. 2); Littler *et al.* (1989: 166, fig. 1, p. 167); Ohba & Enomoto (1992: 30).

Type locality: Red Sea.

Vouchers: HEC 10172, 20.7.1994: Motupore Island, S coast, outer reef slope; HEC 10207, 22.7.1994: Lion Island, reef platform south of the Island; HEC 10237, 25.7.1994: Loloata Island, SE reef.

Order **Gelidiales**Family **Gelidiaceae**Genus ***Gelidiella*** J.Feldmann & G.Hamel***Gelidiella acerosa*** (Forsskål) J.Feldmann & G.Hamel 1934: 533Jaasund (1976: 71, fig. 142); Magruder & Hunt (1979: 69, fig. 2, p. 68); Cribb (1983: 29–30, pl. 6, fig. 1); Tseng (1984: 64, pl. 35, fig. 4); Littler *et al.* (1989: 172, fig. 1, p. 173); Price & Scott (1992: 25, 27, fig. 4A–E); Ohba & Enomoto (1992: 31).*Type locality*: Mokha, Yemen.*Voucher*: HEC 10353, 30.7.1994: Horse Shoe Reef, W slope.***Gelidiella*** sp.*Vouchers*: HEC 10380a, 2.8.1994: Bootless Bay, Osborne Point; HEC 10389, 2.8.1994: Bootless Inlet.Genus ***Gelidium*** Lamouroux***Gelidium pusillum*** (Stackhouse) Le Jolis 1863: 139Jaasund (1976: 71, fig. 144); Tseng (1984: 68, pl. 37, fig. 1); Littler *et al.* (1989: 170, fig. 2, p. 171); Hatta & Prud'homme van Reine (1991: 364, fig. 8); Womersley (1996: 133–136, figs 35E, 39E–K). Heijs (1985a: 301); Ohba & Enomoto (1992: 30).*Type locality*: Sidmouth, Devon, England.*Voucher*: HEC 10449, 5.8.1994: Motupore Island.***Gelidium*** sp.

Heijs (1985a: 301); King (1990: 60); Ohba & Enomoto (1992: 30).

Note: only one species of *Gelidium* has been among our recent collections and these records of *Gelidium* sp. may well represent *G. pusillum*.Genus ***Pterocladia*** Santelices & Hommersand***Pterocladia caerulescens*** (Kützinger) Santelices & Hommersand 1997: 118Santelices (1976: 173 as *Pterocladia caerulescens*); Magruder & Hunt (1979: 91, fig. 1, p. 90 as *Pterocladia caerulescens*); Cribb (1983: 34, pl. 6, fig. 3 as *Pterocladia caerulescens*); Hatta & Prud'homme van Reine (1991: 372–373, fig. 12 as *Pterocladia caerulescens*); Price & Scott (1992: 21–22, fig. 3A–F as *Pterocladia caerulescens*).*Type locality*: Wagap, New Caledonia.*Voucher*: ODC 242k, 27.7.1994, Loloata Island, SE reef.*Note*: the genus *Pterocladia* was recently described to accommodate those species of the genus *Pterocladia* with unequal bilocular cystocarps (Santelices and Hommersand 1997).Order **Gracilariales**Family **Gracilariaceae**Genus ***Gracilaria*** Greville***Gracilaria arcuata*** Zanardini 1858: 265, pl. V, fig. 2*Type locality*: Aqaba, Jordan.*Note*: recorded by Heijs (1985a: 301), but not among our recent collections.

Gracilaria blodgettii Harvey 1853: 111

Type locality: Key West, Florida, USA.

Note: recorded by Heijs (1985a: 301), but not among our recent collections.

Gracilaria canaliculata Sonder 1871: 56

Withell *et al.* (1994: 301, fig. 16a, b); Heijs (1985a: 302 as *G. crassa*); Ohba & Enomoto (1992: 31 as *G. crassa*).

Type locality: Wagap, New Caledonia.

Vouchers: HEC 6275, 4.7.1986: Motupore Island, N coast; HEC 10148, 19.7.1994: Motupore Island, S coast, outer reef slope; HEC 10155, 19.7.1994: Motupore Island, S coast, outer reef slope; HEC 10167, 19.7.1994: Motupore Island, S coast, outer reef slope.

Note: this species was treated as a form of *G. salicornia* (C.Agardh) Dawson by Withell *et al.* (1994: 301) who considered Australian populations to be distinguishable from that species. Xia (1986: 100–107) considered *G. canaliculata* to be conspecific with *G. salicornia*. Wynne (1995: 280) gave solid reasons for the autonomy of both species and the Papua New Guinea populations mirror the anatomical differences pointed out by Wynne.

Gracilaria changii (Xia & Abbott) Abbott, Zhang & Xia 1991: 23

Xia & Abbott (1987: 407, fig. 3, as *Polycavernosa changii*); Phang (1994: 127, fig. 2).

Type locality: near Glugor, Marine Police Jetty, Penang, Malaysia.

Voucher: HEC 6287a, 4.7.1986: Motupore Island, N coast.

Gracilaria edulis (S.G.Gmelin) Silva 1952: 293

Umamaheswara Rao (1972: 681, pl. 1, fig. F); Yamamoto (1978: 132, pl. 49, fig. 1); Xia & Abbott (1987: 406, figs 1, 2, as *Polycavernosa fastigiata*); Abbott *et al.* (1991: 23); Ohba & Enomoto (1992: 31).

Type locality: 'India Orientalis'.

Voucher: HEC 6287b, 4.7.1986: Motupore Island, N coast.

Note: the complicated taxonomic history of this species was discussed by Abbott (1994: 113–114, figs 1–4).

Gracilaria eucheumatoides Harvey 1860: 331

Type locality: Ryukyu Retto, Japan.

Note: recorded by Heijs (1985a: 302 as *G. eucheumatoides*), but not among our recent collections.

Gracilaria rhodymenioides Millar 1997: 114, figs 5–12. (Fig. 1E)

Type locality: Coffs Harbour, New South Wales, Australia.

Voucher: HEC 10185, 21.7.1994: Motupore Island, S coast, outer reef slope.

Note: this species shows a superficial similarity to *Gracilaria preissiana* (Sonder) Womersley in Min-Thein and Womersley (1976: 109; see also Withell *et al.* 1994: fig. 11a–e), which can be extremely variable in frond shape. The traversing cells in cystocarps of that species, however, are basal to the carposporophyte, whereas in *G. rhodymenioides*, they are predominantly laterally disposed. This record constitutes a major northern range extension of this species. It was recently reported from as far east as Norfolk Island in the Coral Sea (Millar 1999).

Gracilaria stellata Abbott, Zhang & Xia 1991: 22
Xia & Abbott (1987: 409, fig. 4 as *Polycavernosa divergens*).

Type locality: Bulusan, Sorsogon, Philippines.

Voucher: HEC 10384, 2.8.1994: Bootless Bay, Osborne Point.

Note: *Gracilaria stellata* is a *nomen novum* for *P. divergens*, proposed by Abbott *et al.* (loc. cit.) because of the prior existence of *G. divergens* (C.Agardh) J.Agardh.

Gracilaria textorii (Suringar) De Toni 1895: 27
Umamaheswara Rao (1972: 690, pl. 3, fig. F); Yamamoto (1978: 123, pl. 42, figs 5–7, pl. 43, figs 1–4).

Type locality: Japan.

Voucher: HEC 10418, 4.8.1994: Loloata Island, SE reef.

Gracilaria verrucosa (Hudson) Papenfuss 1950: 195

Type locality: England.

Note: recorded by Heijs (1985a: 301), but not among our recent collections. This is probably a strictly North Atlantic species and this PNG record may well pertain to *G. edulis*.

***Gracilaria* sp.**
Heijs (1985a: 301); Ohba & Enomoto (1992: 31).

Voucher: HEC 10419, 4.8.1994: Loloata Island, SE reef.

Order **Bonnemaisoniales**

Family **Bonnemaisoniaceae**

Genus ***Asparagopsis*** Montagne

Asparagopsis taxiformis (Delile) Trevisan 1845: 45

Type locality: Alexandria, Egypt.

Gametophyte

Magruder & Hunt (1979: 59, fig. 3, p. 58); Cribb (1983: 28, pl. 4, figs 1, 2); Tseng (1984: 64, pl. 35, fig. 3); Littler *et al.* (1989: 152, fig. 1, p. 153); De Clerck & Coppejans (1996: 251, fig. 88); Ohba & Enomoto (1992: 30).

Vouchers: HEC 6333, 6.7.1986: Motupore Island, S coast, inner slope of the fringing reef; HEC 10210, 22.7.1994: Lion Island, reef platform S of the Island; HEC 10321, 28.7.1994: Loloata Island, SE reef; HEC 10334, 30.7.1994: Horse Shoe Reef, W slope.

Sporophyte [= *Falkenbergia hillebrandii* (Bornet) Falkenberg]

Jaasund (1976: 69, fig. 140); Lawson & John (1987: 180, pl. 27, figs 2, 3); De Clerck & Coppejans (1996: 251, figs 86, 89).

Vouchers: HEC 10415, 4.8.1994: Loloata Island, SE reef; ODC 242e, 27.7.1994, Loloata Island, SE reef.

Order **Halymeniales**

Family **Halymeniaceae**

Genus ***Carpopeltis*** Schmitz

Carpopeltis formosana Okamura 1931: 110, pl. 12

Type locality: Kotosho, Taiwan.

Note: recorded by Heijs (1985a: 301), but not among our recent collections.

***Carpopeltis* sp.**

Note: recorded by Ohba and Enomoto (1992: 31), but not among our recent collections. We have not examined the voucher for this record and cannot confirm whether it represents *C. formosana* as listed by Heijs (1985a).

Genus ***Cryptonemia*** J.Agardh

Cryptonemia crenulata (J.Agardh) J.Agardh 1851: 225. (Fig. 2C)

Type locality: Bahia, Brazil.

Vouchers: HEC 10160, 19.7.1994: Motupore Island, S coast, outer reef slope; HEC 10317, 28.7.1994: Loloata Island, SE reef; HEC 10406, 2.8.1994: W point of Bootless Inlet.

Note: this species is superficially similar to *C. undulata* Sonder (1855; see Scott *et al.* 1982: 249, figs 27–35; Womersley 1994: 182, 184, figs 53A, 54A–C), but differs in that the basal stipe does not persist into the blade as a midrib.

Cryptonemia yendoii Weber-van Bosse 1921: 249, fig. 77. (Fig. 2D)

Type locality: Salayer Island, Indonesia.

Voucher: HEC 10416, 4.8.1994: Loloata Island, SE reef.

Genus ***Halymenia*** C.Agardh

Halymenia dilatata Zanardini 1851: 35.

R. Norris & Aken (1985: 56, figs 1, 2); Verheij & Prud'homme van Reine (1993: 460, pl. 17, fig. 1); Ohba & Enomoto (1992: 31).

Type locality: Red Sea.

Vouchers: HEC 10312, 28.7.1994: Loloata Island, SE reef; HEC 10420, 4.8.1994: Loloata Island, SE reef.

Halymenia durvillei Bory de Saint-Vincent 1828: 180, pl. 15

Womersley & Bailey (1970: 315); Cribb (1983: 54–55, pl. 12, fig. 1); Wynne (1995: 274, fig. 10); Verheij & Prud'homme van Reine (1993: 460, pl. 17, fig. 3).

Type locality: New Ireland, Papua New Guinea.

Vouchers: HEC 6330, 6.7.1986: Motupore Island, S coast, inner slope of the fringing reef; HEC 10281, HEC 10282, 27.7.1994: Loloata Island, SE reef; HEC 10292, 28.7.1994: South Patch Reef; HEC 10362, 31.7.1994: Loloata Island, W end of the reef platform.

Halymenia maculata J.Agardh 1885: 12. (Fig. 2F)

Børgesen (1950: 9–11, figs 2, 3).

Type locality: Mauritius.

Vouchers: HEC 6310, 5.7.1986: Motupore Island, W coast; HEC 10174, 20.7.1994: Motupore Island, S coast, outer reef slope; HEC 10313, 28.7.1994: Loloata Island, SE reef; HEC 10314, 28.7.1994: Loloata Island, SE reef; HEC 10423, 4.8.1994: Loloata Island, SE reef.

Note: comparisons between these specimens and isotype material were undertaken during the 7th Workshop of the Taxonomy of Economic Seaweeds in Phuket, Thailand (1997) by the first author. Both share the distinctive 'rabbit ear' outer cortical cells, whereby two elongate outer cortical cells are borne on each spherical subsurface cell.

***Halymenia* sp.**

Voucher: HEC 6310, 5.7.1986: Motupore Island, W coast.

Family **Sebdeniaceae**

Genus ***Sebdenia*** (J.Agardh) Berthold

Sebdenia flabellata (J.Agardh) Parkinson 1980: 12. (Fig. 3F)

R. Norris & Aken (1985: 56, fig. 4 as *S. polydactyla*); Millar (1990: 328).

Type locality: Guadeloupe, West Indies.

Vouchers: HEC 10269, 27.7.1994: Loloata Island, SE reef; HEC 10359, 31.7.1994: Loloata Island, W end of the reef platform.

Order **Corallinales**Family **Corallinaceae**

Genus ***Amphiroa*** Lamouroux

Amphiroa anceps (Lamarck) Decaisne 1842: 125

Jaasund (1976: 125, fig. 253); Magruder & Hunt (1979: 95, fig. 2, p. 94); Cribb (1983: 135–136, pl. 68, fig. 4); Tseng (1984: 160, pl. 83, fig. 4); Verheij & Prud'homme van Reine (1993: 449, pl. 16, fig. 3); Heijs (1985a: 302; 1985b: 307); Ohba & Enomoto (1992: 32).

Type locality: les mères Australes ou de la Nouvelle Hollande.

Vouchers: HEC 6285, 4.7.1986: Motupore Island, N coast; HEC 10381, 2.8.1994: Bootless Bay, Osborne Point; HEC 10436, 5.8.1994: Loloata Island, SE reef.

Amphiroa foliacea Lamouroux in Quoy & Gaimard 1824: 268, pl. 93, figs 2, 3

Ohba & Enomoto (1992: 31).

Type locality: Mariana Islands.

Voucher: HEC 102776, 27.7.1994: Loloata Island, SE reef.

Amphiroa fragilissima (Linnaeus) Lamouroux 1816: 298

Jaasund (1976: 79, fig. 158); Magruder & Hunt (1979: 59, fig. 2, p. 58); Cribb (1983: 46–47, pl. 10, fig. 3); Tseng (1984: 86, pl. 46, fig. 2, 3); Littler *et al.* (1989: 208, fig. 1, p. 209); Heijs (1985a: 301); Ohba & Enomoto (1992: 31).

Type locality: Jamaica.

Voucher: HEC 6319, 5.7.1986: Motupore Island, S coast.

Amphiroa tribulus (Ellis & Solander) Lamouroux 1816: 302

Type locality: West Indies.

Note: recorded by Heijs (1985a: 301), but not among our recent collections.

***Amphiroa* sp.**

Ohba & Enomoto (1992: 31).

Genus ***Cheilosporum*** (Decaisne) Zanardini

Cheilosporum spectabile Harvey ex Grunow 1874: 41

Womersley & Bailey (1970: 314, pl. 26, fig. 22).

Type locality: Tonga.

Voucher: HEC 10233, 23.7.1994: Motupore Island, S coast; outer slope of the fringing reef.

Genus *Jania* Lamouroux

Jania adhaerens Lamouroux 1816: 270

Womersley & Bailey (1970: 314); Cribb (1983: 47–48, pl. 10, figs 4, 5); Price & Scott (1992: 48–50, figs 12A–C). Heijs (1985a: 301); Ohba & Enomoto (1992: 31 as *J. capillacea*).

Type locality: Mediterranean Sea.

Voucher: HEC 10344a, 30.7.1994: Horse Shoe Reef, W slope.

Note: the synonymy of *J. capillacea* Harvey with *J. adhaerens* follows the authority of Cribb (1983: 47).

Jania tenella (Kützting) Grunow 1874: 42

Kützting (1858: 41, pl. 85, fig. II as *Corallina tenella*).

Syntype localities: Golfo di Napoli, Italy, Mexico.

Voucher: HEC 10344b, 30.7.1994: Horse Shoe Reef, W slope.

Genus *Lithophyllum* Philippi

Lithophyllum moluccense (Foslie) Foslie 1901: 12

Type locality: Moluccas, Indonesia.

Note: recorded by Ohba and Enomoto (1992: 31), but not among our recent collections.

Lithophyllum sp.

Ohba & Enomoto (1992: 31).

Genus *Lithothamnion* Heydrich

Lithothamnion sp.

Note: recorded by Ohba and Enomoto (1992: 31), but not among our recent collections.

Genus *Mastophora* Decaisne

Mastophora rosea (C.Agardh) Setchell 1943: 129

Turner & Woelkerling (1982: figs 5–8, 11, 14, 15, 26, 27, 31–35).

Type locality: Guam, Mariana Islands.

Vouchers: HEC 6335, 6.7.1986: Motupore Island, S coast, inner slope of the fringing reef; HEC 10335, 30.7.1994: Horse Shoe Reef, W slope.

Porolithon (Foslie) Foslie

Porolithon sp.

Note: this record of Ohba and Enomoto (1992: 31) is difficult to place as *Porolithon* is a heterotypic synonym of *Spongites* (Penrose and Woelkerling 1988) and the latter has not been among our recent collections.

Order **Gigartinales**

Family **Caulacanthaceae**

Genus *Catenella* Greville

Catenella nipae Zanardini 1872: 143, pl. VI A

Jaasund (1976: 95, fig. 194); Womersley (1994: 449–450, figs 154G–I, 156D); King (1990: 60).

Type locality: Sarawak, Malaysia.

Voucher: HEC 10445, 5.8.1994: Motupore Island, mangrove aerial roots.

Family **Corynomorphaceae**Genus *Corynomorpha* J.Agardh*Corynomorpha prismatica* (J.Agardh) J.Agardh 1876: 143
Jaasund (1976: 83, fig. 166); Wynne (1995: 271–272, figs 4–8).*Type locality*: India.*Voucher*: HEC 10424, 4.8.1994: Loloata Island, SE reef.Family **Dumontiaceae**Genus *Dudresnaya* P.Crouan & H.Crouan*Dudresnaya capricornica* Robins & Kraft 1985: 23, figs 90–129*Type locality*: One Tree Island, Capricorn Group, Queensland, Australia.*Vouchers*: HEC 10226, 23.7.1994: 1.8.1994: Motupore Island, S coast, outer reef slope; HEC 10306, 28.7.1994: Loloata Island, SE reef; HEC 10308, 28.7.1994: Loloata Island, SE reef; HEC 10361, 31.7.1994: Loloata Island, W end of the reef platform; HEC 10412, HEC 10413, 4.8.1994: Loloata Island, SE reef.*Dudresnaya hawaiiensis* R.K.S.Lee 1963: 315

Robins & Kraft (1985: 15, figs 44–89); R. Norris (1992: 3–5, figs 7–10).

Type locality: Kaneohe Bay, Oahu, Hawaiian Archipelago.*Vouchers*: HEC 10147, 19.7.1994: Motupore Island, S coast, outer reef slope; HEC 10186, 21.7.1994: Motupore Island, S coast, outer reef slope.Genus *Gibsmithia* Doty*Gibsmithia dotyi* Kraft & Ricker in Kraft 1986: 433, figs 23–43*Type locality*: Phillip Rock, Lord Howe Island, Australia.*Vouchers*: HEC 10224, 23.7.1994: Motupore Island, S coast, outer reef slope; HEC 10240, 25.7.1994: Loloata Island, SE reef; HEC 10307, 28.7.1994: Loloata Island, SE reef.*Gibsmithia hawaiiensis* Doty 1963: 458–465, figs 1–17. (Fig. 2A)

Magruder & Hunt (1979: fig. 2, p. 70).

Type locality: Honolulu, Oahu, Hawaiian Archipelago.*Vouchers*: HEC 10173, 20.7.1994: Motupore Island, S coast, outer reef slope; HEC 10208, 22.7.1994: Lion Island, reef platform S of the island; HEC 10286, 27.7.1994: Loloata Island, SE reef; HEC 10411, 4.8.1994: Loloata Island, SE reef.*Gibsmithia larkumii* Kraft 1986: 439, figs 44–58. (Fig. 2B)*Type locality*: Keyhole, One Tree Island, Queensland, Australia.*Voucher*: HEC 10273, 27.7.1994: Loloata Island, SE reef.*Gibsmithia* sp. nov.*Vouchers*: HEC 10220, 23.7.1994: Motupore Island, S coast, outer reef slope; HEC 10249, 25.7.1994: Loloata Island, SE reef.*Note*: these plants are strictly peltate with a short (*c.* 2 mm) stipe and have blade margins that are ruffled and slightly lobed. It will be described separately after further critical study.

Family **Hypneaceae**Genus *Hypnea* Lamouroux*Hypnea boergesenii* T.Tanaka 1941: 233, figs 6–8, pl. 53, fig. 1*Type locality*: Keelung and Tairi, Taiwan.*Note*: recorded by Heijs (1985a: 302), but not among our recent collections.*Hypnea charoides* Lamouroux 1813: 132, pl. 10, figs 1–3*Type locality*: ‘Nouvelle Hollande’.*Note*: recorded by Ohba and Enomoto (1992: 31), but not among our recent collections.*Hypnea musciformis* (Wulfen) Lamouroux 1813: 154, pl. 14, fig. 3*Type locality*: Trieste, Italy.*Note*: recorded by Heijs (1985a: 302), but not among our recent collections.*Hypnea nidifica* J.Agardh 1851: 451*Type locality*: Hawaiian Islands.*Note*: recorded by Heijs (1985a: 302), but not among our recent collections.*Hypnea pannosa* J.Agardh 1847: 14

Jaasund (1976: 97, fig. 196); Cribb (1983: 59–60, pl. 15, figs 2, 3); Tseng (1984: 100, fig. 1); Price & Scott (1992: 38, 40, figs 8A–D, 9A); Wynne (1995: 274, 276); Heijs (1985a: 302); Ohba & Enomoto (1992: 31).

Type locality: San Agustín, Oaxaca, Mexico.*Vouchers*: HEC 6277, 4.7.1986: Motupore Island, N coast; HEC 10192, 21.7.1994: Motupore Island, centre of lagoon, close to the passage.*Hypnea saidana* Holmes 1895: 256, pl. 11, fig. 3a, b

Millar (1990: 351, 352, fig. 23A–C); Wynne (1995: 276, fig. 16).

Type locality: Enoshima, Kanagawa Prefecture, Japan.*Vouchers*: HEC 10161, 19.7.1994: Motupore Island, S coast, outer reef slope HEC 10277d, 27.7.1994: Loloata Island, SE reef; HEC 10315, 28.7.1994: Loloata Island, SE reef.*Hypnea spinella* (C.Agardh) Kützting 1847: 23Magruder & Hunt (1979: 79, fig. 1, p. 78 as *H. cervicornis*); Littler *et al.* (1989: 176, fig. 2, p. 177 as *H. cervicornis*); Cribb (1983: 60, 61, pl. 15, fig. 4); Millar (1990: 352, 353, fig. 23D); Price & Scott (1992: 35–36, 40–44, figs 7A–E, 9B, 10A–F, regarding *H. cervicornis* and *H. spinella* as separate species); Wynne (1995: 276, fig. 12); Ohba & Enomoto (1992: 31).*Type locality*: West Indies.*Vouchers*: HEC 10245, HEC 10246, 26.7.1994: Motupore Island, S coast, lagoon; HEC 10331, 29.7.1994: Patch reef off Loloata Island; HEC 10379, 2.8.1994: Bootless Bay, Osborne Point; HEC 10427, 4.8.1994: Loloata Island, SE reef.*Note*: the synonymy of *H. cervicornis* and *H. spinella* follows Haroun and Prud'homme van Reine (1993: 122) who concluded that these taxa are ecologically induced growth forms between which a clear transition exists. The loosely branched specimens of *H. cervicornis* are more typical for sheltered habitats whereas the dense, compact habit of *H. spinella* occurs more frequently in the intertidal.

Hypnea valentiae (Turner) Montagne 1841: 161

Type locality: Red Sea.

Note: recorded by Heijs (1985a: 302), but not among our recent collections.

Family **Kallymeniaceae**

Genus *Kallymenia* J.Agardh

Kallymenia cf. *perforata* J.Agardh 1872: 9. (Fig. 3A)

Ganesan (1976: 170, figs 13, 15).

Type locality: Sri Lanka.

Vouchers: HEC 10394, 2.8.1994: W point of Bootless Inlet; HEC 10423, 4.8.1994: Loloata Island, SE reef; HEC 10430, 5.8.1994: Loloata Island, SE reef.

Kallymenia sp. (Fig. 2E)

Vouchers: HEC 10219, 23.7.1994: Barrier reef in front of Motupore Island, outer slope; HEC 10241, HEC 10242, 25.7.1994: Loloata Island, SE reef. This species forms a major component of the large bladed red algal flora and is the focus of further critical studies.

Family **Nemastomataceae**

Genus *Predaea* De Toni

Predaea laciniosa Kraft 1984a: 11, figs 25–35

Type locality: Heron Island, Queensland, Australia.

Voucher: HEC 10225, 23.7.1994: Motupore Island, S coast, outer reef slope.

Predaea sp.

Voucher: HEC 10240, 25.7.1994: Loloata Island, south-east reef.

Note: these specimens show a similarity to *P. feldmannii* Børgesen, which also has numerous nutritive cells borne in association with auxiliary cells. The Papua New Guinea species, however, has the gonimoblast borne laterally and directly on the auxiliary cell, unlike *P. feldmannii*, where the gonimoblast is borne on the connecting filament. Further study is needed before its precise identity can be ascertained.

Family **Peyssonneliaceae**

Genus *Peyssonnelia* Decaisne

Peyssonnelia cf. *capensis* Montagne 1847: 177

Millar (1990: 331, figs 15D, E); Ohba & Enomoto (1992: 31).

Type locality: South Africa.

Vouchers: HEC 10166, 19.7.1994: Motupore Island, S coast, outer reef slope; HEC 10180, 20.7.1994: Motupore Island, S coast, centre of lagoon, close to the passage; HEC 10234, 23.7.1994: Motupore Island, S coast, outer reef slope.

Note: the taxonomy of the genus is in need of critical reassessment, the Motupore specimens matching those from the east coast of Australia in most morphological details.

Family **Rhizophyllidaceae**Genus *Portieria* Zanardini

Portieria hornemannii (Lyngbye) Silva in Silva *et al.* 1987: 129. (Fig. 3B)
 Jaasund (1976: 75, fig. 149, as *Desmia pulvinata* J. Agardh); Magruder & Hunt (1979: 65, fig. 2, p. 64, as *Desmia hornemannii*); Tseng (1984: 70, pl. 38, fig. 2 as *Chondrococcus hornemannii*); Millar (1990: 359–360, fig. 20A–B); Verheij & Prud'homme van Reine (1993: 464, pl. 17, fig. 8); Ohba & Enomoto (1992: 31).

Type locality: probably Red Sea.

Vouchers: HEC 6325, 6.7.1986; HEC 10180, 20.7.1994: Motupore Island, S coast, inner slope of the fringing reef; HEC 10175, 20.7.1994: Motupore Island, S coast, centre of lagoon, close to the passage; HEC 10316, 28.7.1994: Loloata Island, SE reef; HEC 10349, 30.7.1994: Horse Shoe Reef, W slope.

Family **Schizymeniaceae**Genus *Platoma* Schmitz

Platoma ardreanum Kraft & Abbott 1997: 100, figs 1–16. (Fig. 3D)

Type locality: Hawaiian Islands.

Voucher: HEC 10221, 23.7.1994: Motupore Island, S coast, outer reef slope.

Note: this constitutes the first record of this species from outside its Hawaiian distribution. Identification of the PNG specimen was confirmed by Kraft.

Platoma sp. nov. (Fig. 3C)

Vouchers: HEC 10222, HEC 10223, 23.7.1994: Motupore Island, S coast, outer reef slope; HEC 10266, 27.7.1994: Loloata Island, SE reef; HEC 10357, HEC 10358, 31.7.1994: Loloata Island, W end of the reef platform.

Note: formal description of this species awaits further critical study.

Genus *Titanophora* (J. Agardh) J. Feldmann

Titanophora weberae Børgesen 1943: 39, fig. 3. (Fig. 3E)
 Mshigeni & Papenfuss (1980: 780–788, figs 1, 3–20); Verheij & Prud'homme van Reine (1993: 459, pl. 16, fig. 6); Allen & Steene (1994: 24).

Type locality: Sele Strait, Irian Jaya, Indonesia.

Vouchers: HEC 10153, 19.7.1994: Motupore Island, S coast, outer reef slope; HEC 10294, 28.7.1994: South Patch Reef.

Family **Solieriaceae**Genus *Callophycus* Trevisan

Callophycus densus (Sonder) Kraft 1984b: 58, figs 17–32, 56. (Fig. 4A)
 R. Norris & Aken (1985: 56, 58, figs 6, 7).

Type locality: Cape York, Queensland, Australia.

Voucher: HEC 10267, 27.7.1994: Loloata Island, SE reef.

Callophycus serratus (Harvey ex Kützing) Silva 1957: 143. (Fig. 4B)
Womersley & Bailey (1970: 319); Kraft (1984b: 54–58, figs 2–16, 50).

Type locality: Tonga.

Vouchers: HEC 10154, 19.7.1994: Motupore Island, S coast, outer slope of the fringing reef;
HEC 10284, 27.7.1994: Loloata Island, SE reef.

Genus *Kappaphycus* Doty

Kappaphycus striatum (Schmitz) Doty ex Silva *et al.* 1996: 334

Type locality: Zanzibar, Tanzania.

Note: recorded by Heijs (1985a: 301 as *Eucheuma striatum*), but not among our recent collections.

Order Rhodymeniales

Family Champiaceae

Genus *Champia* Desvaux

Champia compressa Harvey 1838: 402

Cribb (1954: 25, pl. 4, fig. 3); Millar (1990: 371–373, figs 30A–D).

Type locality: Muizenberg, False Bay, South Africa.

Vouchers: HEC 10277b, 27.7.1994: Loloata Island, SE reef; ODC 242i, 27.7.1994, Loloata Island, SE reef.

Champia parvula (C.Agardh) Harvey 1853: 76. (Fig. 4C)

Jaasund (1976: 99, fig. 203); Cribb (1983: 70, pl. 21, fig. 1); Tseng (1984: 122, pl. 64, fig. 2); Littler *et al.* (1989: 142: fig. 1, p. 143); Millar (1990: 371, fig. 29G–H); Womersley (1996: 131, fig. 54A–C); Heijs (1985a: 302; 1985b: 306); Ohba & Enomoto (1992: 31).

Type locality: Cádiz, Spain.

Vouchers: HEC 10375, HEC 10376, 1.8.1994: Motupore Island, NE reef top.

Champia vieillardii Kützing 1866: 14, pl. 37, figs *e, f*

Dawson (1954: 443, figs 52*e*, 53); Price & Scott (1992: 57, figs 15A–C, 16A–B).

Type locality: New Caledonia.

Voucher: HEC 6351, 6.7.1986: Motupore Island, S coast.

Genus *Gastroclonium* Kützing

Gastroclonium xishaensis Chang & Xia 1978: 210, figs 1(1–5), 2(1–3). (Fig. 4D)

Tseng (1984: pl. 64, fig. 3).

Type locality: Xisha Island, Guangdong Province, China.

Vouchers: HEC 10151, 19.7.1994: Motupore Island, S coast, outer reef slope.

Note: only two sterile specimens have so far been collected, yet they display morphological features precisely similar to those described and illustrated by Chang and Xia (1978). Female plants have not been discovered for this species, and its alliance with the genus *Gastroclonium* is based on the presence of a stipe rather than the distinctive bilobed fusion cell characteristic of the genus.

Family **Lomentariaceae**Genus *Lomentaria* Lyngbye*Lomentaria corallicola* Børgesen 1939: 113, figs 30–32

Cribb (1983: 71–72, pl. 21, figs 4–6); R. Norris (1987: 36, 37, figs 5–8); Wynne (1995: 285).

Type locality: Kharg Island, Iran.*Voucher*: ODC 242b, 27.7.1994: Loloata Island, SE reef.Family **Rhodymeniaceae**Genus *Botryocladia* (J.Agardh) Kylin*Botryocladia leptopoda* (J.Agardh) Kylin 1931: 17–18. (Fig. 4E)

Weber-van Bosse (1928: 467–468, fig. 200); Jaasund (1976: 103, fig. 209); R. Norris (1989: 138–139, fig. 24–30, 39, 40); Millar (1990: 363).

Type locality: Moreton Bay, Queensland, Australia.*Voucher*: HEC 10409, 4.8.1994: Loloata Island, SE reef.Genus *Ceratodictyon* Zanardini*Ceratodictyon spongiosum* Zanardini 1878: 37

Jaasund (1976: 89, fig. 179); Cribb (1983: 55, 56, pl. 12, figs 3, 4); Tseng (1984: 100, pl. 53, fig. 3); Price & Kraft (1991: 107–109, figs 1–13); Heijs (1985a: 302); Ohba & Enomoto (1992: 31).

Type locality: Wokam, Aru Islands, Indonesia.*Voucher*: HEC 10216, 22.7.1994: Lion Island, reef platform S of the island.Genus *Coelothrix* Børgesen*Coelothrix irregularis* (Harvey) Børgesen 1920: 389*Type locality*: Key West, Florida, USA.*Note*: recorded by Ohba and Enomoto (1992: 31), but not among our recent collections.Genus *Gelidiopsis* Schmitz*Gelidiopsis intricata* (C.Agardh) Vickers 1905: 61

Jaasund (1976: 87, fig. 177); Cribb (1983: 56, 57, pl. 13, figs 1, 2); Tseng (1984: 100, pl. 53, fig. 4); Lawson & John (1987: 223, pl. 25, fig. 3); Price & Scott (1992: 51, 52, fig. 13A–F). Ohba & Enomoto (1992: 31).

Synype localities: Mauritius, Hawaiian Archipelago and Ravak, Indonesia.*Vouchers*: HEC 6356, 6.7.1986: Motupore Island, N coast; HEC 10380c, 2.8.1994: Bootless Bay, Osborne Point; HEC 10389, 2.8.1994: West point of Bootless Inlet.*Gelidiopsis repens* (Kützinger) Weber-van Bosse 1928: 425, 426

Ohba & Enomoto (1992: 31).

Type locality: New Caledonia.*Voucher*: HEC 10380b, 2.8.1994: Bootless Bay, Osborne Point.

Order **Ceramiales**Family **Ceramiaceae**Genus *Aglaothamnion* Feldmann-Mazoyer*Aglaothamnion* sp.*Voucher*: HEC 10328c, 29.7.1994: patch reef E of Loloata Island.Genus *Anotrichium* Nägeli*Anotrichium tenue* (C.Agardh) Nägeli 1862: 399Jaasund (1976: 113, fig. 229 as *Griffithsia tenuis*); Cribb (1983: 72–73, pl. 23, figs 1–5); Tseng (1984: 124, pl. 65, fig. 2); Millar (1990: 407–408, figs 49A–D); Wynne (1995: 287); De Clerck & Coppejans (1996: 252, fig. 87).*Type locality*: Venezia, Italy.*Voucher*: ODC 242m, 27.7.1994: Loloata Island, SE reef.Genus *Callithamnion* Lyngbye*Callithamnion* sp.*Voucher*: ODC 242l, 27.7.1994: Loloata Island, SE reef.Genus *Centroceras* Kützing*Centroceras clavulatum* (C.Agardh) Montagne 1846: 140*Type locality*: Callao, Peru.*Note*: recorded by Heijs (1985b: 307), but not among our recent collections.*Centroceras distichum* Okamura 1934: 40, pl. 321, figs 7–10*Type locality*: Wagu, Japan.*Note*: recorded by Ohba and Enomoto (1992: 31), but not among our recent collections.Genus *Ceramium* Roth*Ceramium camouii* Dawson 1944: 319–320, pl. 51, figs 2, 3*Type locality*: Isla Turners, Baja California, Mexico.*Note*: recorded by Heijs (1985b: 307), but not among our recent collections.*Ceramium codii* (Richards) Mazoyer 1938: 324

Jaasund (1976: 107, fig. 216); Cribb (1983: 80, 81, pl. 27, figs 1–4); Millar (1990: 393, 394, figs 41D–F, 43B); Price & Scott (1992: 86, 87, figs 26A–D); Heijs (1985b: 307).

Type locality: Bermuda.*Voucher*: ODC 242g, 27.7.1994: Loloata Island, SE reef.*Ceramium flaccidum* (Kützing) Ardissonne 1871: 40Jaasund (1976: 105, fig. 214A–E as *C. taylorii*); Cribb (1983: 82, 83, pl. 31, fig 2, pl. 59, figs 1–4); Millar (1990: 395, 396, figs 42A–E, 43C–E); Price & Scott (1992: 89, 90, figs 27A–E); Wynne (1995: 292–294, fig. 36); Heijs (1985b: 307 as *C. gracillimum* and *C. taylorii*).*Type locality*: Kilkee, County Clare, Ireland.*Voucher*: ODC 242h, 27.7.1994: Loloata Island, SE reef.

Ceramium lentiforme Millar 1990: 391, figs 41A–C, 43A

Type locality: Coffs Harbour, New South Wales, Australia.

Vouchers: HEC 10408, 2.8.1994: W point of Bootless Inlet; ODC 242f, 27.7.1994, Loloata Island, SE reef.

Note: the presence of this otherwise New South Wales species in PNG is a major range extension, but it has since been collected from Norfolk Island in the Coral Sea by the first author.

Ceramium mazatlanense Dawson 1950: 130, pl. 2, figs 14, 15

Type locality: Mazatlán, Sinaloa, Mexico.

Note: recorded by Heijs (1985b: 307), but not among our recent collections.

Ceramium procumbens Setchell & Gardner 1924: 772, pl. 27, figs 51–54

Type locality: Isla Partida, Baja California, Mexico.

Note: recorded by Heijs (1985b: 307), but not among our recent collections.

Ceramium sp.

Note: we are unsure as to which of the above species this record by Heijs (1985a: 302) refers to.

Genus *Corallophila* Weber-van Bosse

Corallophila huysmansii (Weber-van Bosse) R. Norris 1993: 396

Type locality: Indonesia.

Note: recorded by Heijs (1985b: 306) as *Ceramiella huysmansii* (Weber-van Bosse) Børgesen, but not among our recent collections.

Genus *Dasyphila* Sonder

Dasyphila plumarioides Yendo 1920: 7. (Fig. 4F)

Womersley & Bailey (1970: 326, fig. 9); Kraft & Wilson (1997: 139–146, figs 3–31).

Type locality: Hung-t'ou Island, Taiwan.

Vouchers: HEC 10274, 27.7.1994: Loloata Island, SE reef; HEC 10364, 31.7.1994: Loloata Island, W end of the reef platform.

Genus *Griffithsia* C. Agardh

Griffithsia ovalis Harvey 1855: 559

Type locality: King George's Sound, Western Australia.

Note: recorded by Heijs (1985b: 307), but not among our recent collections.

Griffithsia rhizophora Grunow ex Weber-van Bosse 1923: 313

Syntype localities: Sri Lanka and Indonesia.

Note: recorded by Heijs (1985b: 307), but not among our recent collections.

Griffithsia weber-van-bosseae Børgesen 1942: 15–20, figs 1–3

Type locality: Black River Bay, Mauritius.

Note: recorded by Heijs (1985b: 307), but not among our recent collections.

Genus *Haloplegma* Montagne

Haloplegma duperreyi Montagne 1842: 258–261, pl. 7, fig. 1
Cribb (1983: 92, pl. 28, figs 1–3); Tseng (1984: 130: pl. 68, fig. 4); Littler *et al.* (1989: 168: fig. 2, p. 169); Price & Scott (1992: 127–129, figs 43A–D).

Type locality: Martinique, West Indies.

Voucher: HEC 10414, 4.8.1994: Loloata Island, SE reef (tetrasporic).

Genus *Ptilocladia* Sonder

Ptilocladia cf. *vestita* (Harvey) Wollaston 1968: 263, fig. 11

Type locality: Rottneest Island, Western Australia.

Voucher: HEC 10363, 31.7.1994: Loloata Island, W end of the reef platform.

Note: although sterile, the plants from PNG have all the anatomical features of the species as described by Wollaston (1968).

Genus *Scageliopsis* Wollaston

Scageliopsis patens Wollaston 1980: 110, figs 1–11

Athanasiadis (1996: 178, fig. 87).

Type locality: Port Stanvac, St Vincent Gulf, South Australia.

Voucher: ODC 242j, 27.7.1994: Loloata Island, SE reef.

Note: the New South Wales' records of *Antithamnionella breviramosa* by Millar (1990: 388–389, figs 40A–D) and Millar and Kraft (1993: 36) have been shown to represent this species (Athanasiadis 1996).

Genus *Spyridia* Harvey

Spyridia filamentosa (Wulfen) Harvey 1833: 337

Jaasund (1976: 111, fig. 224); Magruder & Hunt (1979: 93, fig. 3, p. 92); Cribb (1983: 94, pl. 26, figs 2–4); Tseng (1984: 132, pl. 69: fig. 3); Littler *et al.* (1989: 150, fig. 1, p. 151); Heijs (1985a: 302; 1985b: 307); Ohba & Enomoto (1992: 31).

Type locality: Adriatic Sea.

Vouchers: HEC 6290, 4.7.1986: Motupore Island, N coast; HEC 10146, 19.7.1994: Motupore Island, S coast, outer slope; HEC 10330, 29.7.1994: patch reef E of Loloata Island; HEC 10396, 2.8.1994: W point of Bootless Inlet.

Genus *Wrangelia* C.Agardh

Wrangelia argus (Montagne) Montagne 1856: 444

Type locality: Roque del Gando, Canary Islands.

Note: recorded by Heijs (1985b: 307), but not among our recent collections.

Wrangelia penicillata (C.Agardh) C.Agardh 1828: 138. (Fig. 5A)

Magruder & Hunt (1979: 97, fig. 1, p. 92); Littler *et al.* (1989: 148, fig. 1, p. 149).

Type locality: Italy.

Vouchers: HEC 10239, 25.7.1994: Loloata Island, SE reef; HEC 10441, 5.8.1994: Loloata Island, SE reef.

Family **Dasyaceae**Genus *Dasya* C.Agardh

Dasya iyengarii Børgesen 1937: 345, figs 16, 17. (Fig. 5B)

Cribb (1983: 103–104, pl. 64, figs 2–4); Millar (1990: 431–432, fig. 58A–F); Price & Scott (1992: 154–156, fig. 53A–D).

Type locality: Pamban Bridge, Tamil Nadu, India.

Vouchers: HEC 6343, 6.7.1986: Motupore Island, S coast, inner slope of the fringing reef; HEC 10302, 28.7.1994: South Patch Reef; ODC 242a, 27.7.1994, Loloata Island, SE reef.

Dasya pilosa (Weber-van Bosse) Millar 1990: 433, figs 59D–G. (Fig. 5C)

Weber-van Bosse (1923: 377, 378, fig. 137 as *Dasyopsis pilosa*); Jaasund (1976: 121, fig. 245A–C as *Dasyopsis pilosa*); Heijs (1985a: 302 as *Dasyopsis pilosa*).

Type locality: Waru, Seram, Indonesia.

Voucher: HEC 10243, 26.7.1994: Motupore Island, S coast, lagoon.

Genus *Heterosiphonia* Montagne

Heterosiphonia crispella (C.Agardh) Wynne 1985: 87

Jaasund (1976: 121, fig. 246 as *H. wurdemannii*); Wynne (1985: 87); De Clerck & Coppejans (1996: 259, fig. 102).

Type locality: near Cádiz, Spain.

Voucher: HEC 10327a, 29.7.1994: patch reef E of Loloata Island.

Genus *Rhodoptilum* (J.Agardh) Kylin

Rhodoptilum plumosum (Harvey & Bailey) Kylin 1956: 461

Type locality: Puget Sound, Washington, USA.

Note: this species is strictly endemic to the west coast of the United States of America and we suggest that this record by Ohba and Enomoto (1992: 31) most probably represents a *Dasya* or *Eupogodon* species.

Family **Delesseriaceae**Genus *Caloglossa* (Harvey) Martens

Caloglossa leprieurii (Montagne) Martens 1869: 234, 237

Jaasund (1976: 117, fig. 238); Tseng (1984: 136, pl. 71, fig. 3); J. Tanaka & Chihara (1988: 98, fig. 10); King & Puttock (1994: 112–115); King (1990: 60).

Type locality: Cayenne, French Guiana.

Voucher: HEC 10452a, 5.8.1994: Motupore Island: high level in mangrove vegetation.

Genus *Hypoglossum* Kützing

Hypoglossum subsimplex Wynne 1994: 257, figs 1–10

Type locality: Florida Keys, Florida, USA.

Vouchers: HEC 10283, 27.7.1994: Loloata Island, SE reef; HEC 10328a, 29.7.1994: patch reef E of Loloata Island.

Genus *Martensia* Hering

Martensia fragilis Harvey 1854: 145. (Fig. 5D)

Littler *et al.* (1989: 134, fig. 1, p. 135 as *M. pavonia*); Millar (1990: 418–420, figs 53C–E); Price & Scott (1992: 143–144, figs 49A–D as *M. pavonia*); Yoshida & Mikami (1996: 101–103, figs 4–18).

Type locality: Belligam, Sri Lanka.

Voucher: ODC 255, 29.7.1994: patch reef E of Loloata Island.

Note: the synonymy of *M. denticulata* Harvey and *M. pavonia* (J.Agardh) J.Agardh with *M. fragilis* was proposed by Millar (1990).

Genus *Neomartensia* Yoshida & Mikami

Neomartensia flabelliformis (Harvey ex J.Agardh) Yoshida & Mikami 1996: 105, 106, fig. 3, 25–36. (Fig. 5E)

Type locality: Tonga.

Voucher: HEC 10428, 5.8.1994: Loloata Island, SE reef.

Genus *Vanvoorstia* Harvey

Vanvoorstia spectabilis Harvey 1854: 144, pl. V. (Fig. 5F)

Papenfuss (1937: 31–54, figs 28–54); Jaasund (1976: 119, fig. 240); Cribb (1983: 100, pl. 32, fig. 1, pl. 63, fig. 4).

Type locality: Belligam, Sri Lanka.

Vouchers: HEC 10309, 28.7.1994: Loloata Island, SE reef; HEC 10429, 5.8.1994: Loloata, SE reef.

Genus *Zellera* Martens

Zellera tawallina Martens 1868: 33, pl. VIII, fig. 3. (Fig. 6A)

Verheij & Prud'homme van Reine (1993: 443, pl. 14, fig. 8); Allen & Steene (1994: 24); Ohba & Enomoto (1992: 31).

Type locality: Tawaliketjil, Indonesia.

Vouchers: HEC 6340, 6.7.1986: Motupore Island, S coast, inner slope of fringing reef; HEC 10218, 23.7.1994: barrier reef in front of Motupore Island, outer slope; HEC 10275, 27.7.1994: Loloata Island, SE reef; HEC 10348, 30.7.1994: Horse Shoe Reef, W slope; HEC 10360, 31.7.1994: Loloata Island, W end of reef platform.

Family **Rhodomelaceae**Genus *Acanthophora* Lamouroux

Acanthophora spicifera (Vahl) Børgesen 1910: 201

Jaasund (1976: 137, fig. 276); Magruder & Hunt (1979: 57, fig. 1, p. 56); Cribb (1983: 105, 106, pl. 32, fig. 2); Tseng (1984: 142, pl. 74, fig. 2); Littler *et al.* (1989: 188, fig. 1, p. 189); Verheij & Prud'homme van Reine (1993: 444, pl. 15, fig. 2); Heijs (1985a: 302); Ohba & Enomoto (1992: 32).

Type locality: St Croix, Virgin Islands.

Vouchers: HEC 6276, 4.7.1986: Motupore Island, N coast; HEC 6318, 5.7.1986: Motupore Island, S coast; HEC 10244, 26.7.1994: Motupore Island, S coast, lagoon; HEC 10378, 2.8.1994: Bootless Bay, Osborne Point.

Genus *Bostrychia* Montagne

Bostrychia cf. *pinnata* J.Tanaka & Chihara 1984: 122–125, figs 4, 5
King & Puttock (1989: 21–24, figs 9, 10a, 11a).

Type locality: Shiira River, Iriomote Island, Japan.

Voucher: HEC 10452b, 5.8.1994: Motupore Island: high level in mangrove vegetation.

Bostrychia tenella (Lamouroux) J.Agardh 1863: 869–871

Jaasund (1976: 127, fig. 258); Cribb (1983: 106, 107, pl. 66, figs 3, 4); Tseng (1984: 144, pl. 75, fig. 3); King & Puttock (1989: 34–37, fig. 15A–D); Littler *et al.* (1989: 174, fig. 1, p. 175); King (1990: 59).

Type locality: St Croix, Virgin Islands.

Voucher: HEC 10443, HEC 10444, 5.8.1994: Motupore Island, N coast; on mangrove aerial roots; high intertidal.

Note: the synonymy of *B. binderi* Harvey with *B. tenella* is included on the authority of King *et al.* (1988: 18, 19).

Genus *Chondria* C.Agardh

Chondria armata (Kützing) Okamura 1907: 69, pl. XVI, figs 9–19

Jaasund (1976: 135, fig. 272); Cribb (1983: 107, 108, pl. 33, figs 1); Tseng (1984: 144, pl. 75, fig. 4); Millar (1990: 459, 460, figs 71A–B); Heijs (1985a: 302).

Type locality: Wagap, New Caledonia.

Voucher: HEC 6320, 5.7.1986: Motupore Island, S coast.

Chondria collinsiana Howe 1920: 568

Type locality: Mariguana, Bahamas.

Note: recorded by Heijs (1985b: 307), but not among our recent collections.

Chondria dasyphylla (Woodward) C.Agardh 1817: xviii

Type locality: Yarmouth, England.

Note: recorded by Heijs (1985b: 307), but not among our recent collections. Gordon-Mills (1987) regards all non-European records with doubt.

Chondria ryukyuensis Yamada 1935: 27, pl. XI

Type locality: Ryukyu, Japan.

Note: recorded by Ohba and Enomoto (1992: 32), but not among our recent collections.

Genus *Chondrophyucus* (Tokida & Saito) Garbary & Harper

Chondrophyucus cartilaginea (Yamada) Garbary & Harper 1998: 194

Yamada (1931: 230, fig. o, pl. 19, fig. a, as *Laurencia cartilaginea*); Ohba & Enomoto (1992: 32).

Type locality: Chikuzen and Iyo Prefectures, Japan.

Voucher: HEC 10385, 2.8.1994: Bootless Bay, Osborne Point.

Chondrophyucus intermedius (Yamada) Garbary & Harper 1998: 195

Yamada (1931: 191, pl. 1, fig. e, pl. 2 as *Laurencia intermedia*).

Type locality: Enoshima, Province Sagami, Japan.

Voucher: HEC 10333, 29.7.1994: patch reef E of Loloata Island.

Chondrophycus papillosus (C.Agardh) Garbary & Harper (Fig. 6C)

Jaasund (1976: 139, fig. 281 as *Laurencia papillosa*); Lawson & John (1987: 320 as *Laurencia papillosa*); Littler *et al.* (1989: 182, fig. 2, p. 183 as *Laurencia papillosa*); De Clerck & Coppejans (1996: 263, figs 113, 114 as *Laurencia papillosa*); Heijs (1985b: 307 as *Laurencia papillosa*).

Type locality: Mokha, Yemen.

Vouchers: HEC 6301, 4.7.1986: Motupore Island, W coast; HEC 10164, 19.7.1994: Motupore Island, SE reef.

Chondrophycus parvipapillatus (Tseng) Garbary & Harper 1998: 195

Tseng (1943: 204, 205, pl. IV as *Laurencia parvipapillata*).

Type locality: Cape d'Aguilar, Hong Kong.

Note: recorded by Heijs (1985a: 302) and Ohba and Enomoto (1992: 32), but not among our recent collections.

Genus ***Endosiphonia*** Zanardini***Endosiphonia horrida*** (C.Agardh) P.Silva in Silva *et al.* 1996: 494

Børgesen (1943: 62, 63, figs 32a, b) as *Hypnea horrida* (C.Agardh) J.Agardh.

Type locality: Mauritius.

Voucher: HEC 6318, 5.7.1986: Motupore Island, S coast.

Genus ***Herposiphonia*** Nägeli***Herposiphonia secunda*** (C.Agardh) Ambronn 1880: 197

Hollenberg (1968a: 555, fig. 14); Jaasund (1976: 129, fig. 262); Millar (1990: 451–452, figs 68A–C); Heijs (1985b: 307).

Type locality: Mediterranean Sea.

Vouchers: HEC 10327b, 29.7.1994: patch reef E of Loloata Island; ODC 242c, 27.7.1994: Loloata Island, SE reef.

Herposiphonia variabilis Hollenberg 1968a: 557, figs 1F, 2G, 17, 18, 21

Type locality: North Island, Johnston Island, Pacific Ocean.

Note: recorded by Heijs (1985b: 307), but not among our recent collections.

Genus ***Laurencia*** Lamouroux***Laurencia majuscula*** (Harvey) Lucas 1935: 223. (Fig. 6B)

Saito & Womersley (1974: 820, figs 1A, 6); Cribb (1983: 120, 121, pl. 37, fig. 3); Tseng (1984: 152, fig. 3); Wynne (1995: 310, 316, fig. 63); Heijs (1985a: 302).

Type locality: Rottneest Island, Western Australia.

Vouchers: HEC 10374, 1.8.1994: Motupore Island, NE reef top; HEC 10374, 1.8.1994: Motupore Island, NE reef top.

Laurencia* cf. *obtusa (Hudson) Lamouroux 1813: 130

Jaasund (1976: 143, fig. 289); Magruder & Hunt (1979: 81, fig. 2, p. 80); Tseng (1984: 152, pl. 79, fig. 4); Littler *et al.* (1989: 182, fig. 1, p. 183); De Clerck & Coppejans (1996: 263, fig. 110–112).

Type locality: unspecified, probably England.

Voucher: HEC 10277a, 27.7.1994: Loloata Island, SE reef.

Note: the sterile specimens are tentatively referred to *L. obtusa*, a widespread species in temperate and tropical waters.

Laurencia pedicularioides Børgesen 1933: 136, pl. IX. (Fig. 6D)

Type locality: Dwarka, Gujarat, India.

Voucher: HEC 10271, 27.7.1994: Loloata Island, SE reef.

Laurencia perforata (Bory de Saint-Vincent) Montagne 1841: 155

Jaasund (1976: 137, fig. 279); Cribb (1983: 124, pl. 40, fig. 3); Price & Scott (1992: 189–192, fig. 67A–B).

Type locality: Canary Islands.

Vouchers: HEC 10447, HEC 10448c, 5.8.1994: Motupore Island; HEC 10452c, 5.8.1994: Motupore Island: high level in mangrove vegetation.

***Laurencia* sp.**

Heijs (1985a: 302; 1985b: 307); Ohba & Enomoto (1992: 32).

Voucher: HEC 10332, 29.7.1994: patch reef E of Loloata Island.

Genus ***Leveillea*** Decaisne

Leveillea jungermannioides (Hering & Martens) Harvey 1855: 539

Jaasund (1976: 131, fig. 265); Cribb (1983: 127128, pl. 32, fig. 4); Tseng (1984: 156, pl. 81, fig. 3); Wynne (1995: 315, fig. 71); De Clerck & Coppejans (1996: 265, figs 127, 128); Heijs (1985a: 302); Ohba & Enomoto (1992: 32).

Type locality: El Tor, Egypt.

Vouchers: HEC 6341, 6.7.1986: 5.8.1994: Motupore Island, S coast, inner slope of the fringing reef; HEC 10320, 28.7.1994: Loloata Island, SE reef.

Genus ***Melanamansia*** R.Norris

Melanamansia glomerata (C.Agardh) R.Norris 1995: 66. (Fig. 6E)

Magruder & Hunt (1979: 59, fig. 1, p. 58 as *Amansia glomerata* C.Agardh); Cribb (1983: 106, pl. 31, fig. 1 as *A. glomerata*); Tseng (1984: 142, pl. 74, fig. 4 as *A. glomerata*); Verheij & Prud'homme van Reine (1993: 444, pl. 15, fig. 3 as *A. glomerata*); Heijs (1985a: 302 as *A. glomerata*); Ohba & Enomoto (1992: 32 as *A. glomerata*).

Type locality: Hawaiian Archipelago.

Vouchers: HEC 6317, 5.7.1986: Motupore Island, S coast, centre of lagoon, close to the passage; HEC 10159, 19.7.1994: Motupore Island, S coast; HEC 10405, 2.8.1994: W point of Bootless Inlet.

Note: R. Norris (1988a: 209–223) described the genus *Melanamansia* on the basis of the presence of two dorsal pseudopericentral cells, differing from *Amansia* in which the representatives lack pseudopericentral cells.

Melanamansia pumila (Sonder) R.Norris 1988a: 222

Type locality: Cape York, Queensland, Australia.

Voucher: HEC 10417, 4.8.1994: Loloata Island, SE reef.

Genus ***Murrayella*** Schmitz

Murrayella pericladus (C.Agardh) Schmitz 1893: 227

Jaasund (1976: 127, fig. 256); Lawson & John (1987: 328, pl. 57, figs 6, 7); Wynne (1995: 315, figs 72, 73).

Type locality: St Croix, Virgin Islands.

Voucher: HEC 10448b, 5.8.1994: Motupore Island, N coast; on mangrove aerial roots; high intertidal.

Genus *Neurymenia* J.Agardh

Neurymenia fraxinifolia (Mertens ex Turner) J.Agardh 1863: 1135
Jaasund (1976: 133, fig. 271); R. Norris (1988b: 273–276, figs 8–10).

Type locality: 'East Indies.'

Vouchers: HEC 10322, 29.7.1994: patch reef E of Loloata Island; HEC 10369, 31.7.1994: Loloata Island, W end of the reef platform.

Genus *Osmundea* Stackhouse

Osmundea sinicola (Setchell & Gardner) Nam in Nam *et al.* 1994: 393. (Fig. 6F)
Setchell & Gardner (1924: 764, pl. 29, figs 65, 66, pl. 50A as *Laurencia sinicola* Setchell & Gardner); Nam *et al.* (1994: 393).

Type locality: Eureka, near La Paz, Baja California, Mexico.

Vouchers: HEC 10229, 23.7.1994: barrier reef in front of Motupore Island, outer slope; HEC 10272, 27.7.1994: Loloata Island, SE reef.

Genus *Polysiphonia* Greville

Polysiphonia sp.

Ohba & Enomoto (1992: 32).

Voucher: ODC 242d, 27.7.1994, Loloata Island, SE reef [male gametophyte].

Note: these specimens are fragmentary and difficult to identify to species.

The genus was not well represented in our recent collections, but Heijs (1985b: 307) has reported the following five species from Motupore Island.

Polysiphonia crassicollis Børgesen 1939: 126–129, figs 39, 40

Type locality: near Bushire, Iran.

Polysiphonia delicatula Hollenberg 1968b: 62, fig. 1F

Type locality: Poka Bay, Oahu, Hawaiian Archipelago.

Polysiphonia japonica Harvey var. *savatieri* (Hariot) Yoon 1986: 34

Type locality: Yokosuka, Kanagawa Prefecture, Japan.

Polysiphonia sparsa (Setchell) Hollenberg 1968b: 87

Type locality: Arue Reef, Tahiti.

Polysiphonia sphaerocarpa Børgesen 1918: 271–274, figs 267–271

Type locality: St Thomas, Virgin Islands.

Genus *Stictosiphonia* J.Hooker & Harvey

Stictosiphonia sp.

Voucher: HEC 10452d, 5.8.1994: Motupore Island: high level in mangrove vegetation.

Genus *Tolypocladia* Schmitz

Tolypocladia calodictyon (Harvey ex Kützing) Silva 1952: 308
Heijs (1985a: 302).

Type locality: Tonga.

Vouchers: HEC 6285, 4.7.1986: Motupore Island, N coast; HEC 10381, 2.8.1994: Bootless Bay, Osborne Point.

Tolypocladia glomerulata (C.Agardh) Schmitz in Schmitz & Falkenberg 1897: 441–442
Jaasund (1976: 125, fig. 253); Magruder & Hunt (1979: 95, fig. 2, p. 94); Cribb (1983:
135–136, pl. 68, fig. 4); Tseng (1984: 160, pl. 83, fig. 4); Verheij & Prud'homme van Reine
(1993: 449, pl. 16, fig. 3); Heijs (1985a: 302; 1985b: 307); Ohba & Enomoto (1992: 32).

Type locality: Shark Bay, Western Australia.

Voucher: HEC 10436, 5.8.1994: Loloata Island, SE reef.

Order **Rhodogorgonales**Family **Rhodogorgonaceae**

Genus *Renouxia* Fredericq & J.N.Norris

Renouxia antillana Fredericq & J.Norris 1995: 329, figs 1–42. (Fig. 7A)

Type locality: Ilet à Caret, Guadeloupe.

Vouchers: HEC 10270, 27.7.1994: Loloata Island, SE reef; HEC 10171, 20.7.1994: Motupore Island, S coast, outer reef slope.

Note: this otherwise Caribbean species has since been discovered throughout the tropical Pacific (M. and D. Littler, pers. comm.).

Incertae sedis

Family **Wurdemanniaceae**

Genus *Wurdemannia* Harvey

Wurdemannia miniata (Sprengel) J.Feldmann & G.Hamel 1934: 544
Jaasund (1976: 73, fig. 148A, B); Price & Scott (1992: 31–34, fig. 6A–E).

Type locality: Montpellier, France.

Voucher: HEC 10448a, 5.8.1994: Motupore Island.

Acknowledgments

Thanks are extended to Mark and Diane Littler (Smithsonian Institution) for information regarding the distribution of *Renouxia* and Gerald T. Kraft (University of Melbourne) for information regarding the *Callophycus* species. E. C. and O. D. C. are very grateful to John Rewald for the excellent local organisation for their stay on Motupore Island in 1994. The research was carried out in the framework of the FKFO research projects (nos 2.9006.86, 2.9001.90 and 2.9008.90). Olivier De Clerck is research assistant of the Fund for Scientific Research, Flanders (Belgium) (FWO).




Fig. 1. *A*, *Galaxaura obtusata* (Ellis & Solander) Lamouroux [HEC 10289, scale bar: 1 cm]; *B*, *Scinaia tsinglanensis* Tseng [HEC 10410, scale bar: 1 cm]; *C*, *Tricleocarpa fragilis* (Linnaeus) Huisman & Townsend [HEC 10290, scale bar: 1 cm]; *D*, *Trichogloea requienii* (Montagne) Kützing [HEC 10172, scale bar: 1 cm]; *E*, *Gracilaria rhodymenioides* Millar [HEC 10185, scale bar: 1 cm].




Fig. 2. A, *Gibsmithia hawaiiensis* Doty [HEC 10411, scale bar: 1 cm]; B, *Gibsmithia larkumii* Kraft [HEC 10273, scale bar: 1 cm]; C, *Cryptonemia crenulata* (J.Agardh) J.Agardh [HEC 10317, scale bar: 1 cm]; D, *Cryptonemia yendoii* Weber-van Bosse [HEC 10416, scale bar: 1 cm]; E, *Kallymenia* sp. [HEC 10219, scale bar: 1 cm]; F, *Halymenia maculata* J.Agardh [HEC 10174, scale bar: 1 cm].




Fig. 3. *A*, *Kallymenia* cf. *perforata* J.Agardh [HEC 10430, scale bar: 1 cm]; *B*, *Portieria hornemanii* (Lyngbye) P.Silva [HEC 10175, scale bar: 1 cm]; *C*, *Platoma* sp. [HEC 10222, scale bar: 1 cm]; *D*, *Platoma ardreanum* Kraft & Abbott [HEC 10221, scale bar: 1 cm]; *E*, *Titanophora weberae* Børgesen [HEC 10294, scale bar: 1 cm]; *F*, *Sebdenia flabellata* (J.Agardh) Parkinson [HEC 10359, scale bar: 1 cm].




Fig. 4. A, *Callophycus densus* (Sonder) Kraft [HEC 10267, scale bar: 1 cm]; B, *Callophycus serratus* (Harvey ex Kützing) P.Silva [HEC 10284, scale bar: 1 cm]; C, *Champia parvula* (C.Agardh) Harvey [HEC 10376, scale bar: 0.5 cm]; D, *Gastroclonium xishaensis* Chang & Xia [HEC 10151, scale bar: 0.5 cm]; E, *Botryocladia leptopoda* (J.Agardh) Kylin [HEC 10409, scale bar: 1 cm]; F, *Dasyphila plumarioides* Yendo [HEC 10364, scale bar: 0.5 cm].




Fig. 5. *A*, *Wrangelia penicillata* (C.Agardh) C.Agardh [HEC 10441, scale bar: 1 cm]; *B*, *Dasya iyengarii* Børgesen [HEC 10302, scale bar: 0.5 cm]; *C*, *Dasya pilosa* (Weber-van Bosse) Millar [HEC 10243, scale bar: 1 cm]; *D*, *Martensia fragilis* Harvey [ODC 255, scale bar: 0.5 cm]; *E*, *Neomartensia flabelliformis* (Harvey ex J.Agardh) Yoshida & Mikami [HEC 10428, scale bar: 0.5 cm]; *F*, *Vanvoorstia spectabilis* Harvey [HEC 10309, scale bar: 0.5 cm].




Fig. 6. *A*, *Zelleria tawallina* Martens [HEC 10275, scale: 1 cm]; *B*, *Laurencia majuscula* (Harvey) Lucas [HEC 10374, scale bar: 1 cm]; *C*, *Chondrophyucus papillosus* (C.Agardh) Garbary & Harper [HEC 10164, scale bar: 1 cm]; *D*, *Laurencia pedicularioides* Børgesen [HEC 10271, scale bar: 1 cm]; *E*, *Melanamansia glomerata* (C.Agardh) R.Norris [HEC 10159, scale bar: 0.5 cm]; *F*, *Osmundea sinicola* (Setchell & Gardner) Nam [HEC 10272, scale bar: 0.5 cm].



Fig. 7. *Renouxia antillana* Fredericq & J. Norris [HEC 10171, scale bar: 1 cm].

References

- Abbott, I. A. (1994). New records and a reassessment of *Gracilaria* (Rhodophyta) from the Philippines. In 'Taxonomy of Economic Seaweeds'. (Ed. I. A. Abbott.), Vol. IV, pp. 111–118. (California Sea Grant Program: California.)
- Abbott, I. A., Zhang, J., and Xia, B. (1991). *Gracilaria mixta* sp. nov. and other western Pacific species of the genus (Rhodophyta: Gracilariaceae). *Pacific Science* **45**, 12–27.
- Agardh, C. A. (1817). 'Synopsis Algarum Scandinavicae, Adjecta Dispositione Universali Algarum.' pp. i–xl, 1–135. (Berling: Lund.)
- Agardh, C. A. (1828). 'Systema Algarum, Vol. 2, part 1.' pp. i–lxxvi, 1–189. (Mauritius: Greifswald.)
- Agardh, J. G. (1847). Nya alger från Mexico. *Öfversigt af Kongliga [Svenska] Vetenskaps-Akademiens Förhandlingar* **4**, 5–17.
- Agardh, J. G. (1851). 'Species Genera et Ordines Algarum. Volumen Secundum: Algas Florideas Complectens.' Part 1. pp. i–xii, 1–504. (Gleerup: Lund.)
- Agardh, J. G. (1863). 'Species Genera et Ordines Algarum. Volumen Secundum.' Part 3. pp. 787–1291. (Gleerup: Lund.)
- Agardh, J. G. (1872). Bidrag till Florideernes systematik. *Lunds Universitets Årsskrift, Afdelningen for Matematik och Naturvetenskap* **8**, 60 pp.
- Agardh, J. G. (1876). 'Species Genera et Ordines Algarum, Volumen Tertium: de Florideis Curae Posteriores. Epicrisis Systematis Floridearum.' vii + 724 pp. (Weigel: Leipzig.)
- Agardh, J. G. (1883). Till algernes systematik, nya bidrag (tredje afdelningen). *Lunds Universitets Årsskrift, Afdelningen for Matematik och Naturvetenskap* **19**, 177 pp., 4 pl.
- Agardh, J. G. (1885). Till algernes systematik, nya bidrag (fjerde afdelningen). VII. Florideae. *Lunds Universitets Årsskrift, Afdelningen for Matematik och Naturvetenskap* **21**, 117 pp., 1 pl.
- Ajisaka, T. (1990). Two species of *Sargassum* (Fucales, Phaeophyceae), collected from Motupore Island, Papua New Guinea. *Kagoshima University Research Center for the South Pacific, Occasional Papers* **20**, 29–33.
- Allen, G. R., and Steene, R. (1994). 'Indo-Pacific Coral Reef Field Guide.' 378 pp. (Singapore).

- Ambrohn, H. (1880). Ueber einige Fälle von Bilateralität bei den Florideen. *Botanische Zeitung* **38**, 161–74, 177–85, 193–200, 209–232, pls 3, 4.
- Ardissone, F. (1871). Revista dei Ceramii della flora Italiana. *Nuova Giornale Botanico Italiano* **3**, 32–50.
- Askenasy, E. (1888). Algen. In 'Forschungsreise S. M. S. Gazelle, IV., Botanik'. (Ed. A. Engler.) 58 pp., 11 pls. (Berlin.)
- Athanasiadis, A. (1996). Morphology and classification of the Ceramioideae (Rhodophyta) based on phylogenetic principles. *Opera Botanica* **128**, 216 pp.
- Barton, E. S. (1891). A systematic and structural account of the genus *Turbinaria*, Lamx. *Transactions of the Linnean Society of London, Botany* **3**, 215–226.
- Basson, P. W. (1979). Marine algae of the Arabian Gulf coast of Saudi Arabia. *Botanica Marina* **22**, 47–82.
- Børgesen, F. (1910). Some new or little known West Indian Florideae, II. *Botanisk Tidsskrift* **30**, 177–207, 20 figs.
- Børgesen, F. (1918). The marine algae of the Danish West Indies. Part 3: Rhodophyceae (4). *Dansk Botanisk Arkiv* **3**, 241–304, figs 231–307.
- Børgesen, F. (1920). The marine algae of the Danish West Indies. Part 3: Rhodophyceae (6), with Addenda to the Chlorophyceae, Phaeophyceae, and Rhodophyceae. *Dansk Botanisk Arkiv* **3**, 369–498, figs 361–435.
- Børgesen, F. (1932). A revision of Forsskål's algae mentioned in Flora Aegyptiaco-Arabica and found in his herbarium in the Botanical Museum of the University of Copenhagen. *Dansk Botanisk Arkiv* **8**, 14 pp., 4 figs, 1 pl.
- Børgesen, F. (1933). Some Indian Rhodophyceae especially from the shores of the Presidency of Bombay. III. *Bulletin of Miscellaneous Information, Royal Botanic Gardens, Kew*, **1933**, 113–142.
- Børgesen, F. (1937). Contributions to a South Indian marine algal flora. II. *Journal of the Indian Botanical Society* **16**, 311–357.
- Børgesen, F. (1939). Marine algae from the Iranian Gulf especially from the innermost part near Bushire and the Island Kharg. In 'Danish Scientific Investigations on Iran. Part I'. (Eds K. Jessen and R. Spärck.) pp. 47–141. (Ejnar Munksgaard: Copenhagen.)
- Børgesen, F. (1942). *Griffithsia weber-van Bosseae*, nov. spec. *Blumea suppl.* **2**, 15–20.
- Børgesen, F. (1943). Some marine algae from Mauritius. III. Rhodophyceae. Part 2. Gelidiales, Cryptonemiales, Gigartinales. *Kongelige Danske Videnskabernes Selskab, Biologiske Meddelelser* **19**, 85 pp.
- Børgesen, F. (1949). Some marine algae from Mauritius. Additions to parts previously published. *Kongelige Danske Videnskabernes Selskab, Biologiske Meddelelser* **21**, 48 pp.
- Børgesen, F. (1950). Some marine algae from Mauritius. Additions to parts previously published. II. *Kongelige Danske Videnskabernes Selskab, Biologiske Meddelelser* **18**, 46 pp.
- Børgesen, F. (1952). Some marine algae from Mauritius. Additions to parts previously published. IV. *Kongelige Danske Videnskabernes Selskab, Biologiske Meddelelser* **18**, 72 pp.
- Børgesen, F. (1953). Some marine algae from Mauritius. Additions to parts previously published. V. *Kongelige Danske Videnskabernes Selskab, Biologiske Meddelelser* **21**, 62 pp, 3 pls.
- Bory de Saint Vincent, J. B. G. M. (1827–1829). Cryptogamie. In 'Voyage Autour du Monde, Exécuté par Ordre du Roi, sur la Corvette de Sa Majeste, la Coquille, pendant les Annees 1822–5'. (Ed. M. L. I. Duperrey.) pp. 1–96 (1827); pp. 97–200 (1828); pp. 201–301 (1829), pls 1–39. (Bertrand: Paris.)
- Brouns, J., and Heijs, F. (1986). Structural and functional aspects of seagrass communities and associated algae from the Tropical West-Pacific. Ph.D. Thesis, Nijmegen, Netherlands.
- Chang, C. F., and Xia, B. M. (1978). A new species of *Gastroclonium* from the Xisha Islands, Guangdong Province, China. *Oceanologia et Limnologia Sinica* **9**, 209–214.
- Coppejans, E. (1992). Marine algae of Papua New Guinea (Madang Prov.) 2. A revised and completed list of *Caulerpa* (Chlorophyta-Caulerpales). *Blumea* **36**, 383–410.
- Coppejans, E., De Clerck, O., and Van den Heede, C. (1995a). Annotated and illustrated survey of the marine macroalgae from Motupore Island and vicinity (Port Moresby area, Papua New Guinea). I. Chlorophyta. *Biologisch Jaarboek Dodonaea* **62**, 70–108.
- Coppejans, E., De Clerck, O., and Van den Heede, C. (1995b). Annotated and illustrated survey of the marine macroalgae from Motupore Island and vicinity (Port Moresby area, Papua New Guinea). II. Phaeophyta. *Belgian Journal of Botany* **128**, 176–197.
- Coppejans, E., and Meinesz, A. (1988). Marine algae of Papua New Guinea (Madang Prov.). 1. Caulerpaceae (Chlorophyta-Caulerpales). *Blumea* **33**, 181–196.
- Coppejans E., and Prud'homme van Reine, W. F. (1991). The oceanographic Snellius-II Expedition, partim Botany. Introduction; list of stations and collected plants. *Mededelingen der Zittingen van de Koninklijke Academie voor Overzeese Wetenschappen* **37**, 153–194.

- Cribb, A. B. (1954). Records of marine algae from south-eastern Queensland. I. *University of Queensland Papers, Department of Botany* **3**, 15–37.
- Cribb, A. B. (1983). 'Marine Algae of the Southern Great Barrier Reef. Part I. Rhodophyta.' 173 pp. (Australian Coral Reef Society: Brisbane.)
- Dampier, W. (1703). 'A New Voyage Round the World.' Vol. 3. 198 pp. (London.)
- Dandy, J. E. (1958). 'The Sloane Herbarium.' 246 pp. (London.)
- Dawson, E. Y. (1944). The marine algae of the Gulf of California. *Allan Hancock Pacific Expeditions* **3**, 189–454, 47 pl.
- Dawson, E. Y. (1950). A review of *Ceramium* along the Pacific coast of North America with special reference to its Mexican representatives. *Farlowia* **4**, 113–138.
- Dawson, E. Y. (1954). Marine plants in the vicinity of the Institut Océanographique de Nha Trang, Viêt Nam. *Pacific Science* **8**, 373–469.
- Decaisne, J. (1842). Essais sur une classification des algues et des polypiers calcifères de Lamouroux. Part 2. Mémoire sur les corallines ou polypiers calcifères. *Annales des Sciences Naturelles, Botanique, series 2*, **18**, 96–128.
- De Clerck, O., and Coppejans, E. (1996). Marine algae of the Jubail Wildlife Sanctuary, Saudi Arabia. In 'A Marine Wildlife Sanctuary for the Arabian Gulf. Environmental Research and Conservation Following the 1991 Gulf War Oil Spill'. (Eds F. Krupp, A. H. Abuzinada and I. A. Nader.) pp. 199–289. (NCWCD, Riyadh and Senckenberg Research Institute: Frankfurt a.M.)
- De Toni, J. B. (1895). Phyceae japonicae novae addita enumeratione algarum in ditone maritima Japoniae hucusque collectarum. *Memorie del Reale Istituto Veneto di Scienze, Lettere ed Arti* **25**, 78 pp., 2 pls.
- Dickie, G. (1876a). Contributions to the Botany of the Expedition of H. M. S. 'Challenger': Algae, chiefly Polynesian. *Journal of the Linnean Society of London, Botany* **15**, 235–246.
- Dickie, G. (1876b). Notes on algae collected by H. N. Moseley, M. A., of H. M. S. 'Challenger', Chiefly obtained in Torres Straits, coasts of Japan, and Juan Fernandez. *Journal of the Linnean Society of London, Botany* **15**, 446–455.
- Dickie, G. (1877). Supplemental notes on algae collected by H. N. Moseley, M. A., of H. M. S. 'Challenger', from various localities. *Journal of the Linnean Society of London, Botany* **15**, 486–489.
- Doty, M. S. (1963). *Gibsmithia hawaiiensis* gen. et sp. n. *Pacific Science* **17**, 458–465.
- Enomoto, S. (1990). Marine benthic macroalgae of Papua New Guinea: Chlorophyceae (a check list). *Kagoshima University Research Center of the South Pacific, Occasional Papers* **20**, 25–28.
- Enomoto, S., and Ajisaka, T. (1984). Marine benthic algae of Papua New Guinea: Chlorophyceae (preliminary report). In 'Prompt Report of the 3rd Scientific Survey of the South Pacific. Kagoshima University Research Center of the South Pacific, Kagoshima'. (Eds K. Nakano *et al.*) pp. 35–38.
- Enomoto, S., and Ohba, H. (1992). Marine benthic green algae of the northern coast of Papua New Guinea. *Kagoshima University Research Center of the South Pacific, Occasional Papers* **23**, 21–24.
- Feldmann, J., and Hamel, G. (1934). Observations sur quelques Géliidiacées. *Revue Générale de Botanique* **46**, 528–549.
- Foslie, M. (1901). New Melobesieae. *Kongelige Norske Videnskabers Selskabs Skrifter* **1901**, 5 pp.
- Fredericq, S., and Norris, J. N. (1995). A new order (Rhodogorgonales) and family (Rhodogorgonaceae) of red algae composed of two tropical calciferous genera, *Renouxia* gen. nov. and *Rhodogorgon*. *Cryptogamic Botany* **5**, 316–331.
- Ganesan, E. (1976). On *Kallymenia westii* sp. nov. (Rhodophyta, Cryptonemiales) from the Caribbean Sea. *Boletín del Instituto Oceanográfico, Universidad de Oriente* **15**, 169–175, 21 figs.
- Garbary, D. J., and Harper, J. T. (1998). A phylogenetic analysis of the *Laurencia* complex (Rhodomelaceae) of the red algae. *Cryptogamic Algae* **19**, 185–200.
- Gaudichaud, C. (1826). Botanique. In 'Voyage Autour du Monde ... Exécuté sur les Corvettes de S. M. l'Uranie et la Physicienne, pendant les Années 1817, 1818, 1819 et 1820'. (Ed. L. de Freycinet.) 522 pp. (Publisher unknown: Paris.)
- Gordon-Mills, E. M. (1987). Morphology and taxonomy of *Chondria tenuissima* and *Chondria dasyphylla* (Rhodomelaceae, Rhodophyta) from European waters. *British Phycological Journal* **22**, 237–255.
- Grunow, A. (1874). Algen der Fidschi-, Tonga- und Samoa-Inseln, gesammelt von Dr E. Graeffe. *Journal des Museums Godeffroy* (Hamburg) **3**, 23–50.
- Grunow, A. (1889). Algae. In 'Die Flora Kaiser Wilhelms Land'. (Eds K. Schuman and M. Hollrung.) pp. 1–5. (Asher & Co.: Berlin.)
- Haroun, R. J., and Prud'homme van Reine, W. F. (1993). A biogeographical study of *Laurencia* and *Hypnea* species of the Macaronesian region. *Courier Forschungsinstitut Senckenberg* **159**, 119–125.
- Harvey, W. H. (1833). Algae. In 'The British Flora'. (Ed. W. J. Hooker.) Vol. 2, Part 1, pp. 248–401. (Reeve: London.) [also In 'Hooker, W. J. The English Flora of James Edward Smith.' Vol. 5, Part 1, 252–405.]

- Harvey, W. H. (1838). 'The Genera of South African Plants, Arranged According to the Natural System.' pp. i–lxvi, 1–429. (Robertson: Cape Town.)
- Harvey, W. H. (1853). *Nereis boreali-Americana*: or contributions to a history of the marine algae of North America. Part II. Rhodosperrmae. *Smithsonian Contributions to Knowledge* **5**, 1–258, pls 13–36.
- Harvey, W. H. (1854). Short characters of three new algae from the shores of Ceylon. *Hooker's Journal of Botany* **6**, 143–145, pls 5–6.
- Harvey, W. H. (1855). Some account of the marine botany of the colony of Western Australia. *Transactions of the Royal Irish Academy* **22**, 525–566.
- Harvey, W. H. (1860). Characters of new algae, chiefly from Japan and adjacent regions, collected by Charles Wright in the North Pacific Exploring Expedition under Captain John Rodgers. *Proceedings of the American Academy of Arts and Sciences* **4**, 327–335.
- Hatta, A. M., and Prud'homme van Reine, W. F. (1991). A taxonomic revision of Indonesian Gelidiales (Rhodophyta). *Blumea* **35**, 347–380.
- Heijs, F. M. L. (1983). Epiphytic algae associated with *Thalassia hemprichii* (Ehrenb.) Aschers. *Proceedings of the International Symposium of Aquatic Macrophytes*, 18–23 Sept. 1983, Nijmegen, The Netherlands, pp. 88–94.
- Heijs, F. M. L. (1984). Annual biomass and production of epiphytes in three monospecific seagrass communities of *Thalassia hemprichii* (Ehrenb.) Aschers. *Aquatic Botany* **20**, 195–218.
- Heijs, F. (1985a). The macroalgal component in monospecific seagrass beds from Papua New Guinea. *Aquatic Botany* **22**, 291–324.
- Heijs, F. (1985b). The seasonal distribution and community structure of the epiphytic algae on *Thalassia hemprichii* (Ehrenb.) Aschers. from Papua New Guinea. *Aquatic Botany* **21**, 295–324.
- Heijs, F. (1985c). Some structural and functional aspects of the epiphytic component of four seagrass species (Cymodoceaceae) from Papua New Guinea. *Aquatic Botany* **23**, 225–247.
- Hemslay, B. W. (1884). Report on the botany of Juan Fernandez, the South-Eastern Moluccas and the Admiralty Islands. In 'Report on the Scientific Results of the Voyage of the H. M. S. Challenger ... Botany'. Vol. 1. Part 2. 299 pp., pls 14–53.
- Heydrich, F. (1892). Beiträge zur Kenntnis der Algenflora von Kaiser Wilhelmsland (Deutsch-Neu-Guinea). *Berichte der Deutschen Botanischen Gesellschaft* **10**, 458–485.
- Heydrich, F. (1897). Neue Kalkalgen von Deutsch Neu Guinea. *Bibliotheca Botanica* **7**, 1–11.
- Heydrich, F. (1901a). Eine neue Kalkalge von Kaiser-Wihlemlans. *Berichte der Deutschen Botanischen Gesellschaft* **19**, 271–276.
- Heydrich, F. (1901b). Einige tropischen Lithothamnien. *Berichte der Deutschen Botanischen Gesellschaft* **19**, 403–409.
- Heydrich, F. (1901c). Die Entwicklungsgeschichte des Corallineen-Genus *Perispermum* Heydrich. *Berichte der Deutschen Botanischen Gesellschaft* **19**, 409–420.
- Hollenberg, G. J. (1968a). An account of the species of the red alga *Herposiphonia* occurring in the central and western tropical Pacific Ocean. *Pacific Science* **22**, 536–559.
- Hollenberg, G. J. (1968b). An account of the species of *Polysiphonia* of the central and western tropical Pacific Ocean. I. Oligosiphonia. *Pacific Science* **22**, 56–98.
- Holmes, E. M. (1895). New marine algae from Japan. *Journal of the Linnean Society [London] Botany* **31**, 248–60, pls. vii–xii.
- Howe, M. A. (1920). Algae. In 'The Bahama Flora'. (Eds N. L. Britton and C. F. Millspaugh.) pp. 553–618. (Published by the authors: New York.)
- Huisman, J. M. (1986). The red algal genus *Scinia* (Galaxauraceae, Nemaliales) from Australia. *Phycologia* **25**, 271–296.
- Huisman, J. M., and Borowitzka, M. A. (1990). A revision of the Australian species of *Galaxaura* (Rhodophyta, Galaxauraceae), with a description of *Tricleocarpa* gen. nov. *Phycologia* **29**, 150–172.
- Huisman, J. M., and Townsend, R. A. (1993). An examination of Linnaean and pre-Linnaean taxa referable to *Galaxaura* and *Tricleocarpa* (Galaxauraceae, Rhodophyta). *Botanical Journal of the Linnean Society [London]* **113**, 95–101.
- Jaasund, E. (1976). 'Intertidal Seaweeds in Tanzania.' 159 pp. (Tromsø, Norway.)
- King, R. J. (1990). Macroalgae associated with the mangrove vegetation of Papua New Guinea. *Botanica Marina* **33**, 55–62.
- King, R. J., and Puttock, C. F. (1989). Morphology and taxonomy of *Bostrychia* and *Stictosiphonia* (Rhodomelaceae/Rhodophyta). *Australian Systematic Botany* **2**, 1–73.
- King, R. J., and Puttock, C. F. (1994). Morphology and taxonomy of *Caloglossa* (Delesseriaceae, Rhodophyta). *Australian Systematic Botany* **7**, 89–124.
- King, R. J., Puttock, C. F., and Vickery, R. S. (1988). A taxonomic study of the *Bostrychia tenella* complex (Rhodomelaceae, Rhodophyta). *Phycologia* **27**, 10–19.

- Kjellman, F. R. (1900). Om Floridé-slågten *Galaxaura*, des organografi och systematik. *Kongliga Svenska Vetenskaps-Akademiens Handlingar*. Series 4, **33**, 1–109, 20 pl.
- Kraft, G. T. (1984a). The red algal genus *Predaea* (Nemastomataceae, Gigartinales) in Australia. *Phycologia* **23**, 3–20.
- Kraft, G. T. (1984b). Taxonomic and morphological studies of tropical and subtropical species of *Callophycus* (Solieriaceae, Rhodophyta). *Phycologia* **23**, 53–71.
- Kraft, G. T. (1986). The genus *Gibsmithia* (Dumontiaceae, Rhodophyta) in Australia. *Phycologia* **25**, 423–447.
- Kraft, G. T., and Abbott, I. A. (1997). *Platoma ardeanum* (Schizymeniaceae, Gigartinales) and *Halymenia chiangiana* (Halymeniaceae, Halymeniales) two new species of proliferous foliose red algae from the Hawaiian Islands. *Cryptogamie Algologie* **18**, 97–116.
- Kraft, G. T., and Wilson, S. M. (1997). The taxonomy of *Dasyphila plumarioides* (Ceramiaceae, Rhodophyta). *Phycologia* **36**, 138–149.
- Kützing, F. T. (1847). Diagnosen und Bemerkungen zu neuen oder kritischen Algen. *Botanische Zeitung* **5**, 1–5, 22–25, 33–38, 52–55, 164–167, 177–180, 193–198, 219–223.
- Kützing, F. T. (1858). 'Tabulae Phycologicae oder Abbildungen der Tange.' Vol. VIII, 48 pp. 100 pls. (Nordhausen.)
- Kützing, F. T. (1866). 'Tabulae Phycologicae.' Vol. XVI, v + 35 pp., 100 pls. (Nordhausen.)
- Kylin, H. (1931). Die Florideenordnung Rhodymeniales. *Lunds Universitets Årsskrift, Ny Följd, Andra Afdelningen* **27**, 1–48, 49 figs.
- Kylin, H. (1956). 'Die Gattungen der Rhodophyceen.' xv + 673 pp. (Gleerups: Lund.)
- Lamouroux, J. V. F. (1813). Essai sur les genres de la famille des Thalassiophytes non articulées. *Annales du Muséum National d'Histoire Naturelle* [Paris] **20**, 21–47, 115–139, 267–293, pls 7–13.
- Lamouroux, J. V. F. (1816). 'Histoire des Polypiers Coralligènes Flexibles, Vulgairement Nommés Zoophytes.' lxxxiv + 560 pp., pls 1–9. (Published by author: Caen.)
- Lawson, G. W., and John, D. M. (1987). The marine algae and coastal environment of tropical West Africa. 2nd Edn. *Beihefte zur Nova Hedwigia* **93**, 414 pp.
- Lee, R. K. S. (1963). The structure and reproduction of *Dudresnaya hawaiiensis* sp. nov. (Rhodophyta). *American Journal of Botany* **50**, 315–319.
- Leliart, F., Coppejans, E., and De Clerck, O. (1998). The Siphonocladales *sensu* Egerod from Papua New Guinea and Indonesia. *Belgian Journal of Botany* **130**, 177–197.
- Le Jolis, A. (1863). Liste des algues marines de Cherbourg. *Mémoires de la Société Impériale des Sciences Naturelles de Cherbourg* **10**, 5–168, vi pls.
- Lewis, J. A. (1984). Checklist and bibliography of benthic marine macroalgae recorded from northern Australia. I. Rhodophyta. Department of Defence, Materials Research Laboratories, Report MRL-R-912, 97 pp.
- Lewis, J. A. (1985). Checklist and bibliography of benthic marine macroalgae recorded from northern Australia. II. Phaeophyta. Department of Defence, Materials Research Laboratories, Report MRL-R-962, 40 pp.
- Lewis, J. A. (1987). Checklist and bibliography of benthic marine macroalgae recorded from northern Australia. III. Chlorophyta. Department of Defence, Materials Research Laboratories, Report MRL-R-1063, 55 pp.
- Lewis, J. E., and Norris, J. N. (1987). A history and annotated account of the benthic marine algae of Taiwan. *Smithsonian Contributions to Marine Sciences* **29**, 38 pp.
- Littler, D. S., Littler, M. M., Bucher, K. E., and Norris, J. E. (1989). 'Marine Plants of the Caribbean. A Field Guide from Florida to Brazil.' 263 pp. (Smithsonian Institution Press: Washington DC.)
- Lucas, A. H. S. (1935). The marine algae of Lord Howe Island. *Proceedings of the Linnean Society of New South Wales* **60**, 194–232, pls 5–9.
- Magruder, W. H., and Hunt, J. W. (1979). 'Seaweeds of Hawaii.' 166 pp. (Bishop Museum: Honolulu.)
- Martens, G. (1868). Die Tange. In 'Die Preussische Expedition nach Ost-Asien. Nach amtlichen Quellen. Botanischer Theil'. 152 pp. VIII pls. (Berlin.)
- Martens, G. (1869). Beiträge zur Algen-flora Indiens. *Flora* **52**, 233–238.
- Mazoyer, G. (1938). Les Céramiacées de l'Afrique du Nord. *Bulletin de la Société de l'Histoire Naturelle de l'Afrique du Nord* **29**, 317–331.
- Millar, A. J. K. (1990). Marine red algae of Coffs Harbour region, northern New South Wales. *Australian Systematic Botany* **3**, 293–593.
- Millar, A. J. K. (1997). Some flattened species of *Gracilaria* from Australia. In 'Taxonomy of Economic Seaweeds with Reference to Some Pacific Species. VI'. (Ed. I. A. Abbott.) pp. 111–123. (California Sea Grant College System: California.)
- Millar, A. J. K. (1999). Marine benthic algae of Norfolk Island, South Pacific. *Australian Systematic Botany* **12** 479–547.

- Millar, A. J. K., and Kraft, G. T. (1993). Catalogue of marine and freshwater red algae (Rhodophyta) of New South Wales, including Lord Howe Island, South-western Pacific. *Australian Systematic Botany* **6**, 1–90.
- Min-Thein, U., and Womersley, H. B. S. (1976). Studies on southern Australian taxa of Solieriaceae, Rhabdoniaceae and Rhodophyllidaceae (Rhodophyta). *Australian Journal of Botany* **24**, 1–166.
- Montagne, J. F. C. (1841). Plantae cellulares, sect. 4. In 'Histoire Naturelle des Iles Canaries'. (Eds P. Barker-Webb and S. Berthelot.) Vol. 3, pp. 1–208. [161–208 = 1841]. (Paris.)
- Montagne, C. (1842). Troisième centurie de plantes cellulaires exotiques nouvelles, Décades V, VI, VII, et VIII. *Annales des Sciences Naturelles, Botanique*, series 2, **18**, 241–282, pl. 7.
- Montagne, C. (1845). Plantes cellulaires. In 'Voyage au Pôle Sud et dans l'Océanie sur les Corvettes l'Astrolabe et la Zélée ... pendant les Années 1837–1838–1839–1840, sous le Commandement de M. J. Dumont-D'Urville. Botanique'. (Eds J. B. Hombronn and H. Jacquinet.) Vol. 1, 349 pp. (Paris.)
- Montagne, C. (1846). Phycées. In 'Exploration Scientifique de l'Algérie pendant les Années 1840, 1841, 1842, Sciences Naturelles: Botanique'. (Ed. M. C. Durieu de Maisonneuve.) pp. 1–197, pls 1–16. (Paris.)
- Montagne, C. (1847). Enumeratio fungorum quos a cl. Drege in Africa meridionali collectos et in herbario migueliano servatos descripsit C. Montagne. *Annales Museum Histoire Naturelles Marseille* 1843, VII, Botanique, sect. III, 7.
- Montagne, J. F. C. (1856). 'Sylloge Generum Specierumque Cryptogamarum.' I–xxiv, 498 pp. (Bailliere: Paris.)
- Mshigeni, K. E., and Papenfuss, G. F. (1980). New records of the occurrence of the red algal genus *Titanophora* (Gigartinales: Gymnophlaeaceae) in the western Indian Ocean, with observations on the anatomy of the genus found. *Botanica Marina* **23**, 779–789.
- Nägeli, C. (1862). Beiträge zue Morphologie und Systematik der Ceramiaceae. *Sitzungsberichte der Königlichen Bayerischen Akademie der Wissenschaften zu München* (1861)**2**, 297–415, 1 pl.
- Nam, K. W., Maggs, C. A., and Garbary, D. J. (1994). Resurrection of the genus *Osmundea* with an emendation of the generic delineation of *Laurencia* (Ceramiaceae, Rhodophyta). *Phycologia* **33**, 384–395, 38 figs.
- Norris, R. E. (1987). The first confirmed records of *Lomentaria*, (Lomentariaceae, Rhodophyceae) in South Africa, with a description of *L. amplicans* sp. nov. *South African Journal of Botany* **53**, 35–38.
- Norris, R. E. (1988a). Structure and reproduction of *Amansia* and *Melanamansia* gen. nov. (Rhodophyceae, Rhodomelaceae) on the southeastern African coast. *Journal of Phycology* **24**, 209–223.
- Norris, R. E. (1988b). The specific identity of *Neurymenia* (Rhodophyceae, Rhodomelaceae) in southeastern Africa. *Japanese Journal of Phycology* **36**, 271–276.
- Norris, R. E. (1989). Natalian *Botryocladia* (Rhodymeniales, Rhodophyceae), including a description of a new, long axis-forming species. *Botanica Marina* **32**, 131–148.
- Norris, R. E. (1992). Six marine macroalgal genera new to South Africa. *South African Journal of Botany* **58**, 2–12.
- Norris, R. E. (1993). Taxonomic studies on Ceramiaceae (Ceramiaceae, Rhodophyta) with predominantly basipetal growth of corticating filaments. *Botanica Marina* **36**, 389–398.
- Norris, R. E. (1995). *Melanamansia glomerata*, comb. nov. and *Amansia rhodantha*, two hitherto confused species of Indo-Pacific Rhodophyceae. *Taxon* **44**, 65–68.
- Norris, R. E., and Aken, M. E. (1985). Marine benthic algae new to South Africa. *South African Journal of Botany* **51**, 55–65.
- Ohba, H., and Enomoto, S. (1992). Marine flora around Motupore Island on the south coast of Papua New Guinea. *Kagoshima University Research Center for the South Pacific, Occasional Papers* **23**, 25–32.
- Okamura, K. (1907). 'Icones of Japanese Algae.' Vol. 1, No. IV. pls 16–25. (Published by the author: Tokyo.)
- Okamura, K. (1931). On the marine algae from Kôtôsho (Botel Tobago). *Bulletin of the Biogeographical Society of Japan* **2**, 95–122, 1 fig., pls 10–12.
- Okamura, K. (1934). 'Icones of Japanese Algae.' Vol. 7, No. V. pls 321–325. (Published by the author: Tokyo.)
- Papenfuss, G. F. (1937). The structure and reproduction of *Claudea multifida*, *Vanvoorstia spectabilis*, and *Vanvoorstia coccinea*. *Symbolae Botanicae Upsalienses* **2**, 1–66.
- Papenfuss, G. F. (1950). Review of the genera of algae described by Stackhouse. *Hydrobiologia* **2**, 181–208.
- Papenfuss, G. F., Mshigeni, K. E., and Chiang, Y. M. (1982). Revision of the red algal genus *Galaxaura* with special reference to the species occurring in the western Indian Ocean. *Botanica Marina* **25**, 401–444.
- Parkinson, P. G. (1980). 'Halymenia, Being a Critical Account of the Confused Nomenclature of *Halymenia* C.A. Agardh 1817 (Halymeniaceae, Cryptonemiales, Rhodophyta) with Reflections on the International Code of Botanical Nomenclature and Corrections to Certain Recent Work in which it has been Disregarded.' *Phycologiae Historiae Analecta Autodidactica. Fasciculus Primus*, pp. 1–20. (Pettifogging Press: Auckland.)

- Penrose, D., and Woelkerling, W. J. (1988). A taxonomic reassessment of *Hydrolithon* Foslie, *Porolithon* Foslie and *Pseudolithophyllum* Lemoine emend. Adey (Corallinaceae, Rhodophyta) and their relationships to *Spongiites* Kützing. *Phycologia* **27**, 159–176.
- Phang, S. M. (1994). Some species of *Gracilaria* from peninsular Malaysia and Singapore. In 'Taxonomy of Economic Seaweeds'. (Ed. I. A. Abbott.) Vol. IV, pp. 125–133. (California Sea Grant Program: California.)
- Post, E. (1936). Systematische und pflanzengeographische Notizen zur *Bostrychia*–*Caloglossa*-Assoziation. *Revue Algologique* **9**, 1–84.
- Price, I. R., and Kraft, G. T. (1991). Reproductive development and classification of the red algal genus *Ceratodictyon* (Rhodymeniales, Rhodophyta). *Phycologia* **30**, 106–116, 18 figs.
- Price, I. R., and Scott, F. J. (1992). 'The Turf Algal Flora of the Great Barrier Reef. Part I. Rhodophyta.' xii + 266 pp. (James Cook University: Townsville.)
- Quoy, J. R. C., and Gaimard, P. (1824). Zoologie. In 'Voyage Autour du Monde ... sur les Corvettes ... l'Uranie et la Physicienne, pendant les Années 1817, 1818, 1819 et 1820'. (Ed. L. de Freycinet.) [vi] = 713 pp, 96 pls. (Paris.)
- Reinbold, T. (1898). Algae. In 'Flora von Neupommern'. (Ed. K. Schumann.) *Notizblad der Botanischen Garten und Museum* **2**(13), 69–74.
- Robins, P. A., and Kraft, G. T. (1985). Morphology of the type and Australian species of *Dudresnaya* (Dumontiaceae, Rhodophyta). *Phycologia* **24**, 1–34.
- Saito, Y., and Womersley, H. B. S. (1974). The southern Australian species of *Laurencia* (Ceramiales, Rhodophyta). *Australian Journal of Botany* **22**, 815–874.
- Santelices, B. (1976). Taxonomic and nomenclatural notes on some Gelidiales (Rhodophyta). *Phycologia* **15**, 165–173.
- Santelices, B., and Hommersand, M. (1997). *Pterocliadiella*, a new genus in the Gelidiaceae (Gelidiales, Rhodophyta). *Phycologia* **36**, 114–119.
- Schmidle, W. (1897). Epiphyllie Algen nebst einer *Pithophora* aus Neu-Guinea. *Flora* **83**, 304–326.
- Schmidt, O. C. (1928). Verzeichnis der Meeresalgen van Neu-Guinea und dem westlichen Ozeanien. *Hedwigia* **68**, 19–86.
- Schmitz, Fr. (1893). The genus *Lophothalia* J.Ag. *Berichte der Deutschen Botanischen Gesellschaft* **11**, 212–232.
- Schmitz, Fr., and Falkenberg, P. (1897). Rhodomelaceae. In 'Die natürlichen Pflanzenfamilien'. 1(2). (Eds A. Engler and K. Prantl.) pp. 421–80. (Engelmann: Leipzig.)
- Schumann, K., and Lauterbach, C. (1901). 'Die Flora der Deutschen Schutzgebiete in der Südsee.' 613 pp. (Leipzig.)
- Schumann, K., and Lauterbach, C. (1905). 'Nachträge zur Flora der Deutschen Schutzgebiete in der Südsee.' 446 pp. (Leipzig.)
- Scott, F. J., Wetherbee, R., and Kraft, G. T. (1982). The morphology and development of some prominently stalked southern Australian Halymeniaceae (Cryptonemiales, Rhodophyta). I. *Cryptonemia kallymenioides* (Harvey) Kraft comb. nov. and *C. undulata* Sonder. *Journal of Phycology* **18**, 245–257.
- Setchell, W. A. (1943). *Mastophora* and the Mastophoreae: genus and subfamily of Corallinaceae. *Proceedings of the National Academy of Sciences of the United States of America* **29**, 127–135.
- Setchell, W. A., and Gardner, N. L. (1924). Expedition of the California Academy of Sciences to the Gulf of California in 1921. The marine algae. *Proceedings of the California Academy of Sciences*, series 4, **12**, 695–949.
- Silva, P. C. (1952). A review of nomenclatural conservation in the algae from the point of view of the type method. *University of California Publications in Botany* **25**, 241–324.
- Silva, P. C. (1957). Remarks on algal nomenclature. *Taxon* **6**, 141–145.
- Silva, P. C., Meñez, E. G., and Moe, R. L. (1987). Catalog of the benthic marine algae of the Philippines. *Smithsonian Contributions to Marine Sciences* **27**, 179 pp.
- Silva, P. C., Basson, P. W., and Moe, R. L. (1996). Catalogue of the benthic marine algae of the Indian Ocean. *University of California Publications in Botany* **79**, 1259 pp.
- Sonder, O. (1855). [Plantae Muellerianae.] Algae annis 1852–1853 collectae. *Linnaea* **26**, 506–528.
- Sonder, O. (1871). Die Algen des tropischen Australiens. *Abhandlungen aus dem Gebiete der Naturwissenschaften herausgegeben von dem Naturwissenschaftlichen verein in Hamburg* **5**, 33–74.
- Tanaka, T. (1936). The genus *Galaxaura* from Japan. *Scientific Papers of the Institute of Algological Research, Faculty of Science, Hokkaido Imperial University* **1**, 141–174.
- Tanaka, T. (1941). The genus *Hypnea* from Japan. *Scientific Papers of the Institute of Algological Research, Faculty of Science, Hokkaido University* **2**, 227–250, pls 53–54.
- Tanaka, J., and Chihara, M. (1984). Taxonomic studies of Japanese macroalgae. I. Genus *Bostrychia* (Ceramiales, Rhodophyta). *Bulletin of the National Science Museum [Tokyo]*, Series B (Botany) **10**, 115–126.

- Tanaka, J., and Chihara, M. (1988). Macroalgae in Indonesian mangrove forests. *Bulletin of the National Science Museum* [Tokyo], Series B (Botany) **14**, 93–106.
- Trevisan, V. B. A. (1845). 'Nomenclator Algarum.' 80 pp. (Padova).
- Tseng, C. K. (1941). Studies of the Chaetangiaceae of China. *Bulletin of the Fan Memorial Institute of Biology, Botany* **11**, 83–118.
- Tseng, C. K. (1943). Marine algae of Hong Kong. IV. The genus *Laurencia*. *Papers of the Michigan Academy of Science, Arts & Letters* **28**, 185–208, pls 1–4.
- Tseng, C. K. (1984). 'Common Seaweeds of China.' 316 pp. (Science Press: Beijing.)
- Turner, J. A., and Woelkerling, W. J. (1982). Studies on the *Mastophora-Lithoporella* complex (Corallinaceae, Rhodophyta). *Phycologia* **21**, 201–217.
- Umamaheswara Rao, M. (1972). On the Gracilariaceae of the seas around India. *Journal of the Marine Biological Association of India* **14**, 671–696.
- Verheij, E., and Prud'homme van Reine, W. F. (1993). Seaweeds of the Spermonde Archipelago, SW Sulawesi, Indonesia. *Blumea* **37**, 385–510.
- Vickers, A. (1905). Liste des algues marines de la Barbade. *Annales des Sciences Naturelles, Botanique*, series 9, **1**, 45–66.
- Weber-van Bosse, A. (1898). Monographie des Caulerpes. *Annales du Jardin Botanique de Buitenzorg* **15**, 243–401.
- Weber-van Bosse, A. (1921). Liste des algues du Siboga. II. Rhodophyceae. Première partie. Protofloridae, Nematinales, Cryptonemiales. *Siboga-Expeditie Monographie* **59b**, 187–310.
- Weber-van Bosse, A. (1923). Liste des algues du Siboga. III. Rhodophyceae. Seconde partie. Ceramiales. *Siboga-Expeditie Monographie* **59c**, 311–392.
- Weber-van Bosse, A. (1928). Liste des algues du Siboga. IV. Rhodophyceae. Troisième partie. Gigartinales et Rhodymeniales et tableau de la distribution des Chlorophyceae, Phaeophyceae et Rhodophyceae de l'Archipel Malaisien. *Siboga-Expeditie Monographie* **59d**, 393–533.
- Withell, A. F., Millar, A. J. K., and Kraft, G. T. (1994). Taxonomic studies of the genus *Gracilaria* (Gracilariales, Rhodophyta) from Australia. *Australian Systematic Botany* **7**, 281–352.
- Wollaston, E. M. (1968). Morphology and taxonomy of southern Australian genera of Crouanieae Schmitz (Ceramiaceae, Rhodophyta). *Australian Journal of Botany* **16**, 217–417.
- Wollaston, E. M. (1980). Descriptions of two new genera *Scageliopsis* and *Glandothamnus* (Ceramiaceae, Rhodophyta), including five previously undescribed species from southern Australia. *Pacific Science* **34**, 109–127.
- Womersley, H. B. S. (1994). 'The Marine Benthic Flora of Southern Australia. Rhodophyta. Part IIIA. Bangiophyceae and Florideophyceae (Acrochaetiales, Nemaliales, Gelidiales, Hildenbrandiales and Gigartinales *sensu lato*):' 508 pp. (ABRS: Canberra.)
- Womersley, H. B. S. (1996). 'The Marine Benthic Flora of Southern Australia. Rhodophyta. Part IIIB. Gracilariales, Rhodymeniales, Corallinales and Bonnemaisoniales.' 392 pp. (ABRS: Canberra.)
- Womersley, H. B. S., and Bailey, A. (1970). Marine algae of the Solomon Islands. *Philosophical Transactions of the Royal Society of London*, Series B. Biological Sciences **259**, 257–352.
- Wynne, M. J. (1985). Concerning the names *Scagelia corallina* and *Heterosiphonia wurdemannii* (Ceramiales, Rhodophyta). *Cryptogamie Algologie* **6**, 81–90.
- Wynne, M. J. (1994). The description of *Hypoglossum subsimplex* sp. nov. (Delesseriaceae, Rhodophyta) from the Florida Keys, Gulf of Mexico. *Cryptogamie Algologie* **15**, 253–262.
- Wynne, M. J. (1995). Benthic marine algae from the Seychelles collected during the R/V Te Vega Indian Ocean Expedition. *Contributions of the University of Michigan Herbarium* **20**, 261–346.
- Xia, B. (1986). On *Gracilaria salicornia* (C.Agardh) Dawson. *Chinese Journal of Oceanography and Limnology* **4**, 100–107.
- Xia, B., and Abbott, I. A. (1987). New species of *Polycavernosa* Chang & Xia (Gracilariaceae, Rhodophyta) from the western Pacific. *Phycologia* **26**, 405–418.
- Yamada, Y. (1931). Notes on *Laurencia*, with special reference to the Japanese species. *University of California Publications in Botany* **16**, 185–250, 30 pls.
- Yamada, Y. (1935). Notes on some Japanese algae. VI. *Scientific Papers of the Institute of Algological Research, Faculty of Science, Hokkaido Imperial University* **1**, 27–35, pls 11–16.
- Yamada, Y. (1938). The species of *Liagora* from Japan. *Scientific Papers of the Institute of Algological Research, Faculty of Science, Hokkaido Imperial University* **2**, 1–34, pls 1–15.
- Yamamoto, H. (1978). Systematic and anatomical study of the genus *Gracilaria* in Japan. *Memoirs of the Faculty of Fisheries, Hokkaido University* **25**, 97–152.
- Yendo, K. (1920). Novae algae japonicae. Decas I–III. *Botanical Magazine (Tokyo)* **34**, 1–12.
- Yoon, H. Y. (1986). A taxonomic study of genus *Polysiphonia* (Rhodophyta) from Korea. *Korean Journal of Phycology* **1**, 3–86.
- Yoshida, T., and Mikami, H. (1996). Observations on Japanese species of the genus *Martensia* (Delesseriaceae, Rhodophyta), with the description of *Neomartensia* gen. nov. *Phycological Research* **44**, 101–106.

- Zanardini, G. (1851). Algae novae vel minus cognitae in mari Rubro a Portiero collectae. *Flora* **34**, 33–38.
- Zanardini, G. (1858). Plantarum in mari Rubro hucusque collectarum enumeratio (juvante A. Figari). *Memorie del Reale Istituto Veneto di Scienze, Lettere ed Arti* **7**, 209–309, pls III–XIV.
- Zanardini, G. (1872). Phycearum indicarum pugillus a Cl. Eduardo Beccari ad Borneum, Sincapoore et Ceylanum annis MDCCCLXV–VI–VII collectarum. *Memoire del Reale Istituto Veneto di Scienze, Lettere ed Arti* **17**, 129–170, plates I–XII.
- Zanardini, G. (1878). Phyceae papuanae novae vel minus cognitae a cl. O. Beccari in itinere ad Novam Guineam annis 1872–75 collectae. *Nuovo Giornale Botanico Italiano* **10**, 34–40.

Manuscript received 8 January 1998, accepted 30 July 1998

Taxonomic Index

<i>Acanthophora spicifera</i>	570	<i>Chroodactylon ornatum</i>	551
<i>Actinotrichia fragilis</i>	551	<i>Coelothrix irregularis</i>	565
<i>Aglaothamnion</i> sp.	566	<i>Corallophila huysmansii</i>	567
<i>Amphiroa</i> sp.	558	<i>Corynomorpha prismatica</i>	560
<i>Amphiroa anceps</i>	558	<i>Cryptonemia crenulata</i>	557
<i>Amphiroa foliacea</i>	558	<i>Cryptonemia yendoi</i>	557
<i>Amphiroa fragilissima</i>	558		
<i>Amphiroa tribulus</i>	558	<i>Dasya iyengarii</i>	569
<i>Anotrichium</i> cf. <i>tenue</i>	566	<i>Dasya pilosa</i>	569
<i>Asparagopsis taxiformis</i>	556	<i>Dasyphila plumarioides</i>	567
<i>Bostrychia</i> cf. <i>pinnata</i>	571	<i>Dudresnaya capricornica</i>	560
<i>Bostrychia tenella</i>	571	<i>Dudresnaya hawaiiensis</i>	560
<i>Botryocladia leptopoda</i>	565		
		<i>Endosiphonia horrida</i>	572
<i>Callithamnion</i> sp.	566	<i>Erythrotrichia carnea</i>	551
<i>Callophycus densus</i>	563		
<i>Callophycus serratus</i>	564	<i>Galaxaura elongata</i>	552
<i>Caloglossa lepreurii</i>	569	<i>Galaxaura cohaerens</i>	551
<i>Carpopeltis</i> sp.	557	<i>Galaxaura cuculligera</i>	552
<i>Carpopeltis formosana</i>	556	<i>Galaxaura divaricata</i>	551
<i>Catenella nipae</i>	559	<i>Galaxaura fasciculata</i>	551
<i>Centroceras clavulatum</i>	566	<i>Galaxaura marginata</i>	552
<i>Centroceras distichum</i>	566	<i>Galaxaura oblongata</i>	553
<i>Ceramium</i> sp.	567	<i>Galaxaura obtusata</i>	552
<i>Ceramium camouii</i>	566	<i>Galaxaura robusta</i>	552
<i>Ceramium codii</i>	566	<i>Galaxaura rugosa</i>	552
<i>Ceramium flaccidum</i>	566	<i>Galaxaura subfruticulosa</i>	552
<i>Ceramium lentiforme</i>	567	<i>Galaxaura subverticillata</i>	552
<i>Ceramium mazatlanense</i>	567	<i>Galaxaura veprecula</i>	552
<i>Ceramium procumbens</i>	567	<i>Galaxaura fastigiata</i>	553
<i>Ceratodictyon spongiosum</i>	565	<i>Gastroclonium xishaensis</i>	564
<i>Champia compressa</i>	564	<i>Gelidiella</i> sp.	554
<i>Champia parvula</i>	564	<i>Gelidiella acerosa</i>	554
<i>Champia vieillardii</i>	564	<i>Gelidiopsis intricata</i>	565
<i>Cheilosporum spectabile</i>	558	<i>Gelidiopsis repens</i>	565
<i>Chondria armata</i>	571	<i>Gelidium</i> sp.	554
<i>Chondria collinsiana</i>	571	<i>Gelidium pusillum</i>	554
<i>Chondria dasyphylla</i>	571	<i>Gibsmithia dotyi</i>	560
<i>Chondria ryukyuensis</i>	571	<i>Gibsmithia hawaiiensis</i>	560
<i>Chondrophycus</i>	571	<i>Gibsmithia larkumii</i>	560
<i>Chondrophycus cartilagineus</i>	571	<i>Gibsmithia</i> sp. nov.	560
<i>Chondrophycus intermedius</i>	571	<i>Gracilaria</i> sp.	556
<i>Chondrophycus papillosus</i>	572	<i>Gracilaria arcuata</i>	554
<i>Chondrophycus parvipapillatus</i>	572	<i>Gracilaria blodgettii</i>	554

Taxonomic Index (continued)

<i>Gracilaria canaliculata</i>	554	<i>Lithothamnion</i> sp.	557
<i>Gracilaria changii</i>	554	<i>Lomentaria corallicola</i>	565
<i>Gracilaria edulis</i>	554	<i>Martensia denticulata</i>	570
<i>Gracilaria eucheumatoides</i>	554	<i>Martensia fragilis</i>	570
<i>Gracilaria preissiana</i>	554	<i>Martensia pavonia</i>	570
<i>Gracilaria rhodymenioides</i>	554	<i>Mastophora rosea</i>	559
<i>Gracilaria stellata</i>	556	<i>Melanamansia glomerata</i>	573
<i>Gracilaria textorii</i>	556	<i>Melanansia pumila</i>	573
<i>Gracilaria verrucosa</i>	556	<i>Murrayella pericladus</i>	573
<i>Griffithsia ovalis</i>	567	<i>Neomartensia flabelliformis</i>	570
<i>Griffithsia rhizophora</i>	567	<i>Neurymenia fraxinifolia</i>	574
<i>Griffithsia weber-van-bosseae</i>	567	<i>Osmundea sinicola</i>	574
<i>Haloplegma duperreyi</i>	568	<i>Peyssonnelia</i> cf. <i>capensis</i>	562
<i>Halymenia</i> cf. <i>dilatata</i>	557	<i>Platoma ardreanum</i>	563
<i>Halymenia durvillaei</i>	557	<i>Platoma</i> sp. nov.	563
<i>Halymenia maculata</i>	557	<i>Polysiphonia</i> sp.	574
<i>Halymenia</i> sp.	558	<i>Polysiphonia crassicollis</i>	574
<i>Herposiphonia secunda</i>	572	<i>Polysiphonia delicatula</i>	574
<i>Herposiphonia variabilis</i>	572	<i>Polysiphonia japonica</i> Harvey var. <i>savatieri</i>	574
<i>Heterosiphonia crispella</i>	569	<i>Polysiphonia sparsa</i>	574
<i>Hypnea boergesenii</i>	561	<i>Polysiphonia sphaerocarpa</i>	574
<i>Hypnea cervicornis</i>	561	<i>Porolithon</i> sp.	559
<i>Hypnea charoides</i>	561	<i>Fortieria hornemannii</i>	563
<i>Hypnea musciformis</i>	561	<i>Predaea</i> sp.	562
<i>Hypnea nidifica</i>	561	<i>Predaea laciniosa</i>	562
<i>Hypnea pannosa</i>	561	<i>Pterocladella caerulescens</i>	554
<i>Hypnea saidana</i>	561	<i>Ptilocladia</i> cf. <i>vestita</i>	562
<i>Hypnea spinella</i>	561	<i>Renouxia antillana</i>	575
<i>Hypnea valentiae</i>	562	<i>Rhodoptilum plumosum</i>	569
<i>Hypoglossum subsimplex</i>	569	<i>Scageliopsis patens</i>	568
<i>Jania adhaerens</i>	557	<i>Scinaia tsinglanensis</i>	552
<i>Jania tenella</i>	559	<i>Sebdenia flabellata</i>	558
<i>Kallymenia</i> cf. <i>perforata</i>	562	<i>Spyridia filamentosa</i>	558
<i>Kallymenia</i> sp.	562	<i>Stictosiphonia</i>	574
<i>Kappaphycus striatum</i>	564	<i>Titanophora weberae</i>	563
<i>Laurencia</i> sp.	573	<i>Tolypocladia calodictyon</i>	575
<i>Laurencia cartilaginea</i>	571	<i>Tolypocladia glomerulata</i>	575
<i>Laurencia</i> cf. <i>obtusa</i>	572	<i>Trichogloea requienii</i>	553
<i>Laurencia intermedia</i>	571	<i>Tricleocarpa fragilis</i>	553
<i>Laurencia majuscula</i>	572	<i>Vanvoorstia spectabilis</i>	570
<i>Laurencia papillosa</i>	572	<i>Wrangelia argus</i>	568
<i>Laurencia parvipapillata</i>	572	<i>Wrangelia penicillata</i>	568
<i>Laurencia pedicularioides</i>	573	<i>Wurdemannia miniata</i>	575
<i>Laurencia perforata</i>	573	<i>Zellera tawallina</i>	570
<i>Leveillea jungermannioides</i>	573		
<i>Liagora bella</i>	553		
<i>Liagora boergesenii</i>	553		
<i>Liagora divaricata</i>	553		
<i>Liagora valida</i>	553		
<i>Lithophyllum</i> sp.	559		
<i>Lithophyllum moluccense</i>	559		